

PROJECT STATUS MEMORANDUM

NO. 9-16

TO: Pamela Tames, USEPA
FROM: Mark M. Goldberg, P.E.
Tunde H. Komuves-Sandor, CPG
DATE: April 10, 2017
PROJECT: Rowe Industries Superfund Site
Groundwater Recovery and Treatment System
September 2016 Status Report
Sag Harbor, New York

LBG Engineering Services, P.C. (LBG) commenced operation of the Full-Scale Pump and Treat (FSP&T) groundwater remediation system at the above-referenced site on December 17, 2002. Starting in September 2008, the groundwater recovered by the Focus Pump and Treat (FP&T) system was routed to the FSP&T system for treatment. This status report presents a summary of performance, operation and maintenance for both systems and monitoring activities for the site from September 1, 2016 through September 30, 2016. The report includes a summary of system performance parameters, system operation parameters, and analytical results for groundwater, system effluent samples, and air quality results.

SUMMARY OF SYSTEM PERFORMANCE AND OPERATION

(September 1, 2016 through September 30, 2016)

- | | |
|--|--------------------|
| 1. Hours of operation during the reporting period: | 587 hours (81.5%) |
| 2. Alarm conditions during the reporting period: | See Table 1 |
| 3. Was the SPDES VOC discharge permit criteria achieved: | yes, (see Table 2) |
| 4. Total volume of water pumped during the reporting period: | 1,145,743 gal.* |
| 5. Was the system effluent flow below the SPDES limit of 1,023,000 gpd: | yes, (see Graph 1) |
| 6. Mass of VOCs recovered during the reporting period: | 0.01 pounds* |
| 7. Cumulative mass of VOCs recovered since startup on 12/17/02:
(calculations can be provided upon request) | 228.4 pounds |

*Values represent the FSP&T and FP&T system recovery wells.

PUMP AND TREAT SYSTEM STATUS SUMMARY

The following table summarizes recovery well parameters for the operating recovery wells. Table 3 presents a summary of the quality results for water samples collected from all downgradient recovery wells. Graph 2 presents tetrachloroethylene (PCE) concentrations for each downgradient recovery well, Graph 3 presents PCE concentrations at an expanded scale in order to compare them to the PCE aquifer restoration concentration of 5 ug/L.

The groundwater quality results for the FRWs are summarized in Tables 4 through 7 and Graphs 4 through 7. Laboratory analytical reports for the RWs and FRWs are included as Appendix II.

Well	Volume pumped (gal)	Total VOC Concentration (µg/L)	VOC Recovery (lbs)
RW-2 ^{1/}	1,019,207	0.0	0.00
FRW-1 ^{2/}	2,086	27.9	<0.01
FRW-2 ^{2/}	330	27.9	<0.01
FRW-3 ^{2/}	5,457	22.0	<0.01
FRW-4 ^{2/}	140,806	6.5	0.01

^{1/} The above table summarizes the parameters for RW-2 from September 1 to September 30, 2016. The average flow rate for RW-2 was 27 gpm.

^{2/} The above table summarizes the parameters for the FRWs from September 1, 2016 through October 4, 2016.

The following recovery wells have been shut down after receiving EPA approval:

- RW-1 was shut down on July 13, 2005;
- RW-3 was shut down on May 21, 2012;
- RW-4 was shut down on January 1, 2014;
- RW-5 was shut down on May 23, 2012;
- RW-6 was shut down on January 1, 2014;
- RW-7 was shut down on January 1, 2014;
- RW-8 was shut down on April 30, 2012; and
- RW-9 was shut down on April 23, 2012.

Information about the operation and maintenance activities for the FSP&T and FP&T systems and associated wells are summarized on Table 1.

The FRW-2 pressure transducer, which controls the operation of the FRW-2 pump, stopped functioning sometime between August 16 and September 1, 2016. The malfunctioning pressure transducer caused the pump in FRW-2 to burn out. The pump in FRW-2 was turned off on September 1st until a replacement pressure transducer and pump were installed on September 15th. As part of the semi-annual O&M for the site, the RW-2 riser pipe, flow meter, vault piping, FRW-1 and FRW-2 wells, FP&T holding tank and lateral piping between the FP&T and FSP&T systems were cleaned.

In a September 15, 2016 email, the EPA approved the reduction of air monitoring sampling from monthly to quarterly. The next quarterly effluent air quality sample will be collected during the month of October 2016.

EVALUATION OF GROUNDWATER QUALITY

During September 2016, groundwater quality sampling was completed for the following wells:

- Monthly groundwater samples were collected from RW-2, FRW-1, FRW-2, FRW-3 and FRW-4.
- Semi-annual groundwater samples were collected from MW-98-01A, MW-98-05AR, MW-98-05BR, MW-45A, MW-45B, MW-98-04, MW-98-04B, MW-58A, MW-58B, MW-59A, MW-59B, MW-28A, MW-28B, MW-N-32, MW-N-32B.
- Annual groundwater samples were collected from RW-3, RW-4, RW-6, MW-44A, MW-44B, MW-44C, MW-47A, MW-47B, MW-52A, MW-B1, MW-B4, MW-42B, MW-43A, MW-43B, MW-43C, MW-53, MW-54.

The PCE concentrations in the groundwater samples collected in September from FRW-1, FRW-2 and FRW-4 are consistent with the concentrations detected in samples collected in August. The PCE concentration in the sample collected from FRW-3 shows a slight increase, but is within the normal variability observed in groundwater samples from the FDSA. All PCE concentrations are consistent with recent groundwater quality data. The cis-DCE, TCE, VC and TCA concentrations in the groundwater samples collected from FRW-1, FRW-2, FRW-3 and FRW-4 in September were comparable to concentrations detected in previous months.

Contaminant of concern (COC) concentrations continue to be detected below ARARs in the groundwater samples collected from recovery well RW-2. COCs were not detected in the groundwater samples collected from RW-3, RW-4 or RW-6. The annual groundwater results for the recovery wells are included in Table 3. Groundwater samples from RW-2 and the FRWs will continue to be collected and analyzed monthly for quality trends.

Semi-annual/annual groundwater quality sampling was completed between September 13 and 15, 2016. The semi-annual/annual groundwater quality sampling results will be summarized and reported under separate cover. The next semi-annual groundwater quality sampling event is scheduled for March 2017, and the next annual groundwater quality sampling event is scheduled for September 2017.

In a September 5, 2016 email, the EPA approved the discontinuation of water quality sampling for select monitor (i.e., MW-46A, 46B, MW-B2, B3, MW-49A, 49B, 49C, MW-50A, 50B, 50C, MW-55, MW-56A, 56B, 56C and MW-57A, 57B, 57C,) and recovery wells (i.e., RW-1, RW-5, RW-7, RW-8, and RW-9), while reducing the required sampling frequency from semi-annual to annual for others.

FUTURE O&M ACTIVITIES

O&M activities scheduled for October 2016 include:

- normal bi-weekly/monthly O&M activities; and
- recharge basin rehabilitation as allowed by weather conditions and contractor availability.

MMG:cmm

Attachments

cc: Brian Shuttleworth - Kraft Heinz Foods Company (as successor to Kraft Foods Group, Inc.)-.pdf
Kevin Kyrias-Gann, Ramboll Environ – .pdf
Jeff Trad, NYSDEC – .pdf
Chief-Operation Maintenance and Support Section, NYSDEC – .pdf
Anthony Leung, RWM, R-1, NYSDEC – .pdf
Tiffany Scarloto, Town of Southampton Attorney - .pdf
Mark Sergott, NYSDOH – .pdf

H:\NABIS\2016\Monthly reports\September\DraftStatus0916Sept- revise.docx

TABLES

**TABLE 1
GROUNDWATER REMEDIAL ACTION
ROWE INDUSTRIES SUPERFUND SITE
SAG HARBOR, NEW YORK**

**MAINTENANCE LOG
(September 1, 2016 through September 30, 2016)**

Date	Time	System Changes/Modifications	Personnel
9/1/2016	11:00 AM	Multiple Excel data sheets remain open on the computer (a form of communication failure where the system continues to operate). Rebooted the FSP&T system PLC and computer and restarted the FSP&T system.	EF
		Cleaned iron encrustation from the FRW-1, 2, 3, 4 and effluent flow meter paddle wheels. The effluent flowmeter was fouled with iron and not working prior to cleaning. All flow meters functioning normally following cleaning.	EF
		The FRW-2 pressure transducer malfunctioned and caused the pump motor in FRW-2 to burn out. A new pump (the pump and pump motor are integral to one another) and a new pressure transducer were ordered for FRW-2. FRW-2 was shut off until replacement of the pump and pressure transducer can be completed.	EF
9/7/2016	3:55 PM	FSP&T and FP&T system shut down due to a power failure alarm.	
9/8/2016	6:40 AM	Checked system, reset alarms and restarted the FSP&T system.	JF
	6:50 AM	Restarted the FP&T system with FRW-1, 3 and 4 operating.	JF
9/13/2016		Started semi-annual/annual groundwater quality sampling.	BM
		Measured depth-to-water pumping conditions in piezometers, monitor and recovery wells.	SA
9/14/2016		Continued semi-annual groundwater quality sampling.	SA/BM
9/15/2016	9:25 AM	Shut down the FSP&T system for FP&T system and FRW maintenance.	EF/AEAC
		Changed the multi-bag filter bags (400 um) in Banks 1 and 2, seven of eight housings used. Banks 1 and 2 left open. Bank 3 closed.	EF/AEAC
		Cleaned RW-2 flow meter and below grade piping from RW-2 to the FSP&T system equalization (EQ) tank.	EF/AEAC
	11:09 AM	Restarted the FSP&T system and RW-2; FP&T system remains off for maintenance.	EF/AEAC
		Cleaned the below-grade pipe from the FP&T system to the FSP&T system.	EF/AEAC
		Cleaned out the FP&T system EQ tank and replaced the FRW-2 pump and pressure transducer.	EF/AEAC
		Completed semi-annual groundwater quality sampling.	SA/BM
9/16/2016		Cleaned iron encrustation from the FRW-1, 2, 3, 4 and effluent flow meter paddle wheels; finished the FP&T system maintenance.	EF/AEAC
	11:35 AM	Restarted FRW-1, 2, 3 and 4.	EF
9/21/2016	3:55 PM	FSP&T and FP&T systems shut down due to a power failure alarm.	
9/24/2016		Checked system, acknowledged alarms but left system off in preparation for the static round of depth-to-water measurements.	JF
9/26/2016	12:30 PM	Completed the static round of depth-to-water measurements and restarted the FSP&T system. The transfer pump for the FP&T system could not be restarted so the FP&T system remained off until an LBG technician can troubleshoot the situation.	SA

Notes:

EF Evan Foster

SA Sierra Anseeuw

JF Jamie Forrester

TABLE 2

GROUNDWATER REMEDIAL ACTION
 ROWE INDUSTRIES SUPERFUND SITE
 SAG HARBOR, NEW YORK

Effluent Water Quality Results

Date Sampled ^{2/}	pH ^{1/}	TDS (mg/l)	PCE (ug/l)	1,1,1-TCA (ug/l)	TCE (ug/l)	1,1-DCA (ug/l)	1,1-DCE (ug/l)	cis-1,2-DCE (ug/l)	trans-1,2-DCE (ug/l)	Xylene (ug/l)	Toluene (ug/l)	Ethylbenzene (ug/l)	Methylene Chloride (ug/l)	Freon 113 (ug/l)	Naphthalene (ug/l)	Chloroform (ug/l)	Total Iron (mg/l)	Dissolved Iron (mg/l)
SPDES Limits	5.0 to 8.5	---	5	5	5	5	5	5	5	5	5	5	5	---	10	7	---	---
1-Sep-16	6.5	157	ND<0.5	ND<0.5	ND<0.5	ND<0.5	ND<0.5	ND<0.5	ND<0.5	ND<1.5	ND<0.5	ND<0.5	ND<2	ND<0.5	ND<0.5	ND<0.5	1.65	0.044
16-Sep-16	6.5	146	ND<0.5	ND<0.5	ND<0.5	ND<0.5	ND<0.5	ND<0.5	ND<0.5	ND<1.5	ND<0.5	ND<0.5	ND<2	ND<0.5	ND<0.5	ND<0.5	0.92	0.336

SPDES: State Pollutant Discharge Elimination System

mg/l: Milligrams per liter

ug/l: Micrograms per liter

---: Not established

J: Analyte detected below quantitation limits, value shown is a laboratory estimate.

B: Analyte was found in the associated analysis batch blank. For volatiles, methylene chloride and acetone are common lab contaminants

ND: Not detected

NM: Not Measured

TDS: Total dissolved solids

PCE: Tetrachloroethylene

1,1,1-TCA: 1,1,1-Trichloroethane

TCE: Trichloroethene

1,1-DCA: 1,1-Dichloroethane

1,1-DCE: 1,1-Dichloroethene

cis-1,2-DCE: cis-1,2-Dichloroethene

trans-1,2,-DCE: trans-1,2-Dichloroethene

Notes:

1. Based on the SPDES criteria from an NYSDEC letter dated on October 21, 2011, the allowable pH range for the Rowe Site is between 5.0 and 8.5.
2. "Effluent" samples were collected from sample port labeled NP2-10 unless otherwise noted.

TABLE 3

GROUNDWATER REMEDIAL ACTION
 ROWE INDUSTRIES SUPERFUND SITE
 SAG HARBOR, NEW YORK

Recovery Well Water Quality Results

Recovery Well	Date Sampled	PCE (ug/L)	TCE (ug/L)	TCA (ug/L)	Chloroform (ug/L)	MTBE (ug/L)	1,1-Dichloro-ethane (ug/L)	cis-1,2-Dichloro-ethene (ug/L)	1,1-Dichloro-ethene (ug/L)	Methylene Chloride (ug/L)	Toluene (ug/L)	Benzene (ug/L)	m,p-Xylene (ug/L)	o-Xylene (ug/L)
	ARAR's	5	5	5	7	NE	5	5	5	5	NE	NE	5	5
RW-1 was shut down on July 13, 2005 with EPA approval.														
RW-1	14-Jul-05	ND<1	ND<1	ND<1	2.1	ND<1	ND<1	ND<1	ND<1	8.4*	ND<1	ND<1	3.3	1.3
	7-Mar-06	ND<1	ND<1	ND<1	5.2	ND<1	ND<1	ND<1	ND<1	ND<1	ND<1	ND<1	ND<2	ND<1
	19-Sep-06	ND<1	ND<1	ND<1	1.7	ND<1	ND<1	ND<1	ND<1	ND<1	ND<1	ND<1	ND<2	ND<1
	7-Mar-07	ND<1	ND<1	ND<1	ND<1	ND<1	ND<1	ND<1	ND<1	ND<1	ND<1	ND<1	ND<2	ND<1
	3-Oct-07	ND<1	ND<1	ND<1	ND<1	ND<1	ND<1	ND<1	ND<1	ND<1	ND<1	ND<1	ND<2	ND<1
	13-Mar-08	ND<1	ND<1	ND<1	ND<1	ND<1	ND<1	ND<1	ND<1	ND<1	ND<1	ND<1	ND<2	ND<1
	17-Sep-08	ND<1	ND<1	ND<1	1.1	ND<1	ND<1	ND<1	ND<1	ND<1	ND<1	ND<1	ND<2	ND<1
	19-Mar-09	ND<1	ND<1	ND<1	ND<1	ND<1	ND<1	ND<1	ND<1	ND<1	ND<1	ND<1	ND<2	ND<1
	16-Sep-09	ND<1	ND<1	ND<1	1.0	ND<1	ND<1	ND<1	ND<1	ND<1	ND<1	ND<1	ND<2	ND<1
	17-Mar-10	ND<1	ND<1	ND<1	0.63 J	ND<1	ND<1	ND<1	ND<1	ND<1	ND<1	ND<1	ND<2	ND<1
	17-Sep-10	ND<1	ND<1	ND<1	ND<1	ND<1	ND<1	ND<1	ND<1	ND<1	ND<1	ND<1	ND<2	ND<1
	9-Mar-11	ND<1	ND<1	ND<1	0.60	ND<1	ND<1	ND<1	ND<1	ND<1	ND<1	ND<1	ND<2	ND<1
	15-Sep-11	ND<5	ND<5	ND<5	0.84 J	ND<5	ND<5	ND<5	ND<5	7.1 B	ND<1	ND<5	ND<10	ND<5
	23-Mar-12	ND<0.5	ND<0.5	ND<0.5	1.3	ND<0.5	ND<0.5	ND<1	ND<0.5	0.75 J,B	0.11 J	ND<0.5	ND<2	ND<0.5
	20-Sep-12	ND<0.5	ND<0.5	ND<0.5	0.72	ND<0.5	ND<0.5	ND<1	ND<0.5	1.2 J,B	ND<1	ND<0.5	ND<2	ND<0.5
	19-Mar-13	ND<0.5	ND<0.5	ND<0.5	0.47 J	ND<0.5	ND<0.5	ND<1	ND<0.5	ND<2	ND<0.5	ND<0.5	ND<2	ND<0.5
	12-Sep-13	ND<0.5	ND<0.5	ND<0.5	0.92	ND<0.5	ND<0.5	ND<1	ND<0.5	ND<2	ND<0.5	ND<0.5	ND<2	ND<0.5
	18-Mar-14	ND<0.5	ND<0.5	ND<0.5	1.0	ND<0.5	ND<0.5	ND<1	ND<0.5	ND<2	ND<0.5	ND<0.5	ND<2	ND<0.5
	17-Sep-14	ND<0.5	ND<0.5	ND<0.5	0.78	ND<0.5	ND<0.5	ND<1	ND<0.5	ND<2	0.78 J	ND<0.5	ND<2	ND<0.5
	26-Mar-15	ND<0.5	ND<0.5	ND<0.5	1.2	ND<0.5	ND<0.5	ND<1	ND<0.5	ND<2	ND<0.5	ND<0.5	ND<2	ND<0.5
9-Sep-15	ND<0.5	ND<0.5	ND<0.5	0.34	ND<0.5	ND<0.5	ND<1	ND<0.5	ND<2	ND<0.5	ND<0.5	ND<2	ND<0.5	
21-Mar-16	ND<0.5	ND<0.5	ND<0.5	0.59	ND<0.5	ND<0.5	ND<1	ND<0.5	ND<2	ND<0.5	ND<0.5	ND<2	ND<0.5	
RW-2	14-Oct-14	0.50	0.33 J	ND<0.5	ND<0.5	ND<0.5	ND<0.5	ND<0.5	ND<0.5	ND<2	ND<0.5	ND<0.5	ND<1	ND<0.5
	13-Nov-14	0.45 J	0.40 J	0.23 J	ND<0.5	ND<0.5	ND<0.5	ND<0.5	ND<0.5	ND<2	ND<0.5	ND<0.5	ND<1	ND<0.5
	9-Dec-14	0.56 B	0.31 J	ND<0.5	ND<0.5	ND<0.5	ND<0.5	ND<0.5	ND<0.5	ND<2	ND<0.5	ND<0.5	ND<1	ND<0.5
	27-Jan-15	0.61	0.37 J	ND<0.5	ND<0.5	ND<0.5	ND<0.5	0.39 J	ND<0.5	ND<2	ND<0.5	ND<0.5	ND<1	ND<0.5
	17-Feb-15	0.47 J	0.43 J	ND<0.5	ND<0.5	ND<0.5	ND<0.5	ND<0.5	ND<0.5	ND<2	ND<0.5	ND<0.5	ND<1	ND<0.5
	26-Mar-15	ND<0.5	ND<0.5	ND<0.5	ND<0.5	ND<0.5	ND<0.5	ND<0.5	ND<0.5	ND<2	0.55	ND<0.5	2.1 J	0.50 J
	28-Apr-15	0.28 J	ND<0.5	ND<0.5	ND<0.5	ND<0.5	ND<0.5	ND<0.5	ND<0.5	ND<2	ND<0.5	ND<0.5	ND<1	ND<0.5
	1-May-15	0.36 J	ND<0.5	ND<0.5	ND<0.5	ND<0.5	ND<0.5	ND<0.5	ND<0.5	ND<2	ND<0.5	ND<0.5	ND<1	ND<0.5
	3-Jun-15	0.39 J	ND<0.5	ND<0.5	ND<0.5	ND<0.5	ND<0.5	ND<0.5	ND<0.5	ND<2	ND<0.5	ND<0.5	ND<1	ND<0.5
	15-Jul-15	0.40 J	0.26 J	ND<0.5	ND<0.5	ND<0.5	ND<0.5	ND<0.5	ND<0.5	ND<2	ND<0.5	ND<0.5	ND<1	ND<0.5
	10-Aug-15	0.36 J	0.33 J	ND<0.5	ND<0.5	ND<0.5	ND<0.5	ND<0.5	ND<0.5	ND<2	ND<0.5	ND<0.5	ND<1	ND<0.5
	11-Sep-15	0.38 J	0.34 J	ND<0.5	ND<0.5	ND<0.5	ND<0.5	ND<0.5	ND<0.5	ND<2	ND<0.5	ND<0.5	ND<1	ND<0.5
	5-Oct-15	ND<0.5	0.46 J	ND<0.5	ND<0.5	ND<0.5	ND<0.5	ND<0.5	ND<0.5	ND<2	ND<0.5	ND<0.5	ND<1	ND<0.5
	5-Nov-15	0.28 J	0.39 J	ND<0.5	ND<0.5	ND<0.5	ND<0.5	ND<0.5	ND<0.5	ND<2	ND<0.5	ND<0.5	ND<1	ND<0.5
	2-Dec-15	0.35 J	0.53	0.26 J	ND<0.5	ND<0.5	ND<0.5	ND<0.5	ND<0.5	ND<2	ND<0.5	ND<0.5	ND<1	ND<0.5
	6-Jan-16	ND<0.5	0.56	0.33 J	ND<0.5	ND<0.5	ND<0.5	ND<0.5	ND<0.5	ND<2	ND<0.5	ND<0.5	ND<1	ND<0.5
	1-Feb-16	0.40 J	0.63	0.22 J	ND<0.5	ND<0.5	ND<0.5	ND<0.5	ND<0.5	ND<2	ND<0.5	ND<0.5	ND<1	ND<0.5
	1-Mar-16	0.38 J	0.67	0.32 J	ND<0.5	ND<0.5	ND<0.5	ND<0.5	ND<0.5	ND<2	ND<0.5	ND<0.5	ND<1	ND<0.5
	5-Apr-16	0.37 J	0.55	0.31 J	ND<0.5	ND<0.5	ND<0.5	ND<0.5	ND<0.5	ND<2	ND<0.5	ND<0.5	ND<1	ND<0.5
	2-May-16	0.27 J	0.37 J	0.24 J	ND<0.5	ND<0.5	ND<0.5	ND<0.5	ND<0.5	ND<2	ND<0.5	ND<0.5	ND<1	ND<0.5
23-Jun-16	0.26 J	0.34 J	ND<0.5	ND<0.5	ND<0.5	ND<0.5	ND<0.5	ND<0.5	ND<2	ND<0.5	ND<0.5	ND<1	ND<0.5	
19-Jul-16	0.23 J	ND<0.5	ND<0.5	ND<0.5	ND<0.5	ND<0.5	ND<0.5	ND<0.5	ND<2	ND<0.5	ND<0.5	ND<1	ND<0.5	
2-Aug-16	0.24 J	0.37 J	ND<0.5	ND<0.5	ND<0.5	ND<0.5	ND<0.5	ND<0.5	ND<2	ND<0.5	ND<0.5	ND<1	ND<0.5	
16-Sep-16	ND<0.5	ND<0.5	ND<0.5	ND<0.5	ND<0.5	ND<0.5	ND<0.5	ND<0.5	ND<2	ND<0.5	ND<0.5	ND<1	ND<0.5	

TABLE 3

**GROUNDWATER REMEDIAL ACTION
ROWE INDUSTRIES SUPERFUND SITE
SAG HARBOR, NEW YORK**

Recovery Well Water Quality Results

Recovery Well	Date Sampled	PCE (ug/L)	TCE (ug/L)	TCA (ug/L)	Chloroform (ug/L)	MTBE (ug/L)	1,1-Dichloroethane (ug/L)	cis-1,2-Dichloroethene (ug/L)	1,1-Dichloroethene (ug/L)	Methylene Chloride (ug/L)	Toluene (ug/L)	Benzene (ug/L)	m,p-Xylene (ug/L)	o-Xylene (ug/L)	
	ARAR's	5	5	5	7	NE	5	5	5	5	NE	NE	5	5	
RW-3 ^{2'}	RW-3 was shut down on May 21, 2012 with EPA approval.														
	20-Jun-12	ND<0.5	ND<0.5	ND<0.5	ND<0.5	ND<0.5	ND<0.5	ND<0.5	ND<0.5	0.56 J,B	ND<0.5	ND<0.5	ND<1	ND<0.5	
	10-Jul-12	ND<0.5	ND<0.5	ND<0.5	ND<0.5	ND<0.5	ND<0.5	ND<0.5	ND<0.5	1.1 J,B	ND<0.5	ND<0.5	ND<1	ND<0.5	
	27-Aug-12	ND<0.5	ND<0.5	ND<0.5	ND<0.5	ND<0.5	ND<0.5	ND<0.5	ND<0.5	ND<2	ND<0.5	ND<0.5	ND<1	ND<0.5	
	20-Sep-12	ND<0.5	ND<0.5	ND<0.5	ND<0.5	ND<0.5	ND<0.5	ND<0.5	ND<0.5	1.4 J,B	ND<0.5	ND<0.5	ND<1	ND<0.5	
	1-Nov-12	ND<0.5	ND<0.5	ND<0.5	ND<0.5	ND<0.5	ND<0.5	ND<0.5	ND<0.5	ND<2	ND<0.5	ND<0.5	ND<1	ND<0.5	
	27-Nov-12	ND<0.5	ND<0.5	ND<0.5	ND<0.5	ND<0.5	ND<0.5	ND<0.5	ND<0.5	ND<2	ND<0.5	ND<0.5	ND<1	ND<0.5	
	12-Dec-12	0.10 J	0.18 J	ND<0.5	ND<0.5	ND<0.5	ND<0.5	ND<0.5	ND<0.5	0.28 J,B	ND<0.5	ND<0.5	0.22 J	ND<0.5	
	19-Mar-13	ND<0.5	ND<0.5	ND<0.5	ND<0.5	ND<0.5	ND<0.5	ND<0.5	ND<0.5	ND<2	ND<0.5	ND<0.5	ND<1	ND<0.5	
	17-Jun-13	ND<0.5	ND<0.5	ND<0.5	ND<0.5	ND<0.5	ND<0.5	ND<0.5	ND<0.5	ND<2	ND<0.5	ND<0.5	ND<1	ND<0.5	
	12-Sep-13	ND<0.5	ND<0.5	ND<0.5	ND<0.5	ND<0.5	ND<0.5	ND<0.5	ND<0.5	ND<2	ND<0.5	ND<0.5	ND<1	ND<0.5	
	16-Dec-13	ND<0.5	ND<0.5	ND<0.5	ND<0.5	ND<0.5	ND<0.5	ND<0.5	ND<0.5	ND<2	ND<0.5	ND<0.5	ND<1	ND<0.5	
	18-Mar-14	ND<0.5	ND<0.5	ND<0.5	ND<0.5	ND<0.5	ND<0.5	ND<0.5	ND<0.5	ND<2	ND<0.5	ND<0.5	ND<1	ND<0.5	
	17-Sep-14	ND<0.5	ND<0.5	ND<0.5	ND<0.5	ND<0.5	ND<0.5	ND<0.5	ND<0.5	ND<2	0.40 J	ND<0.5	ND<1	ND<0.5	
	26-Mar-15	ND<0.5	0.21 J	ND<0.5	ND<0.5	ND<0.5	ND<0.5	ND<0.5	ND<0.5	ND<0.5	ND<0.5	ND<0.5	ND<0.5	ND<0.5	
	9-Sep-15	ND<0.5	ND<0.5	ND<0.5	ND<0.5	ND<0.5	ND<0.5	ND<0.5	ND<0.5	ND<0.5	ND<0.5	ND<0.5	ND<0.5	ND<0.5	
	21-Mar-16	ND<0.5	ND<0.5	ND<0.5	ND<0.5	ND<0.5	ND<0.5	ND<0.5	ND<0.5	ND<0.5	ND<0.5	ND<0.5	ND<0.5	ND<0.5	
	13-Sep-16	ND<0.5	ND<0.5	ND<0.5	ND<0.5	ND<0.5	ND<0.5	ND<0.5	ND<0.5	ND<0.5	ND<0.5	ND<0.5	ND<0.5	ND<0.5	
RW-4 ^{3'}	12-Sep-13	1.4	0.25 J	ND<0.5	ND<0.5	ND<0.5	ND<0.5	ND<0.5	ND<0.5	ND<2	ND<0.5	ND<0.5	ND<1	ND<0.5	
	24-Oct-13	1.0	ND<0.5	0.22 J	ND<0.5	ND<0.5	ND<0.5	ND<0.5	ND<0.5	ND<2	ND<0.5	ND<0.5	ND<1	ND<0.5	
	26-Nov-13	0.88	ND<0.5	0.60	ND<0.5	ND<0.5	0.22 J	ND<0.5	ND<0.5	ND<2	ND<0.5	ND<0.5	ND<1	ND<0.5	
	16-Dec-13	0.78	ND<0.5	1.3	0.27 J	ND<0.5	0.40 J	ND<0.5	ND<0.5	ND<2	ND<0.5	ND<0.5	ND<1	ND<0.5	
	RW-4 was shut down on Jan 1, 2014 with EPA approval.														
	28-Jan-14	2.0	ND<0.5	ND<0.5	ND<0.5	ND<0.5	ND<0.5	ND<0.5	ND<0.5	ND<2	ND<0.5	ND<0.5	ND<1	ND<0.5	
	27-Feb-14	ND<0.5	ND<0.5	ND<0.5	ND<0.5	ND<0.5	ND<0.5	ND<0.5	ND<0.5	ND<2	ND<0.5	ND<0.5	ND<1	ND<0.5	
	19-Mar-14	0.36 J	ND<0.5	ND<0.5	ND<0.5	ND<0.5	ND<0.5	ND<0.5	ND<0.5	ND<2	0.57 B	ND<0.5	ND<1	ND<0.5	
	21-Apr-14	0.21 J	ND<0.5	ND<0.5	ND<0.5	ND<0.5	ND<0.5	ND<0.5	ND<0.5	ND<2	ND<0.5	ND<0.5	ND<1	ND<0.5	
	19-May-14	1.5	0.49 J	ND<0.5	ND<0.5	ND<0.5	ND<0.5	ND<0.5	ND<0.5	ND<2	ND<0.5	ND<0.5	ND<1	ND<0.5	
	17-Jun-14	2.0	0.69	ND<0.5	ND<0.5	ND<0.5	ND<0.5	ND<0.5	ND<0.5	ND<2	ND<0.5	ND<0.5	ND<1	ND<0.5	
	14-Sep-14	2.0	0.88	ND<0.5	ND<0.5	ND<0.5	ND<0.5	ND<0.5	ND<0.5	ND<2	ND<0.5	ND<0.5	ND<1	ND<0.5	
	22-Dec-14	ND<0.5	ND<0.5	ND<0.5	ND<0.5	ND<0.5	ND<0.5	ND<0.5	ND<0.5	ND<2	ND<0.5	ND<0.5	ND<1	ND<0.5	
	25-Mar-15	ND<0.5	ND<0.5	ND<0.5	ND<0.5	ND<0.5	ND<0.5	ND<0.5	ND<0.5	ND<2	0.27 J	ND<0.5	ND<1	ND<0.5	
	3-Jun-15	2.6	ND<0.5	ND<0.5	ND<0.5	ND<0.5	ND<0.5	0.28 J	ND<0.5	ND<2	ND<0.5	ND<0.5	ND<1	ND<0.5	
	9-Sep-15	0.90	ND<0.5	ND<0.5	ND<0.5	ND<0.5	ND<0.5	1.7	ND<0.5	ND<2	ND<0.5	ND<0.5	ND<1	ND<0.5	
	21-Mar-16	ND<0.5	0.27 J	ND<0.5	ND<0.5	ND<0.5	ND<0.5	ND<0.5	ND<0.5	ND<2	ND<0.5	ND<0.5	ND<1	ND<0.5	
	13-Sep-16	ND<0.5	ND<0.5	ND<0.5	ND<0.5	ND<0.5	ND<0.5	ND<0.5	ND<0.5	ND<2	ND<0.5	ND<0.5	ND<1	ND<0.5	

TABLE 3

GROUNDWATER REMEDIAL ACTION
 ROWE INDUSTRIES SUPERFUND SITE
 SAG HARBOR, NEW YORK

Recovery Well Water Quality Results

Recovery Well	Date Sampled	PCE (ug/L)	TCE (ug/L)	TCA (ug/L)	Chloroform (ug/L)	MTBE (ug/L)	1,1-Dichloroethane (ug/L)	cis-1,2-Dichloroethene (ug/L)	1,1-Dichloroethene (ug/L)	Methylene Chloride (ug/L)	Toluene (ug/L)	Benzene (ug/L)	m,p-Xylene (ug/L)	o-Xylene (ug/L)
	ARAR's	5	5	5	7	NE	5	5	5	5	NE	NE	5	5
RW-5 ^{2/4/}	RW-5 was shut down on May 23, 2012 with EPA approval.													
	20-Jun-12	ND<0.5	ND<0.5	ND<0.5	0.67	ND<0.5	ND<0.5	ND<0.5	ND<0.5	0.63 J,B	ND<0.5	ND<0.5	ND<1	ND<0.5
	10-Jul-12	ND<0.5	ND<0.5	ND<0.5	0.70	ND<0.5	ND<0.5	ND<0.5	ND<0.5	1.2 J,B	0.22 J	ND<0.5	ND<1	ND<0.5
	27-Aug-12	ND<0.5	ND<0.5	ND<0.5	ND<0.5	ND<0.5	ND<0.5	ND<0.5	0.98	ND<2	ND<0.5	ND<0.5	ND<1	ND<0.5
	20-Sep-12	ND<0.5	ND<0.5	ND<0.5	0.80	ND<0.5	ND<0.5	ND<0.5	ND<0.5	1.3 J,B	ND<0.5	ND<0.5	ND<1	ND<0.5
	1-Nov-12	ND<0.5	ND<0.5	ND<0.5	0.89	ND<0.5	ND<0.5	ND<0.5	ND<0.5	ND<2	ND<0.5	ND<0.5	ND<1	ND<0.5
	27-Nov-12	ND<0.5	ND<0.5	ND<0.5	0.96	ND<0.5	ND<0.5	ND<0.5	ND<0.5	ND<2	ND<0.5	ND<0.5	ND<1	ND<0.5
	12-Dec-12	ND<0.5	ND<0.5	ND<0.5	0.96	ND<0.5	ND<0.5	ND<0.5	ND<0.5	0.26 J,B	ND<0.5	ND<0.5	0.37 J	0.12 J
	19-Mar-13	ND<0.5	ND<0.5	ND<0.5	0.76	ND<0.5	ND<0.5	ND<0.5	ND<0.5	ND<2	ND<0.5	ND<0.5	ND<1	ND<0.5
	17-Jun-13	ND<0.5	ND<0.5	ND<0.5	0.99	ND<0.5	ND<0.5	ND<0.5	ND<0.5	ND<2	ND<0.5	ND<0.5	ND<1	ND<0.5
	12-Sep-13	ND<0.5	ND<0.5	ND<0.5	0.89	ND<0.5	ND<0.5	ND<0.5	ND<0.5	ND<2	ND<0.5	ND<0.5	ND<1	ND<0.5
	16-Dec-13	ND<0.5	ND<0.5	ND<0.5	0.93	ND<0.5	ND<0.5	ND<0.5	ND<0.5	ND<2	ND<0.5	ND<0.5	ND<1	ND<0.5
	18-Mar-14	ND<0.5	ND<0.5	ND<0.5	0.74	ND<0.5	ND<0.5	ND<0.5	ND<0.5	ND<2	ND<0.5	ND<0.5	ND<1	ND<0.5
	17-Sep-14	ND<0.5	ND<0.5	ND<0.5	0.53	ND<0.5	ND<0.5	ND<0.5	ND<0.5	ND<2	0.89	ND<0.5	ND<1	ND<0.5
	26-Mar-15	ND<0.5	ND<0.5	ND<0.5	ND<0.5	ND<0.5	ND<0.5	ND<0.5	ND<0.5	ND<2	ND<0.5	ND<0.5	ND<0.5	ND<0.5
	9-Sep-15	ND<0.5	ND<0.5	ND<0.5	0.70	ND<0.5	ND<0.5	ND<0.5	ND<0.5	ND<2	ND<0.5	ND<0.5	ND<0.5	ND<0.5
	21-Mar-16	ND<0.5	ND<0.5	ND<0.5	0.67	ND<0.5	ND<0.5	ND<0.5	ND<0.5	ND<2	ND<0.5	ND<0.5	ND<0.5	ND<0.5
RW-6 ^{3/}	12-Sep-13	1.9	ND<0.5	0.89	0.22 J	ND<0.5	0.51	ND<0.5	ND<0.5	ND<2	ND<0.5	ND<0.5	ND<1	ND<0.5
	24-Oct-13	1.8	ND<0.5	0.72	0.20 J	ND<0.5	0.44 J	ND<0.5	ND<0.5	ND<2	ND<0.5	ND<0.5	ND<1	ND<0.5
	26-Nov-13	1.6	ND<0.5	0.78	0.27 J	ND<0.5	0.59	ND<0.5	ND<0.5	ND<2	ND<0.5	ND<0.5	ND<1	ND<0.5
	16-Dec-13	1.6	ND<0.5	0.93	0.36 J	ND<0.5	0.70	ND<0.5	ND<0.5	ND<2	ND<0.5	ND<0.5	ND<1	ND<0.5
	RW-6 was shut down on Jan 1, 2014 with EPA approval.													
	28-Jan-14	1.9	ND<0.5	ND<0.5	ND<0.5	ND<0.5	ND<0.5	ND<0.5	ND<0.5	ND<2	ND<0.5	ND<0.5	ND<1	ND<0.5
	18-Feb-14	0.36 J	ND<0.5	0.83	ND<0.5	ND<0.5	ND<0.5	ND<0.5	ND<0.5	ND<2	ND<0.5	ND<0.5	ND<1	ND<0.5
	18-Mar-14	0.22 J	ND<0.5	0.79	ND<0.5	ND<0.5	0.71	0.28 J	ND<0.5	ND<2	0.43 J,B	ND<0.5	ND<1	ND<0.5
	21-Apr-14	ND<0.5	ND<0.5	0.82	ND<0.5	ND<0.5	0.87	ND<0.5	ND<0.5	ND<2	ND<0.5	ND<0.5	ND<1	ND<0.5
	19-May-14	ND<0.5	ND<0.5	1.2	ND<0.5	ND<0.5	1.0	ND<0.5	ND<0.5	ND<2	ND<0.5	ND<0.5	ND<1	ND<0.5
	17-Jun-14	0.24 J	ND<0.5	1.3	ND<0.5	ND<0.5	1.1	0.54 J	ND<0.5	ND<2	ND<0.5	ND<0.5	ND<1	ND<0.5
	17-Sep-14	0.24 J	ND<0.5	1.1	ND<0.5	ND<0.5	0.87	ND<0.5	ND<0.5	ND<2	ND<0.5	ND<0.5	ND<1	ND<0.5
	9-Dec-14	0.27 J,B	ND<0.5	0.8	ND<0.5	ND<0.5	0.52	ND<0.5	ND<0.5	ND<2	ND<0.5	ND<0.5	ND<1	ND<0.5
	26-Mar-15	ND<0.5	ND<0.5	ND<0.5	0.55	ND<0.5	ND<0.5	ND<0.5	ND<0.5	ND<2	ND<0.5	ND<0.5	ND<1	ND<0.5
	3-Jun-15	0.25 J	ND<0.5	0.38 J	0.31 J	ND<0.5	ND<0.5	ND<0.5	ND<0.5	ND<2	ND<0.5	ND<0.5	ND<1	ND<0.5
	9-Sep-15	0.25 J	ND<0.5	0.32 J	0.37 J	ND<0.5	0.23 J	ND<0.5	ND<0.5	ND<2	ND<0.5	ND<0.5	ND<1	ND<0.5
	21-Mar-16	0.24 J	ND<0.5	ND<0.5	0.32 J	ND<0.5	ND<0.5	ND<0.5	ND<0.5	ND<2	ND<0.5	ND<0.5	ND<1	ND<0.5
14-Sep-16	ND<0.5	ND<0.5	ND<0.5	ND<0.5	ND<0.5	ND<0.5	ND<0.5	ND<0.5	ND<2	ND<0.5	ND<0.5	ND<1	ND<0.5	

TABLE 3

GROUNDWATER REMEDIAL ACTION
 ROWE INDUSTRIES SUPERFUND SITE
 SAG HARBOR, NEW YORK

Recovery Well Water Quality Results

Recovery Well	Date Sampled	PCE (ug/L)	TCE (ug/L)	TCA (ug/L)	Chloroform (ug/L)	MTBE (ug/L)	1,1-Dichloroethane (ug/L)	cis-1,2-Dichloroethene (ug/L)	1,1-Dichloroethene (ug/L)	Methylene Chloride (ug/L)	Toluene (ug/L)	Benzene (ug/L)	m,p-Xylene (ug/L)	o-Xylene (ug/L)	
	ARAR's	5	5	5	7	NE	5	5	5	5	NE	NE	5	5	
RW-7 ^{3/4}	Aug 2013 ^{1/}	NS	NS	NS	NS	NS	NS	NS	NS	NS	NS	NS	NS	NS	
	12-Sep-13	1.1	ND<0.5	ND<0.5	ND<0.5	ND<0.5	ND<0.5	ND<0.5	ND<0.5	ND<2	ND<0.5	ND<0.5	ND<1	ND<0.5	
	24-Oct-13	1.0	ND<0.5	ND<0.5	ND<0.5	ND<0.5	ND<0.5	ND<0.5	ND<0.5	ND<2	ND<0.5	ND<0.5	ND<1	ND<0.5	
	26-Nov-13	ND<0.5	ND<0.5	ND<0.5	ND<0.5	ND<0.5	ND<0.5	ND<0.5	ND<0.5	ND<2	ND<0.5	ND<0.5	ND<1	ND<0.5	
	16-Dec-13	0.76	ND<0.5	ND<0.5	0.23 J	ND<0.5	ND<0.5	ND<0.5	ND<0.5	ND<2	ND<0.5	ND<0.5	ND<1	ND<0.5	
	RW-7 was shut down on Jan 1, 2014 with EPA approval.														
	28-Jan-14	1.1	ND<0.5	ND<0.5	ND<0.5	ND<0.5	ND<0.5	ND<0.5	ND<0.5	ND<2	ND<0.5	ND<0.5	ND<1	ND<0.5	
	18-Feb-14	0.36 J	ND<0.5	0.26 J	ND<0.5	ND<0.5	ND<0.5	ND<0.5	ND<0.5	ND<2	ND<0.5	ND<0.5	ND<1	ND<0.5	
	19-Mar-14	ND<0.5	ND<0.5	0.21 J	ND<0.5	ND<0.5	ND<0.5	ND<0.5	ND<0.5	ND<2	0.36 J,B	ND<0.5	ND<1	ND<0.5	
	21-Apr-14	0.38 J	ND<0.5	0.21 J	ND<0.5	ND<0.5	ND<0.5	ND<0.5	ND<0.5	ND<2	ND<0.5	ND<0.5	ND<1	ND<0.5	
	19-May-14	ND<0.5	ND<0.5	ND<0.5	ND<0.5	ND<0.5	0.27 J	ND<0.5	ND<0.5	ND<2	ND<0.5	ND<0.5	ND<1	ND<0.5	
	17-Jun-14	ND<0.5	ND<0.5	0.25 J	ND<0.5	ND<0.5	0.34 J	ND<0.5	ND<0.5	ND<2	ND<0.5	ND<0.5	ND<1	ND<0.5	
	17-Sep-14	ND<0.5	ND<0.5	ND<0.5	ND<0.5	ND<0.5	0.87 J	ND<0.5	ND<0.5	ND<2	ND<0.5	ND<0.5	ND<1	ND<0.5	
	9-Dec-14	0.87 B	ND<0.5	ND<0.5	ND<0.5	ND<0.5	ND<0.5	ND<0.5	ND<0.5	ND<2	ND<0.5	ND<0.5	ND<1	ND<0.5	
	26-Mar-15	0.20 J	ND<0.5	0.46 J	0.25 J	ND<0.5	ND<0.5	0.34 J	ND<2	ND<0.5	ND<0.5	ND<1	ND<0.5		
	3-Jun-15	ND<0.5	ND<0.5	0.40 J	0.38 J	ND<0.5	0.29 J	ND<0.5	ND<2	ND<0.5	ND<0.5	ND<1	ND<0.5		
	9-Sep-15	ND<0.5	ND<0.5	1.0	0.21 J	ND<0.5	0.60	ND<0.5	ND<2	ND<0.5	ND<0.5	ND<1	ND<0.5		
21-Mar-16	ND<0.5	ND<0.5	1.1	ND<0.5	ND<0.5	0.50	ND<0.5	ND<2	ND<0.5	ND<0.5	ND<1	ND<0.5			
RW-8 was shut down on April 30, 2012 with EPA approval.															
RW-8 ^{2/4}	17-May-12	ND<0.5	ND<0.5	ND<0.5	ND<0.5	ND<0.5	ND<0.5	ND<0.5	ND<0.5	2.4 J,B	0.94	ND<0.5	0.99 J	0.41 J	
	20-Jun-12	0.11 J	ND<0.5	ND<0.5	ND<0.5	ND<0.5	ND<0.5	ND<0.5	ND<0.5	0.63 J,B	ND<0.5	ND<0.5	ND<1	ND<0.5	
	10-Jul-12	0.10 J	ND<0.5	ND<0.5	ND<0.5	ND<0.5	ND<0.5	ND<0.5	ND<0.5	1.2 J,B	0.12 J	ND<0.5	ND<1	ND<0.5	
	27-Aug-12	0.11 J	ND<0.5	ND<0.5	ND<0.5	ND<0.5	ND<0.5	ND<0.5	ND<0.5	ND<2	ND<0.5	ND<0.5	ND<1	ND<0.5	
	20-Sep-12	0.10 J	ND<0.5	ND<0.5	ND<0.5	ND<0.5	ND<0.5	ND<0.5	ND<0.5	1.2 J,B	ND<0.5	ND<0.5	ND<1	ND<0.5	
	1-Nov-12	ND<0.5	ND<0.5	ND<0.5	ND<0.5	ND<0.5	ND<0.5	ND<0.5	ND<0.5	ND<2	ND<0.5	ND<0.5	ND<1	ND<0.5	
	27-Nov-12	ND<0.5	ND<0.5	ND<0.5	ND<0.5	ND<0.5	ND<0.5	ND<0.5	ND<0.5	ND<2	ND<0.5	ND<0.5	ND<1	ND<0.5	
	12-Dec-12	0.13 J	ND<0.5	ND<0.5	ND<0.5	ND<0.5	ND<0.5	ND<0.5	ND<0.5	ND<2	ND<0.5	ND<0.5	0.22 J	ND<0.5	
	19-Mar-13	ND<0.5	ND<0.5	ND<0.5	ND<0.5	ND<0.5	ND<0.5	ND<0.5	ND<0.5	ND<2	ND<0.5	ND<0.5	ND<1	ND<0.5	
	17-Jun-13	ND<0.5	ND<0.5	ND<0.5	ND<0.5	ND<0.5	ND<0.5	ND<0.5	ND<0.5	ND<2	ND<0.5	ND<0.5	ND<1	ND<0.5	
	12-Sep-13	ND<0.5	ND<0.5	ND<0.5	ND<0.5	ND<0.5	ND<0.5	ND<0.5	ND<0.5	ND<2	ND<0.5	ND<0.5	ND<1	ND<0.5	
	16-Dec-13	ND<0.5	ND<0.5	ND<0.5	ND<0.5	ND<0.5	ND<0.5	ND<0.5	ND<0.5	ND<2	ND<0.5	ND<0.5	ND<1	ND<0.5	
	18-Mar-14	ND<0.5	ND<0.5	ND<0.5	ND<0.5	ND<0.5	ND<0.5	ND<0.5	ND<0.5	ND<2	ND<0.5	ND<0.5	ND<1	ND<0.5	
	17-Sep-14	ND<0.5	ND<0.5	ND<0.5	ND<0.5	ND<0.5	ND<0.5	ND<0.5	ND<0.5	ND<2	0.97	ND<0.5	ND<1	ND<0.5	
	26-Mar-15	ND<0.5	ND<0.5	0.62	ND<0.5	ND<0.5	0.72	ND<0.5	ND<2	ND<0.5	ND<0.5	ND<1	ND<0.5		
	9-Sep-15	ND<0.5	ND<0.5	ND<0.5	ND<0.5	ND<0.5	ND<0.5	ND<0.5	ND<2	ND<0.5	ND<0.5	ND<1	ND<0.5		
	21-Mar-16	ND<0.5	ND<0.5	ND<0.5	0.21 J	ND<0.5	ND<0.5	ND<0.5	ND<2	ND<0.5	ND<0.5	ND<1	ND<0.5		

TABLE 3

GROUNDWATER REMEDIAL ACTION
 ROWE INDUSTRIES SUPERFUND SITE
 SAG HARBOR, NEW YORK

Recovery Well Water Quality Results

Recovery Well	Date Sampled	PCE (ug/L)	TCE (ug/L)	TCA (ug/L)	Chloroform (ug/L)	MTBE (ug/L)	1,1-Dichloroethane (ug/L)	cis-1,2-Dichloroethene (ug/L)	1,1-Dichloroethene (ug/L)	Methylene Chloride (ug/L)	Toluene (ug/L)	Benzene (ug/L)	m,p-Xylene (ug/L)	o-Xylene (ug/L)
	ARAR's	5	5	5	7	NE	5	5	5	5	NE	NE	5	5
	RW-9 was shut down on April 23, 2012 with EPA approval.													
RW-9 ^{2/4/}	17-May-12	ND<0.5	ND<0.5	ND<0.5	ND<0.5	ND<0.5	ND<0.5	ND<0.5	ND<0.5	2.3 B	0.75	ND<0.5	0.57 J	0.19 J
	20-Jun-12	ND<0.5	ND<0.5	ND<0.5	ND<0.5	ND<0.5	ND<0.5	ND<0.5	ND<0.5	0.65 J,B	ND<0.5	ND<0.5	ND<1	ND<0.5
	10-Jul-12	ND<0.5	ND<0.5	ND<0.5	ND<0.5	ND<0.5	ND<0.5	ND<0.5	ND<0.5	1.3 J,B	ND<0.5	ND<0.5	ND<1	ND<0.5
	27-Aug-12	ND<0.5	ND<0.5	ND<0.5	ND<0.5	ND<0.5	ND<0.5	ND<0.5	ND<0.5	ND<2	ND<0.5	ND<0.5	ND<1	ND<0.5
	19-Sep-12	ND<0.5	ND<0.5	ND<0.5	ND<0.5	ND<0.5	ND<0.5	ND<0.5	ND<0.5	1.2 J,B	ND<0.5	ND<0.5	ND<1	ND<0.5
	1-Nov-12	ND<0.5	ND<0.5	ND<0.5	ND<0.5	ND<0.5	ND<0.5	ND<0.5	ND<0.5	ND<2	ND<0.5	ND<0.5	ND<1	ND<0.5
	27-Nov-12	0.16 J	ND<0.5	ND<0.5	ND<0.5	ND<0.5	ND<0.5	ND<0.5	ND<0.5	ND<2	ND<0.5	ND<0.5	ND<1	ND<0.5
	12-Dec-12	ND<0.5	ND<0.5	ND<0.5	0.13 J	ND<0.5	ND<0.5	ND<0.5	ND<0.5	0.28 J,B	ND<0.5	ND<0.5	0.23 J	ND<0.5
	19-Mar-13	ND<0.5	ND<0.5	ND<0.5	ND<0.5	ND<0.5	ND<0.5	ND<0.5	ND<0.5	ND<2	ND<0.5	ND<0.5	ND<1	ND<0.5
	17-Jun-13	ND<0.5	ND<0.5	ND<0.5	ND<0.5	ND<0.5	ND<0.5	ND<0.5	ND<0.5	ND<2	ND<0.5	ND<0.5	ND<1	ND<0.5
	12-Sep-13	ND<0.5	ND<0.5	ND<0.5	ND<0.5	ND<0.5	ND<0.5	ND<0.5	ND<0.5	ND<2	ND<0.5	ND<0.5	ND<1	ND<0.5
	17-Dec-13	ND<0.5	ND<0.5	ND<0.5	ND<0.5	ND<0.5	ND<0.5	ND<0.5	ND<0.5	ND<2	ND<0.5	ND<0.5	ND<1	ND<0.5
	18-Mar-14	ND<0.5	ND<0.5	ND<0.5	ND<0.5	ND<0.5	ND<0.5	ND<0.5	ND<0.5	ND<2	ND<0.5	ND<0.5	ND<1	ND<0.5
	17-Sep-14	ND<0.5	ND<0.5	ND<0.5	ND<0.5	ND<0.5	ND<0.5	ND<0.5	ND<0.5	ND<2	0.92	ND<0.5	ND<1	ND<0.5
	26-Mar-15	ND<0.5	ND<0.5	ND<0.5	ND<0.5	ND<0.5	ND<0.5	ND<0.5	ND<0.5	ND<2	ND<0.5	ND<0.5	ND<1	ND<0.5
9-Sep-15	ND<0.5	ND<0.5	ND<0.5	ND<0.5	ND<0.5	ND<0.5	ND<0.5	ND<0.5	ND<2	ND<0.5	ND<0.5	ND<1	ND<0.5	
21-Mar-16	ND<0.5	ND<0.5	ND<0.5	ND<0.5	ND<0.5	ND<0.5	ND<0.5	ND<0.5	ND<2	ND<0.5	ND<0.5	ND<1	ND<0.5	

PCE: Tetrachloroethylene
 MTBE: Methyl-tertiary-butyl-ether

TCE: Trichloroethylene
 NS: Not sampled

TCA: 1,1,1-Trichloroethane

ND: Not detected
 <#: Less than method detection limit
 ug/L: Micrograms per liter
 -: Not analyzed

- J: Analyte detected below quantitation limits, value shown is a laboratory estimate.
- B: Analyte was found in the associated analysis batch blank. For volatiles, methylene chloride and acetone are common lab contaminants.
- ARAR's are chemical specific aquifer restoration goals for ground water at the Former Rowe Industries Superfund Site.
- NE indicates that the ARAR goal was not established for this compound by the EPA.
- Bold values indicate an exceedence of the ARAR standard established for the site.
- ¹ The recovery wells were not sampled because the FSP&T system was inoperable during and following the scheduled sampling event.
- ² Starting in June 2012 groundwater samples from these recovery wells are collected via low-flow methods.
- ³ Starting in March 2015, groundwater samples from these recovery wells are collected via low flow methods.
- ⁴ In September 2016, the EPA granted approval to discontinue groundwater sampling at RW-1, RW-5, RW-7, RW-8 and RW-9.

TABLE 4

GROUNDWATER REMEDIAL ACTION
 ROWE INDUSTRIES SUPERFUND SITE
 SAG HARBOR, NEW YORK

Recovery Well FRW-1 VOC Concentrations, micrograms per liter

FRW-1										
Date	PCE	TCE	cis12DCE	VC	TCA	11DCA	124TCB	Toluene	Bromomet hane	Acetone
ARARs	5	5	5	2 ^{1/}	5	5	5 ^{1/}	5	5 ^{1/}	NE
14-Oct-14	41	0.84	0.46 J	ND<0.5	0.62	ND<0.5	ND<2	ND<0.5	ND<0.5	ND<2
The FRWs shut down on October 24, 2014 and were restarted on November 13, 2014										
13-Nov-14	17	3.2	2.1	ND<0.5	ND<0.5	ND<0.5	ND<2	ND<0.5	ND<0.5	ND<2
FRW-1 was shut down on November 24, 2014 and restarted on December 9, 2014										
9-Dec-14	119	3.4	5.8	ND<0.5	1.8	ND<0.5	ND<2	ND<0.5	ND<0.5	ND<2
The FRW-1 was shut down on December 22, 2014										
22-Jan-15	180	6.6	23	ND<2.5	1.9	ND<2.5	ND<2.5	ND<2.5	ND<2.5	8.6
The FRW-1 was restarted on January 29, 2015										
17-Feb-15	75	2.3	4.8	ND<0.5	0.9	ND<0.5	ND<2	ND<0.5	ND<0.5	ND<2
The FRWs were shut down on March 20, 2015 and were restarted on March 27, 2015										
27-Mar-15	210	1.3	1.2	ND<0.5	2.6	ND<0.5	ND<2	ND<0.5	ND<0.5	ND<2
1-Apr-15	140	0.84	1.1	ND<0.5	1.1	ND<0.5	0.24 J	ND<0.5	ND<0.5	ND<2
The FRWs were shut down on April 20, 2015 and were restarted on April 27, 2015										
1-May-15	34	0.49 J	1.4	ND<0.5	0.43 J	ND<0.5	ND<2	ND<0.5	ND<0.5	ND<2
3-Jun-15	23	0.89	1.9	ND<0.5	0.47 J	ND<0.5	ND<2	ND<0.5	ND<0.5	ND<2
The FRWs were shut down between June 15 and June 17, 2015 and again between June 29 and July 1, 2015										
1-Jul-15	37	1.2	1.6	ND<0.5	0.37 J	ND<0.5	0.24 J	ND<0.5	ND<0.5	9.8
The FRWs were shut down between July 13 and July 15, 2015.										
10-Aug-15	21	0.59	1.2	ND<0.5	0.24 J	ND<0.5	ND<2	ND<0.5	ND<0.5	ND<2
The FRWs were shut down on September 3, 2015 and were restarted on September 9, 2015										
11-Sep-15	15	0.54	1.6	ND<0.5	ND<0.5	ND<0.5	ND<2	ND<0.5	0.51	ND<2
5-Oct-15	50	0.69	0.38 J	ND<0.5	0.65	ND<0.5	ND<2	ND<0.5	ND<0.5	ND<2
FRW-1 was shut down sometime between October 5 and 20, 2015, and did not operate during the month of November										
5-Nov-15	53	3.6	29	0.76	0.78	ND<0.5	ND<2	ND<0.5	ND<0.5	1.8 J
3-Dec-15	24	2.5	37	0.96	0.34 J	0.32 J	ND<2	ND<0.5	ND<0.5	2.7
The FRWs were shut down between December 5, 2015 and December 15, 2015										
6-Jan-16	170	1.8	3.2	ND<0.5	2.4	ND<0.5	ND<2	ND<0.5	ND<0.5	ND<2
The FRWs were shut down between February 13, 2016 and February 16, 2016										
1-Feb-16	67	5.3	5.9	0.30 J	0.28 J	ND<0.5	ND<2	ND<0.5	ND<0.5	1.2 J
The FRWs were shut down between February 25, 2016 and February 27, 2016										
1-Mar-16	290	3.8	7.9	ND<0.5	2.6	ND<0.5	ND<2	ND<0.5	ND<0.5	ND<2
The FRWs were shut down between March 10 and March 16, 2016 and again between March 18 and March 22, 2016										
5-Apr-16	140	4.0	7.9	ND<0.5	1.1	ND<0.5	ND<2	ND<0.5	ND<0.5	ND<2
The FRWs were shut down between April 8 and April 12, 2016 and again between April 19 and 25, 2016										
2-May-16	78	2.8	5.7	ND<0.5	0.74	ND<0.5	ND<2	ND<0.5	ND<0.5	ND<2
The FRWs were shut down between May 5 and May 17, 2016 and again between May 19 and 23, 2016										
7-Jun-16	57	1.6	3.0	ND<0.5	0.43	ND<0.5	ND<2	ND<0.5	ND<0.5	1.3 J
7-Jul-16	40	0.95	0.75	ND<0.5	0.30 J	ND<0.5	ND<2	ND<0.5	ND<0.5	1.6 J
The FRWs were shut down between July 15 and July 18, 2016 and again after July 29, 2016										
2-Aug-16	22	0.75	1.4	ND<0.5	ND<0.5	ND<0.5	ND<2	ND<0.5	ND<0.5	1.2 J
The FRWs were shut down between August 10 and August 13, 2016.										
1-Sep-16	25	0.81	1.6	ND<0.5	0.20 J	ND<0.5	ND<2	ND<0.5	ND<0.5	ND<2
FRW-1 was shut down between September 15 and 16, 2016 and again between September 21 and October 4, 2016										

ARARs - Applicable Relevant and Appropriate Requirements for aquifer restoration established for

1. NYSDEC ambient water quality standards for these compounds are presented because site-specific ARARs for these compounds were not

J: Analyte detected below quantitation limits, value shown is a laboratory estimate.

B: Method blank contamination, the associated method blank contains the target analyte at a reportable level.

ND: Not detected

PCE: Tetrachloroethylene
 11DCA: 1,1-Dichloroethane
 TCA: 1,1,1-Trichloroethane

TCE: Trichloroethene
 124TCB: 1,2,4-Trichlorobenzene
 VC: Vinyl chloride

cis12DCE: cis-1,2-Dichloroethene
 124TMB: 1,2,4-Trimethylbenzene

Comments:

As of September 1, 2011 the water samples are analyzed by York Analytical Laboratories, Inc. The laboratory typically uses a reporting limit (RL) for water of 5 ug/l for VOC. York reports detections below 0.5 ug/l as an estimated value; these values are below the RL but greater than or equal to the method detection limit (MDL). A value reported below the RL but above the MDL is considered an estimated value and flagged

TABLE 5

**GROUNDWATER REMEDIAL ACTION
ROWE INDUSTRIES SUPERFUND SITE
SAG HARBOR, NEW YORK**

Recovery Well FRW-2 VOC Concentrations, micrograms per liter

FRW-2									
Date	PCE	TCE	cis12DCE	T12DCE	VC	TCA	Toluene	2-Hexanone	Acetone
ARARs	5	5	5	5	2^{1/2}	5	5		NE
14-Oct-14	29	1.5	0.46 J	ND<0.5	ND<0.5	ND<0.5	ND<0.5	ND<0.5	ND<2
The FRWs were shut down on October 24, 2014 and were restarted on November 13, 2014									
13-Nov-14	25	3.8	0.94	ND<0.5	ND<0.5	ND<0.5	ND<0.5	ND<0.5	ND<2
9-Dec-14	62	2.1	0.77	ND<0.5	ND<0.5	ND<0.5	ND<0.5	ND<0.5	ND<2
The FRWs were shut down on January 5, 2015									
22-Jan-15	36	2.4	6.4	ND<1.0	ND<1.0	ND<1.0	ND<1.0	ND<0.5	ND<4
The FRWs were restarted on January 29, 2015									
17-Feb-15	33	0.77	0.22 J	ND<0.5	ND<0.5	ND<0.5	ND<0.5	ND<0.5	ND<2
The FRWs were shut down on March 20, 2015 and were restarted on March 27, 2015									
27-Mar-15	41	2.6	13	ND<0.5	ND<0.5	ND<0.5	ND<0.5	ND<0.5	1.4 J
1-Apr-15	140	8.0	8.6	ND<0.5	ND<0.5	0.62	ND<0.5	ND<0.5	1.8 J
The FRWs were shut down on April 20, 2015 and were restarted on April 27, 2015									
1-May-15	23	0.64	ND<0.5	ND<0.5	ND<0.5	ND<0.5	ND<0.5	ND<0.5	ND<2
3-Jun-15	9.0	ND<0.5	ND<0.5	ND<0.5	ND<0.5	ND<0.5	ND<0.5	ND<0.5	ND<2
The FRWs were shut down between June 15 and June 17, 2015 and again between June 29 and July 1, 2015									
1-Jul-15	24	0.83	ND<0.5	ND<0.5	ND<0.5	ND<0.5	ND<0.5	ND<0.5	9.8
The FRWs were shut down between July 13 and July 15, 2015.									
10-Aug-15	22	0.53	ND<0.5	ND<0.5	ND<0.5	ND<0.5	ND<0.5	ND<0.5	ND<2
The FRWs were shut down on September 3, 2015 and were restarted on September 9, 2015									
11-Sep-15	14	1.1	0.35 J	ND<0.5	ND<0.5	ND<0.5	ND<0.5	ND<0.5	ND<2
5-Oct-15	29	1.4	0.30 J	ND<0.5	ND<0.5	ND<0.5	ND<0.5	ND<0.5	3.0
5-Nov-15	49	4.2	3.1	ND<0.5	ND<0.5	ND<0.5	ND<0.5	ND<0.5	1.4 J
The FRWs were shut down between November 18 and November 25, 2015.									
3-Dec-15	37	8.1	34	ND<0.5	0.83	ND<0.5	ND<0.5	ND<0.5	2.3
The FRWs were shut down between December 5, 2015 and December 15, 2015									
6-Jan-16	53	4.3	2.3	ND<0.5	0.21 J	ND<0.5	ND<0.5	ND<0.5	ND<2
The FRWs were shut down between February 13, 2016 and February 16, 2016									
1-Feb-16	280	3.3	5.2	ND<0.5	ND<0.5	3.3	ND<0.5	ND<0.5	2.5
The FRWs were shut down between February 25, 2016 and February 27, 2016									
1-Mar-16	55	1.8	1.2	ND<0.5	ND<0.5	ND<0.5	ND<0.5	ND<0.5	ND<2
The FRWs were shut down between March 10 and March 16, 2016 and again between March 18 and March 22, 2016									
5-Apr-16	32	0.72	0.31 J	ND<0.5	ND<0.5	ND<0.5	ND<0.5	ND<0.5	ND<2
The FRWs were shut down between April 8 and April 12, 2016 and again between April 19 and 25, 2016									
2-May-16	16	0.39 J	ND<0.5	ND<0.5	ND<0.5	0.52	ND<0.5	ND<0.5	1.1 J
The FRWs were shut down between May 5 and May 17, 2016 and again between May 19 and 23, 2016									
7-Jun-16	39	5.7	2.2	ND<0.5	ND<0.5	ND<0.5	ND<0.5	ND<0.5	5.3
7-Jul-16	21	1.4	0.30 J	ND<0.5	ND<0.5	ND<0.5	0.22	ND<0.5	ND<2
The FRWs were shut down between July 15 and July 18, 2016 and again after July 29, 2016									
2-Aug-16	22	1.0	0.55	ND<0.5	ND<0.5	ND<0.5	ND<0.5	1.1	1.6 J
The FRWs were shut down between August 10 and August 13, 2016.									
1-Sep-16	26	1.2	0.39 J	ND<0.5	ND<0.5	ND<0.5	ND<0.5	ND<0.5	ND<2
FRW-2 was shut down between September 1 and 16, 2016 and again between September 21 and October 4, 2016.									

ARARs - Applicable Relevant and Appropriate Requirements for aquifer restoration established for the Site.

1. NYSDEC ambient water quality standards for these compounds are presented because site-specific ARARs for

J : Analyte detected below quantitation limits, value shown is a laboratory estimate.

B: Method blank contamination, the associated method blank contains the target analyte at a reportable level.

ND: Not detected

PCE: Tetrachloroethylene
cis12DCE: cis-1,2-Dichloroethene
TCA: 1,1,1-Trichloroethane

TCE: Trichloroethene
T12DCE: trans-1,2-Dichloroethylene
VC: Vinyl chloride

Comments:

As of September 1, 2011 the water samples are analyzed by York Analytical Laboratories, Inc. The laboratory typically uses a reporting limit (RL) for water of 5 ug/l for VOC. York reports detections below 0.5 ug/l as an estimated value; these values are below the RL but greater than or equal to the method detection limit (MDL). A value reported below the RL but above the MDL is considered an estimated value and flagged with a "J". The calibration curve was adjusted to a reporting limit of 0.5 ug/l during October 2011.

TABLE 6

**GROUNDWATER REMEDIAL ACTION
ROWE INDUSTRIES SUPERFUND SITE
SAG HARBOR, NEW YORK**

Recovery Well FRW-3 VOC Concentrations, micrograms per liter

FRW-3														
Date	PCE	TCE	cis12DCE	VC	11DCA	TCA	135TMB	IPB	NPB	Toluene	p-IPT	MC	2-Hexanone	Acetone
ARARs	5	5	5	2 ^{1/}	5	5	5 ^{1/}	5 ^{1/}	5 ^{1/}	5	NE	5		NE
14-Oct-14	8.0	1.6	1.4	ND<0.5	ND<0.5	ND<0.5	ND<0.5	0.49 J	0.35 J	ND<0.5	ND<0.5	1.1	ND<0.5	ND<2
The FRWs shut down on October 24, 2014 and were restarted on November 13, 2014														
13-Nov-14	9.7	2.7	2.7	ND<0.5	ND<0.5	ND<0.5	ND<0.5	0.59	ND<0.5	ND<0.5	ND<2	ND<2	ND<0.5	ND<2
9-Dec-14	34	2.5	2.0	ND<0.5	ND<0.5	0.26 J	ND<0.5	0.95	ND<0.5	ND<0.5	ND<2	ND<2	ND<0.5	ND<2
The FRWs were shut down on January 5, 2015														
22-Jan-15	84	14	77	ND<2.5	ND<2.5	1.4	ND<2.5	ND<2.5	ND<2.5	ND<2.5	ND<2.5	ND<10	ND<0.5	9.4
The FRWs were restarted on January 29, 2015														
17-Feb-15	73	7.4	29	0.28 J	0.35 J	0.83	ND<0.5	1.1	0.54	ND<0.5	ND<0.5	ND<2	ND<0.5	ND<2
The FRWs were shut down on March 20, 2015 and were restarted on March 27, 2015														
27-Mar-15	110	13	81	0.89	ND<0.5	1.2	ND<0.5	ND<0.5	ND<0.5	ND<0.5	ND<0.5	ND<2	ND<0.5	ND<2
1-Apr-15	190	7.1	21	0.33 J	ND<0.5	1.8	ND<0.5	0.82	0.53	ND<0.5	ND<0.5	ND<2	ND<0.5	ND<2
The FRWs were shut down on April 20, 2015 and were restarted on April 27, 2015														
1-May-15	89	3.9	5.3	ND<0.5	ND<0.5	0.87	ND<0.5	0.81	0.45 J	ND<0.5	ND<0.5	ND<2	ND<0.5	1.3 J
3-Jun-15	67	3.2	5.1	ND<0.5	ND<0.5	0.58	ND<0.5	0.72	0.49 J	ND<0.5	ND<0.5	ND<2	ND<0.5	ND<2
The FRWs were shut down between June 15 and June 17, 2015 and again between June 29 and July 1, 2015														
1-Jul-15	57	4.2	4.0	ND<0.5	ND<0.5	0.23 J	ND<0.5	0.43 J	ND<0.5	ND<0.5	ND<0.5	ND<2	ND<0.5	4.9
The FRWs were shut down between July 13 and July 15, 2015.														
10-Aug-15	12	2.2	1.9	ND<0.5	ND<0.5	ND<0.5	ND<0.5	0.69	0.43 J	ND<0.5	ND<0.5	ND<2	ND<0.5	ND<2
The FRWs were shut down on September 3, 2015 and were restarted on September 9, 2015														
11-Sep-15	7.7	2.5	10	ND<0.5	ND<0.5	ND<0.5	ND<0.5	0.90	0.55 J	ND<0.5	ND<0.5	ND<2	ND<0.5	ND<2
5-Oct-15	24	1.6	1.3	ND<0.5	ND<0.5	ND<0.5	0.36 J	0.59	0.44 J	ND<0.5	ND<0.5	ND<2	ND<0.5	1.1 J
5-Nov-15	30	3.6	49	0.41 J	ND<0.5	0.30 J	0.29 J	0.49 J	0.22 J	ND<0.5	ND<0.5	ND<2	ND<0.5	1.0 J
The FRWs were shut down between November 18 and November 25, 2015.														
3-Dec-15	34	3.8	96	0.70	0.29 J	0.38 J	ND<0.5	0.41 J	0.20 J	ND<0.5	ND<0.5	ND<2	ND<0.5	ND<2
The FRWs were shut down between December 5, 2015 and December 15, 2015														
6-Jan-16	34	3.1	15	0.60	ND<0.5	0.34 J	ND<0.5	1.0	0.48 J	1.3	ND<0.5	ND<2	ND<0.5	ND<2
The FRWs were shut down between February 13, 2016 and February 16, 2016														
1-Feb-16	50	4.1	23	1.40	ND<0.5	0.23 J	ND<0.5	1.2	0.52	1.4	ND<0.5	ND<2	ND<0.5	1.2 J
The FRWs were shut down between February 25, 2016 and February 27, 2016														
1-Mar-16	62	7.1	29	0.62	0.30 J	ND<0.5	ND<0.5	0.93	ND<0.5	ND<0.5	ND<0.5	ND<2	ND<0.5	1.4 J, B
The FRWs were shut down between March 10 and March 16, 2016 and again between March 18 and March 22, 2016														
5-Apr-16	43	2.5	24	0.27 J	ND<0.5	ND<0.5	ND<0.5	1.2	0.44 J	1.2	ND<0.5	ND<2	ND<0.5	ND<2
The FRWs were shut down between April 8 and April 12, 2016 and again between April 19 and 25, 2016														
2-May-16	150	7.3	17	ND<0.5	ND<0.5	ND<0.5	ND<0.5	0.85	0.37 J	0.29 J	ND<0.5	ND<2	ND<0.5	ND<2
The FRWs were shut down between May 5 and May 17, 2016 and again between May 19 and 23, 2016														
7-Jun-16	54	4.8	7.8	ND<0.5	ND<0.5	0.29 J	ND<0.5	1.0	0.48 J	ND<0.5	ND<0.5	ND<2	ND<0.5	1.7
7-Jul-16	15	1.7	2.4	ND<0.5	ND<0.5	ND<0.5	ND<0.5	1.2	0.57	ND<0.5	ND<0.5	ND<2	7.3	ND<2
The FRWs were shut down between July 15 and July 18, 2016 and again after July 29, 2016														
2-Aug-16	8.1	0.7	1.4	ND<0.5	ND<0.5	ND<0.5	ND<0.5	0.71	0.43 J	ND<0.5	ND<0.5	ND<2	ND<0.5	2.3
The FRWs were shut down between August 10 and August 13, 2016.														
1-Sep-16	17	1.4	2.2	ND<0.5	ND<0.5	ND<0.5	ND<0.5	0.83	0.58	ND<0.5	ND<0.5	ND<2	ND<0.5	ND<2
FRW-3 was shut down between September 15 and 16, 2016 and again between September 21 and October 4, 2016														

ARARs - Applicable Relevant and Appropriate Requirements for aquifer restoration established for the Site.

1. NYSDEC ambient water quality standards for these compounds are presented because site-specific ARARs for these compounds were not established.

J : Analyte detected below quantitation limits, value shown is a laboratory estimate.

B: Method

ND: Not detected

PCE: Tetrachloroethylene
IPB: Isopropylbenzene
p-IPT: p-Isopropyltoluene

TCE: Trichloroethene
NPB: n-Propylbenzene
135TMB: 1,3,5-Trimethylbenzene

cis12DCE: cis-1,2-Dichloroethene
11DCA: 1,1-Dichloroethane

TCA: 1,1,1-Trichloroethane
VC: Vinyl chloride
MC: Methylene chloride

Comments:

As of September 1, 2011 the water samples are analyzed by York Analytical Laboratories, Inc. The laboratory typically uses a reporting limit (RL) for water of 5 ug/l for VOC. York reports detections below 0.5 ug/l as an estimated value; these values are below the RL but greater than or equal to the method detection limit (MDL). A value reported below the RL but above the MDL is considered an estimated value and flagged with a "J". The calibration curve was adjusted to a reporting limit of 0.5 ug/l during

TABLE 7

GROUNDWATER REMEDIAL ACTION
 ROWE INDUSTRIES SUPERFUND SITE
 SAG HARBOR, NEW YORK

Recovery Well FRW-4 VOC Concentrations, micrograms per liter

FRW-4								
Date	PCE	TCE	cis12DCE	VC	TCA	11DCA	Toluene	Acetone
ARARs	5	5	5	2 ^{1/2}	5	5	5	NE
14-Oct-14	2.8	0.55	0.70	ND<0.5	ND<0.5	ND<0.5	ND<0.5	ND<2
The FRWs shut down on October 24, 2014 and were restarted on November 13, 2014								
13-Nov-14	3.8	0.97	1.4	ND<0.5	ND<0.5	ND<0.5	ND<0.5	ND<2
9-Dec-14	2.6	0.36 J	2.9	ND<0.5	ND<0.5	ND<0.5	ND<0.5	ND<2
The FRWs were shut down on January 5, 2015								
22-Jan-15	46	3.6	7.8	ND<1.0	0.90 J	ND<1.0	ND<1.0	2.9
The FRWs were restarted on January 29, 2015								
17-Feb-15	8.6	0.57	0.72	ND<0.5	ND<0.5	ND<0.5	ND<0.5	ND<2
The FRWs were shut down on March 20, 2015 and were restarted on March 27, 2015								
27-Mar-15	34	2.1	3.1	ND<0.5	ND<0.5	ND<0.5	ND<0.5	ND<2
1-Apr-15	9.7	0.66	1.2	ND<0.5	ND<0.5	ND<0.5	ND<0.5	1.1 J
The FRWs were shut down on April 20, 2015 and were restarted on April 27, 2015								
1-May-15	5.1	0.29	0.48 J	ND<0.5	ND<0.5	ND<0.5	ND<0.5	ND<2
3-Jun-15	3.0	ND<0.5	ND<0.5	ND<0.5	ND<0.5	ND<0.5	ND<0.5	ND<2
The FRWs were shut down between June 15 and June 17, 2015 and again between June 29 and July 1, 2015								
1-Jul-15	15	2.4	1.2	ND<0.5	ND<0.5	ND<0.5	ND<0.5	ND<2
The FRWs were shut down between July 13 and July 15, 2015.								
10-Aug-15	6.5	0.49	0.64	ND<0.5	ND<0.5	ND<0.5	ND<0.5	ND<2
The FRWs were shut down on September 3, 2015 and were restarted on September 9, 2015								
11-Sep-15	1.4	ND<0.5	0.61	ND<0.5	ND<0.5	ND<0.5	ND<0.5	ND<2
5-Oct-15	2.7	ND<0.5	1.1	ND<0.5	ND<0.5	ND<0.5	ND<0.5	1.0 J
FRW-4 shut down sometime between October 20 and November 5, 2015, and did not operate during the month of November								
5-Nov-15	0.87	ND<0.5	ND<0.5	ND<0.5	ND<0.5	ND<0.5	ND<0.5	ND<2
FRW-4 was restarted on December 3, 2015								
3-Dec-15	2.7	ND<0.5	0.28 J	ND<0.5	ND<0.5	ND<0.5	ND<0.5	ND<2
The FRWs were shut down between December 5, 2015 and December 15, 2015								
6-Jan-16	2.4	0.37 J	7.9	ND<0.5	ND<0.5	ND<0.5	ND<0.5	ND<2
The FRWs were shut down between February 13, 2016 and February 16, 2016								
1-Feb-16	5.0	0.68	4.4	ND<0.5	ND<0.5	ND<0.5	ND<0.5	ND<2
The FRWs were shut down between February 25, 2016 and February 27, 2016								
1-Mar-16	15	1.1	5.4	ND<0.5	ND<0.5	ND<0.5	ND<0.5	ND<2
The FRWs were shut down between March 10 and March 16, 2016 and again between March 18 and March 22, 2016								
5-Apr-16	11	0.70	3.5	ND<0.5	ND<0.5	ND<0.5	ND<0.5	ND<2
The FRWs were shut down between April 8 and April 12, 2016 and again between April 19 and 25, 2016								
2-May-16	6.7	0.82	1.2	ND<0.5	ND<0.5	ND<0.5	ND<0.5	ND<2
The FRWs were shut down between May 5 and May 17, 2016 and again between May 19 and 23, 2016								
7-Jun-16	8.5	0.91	1.4	ND<0.5	ND<0.5	ND<0.5	ND<0.5	1.2 J
7-Jul-16	7.5	0.78	1.4	ND<0.5	ND<0.5	ND<0.5	ND<0.5	ND<2
The FRWs were shut down between July 15 and July 18, 2016 and again after July 29, 2016								
2-Aug-16	3.5	0.50	2.6	ND<0.5	ND<0.5	ND<0.5	ND<0.5	ND<2
The FRWs were shut down between August 10 and August 13, 2016.								
1-Sep-16	2.2	0.48 J	3.8	ND<0.5	ND<0.5	ND<0.5	ND<0.5	ND<2
FRW-3 was shut down between September 15 and 16, 2016 and again between September 21 and October 4, 2016								

ARARs - Applicable Relevant and Appropriate Requirements for aquifer restoration established for the Site.

1. NYSDEC ambient water quality standards for these compounds are presented because site-specific ARARs for these compounds were not established.

J: Analyte detected below quantitation limits, value shown is a laboratory estimate.

B: Method blank contamination, the associated method blank contains the target analyte at a reportable level.

ND: Not detected

PCE: Tetrachloroethylene

IPB: Isopropylbenzene

VMC: Methylene Chloride

TCE: Trichloroethene

NPB: n-Propylbenzene

TCA: 1,1,1-Trichloroethane

cis12DCE: cis-1,2-Dichloroethene

NBB: n-Butylbenzene

C: Vinyl Chloride

Comments:

As of September 1, 2011 the water samples are analyzed by York Analytical Laboratories, Inc. The laboratory typically uses a reporting limit (RL) for water of 5 ug/l for VOC. York reports detections below 0.5 ug/l as an estimated value; these values are below the RL but greater than or equal to the method detection limit (MDL). A value reported below the RL but above the MDL is considered an estimated value and flagged with a "J". The calibration curve was adjusted to a reporting limit of 0.5 ug/l during

TABLE 3

GROUNDWATER REMEDIAL ACTION
 ROWE INDUSTRIES SUPERFUND SITE
 SAG HARBOR, NEW YORK

Carbon Unit System Air Quality Results

Precarbon			Parameters (mg/m3)													TOTAL
Sample Name	Date	Time	PCE	TCE	TCA	DCA	cis-DCE	trans-DCE	Toluene	m&p-Xylenes	o-Xylene	CF	MC	EB	Freon 113	VOCs
AQ092115:1300NP4-1	9/21/2015	13:00	0.0020	ND	ND	ND	ND	ND	0.0006	ND	ND	ND	0.0220	ND	ND	0.05
AQ1020151:1030NP4-1	10/20/2015	10:30	0.0010	0.0041	0.0014	ND	0.0008	ND	ND	ND	ND	0.0018	0.0022	ND	ND	0.02
AQ111715:1100NP4-1	11/17/2015	11:00	ND	ND	ND	ND	ND	ND	0.0006	ND	ND	ND	0.0016	ND	ND	0.02
AQ121515:1030NP4-1	12/15/2015	10:30	0.0021	0.0010	ND	ND	ND	ND	0.0012	ND	ND	0.0009	0.0120	ND	ND	0.29
AQ012016:1300NP4-1	1/20/2016	13:00	ND	ND	ND	ND	ND	ND	ND	ND	ND	ND	0.0130	ND	ND	0.03
AQ021716:1100NP4-1	2/17/2016	11:00	0.0310	0.0081	0.0026	ND	0.0130	ND	0.0015	0.0044	0.0012	0.0011	0.0015	ND	ND	0.11
AQ031616:1310NP4-1	3/16/2016	13:10	0.0860	0.0330	ND	ND	0.0079	ND	ND	0.0025	ND	ND	0.0020	ND	0.0037	0.18
AQ041916:1100NP4-1	4/19/2016	11:00	0.3200	0.0180	0.0025	ND	ND	0.0024	ND	0.0029	0.0011	ND	0.0680	0.0007	ND	0.47
AQ051716:1230NP4-1	5/17/2016	12:30	0.0010	ND	ND	ND	ND	ND	0.0011	0.0011	ND	0.0031	0.0010	ND	ND	0.03
AQ062316:1240NP4-1	6/23/2016	12:40	0.0012	0.0007	0.0007	0.0005	0.0005	0.0017	0.0240	0.0010	0.0008	0.0015	0.0009	0.0015	0.07	
AQ071916:1200NP4-1	7/19/2016 ^{1/}	12:00	ND	ND	ND	ND	ND	ND	ND	ND	ND	ND	ND	ND	ND	0.02
AQ081616:1200NP4-1	8/16/2016 ^{1/}	12:00	ND	ND	ND	ND	ND	ND	ND	ND	ND	ND	ND	ND	ND	0.01

Midcarbon			Parameters (mg/m3)													TOTAL
Sample Name	Date	Time	PCE	TCE	TCA	DCA	cis-DCE	trans-DCE	Toluene	m&p-Xylenes	o-Xylene	CF	MC	EB	Freon 113	VOCs
AQ092115:1305NP4-2	9/21/2015	13:05	0.0140	ND	0.0018	ND	0.0029	ND	ND	ND	ND	ND	0.0028	ND	ND	0.03
AQ102015:1035NP4-2	10/20/2015	10:35	0.0011	ND	0.0013	ND	0.0019	ND	ND	ND	ND	ND	0.0330	ND	ND	0.07
AQ111715:1105NP4-2	11/17/2015	11:05	0.0570	0.0017	0.0025	ND	0.0037	ND	0.0011	ND	ND	ND	ND	ND	ND	0.12
AQ121515:1035NP4-2	12/15/2015	10:35	0.0009	ND	0.0024	ND	0.0040	ND	ND	ND	ND	ND	ND	ND	ND	0.02
AQ012016:1305NP4-2	1/20/2016	13:05	ND	ND	0.0012	ND	0.0015	ND	ND	ND	ND	ND	0.0160	ND	ND	0.04
AQ021416:1105NP4-2	2/17/2016	11:05	0.0240	ND	0.0021	ND	0.0033	ND	0.0024	0.0750	0.0210	0.0010	0.0031	0.0011	ND	0.60
AQ031616:1305NP4-2	3/16/2016	13:05	0.0058	ND	0.0053	ND	0.0048	ND	ND	0.0063	ND	0.0044	0.0350	ND	0.0067	0.18
AQ041916:1105NP4-2	4/19/2016	11:05	0.0130	ND	0.0012	ND	0.0025	ND	0.0022	0.0040	0.0016	0.0005	0.0016	0.0010	ND	0.06
AQ051716:1235NP4-2	5/17/2016	12:35	0.0069	ND	0.0020	ND	0.0029	ND	0.0064	ND	ND	0.0073	ND	ND	0.0009	0.06
AQ062316:1245NP4-2	6/23/2016	12:45	0.0014	0.0009	0.0013	ND	0.0023	ND	0.0013	0.0015	0.0005	0.0059	0.0013	ND	ND	0.05
AQ071916:1205NP4-2	7/19/2016 ^{1/}	12:05	0.0047	ND	ND	ND	ND	ND	ND	ND	ND	ND	ND	ND	ND	0.04
AQ081616:1205NP4-2	8/16/2016 ^{1/}	12:05	0.0260	ND	ND	ND	ND	ND	ND	ND	ND	ND	ND	ND	ND	0.04

Postcarbon			Parameters (mg/m3)													TOTAL
Sample Name	Date	Time	PCE	TCE	TCA	DCA	cis-DCE	trans-DCE	Toluene	m&p-Xylenes	o-Xylene	CF	MC	EB	Freon 113	VOCs
AQ092115:1310NP4-3	9/24/2015	13:10	ND	ND	0.0023	ND	0.0017	ND	ND	ND	ND	ND	0.0130	ND	ND	0.05
AQ102015:1040NP4-3	10/20/2015	10:40	0.0019	ND	0.0042	ND	0.0017	ND	ND	ND	ND	ND	0.0072	ND	ND	0.03
AQ111715:1110NP4-3	11/17/2015	11:10	0.0047	ND	0.0057	ND	0.0024	ND	ND	ND	ND	0.0008	0.0013	ND	ND	0.18
AQ121515:1040NP4-3	12/15/2015	10:40	0.0030	ND	0.0120	ND	0.0049	ND	ND	ND	ND	0.0016	0.0020	ND	ND	0.05
AQ012016:1310NP4-3	1/20/2016	13:10	ND	ND	0.0031	ND	0.0012	ND	0.0007	ND	ND	ND	ND	ND	ND	0.01
AQ0217016:1110NP4-3	2/17/2016	11:10	ND	ND	0.0043	ND	ND	ND	ND	ND	ND	ND	0.0017	ND	ND	0.03
AQ032916:1230NP4-3	3/29/2016	12:30	ND	ND	0.0034	ND	0.0035	ND	0.0070	0.0034	0.0008	0.0011	ND	0.0013	ND	0.22
AQ041916:1110NP4-3	4/19/2016	11:10	1.6	0.0009	0.0033	ND	0.0033	ND	0.0019	0.0039	0.0015	0.0010	0.0012	0.0008	ND	1.64
AQ051716:1240NP4-3	5/17/2016	12:40	0.0710	ND	0.0050	ND	0.0037	ND	0.0005	ND	ND	0.0011	0.0008	ND	0.0008	0.10
AQ062316:1250NP4-3	6/23/2016	12:50	ND	ND	0.0023	ND	0.0021	ND	0.0014	0.0020	0.0007	0.0005	0.0016	0.0005	ND	0.03
AQ071916:1210NP4-3	7/19/2016 ^{1/}	12:10	ND	ND	ND	ND	ND	ND	ND	ND	ND	ND	ND	ND	ND	0.02
AQ081616:1210NP4-3	8/16/2016 ^{1/}	12:10	ND	ND	ND	ND	ND	ND	ND	ND	ND	ND	0.0200	ND	ND	0.11

PCE: Tetrachloroethylene
 DCA: 1,1-Dichloroethane
 MC: Methylene Chloride

TCE: Trichloroethene
 cis-DCE: cis-1,2-Dichloroethene
 EB: Ethylbenzene

TCA: 1,1,1-Trichloroethane
 trans-DCE: trans-1,2-Dichloroethylene

DCE: 1,1-Dichloroethene
 CF: Chloroform

Note: NA - Not Applicable. Method blank contamination. The associated method blank contains the target analyte at a reportable level.
 NS - Not Sampled
 ND - Not Detected

B - Method blank contamination, the associated method blank contains the target analyte at a reportable level.

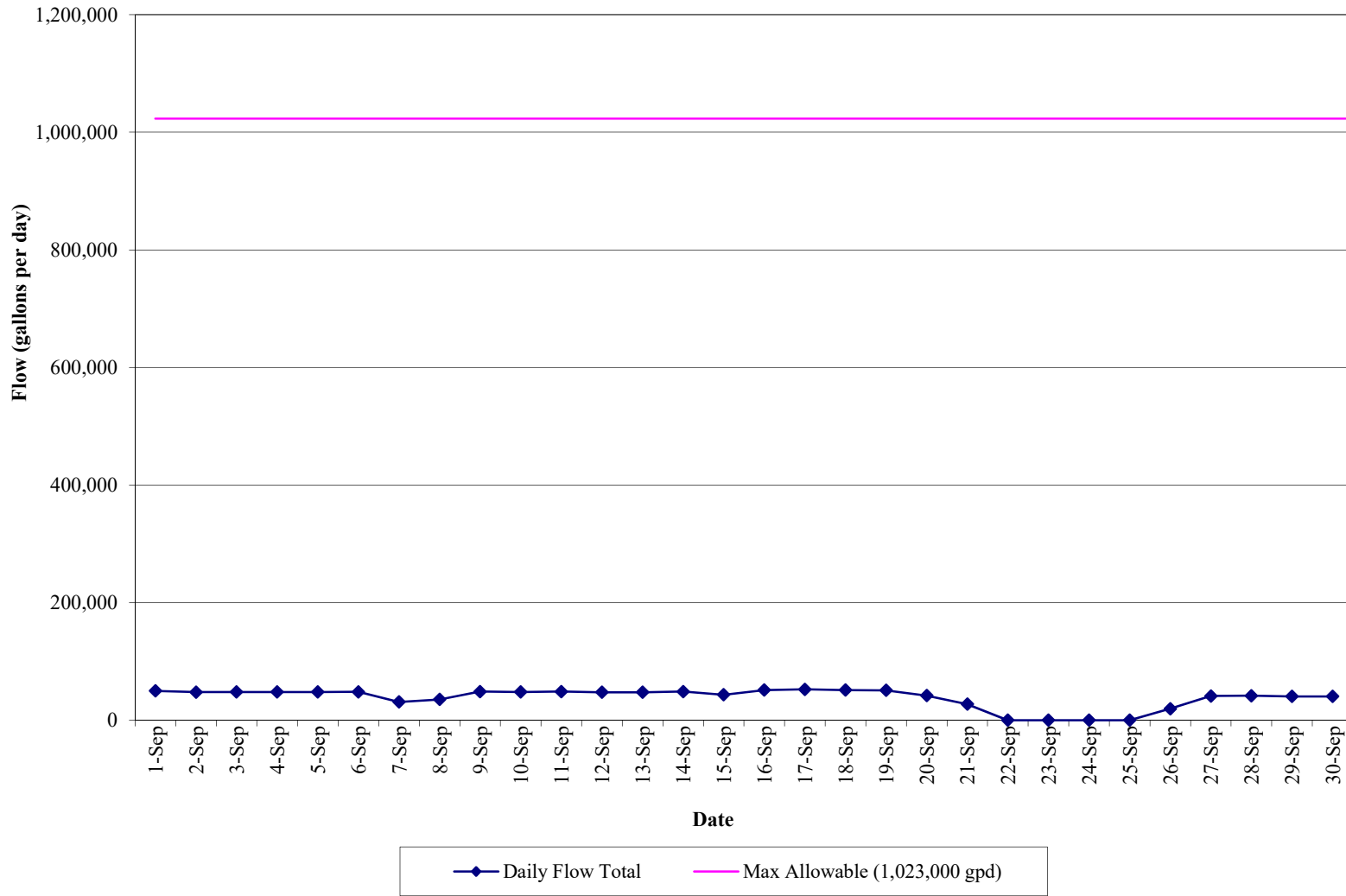
The air quality results summarized above are for the compounds listed in the FSP&T groundwater discharge permit. Low concentrations of additional compounds are accounted for in the Total VOCs column, however, are not listed.

^{1/}The July 19 and August 18, 2016 air samples were collected in tedlar bags instead of the normal suma canisters because the lab mistakenly did not procure the suma canisters in time for our scheduled O&M event. The "ND" results for this sample event are most likely because of the sample collection container (i.e. tedlar bags).

GRAPHS

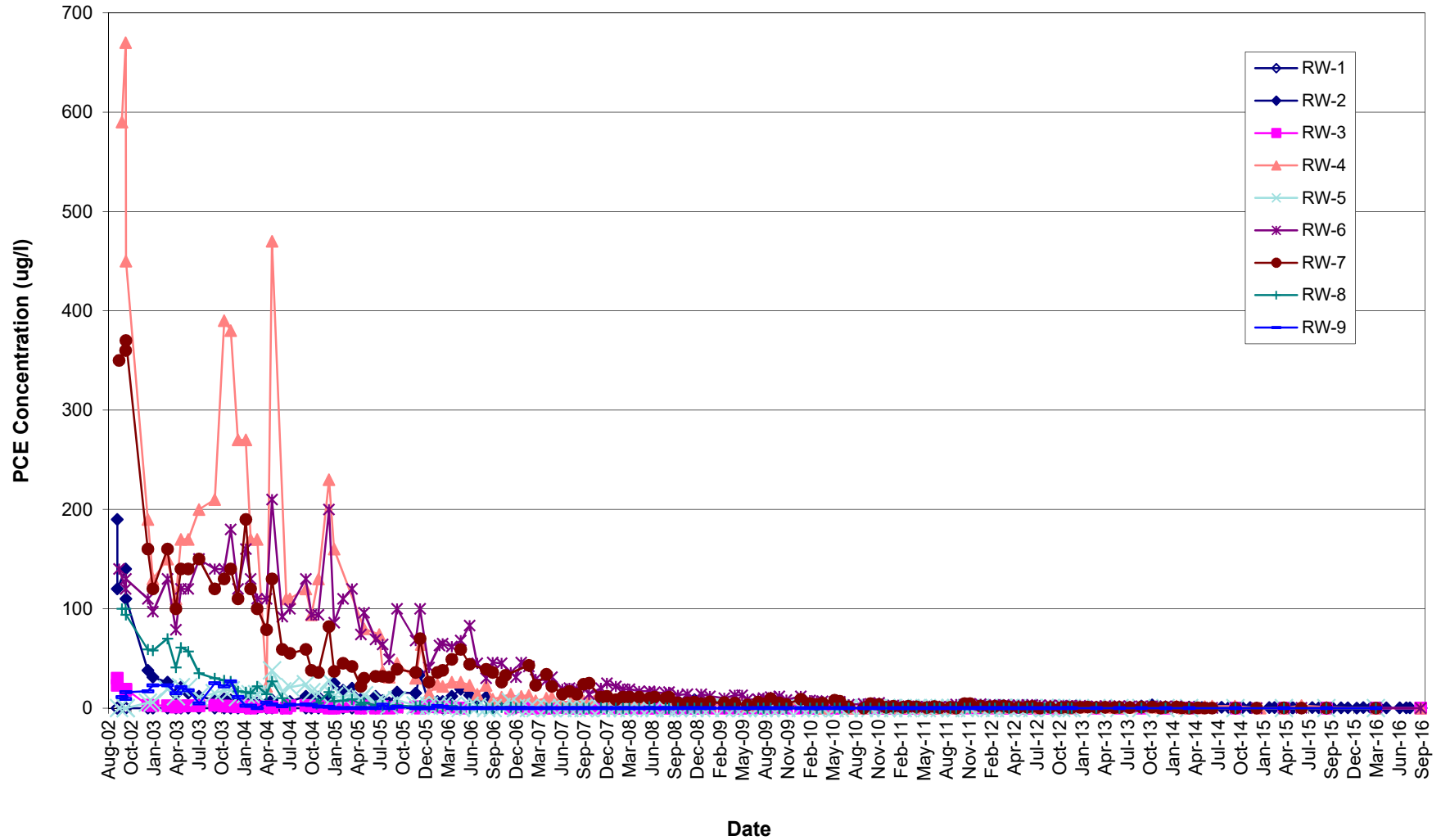
**GRAPH 1
GROUNDWATER REMEDIAL ACTION
ROWE INDUSTRIES SUPERFUND SITE
SAG HARBOR, NEW YORK**

**Effluent Flow Data
(September 1, 2016 to September 30, 2016)**



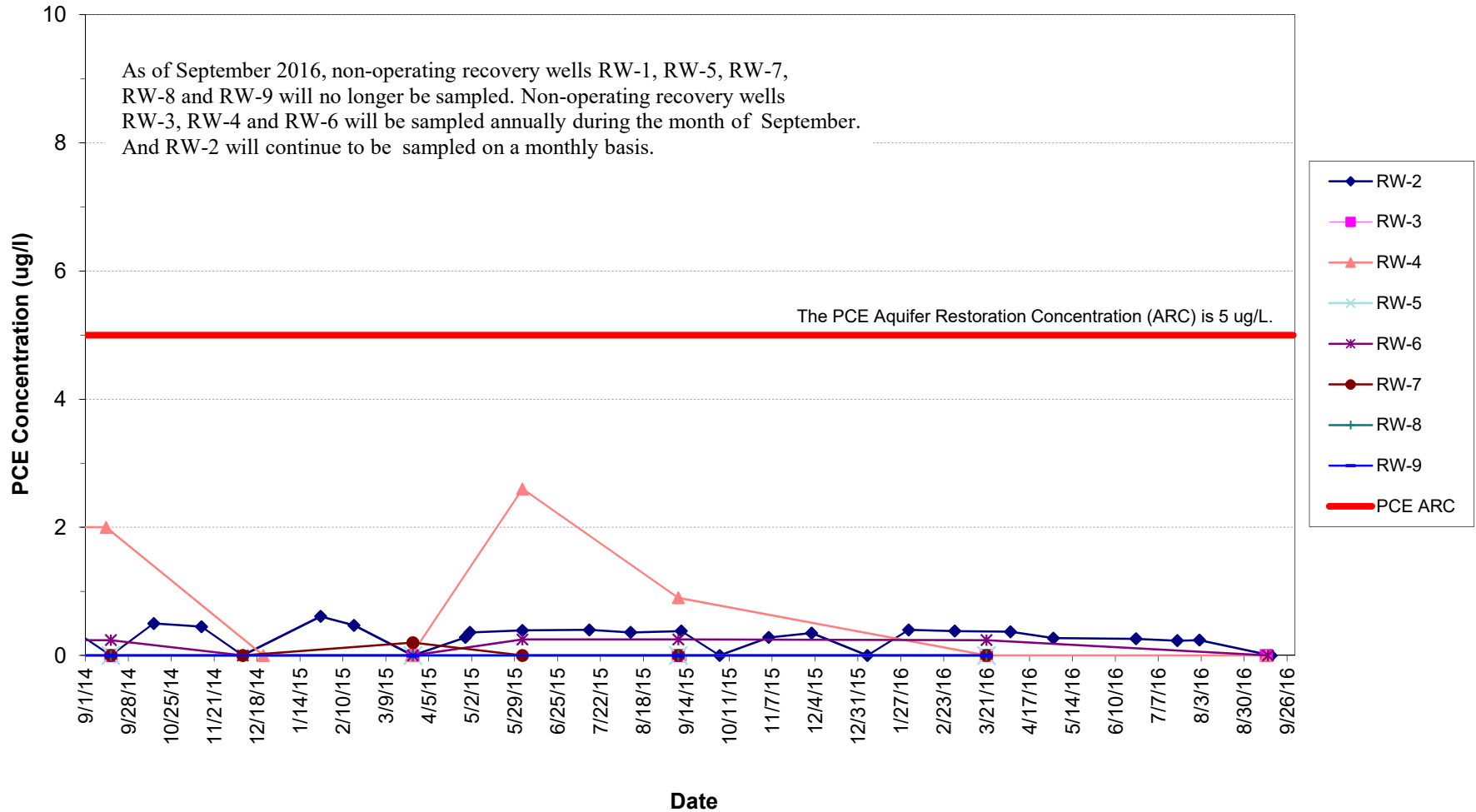
GRAPH 2 GROUNDWATER REMEDIAL ACTION ROWE INDUSTRIES SUPERFUND SITE SAG HARBOR, NEW YORK

FSP&T Recovery Well PCE Concentration in Micrograms per Liter



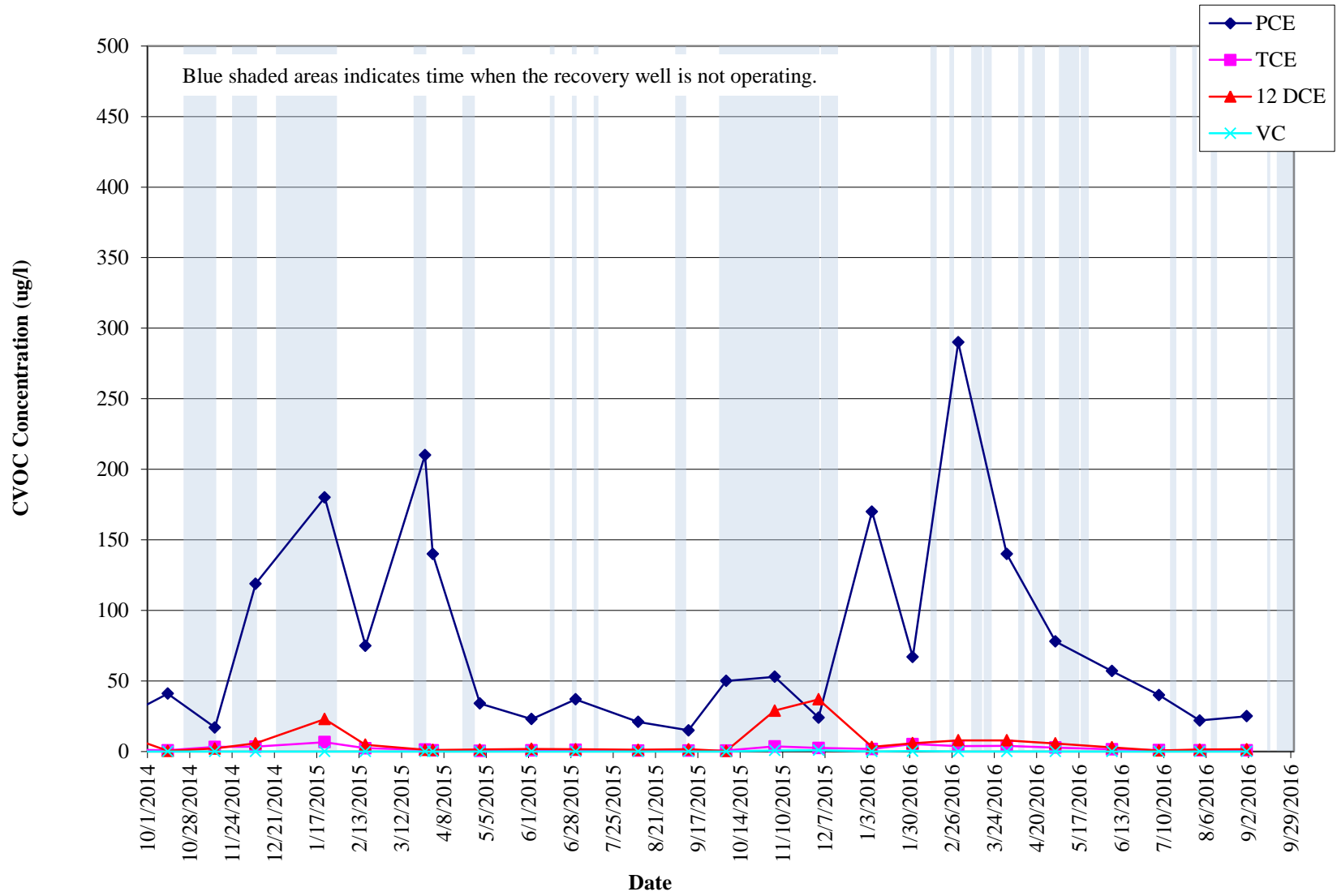
GRAPH 3
GROUNDWATER REMEDIAL ACTION
ROWE INDUSTRIES SUPERFUND SITE
SAG HARBOR, NEW YORK

FSP&T Recovery Well PCE Concentration



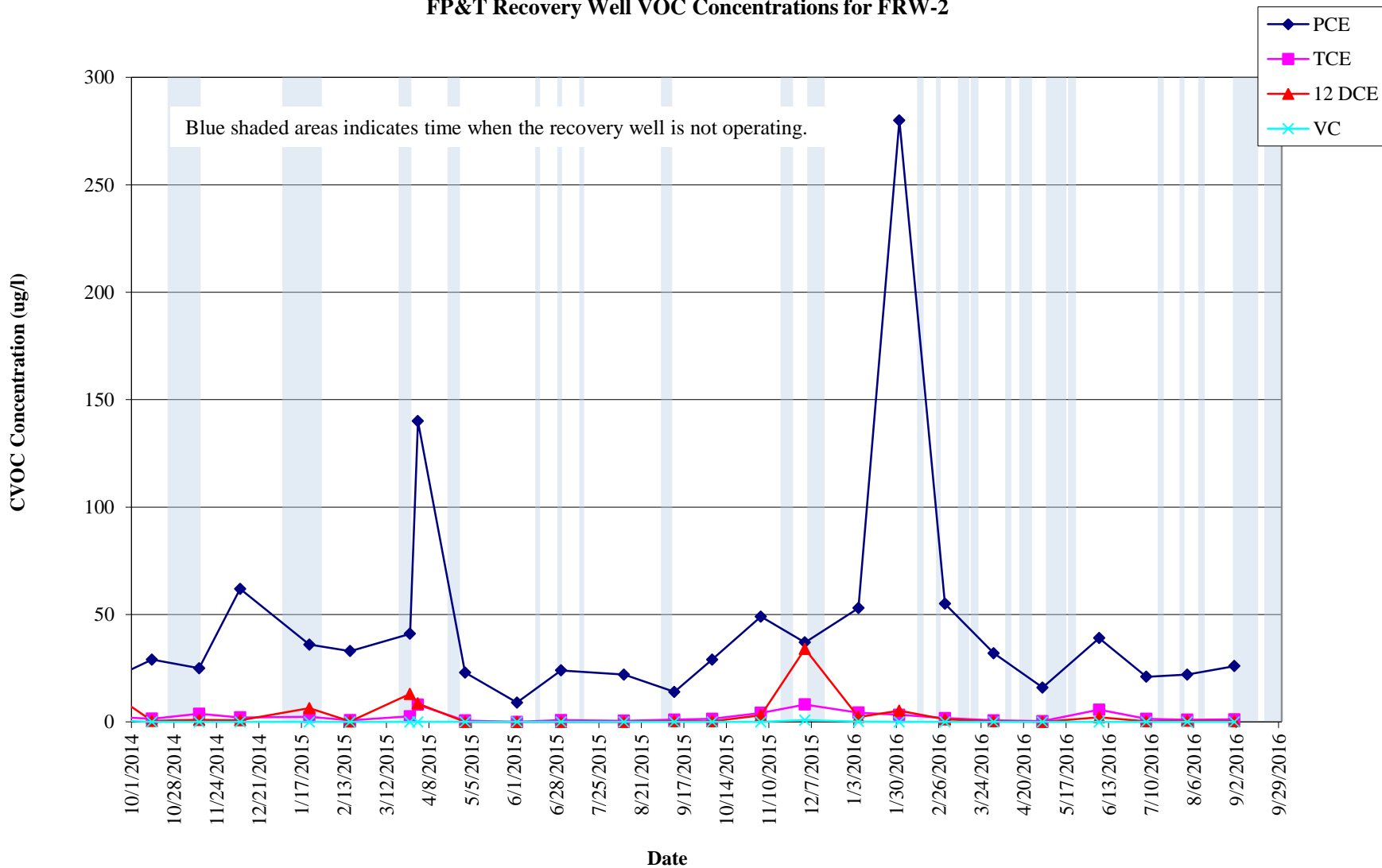
**GRAPH 4
GROUNDWATER REMEDIAL ACTION
ROWE INDUSTRIES SUPERFUND SITE
SAG HARBOR, NEW YORK**

FP&T Recovery Well VOC Concentrations for FRW-1



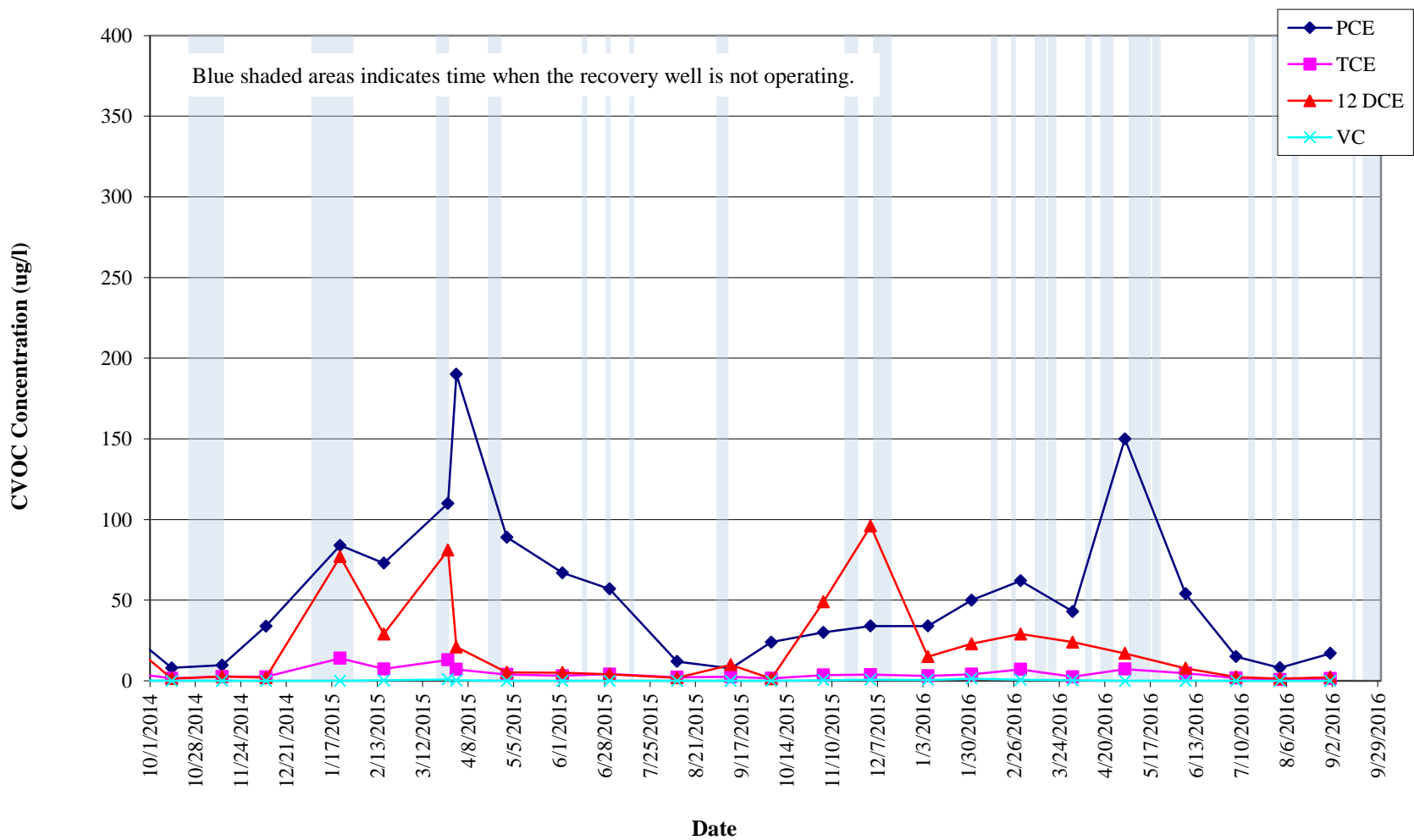
**GRAPH 5
GROUNDWATER REMEDIAL ACTION
ROWE INDUSTRIES SUPERFUND SITE
SAG HARBOR, NEW YORK**

FP&T Recovery Well VOC Concentrations for FRW-2



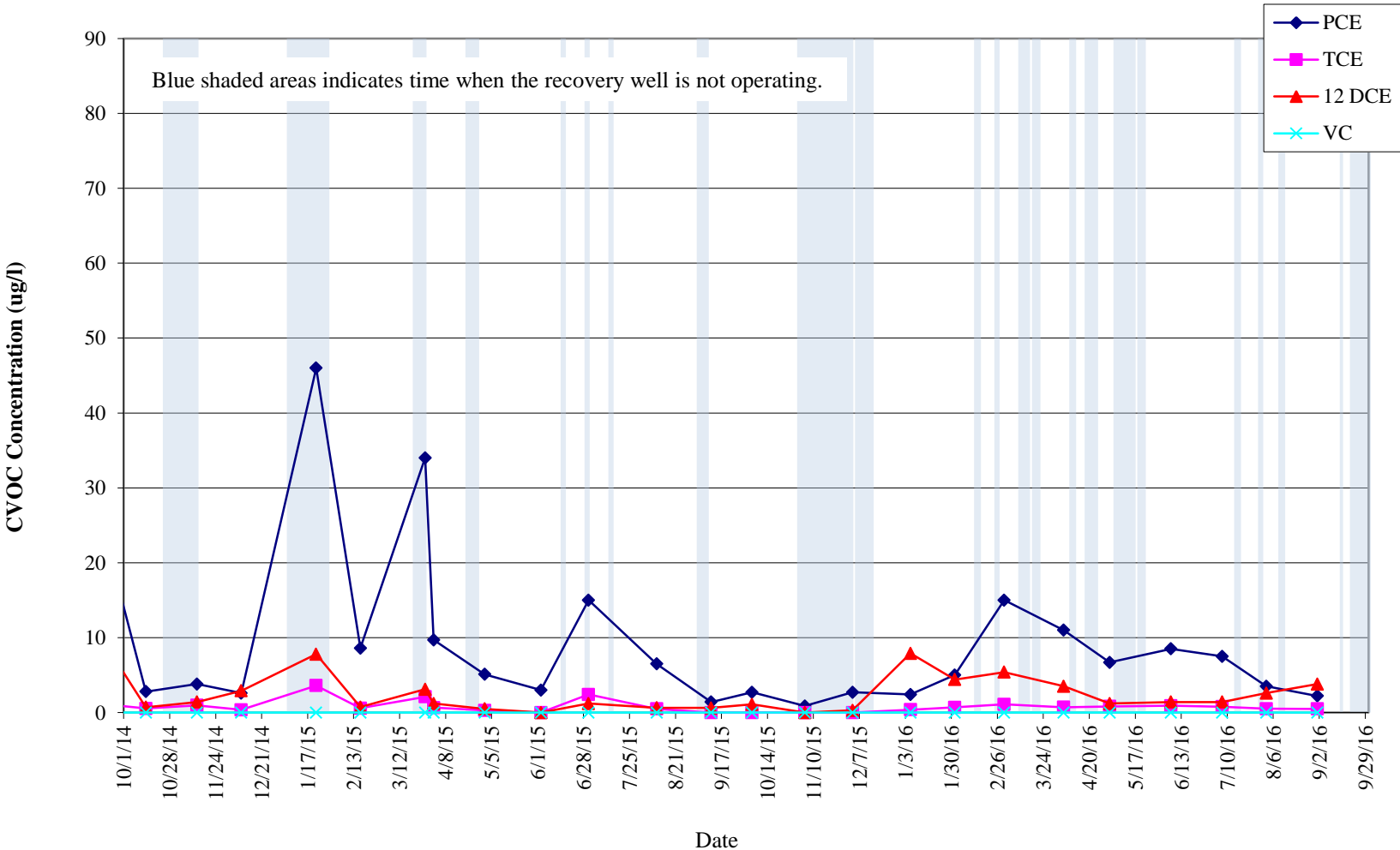
**GRAPH 6
GROUNDWATER REMEDIAL ACTION
ROWE INDUSTRIES SUPERFUND SITE
SAG HARBOR, NEW YORK**

FP&T Recovery Well VOC Concentrations for FRW-3




**GRAPH 7
GROUNDWATER REMEDIAL ACTION
ROWE INDUSTRIES SUPERFUND SITE
SAG HARBOR, NEW YORK**

FP&T Recovery Well VOC Concentrations for FRW-4



APPENDIX I
SEPTEMBER 2016 LABORATORY ANALYTICAL REPORTS
FOR FSP&T SYSTEM



Technical Report

prepared for:

Leggette Brashears & Graham Shelton Office

4 Research Drive, Suite 204

Shelton CT, 06484

Attention: Tunde Komuves-Sandor

Report Date: 09/12/2016

Client Project ID: Rowe Industries

York Project (SDG) No.: 16I0061

CT Cert. No. PH-0723

New Jersey Cert. No. CT-005



New York Cert. No. 10854

PA Cert. No. 68-04440

Report Date: 09/12/2016
Client Project ID: Rowe Industries
York Project (SDG) No.: 16I0061

Leggette Brashears & Graham Shelton Office
4 Research Drive, Suite 204
Shelton CT, 06484
Attention: Tunde Komuves-Sandor

Purpose and Results

This report contains the analytical data for the sample(s) identified on the attached chain-of-custody received in our laboratory on September 02, 2016 and listed below. The project was identified as your project: **Rowe Industries**.

The analyses were conducted utilizing appropriate EPA, Standard Methods, and ASTM methods as detailed in the data summary tables.

All samples were received in proper condition meeting the customary acceptance requirements for environmental samples except those indicated under the Notes section of this report.

All analyses met the method and laboratory standard operating procedure requirements except as indicated by any data flags, the meaning of which are explained in the attachment to this report, and case narrative if applicable.

The results of the analyses, which are all reported on dry weight basis (soils) unless otherwise noted, are detailed in the following pages.

Please contact Client Services at 203.325.1371 with any questions regarding this report.

<u>York Sample ID</u>	<u>Client Sample ID</u>	<u>Matrix</u>	<u>Date Collected</u>	<u>Date Received</u>
16I0061-01	WQ090116:1200 NP2-6	Water	09/01/2016	09/02/2016
16I0062-01	WQ090116:1205 NP2-10	Water	09/01/2016	09/02/2016

General Notes for York Project (SDG) No.: 16I0061

1. The RLs and MDLs (Reporting Limit and Method Detection Limit respectively) reported are adjusted for any dilution necessary due to the levels of target and/or non-target analytes and matrix interference. The RL(REPORTING LIMIT) is based upon the lowest standard utilized for the calibration where applicable.
2. Samples are retained for a period of thirty days after submittal of report, unless other arrangements are made.
3. York's liability for the above data is limited to the dollar value paid to York for the referenced project.
4. This report shall not be reproduced without the written approval of York Analytical Laboratories, Inc.
5. All samples were received in proper condition for analysis with proper documentation, unless otherwise noted.
6. All analyses conducted met method or Laboratory SOP requirements. See the Qualifiers and/or Narrative sections for further information.
7. It is noted that no analyses reported herein were subcontracted to another laboratory, unless noted in the report.
8. This report reflects results that relate only to the samples submitted on the attached chain-of-custody form(s) received by York.


Approved By:



Benjamin Gulizia
Laboratory Director

Date: 09/12/2016





Sample Information

Client Sample ID: WQ090116:1200 NP2-6

York Sample ID: 16I0061-01

<u>York Project (SDG) No.</u> 16I0061	<u>Client Project ID</u> Rowe Industries	<u>Matrix</u> Water	<u>Collection Date/Time</u> September 1, 2016 12:00 pm	<u>Date Received</u> 09/02/2016
--	---	------------------------	---	------------------------------------


Volatile Organics, 8260 List - Low Level

Log-in Notes:

Sample Notes:

Sample Prepared by Method: EPA 5030B

CAS No.	Parameter	Result	Flag	Units	Reported to LOD/MDL	LOQ	Dilution	Reference Method	Date/Time Prepared	Date/Time Analyzed	Analyst
630-20-6	1,1,1,2-Tetrachloroethane	ND		ug/L	0.20	0.50	1	EPA 8260C Certifications: CTDOH,NELAC-NY10854,NJDEP	09/07/2016 08:47	09/07/2016 16:22	SS
71-55-6	1,1,1-Trichloroethane	ND		ug/L	0.20	0.50	1	EPA 8260C Certifications: CTDOH,NELAC-NY10854,NJDEP	09/07/2016 08:47	09/07/2016 16:22	SS
79-34-5	1,1,2,2-Tetrachloroethane	ND		ug/L	0.20	0.50	1	EPA 8260C Certifications: CTDOH,NELAC-NY10854,NJDEP	09/07/2016 08:47	09/07/2016 16:22	SS
76-13-1	1,1,2-Trichloro-1,2,2-trifluoroethane (Freon 113)	ND		ug/L	0.20	0.50	1	EPA 8260C Certifications: CTDOH,NELAC-NY10854,NJDEP	09/07/2016 08:47	09/07/2016 16:22	SS
79-00-5	1,1,2-Trichloroethane	ND		ug/L	0.20	0.50	1	EPA 8260C Certifications: CTDOH,NELAC-NY10854,NJDEP	09/07/2016 08:47	09/07/2016 16:22	SS
75-34-3	1,1-Dichloroethane	ND		ug/L	0.20	0.50	1	EPA 8260C Certifications: CTDOH,NELAC-NY10854,NJDEP	09/07/2016 08:47	09/07/2016 16:22	SS
75-35-4	1,1-Dichloroethylene	ND		ug/L	0.20	0.50	1	EPA 8260C Certifications: CTDOH,NELAC-NY10854,NJDEP	09/07/2016 08:47	09/07/2016 16:22	SS
563-58-6	1,1-Dichloropropylene	ND		ug/L	0.20	0.50	1	EPA 8260C Certifications: NELAC-NY10854,NJDEP	09/07/2016 08:47	09/07/2016 16:22	SS
87-61-6	1,2,3-Trichlorobenzene	ND		ug/L	0.20	0.50	1	EPA 8260C Certifications: NELAC-NY10854,NJDEP	09/07/2016 08:47	09/07/2016 16:22	SS
96-18-4	1,2,3-Trichloropropane	ND		ug/L	0.20	0.50	1	EPA 8260C Certifications: NELAC-NY10854,NJDEP	09/07/2016 08:47	09/07/2016 16:22	SS
120-82-1	1,2,4-Trichlorobenzene	ND		ug/L	0.20	0.50	1	EPA 8260C Certifications: NELAC-NY10854,NJDEP	09/07/2016 08:47	09/07/2016 16:22	SS
95-63-6	1,2,4-Trimethylbenzene	ND		ug/L	0.20	0.50	1	EPA 8260C Certifications: CTDOH,NELAC-NY10854,NJDEP	09/07/2016 08:47	09/07/2016 16:22	SS
96-12-8	1,2-Dibromo-3-chloropropane	ND		ug/L	0.20	0.50	1	EPA 8260C Certifications: CTDOH,NELAC-NY10854,NJDEP	09/07/2016 08:47	09/07/2016 16:22	SS
106-93-4	1,2-Dibromoethane	ND		ug/L	0.20	2.0	1	EPA 8260C Certifications: CTDOH,NELAC-NY10854,NJDEP	09/07/2016 08:47	09/07/2016 16:22	SS
95-50-1	1,2-Dichlorobenzene	ND		ug/L	0.20	0.50	1	EPA 8260C Certifications: CTDOH,NELAC-NY10854,NJDEP	09/07/2016 08:47	09/07/2016 16:22	SS
107-06-2	1,2-Dichloroethane	ND		ug/L	0.20	0.50	1	EPA 8260C Certifications: CTDOH,NELAC-NY10854,NJDEP	09/07/2016 08:47	09/07/2016 16:22	SS
78-87-5	1,2-Dichloropropane	ND		ug/L	0.20	0.50	1	EPA 8260C Certifications: CTDOH,NELAC-NY10854,NJDEP	09/07/2016 08:47	09/07/2016 16:22	SS
108-67-8	1,3,5-Trimethylbenzene	ND		ug/L	0.20	0.50	1	EPA 8260C Certifications: CTDOH,NELAC-NY10854,NJDEP	09/07/2016 08:47	09/07/2016 16:22	SS
541-73-1	1,3-Dichlorobenzene	ND		ug/L	0.20	0.50	1	EPA 8260C Certifications: CTDOH,NELAC-NY10854,NJDEP	09/07/2016 08:47	09/07/2016 16:22	SS
142-28-9	1,3-Dichloropropane	ND		ug/L	0.20	0.50	1	EPA 8260C Certifications: NELAC-NY10854,NJDEP	09/07/2016 08:47	09/07/2016 16:22	SS
106-46-7	1,4-Dichlorobenzene	ND		ug/L	0.20	0.50	1	EPA 8260C Certifications: CTDOH,NELAC-NY10854,NJDEP	09/07/2016 08:47	09/07/2016 16:22	SS
594-20-7	2,2-Dichloropropane	ND		ug/L	0.20	0.50	1	EPA 8260C Certifications: NELAC-NY10854,NJDEP	09/07/2016 08:47	09/07/2016 16:22	SS
95-49-8	2-Chlorotoluene	ND		ug/L	0.20	0.50	1	EPA 8260C Certifications: CTDOH,NELAC-NY10854,NJDEP	09/07/2016 08:47	09/07/2016 16:22	SS



Sample Information

Client Sample ID: WQ090116:1200 NP2-6

York Sample ID: 1610061-01

York Project (SDG) No.

Client Project ID

Matrix

Collection Date/Time

Date Received

1610061

Rowe Industries

Water

September 1, 2016 12:00 pm

09/02/2016


Volatile Organics, 8260 List - Low Level

Log-in Notes:

Sample Notes:

Sample Prepared by Method: EPA 5030B

CAS No.	Parameter	Result	Flag	Units	Reported to LOD/MDL	LOQ	Dilution	Reference Method	Date/Time Prepared	Date/Time Analyzed	Analyst
591-78-6	2-Hexanone	ND		ug/L	0.20	2.0	1	EPA 8260C Certifications: CTDOH,NELAC-NY10854,NJDEP	09/07/2016 08:47	09/07/2016 16:22	SS
106-43-4	4-Chlorotoluene	ND		ug/L	0.20	0.50	1	EPA 8260C Certifications: CTDOH,NELAC-NY10854,NJDEP	09/07/2016 08:47	09/07/2016 16:22	SS
67-64-1	Acetone	ND		ug/L	1.0	2.0	1	EPA 8260C Certifications: CTDOH,NELAC-NY10854,NJDEP	09/07/2016 08:47	09/07/2016 16:22	SS
71-43-2	Benzene	ND		ug/L	0.20	0.50	1	EPA 8260C Certifications: CTDOH,NELAC-NY10854,NJDEP	09/07/2016 08:47	09/07/2016 16:22	SS
108-86-1	Bromobenzene	ND		ug/L	0.20	0.50	1	EPA 8260C Certifications: NELAC-NY10854,NJDEP	09/07/2016 08:47	09/07/2016 16:22	SS
74-97-5	Bromochloromethane	ND		ug/L	0.20	0.50	1	EPA 8260C Certifications: NELAC-NY10854,NJDEP	09/07/2016 08:47	09/07/2016 16:22	SS
75-27-4	Bromodichloromethane	ND		ug/L	0.20	0.50	1	EPA 8260C Certifications: CTDOH,NELAC-NY10854,NJDEP	09/07/2016 08:47	09/07/2016 16:22	SS
75-25-2	Bromoform	ND		ug/L	0.20	0.50	1	EPA 8260C Certifications: CTDOH,NELAC-NY10854,NJDEP	09/07/2016 08:47	09/07/2016 16:22	SS
74-83-9	Bromomethane	ND		ug/L	0.20	2.0	1	EPA 8260C Certifications: CTDOH,NELAC-NY10854,NJDEP	09/07/2016 08:47	09/07/2016 16:22	SS
56-23-5	Carbon tetrachloride	ND		ug/L	0.20	0.50	1	EPA 8260C Certifications: CTDOH,NELAC-NY10854,NJDEP	09/07/2016 08:47	09/07/2016 16:22	SS
108-90-7	Chlorobenzene	ND		ug/L	0.20	0.50	1	EPA 8260C Certifications: CTDOH,NELAC-NY10854,NJDEP	09/07/2016 08:47	09/07/2016 16:22	SS
75-00-3	Chloroethane	ND		ug/L	0.20	0.50	1	EPA 8260C Certifications: CTDOH,NELAC-NY10854,NJDEP	09/07/2016 08:47	09/07/2016 16:22	SS
67-66-3	Chloroform	ND		ug/L	0.20	0.50	1	EPA 8260C Certifications: CTDOH,NELAC-NY10854,NJDEP	09/07/2016 08:47	09/07/2016 16:22	SS
74-87-3	Chloromethane	ND		ug/L	0.20	0.50	1	EPA 8260C Certifications: CTDOH,NELAC-NY10854,NJDEP	09/07/2016 08:47	09/07/2016 16:22	SS
156-59-2	cis-1,2-Dichloroethylene	0.40	J	ug/L	0.20	0.50	1	EPA 8260C Certifications: CTDOH,NELAC-NY10854,NJDEP	09/07/2016 08:47	09/07/2016 16:22	SS
10061-01-5	cis-1,3-Dichloropropylene	ND		ug/L	0.20	0.50	1	EPA 8260C Certifications: CTDOH,NELAC-NY10854,NJDEP	09/07/2016 08:47	09/07/2016 16:22	SS
124-48-1	Dibromochloromethane	ND		ug/L	0.20	0.50	1	EPA 8260C Certifications: CTDOH,NELAC-NY10854,NJDEP	09/07/2016 08:47	09/07/2016 16:22	SS
74-95-3	Dibromomethane	ND		ug/L	0.20	0.50	1	EPA 8260C Certifications: NELAC-NY10854,NJDEP	09/07/2016 08:47	09/07/2016 16:22	SS
75-71-8	Dichlorodifluoromethane	ND		ug/L	0.20	0.50	1	EPA 8260C Certifications: NELAC-NY10854,NJDEP	09/07/2016 08:47	09/07/2016 16:22	SS
100-41-4	Ethyl Benzene	ND		ug/L	0.20	0.50	1	EPA 8260C Certifications: CTDOH,NELAC-NY10854,NJDEP	09/07/2016 08:47	09/07/2016 16:22	SS
87-68-3	Hexachlorobutadiene	ND		ug/L	0.20	0.50	1	EPA 8260C Certifications: NELAC-NY10854,NJDEP	09/07/2016 08:47	09/07/2016 16:22	SS
98-82-8	Isopropylbenzene	ND		ug/L	0.20	0.50	1	EPA 8260C Certifications: CTDOH,NELAC-NY10854,NJDEP	09/07/2016 08:47	09/07/2016 16:22	SS
1634-04-4	Methyl tert-butyl ether (MTBE)	ND		ug/L	0.20	0.50	1	EPA 8260C Certifications: CTDOH,NELAC-NY10854,NJDEP	09/07/2016 08:47	09/07/2016 16:22	SS
75-09-2	Methylene chloride	ND		ug/L	1.0	2.0	1	EPA 8260C Certifications: CTDOH,NELAC-NY10854,NJDEP	09/07/2016 08:47	09/07/2016 16:22	SS



Sample Information

Client Sample ID: WQ090116:1200 NP2-6

York Sample ID: 1610061-01

York Project (SDG) No.

Client Project ID

Matrix

Collection Date/Time

Date Received

1610061

Rowe Industries

Water

September 1, 2016 12:00 pm

09/02/2016


Volatile Organics, 8260 List - Low Level

Log-in Notes:

Sample Notes:

Sample Prepared by Method: EPA 5030B

CAS No.	Parameter	Result	Flag	Units	Reported to LOD/MDL	LOQ	Dilution	Reference Method	Date/Time Prepared	Date/Time Analyzed	Analyst
91-20-3	Naphthalene	ND		ug/L	1.0	2.0	1	EPA 8260C Certifications: NELAC-NY10854,NJDEP	09/07/2016 08:47	09/07/2016 16:22	SS
104-51-8	n-Butylbenzene	ND		ug/L	0.20	0.50	1	EPA 8260C Certifications: CTDOH,NELAC-NY10854,NJDEP	09/07/2016 08:47	09/07/2016 16:22	SS
103-65-1	n-Propylbenzene	ND		ug/L	0.20	0.50	1	EPA 8260C Certifications: CTDOH,NELAC-NY10854,NJDEP	09/07/2016 08:47	09/07/2016 16:22	SS
95-47-6	o-Xylene	ND		ug/L	0.20	0.50	1	EPA 8260C Certifications: NELAC-NY10854	09/07/2016 08:47	09/07/2016 16:22	SS
179601-23-1	p- & m- Xylenes	ND		ug/L	0.50	1.0	1	EPA 8260C Certifications: NELAC-NY10854	09/07/2016 08:47	09/07/2016 16:22	SS
99-87-6	p-Isopropyltoluene	ND		ug/L	0.20	0.50	1	EPA 8260C Certifications: CTDOH,NELAC-NY10854,NJDEP	09/07/2016 08:47	09/07/2016 16:22	SS
135-98-8	sec-Butylbenzene	ND		ug/L	0.20	0.50	1	EPA 8260C Certifications: CTDOH,NELAC-NY10854,NJDEP	09/07/2016 08:47	09/07/2016 16:22	SS
100-42-5	Styrene	ND		ug/L	0.20	0.50	1	EPA 8260C Certifications: CTDOH,NELAC-NY10854,NJDEP	09/07/2016 08:47	09/07/2016 16:22	SS
98-06-6	tert-Butylbenzene	ND		ug/L	0.20	0.50	1	EPA 8260C Certifications: CTDOH,NELAC-NY10854,NJDEP	09/07/2016 08:47	09/07/2016 16:22	SS
127-18-4	Tetrachloroethylene	0.73		ug/L	0.20	0.50	1	EPA 8260C Certifications: CTDOH,NELAC-NY10854,NJDEP	09/07/2016 08:47	09/07/2016 16:22	SS
108-88-3	Toluene	ND		ug/L	0.20	0.50	1	EPA 8260C Certifications: CTDOH,NELAC-NY10854,NJDEP	09/07/2016 08:47	09/07/2016 16:22	SS
156-60-5	trans-1,2-Dichloroethylene	ND		ug/L	0.20	0.50	1	EPA 8260C Certifications: CTDOH,NELAC-NY10854,NJDEP	09/07/2016 08:47	09/07/2016 16:22	SS
10061-02-6	trans-1,3-Dichloropropylene	ND		ug/L	0.20	0.50	1	EPA 8260C Certifications: CTDOH,NELAC-NY10854,NJDEP	09/07/2016 08:47	09/07/2016 16:22	SS
79-01-6	Trichloroethylene	ND		ug/L	0.20	0.50	1	EPA 8260C Certifications: CTDOH,NELAC-NY10854,NJDEP	09/07/2016 08:47	09/07/2016 16:22	SS
75-69-4	Trichlorofluoromethane	ND		ug/L	0.20	0.50	1	EPA 8260C Certifications: CTDOH,NELAC-NY10854,NJDEP	09/07/2016 08:47	09/07/2016 16:22	SS
75-01-4	Vinyl Chloride	ND		ug/L	0.20	0.50	1	EPA 8260C Certifications: CTDOH,NELAC-NY10854,NJDEP	09/07/2016 08:47	09/07/2016 16:22	SS
1330-20-7	* Xylenes, Total	ND		ug/L	0.60	1.5	1	EPA 8260C Certifications: CTDOH,NJDEP	09/07/2016 08:47	09/07/2016 16:22	SS
Surrogate Recoveries		Result	Acceptance Range								
17060-07-0	Surrogate: 1,2-Dichloroethane-d4	100 %	69-130								
2037-26-5	Surrogate: Toluene-d8	93.0 %	81-117								
460-00-4	Surrogate: p-Bromofluorobenzene	96.1 %	79-122								



Sample Information

Client Sample ID: WQ090116:1205 NP2-10

York Sample ID: 1610062-01

York Project (SDG) No.

Client Project ID

Matrix

Collection Date/Time

Date Received

1610062

Rowe Industries

Water

September 1, 2016 12:05 pm

09/02/2016


Volatile Organics, 8260 List - Low Level

Log-in Notes:

Sample Notes:

Sample Prepared by Method: EPA 5030B

CAS No.	Parameter	Result	Flag	Units	Reported to LOD/MDL	LOQ	Dilution	Reference Method	Date/Time Prepared	Date/Time Analyzed	Analyst
630-20-6	1,1,1,2-Tetrachloroethane	ND		ug/L	0.20	0.50	1	EPA 8260C Certifications: CTDOH,NELAC-NY10854,NJDEP	09/07/2016 08:47	09/07/2016 17:02	SS
71-55-6	1,1,1-Trichloroethane	ND		ug/L	0.20	0.50	1	EPA 8260C Certifications: CTDOH,NELAC-NY10854,NJDEP	09/07/2016 08:47	09/07/2016 17:02	SS
79-34-5	1,1,2,2-Tetrachloroethane	ND		ug/L	0.20	0.50	1	EPA 8260C Certifications: CTDOH,NELAC-NY10854,NJDEP	09/07/2016 08:47	09/07/2016 17:02	SS
76-13-1	1,1,2-Trichloro-1,2,2-trifluoroethane (Freon 113)	ND		ug/L	0.20	0.50	1	EPA 8260C Certifications: CTDOH,NELAC-NY10854,NJDEP	09/07/2016 08:47	09/07/2016 17:02	SS
79-00-5	1,1,2-Trichloroethane	ND		ug/L	0.20	0.50	1	EPA 8260C Certifications: CTDOH,NELAC-NY10854,NJDEP	09/07/2016 08:47	09/07/2016 17:02	SS
75-34-3	1,1-Dichloroethane	ND		ug/L	0.20	0.50	1	EPA 8260C Certifications: CTDOH,NELAC-NY10854,NJDEP	09/07/2016 08:47	09/07/2016 17:02	SS
75-35-4	1,1-Dichloroethylene	ND		ug/L	0.20	0.50	1	EPA 8260C Certifications: CTDOH,NELAC-NY10854,NJDEP	09/07/2016 08:47	09/07/2016 17:02	SS
563-58-6	1,1-Dichloropropylene	ND		ug/L	0.20	0.50	1	EPA 8260C Certifications: NELAC-NY10854,NJDEP	09/07/2016 08:47	09/07/2016 17:02	SS
87-61-6	1,2,3-Trichlorobenzene	ND		ug/L	0.20	0.50	1	EPA 8260C Certifications: NELAC-NY10854,NJDEP	09/07/2016 08:47	09/07/2016 17:02	SS
96-18-4	1,2,3-Trichloropropane	ND		ug/L	0.20	0.50	1	EPA 8260C Certifications: NELAC-NY10854,NJDEP	09/07/2016 08:47	09/07/2016 17:02	SS
120-82-1	1,2,4-Trichlorobenzene	ND		ug/L	0.20	0.50	1	EPA 8260C Certifications: NELAC-NY10854,NJDEP	09/07/2016 08:47	09/07/2016 17:02	SS
95-63-6	1,2,4-Trimethylbenzene	ND		ug/L	0.20	0.50	1	EPA 8260C Certifications: CTDOH,NELAC-NY10854,NJDEP	09/07/2016 08:47	09/07/2016 17:02	SS
96-12-8	1,2-Dibromo-3-chloropropane	ND		ug/L	0.20	0.50	1	EPA 8260C Certifications: CTDOH,NELAC-NY10854,NJDEP	09/07/2016 08:47	09/07/2016 17:02	SS
106-93-4	1,2-Dibromoethane	ND		ug/L	0.20	2.0	1	EPA 8260C Certifications: CTDOH,NELAC-NY10854,NJDEP	09/07/2016 08:47	09/07/2016 17:02	SS
95-50-1	1,2-Dichlorobenzene	ND		ug/L	0.20	0.50	1	EPA 8260C Certifications: CTDOH,NELAC-NY10854,NJDEP	09/07/2016 08:47	09/07/2016 17:02	SS
107-06-2	1,2-Dichloroethane	ND		ug/L	0.20	0.50	1	EPA 8260C Certifications: CTDOH,NELAC-NY10854,NJDEP	09/07/2016 08:47	09/07/2016 17:02	SS
78-87-5	1,2-Dichloropropane	ND		ug/L	0.20	0.50	1	EPA 8260C Certifications: CTDOH,NELAC-NY10854,NJDEP	09/07/2016 08:47	09/07/2016 17:02	SS
108-67-8	1,3,5-Trimethylbenzene	ND		ug/L	0.20	0.50	1	EPA 8260C Certifications: CTDOH,NELAC-NY10854,NJDEP	09/07/2016 08:47	09/07/2016 17:02	SS
541-73-1	1,3-Dichlorobenzene	ND		ug/L	0.20	0.50	1	EPA 8260C Certifications: CTDOH,NELAC-NY10854,NJDEP	09/07/2016 08:47	09/07/2016 17:02	SS
142-28-9	1,3-Dichloropropane	ND		ug/L	0.20	0.50	1	EPA 8260C Certifications: NELAC-NY10854,NJDEP	09/07/2016 08:47	09/07/2016 17:02	SS
106-46-7	1,4-Dichlorobenzene	ND		ug/L	0.20	0.50	1	EPA 8260C Certifications: CTDOH,NELAC-NY10854,NJDEP	09/07/2016 08:47	09/07/2016 17:02	SS
594-20-7	2,2-Dichloropropane	ND		ug/L	0.20	0.50	1	EPA 8260C Certifications: NELAC-NY10854,NJDEP	09/07/2016 08:47	09/07/2016 17:02	SS
95-49-8	2-Chlorotoluene	ND		ug/L	0.20	0.50	1	EPA 8260C Certifications: CTDOH,NELAC-NY10854,NJDEP	09/07/2016 08:47	09/07/2016 17:02	SS
591-78-6	2-Hexanone	ND		ug/L	0.20	2.0	1	EPA 8260C Certifications: CTDOH,NELAC-NY10854,NJDEP	09/07/2016 08:47	09/07/2016 17:02	SS



Sample Information

Client Sample ID: WQ090116:1205 NP2-10

York Sample ID: 1610062-01

York Project (SDG) No.

Client Project ID

Matrix

Collection Date/Time

Date Received

1610062

Rowe Industries

Water

September 1, 2016 12:05 pm

09/02/2016


Volatile Organics, 8260 List - Low Level

Log-in Notes:

Sample Notes:

Sample Prepared by Method: EPA 5030B

CAS No.	Parameter	Result	Flag	Units	Reported to LOD/MDL	LOQ	Dilution	Reference Method	Date/Time Prepared	Date/Time Analyzed	Analyst
106-43-4	4-Chlorotoluene	ND		ug/L	0.20	0.50	1	EPA 8260C Certifications: CTDOH,NELAC-NY10854,NJDEP	09/07/2016 08:47	09/07/2016 17:02	SS
67-64-1	Acetone	ND		ug/L	1.0	2.0	1	EPA 8260C Certifications: CTDOH,NELAC-NY10854,NJDEP	09/07/2016 08:47	09/07/2016 17:02	SS
71-43-2	Benzene	ND		ug/L	0.20	0.50	1	EPA 8260C Certifications: CTDOH,NELAC-NY10854,NJDEP	09/07/2016 08:47	09/07/2016 17:02	SS
108-86-1	Bromobenzene	ND		ug/L	0.20	0.50	1	EPA 8260C Certifications: NELAC-NY10854,NJDEP	09/07/2016 08:47	09/07/2016 17:02	SS
74-97-5	Bromochloromethane	ND		ug/L	0.20	0.50	1	EPA 8260C Certifications: NELAC-NY10854,NJDEP	09/07/2016 08:47	09/07/2016 17:02	SS
75-27-4	Bromodichloromethane	ND		ug/L	0.20	0.50	1	EPA 8260C Certifications: CTDOH,NELAC-NY10854,NJDEP	09/07/2016 08:47	09/07/2016 17:02	SS
75-25-2	Bromoform	ND		ug/L	0.20	0.50	1	EPA 8260C Certifications: CTDOH,NELAC-NY10854,NJDEP	09/07/2016 08:47	09/07/2016 17:02	SS
74-83-9	Bromomethane	ND		ug/L	0.20	2.0	1	EPA 8260C Certifications: CTDOH,NELAC-NY10854,NJDEP	09/07/2016 08:47	09/07/2016 17:02	SS
56-23-5	Carbon tetrachloride	ND		ug/L	0.20	0.50	1	EPA 8260C Certifications: CTDOH,NELAC-NY10854,NJDEP	09/07/2016 08:47	09/07/2016 17:02	SS
108-90-7	Chlorobenzene	ND		ug/L	0.20	0.50	1	EPA 8260C Certifications: CTDOH,NELAC-NY10854,NJDEP	09/07/2016 08:47	09/07/2016 17:02	SS
75-00-3	Chloroethane	ND		ug/L	0.20	0.50	1	EPA 8260C Certifications: CTDOH,NELAC-NY10854,NJDEP	09/07/2016 08:47	09/07/2016 17:02	SS
67-66-3	Chloroform	ND		ug/L	0.20	0.50	1	EPA 8260C Certifications: CTDOH,NELAC-NY10854,NJDEP	09/07/2016 08:47	09/07/2016 17:02	SS
74-87-3	Chloromethane	0.30	ICV-E, J	ug/L	0.20	0.50	1	EPA 8260C Certifications: CTDOH,NELAC-NY10854,NJDEP	09/07/2016 08:47	09/07/2016 17:02	SS
156-59-2	cis-1,2-Dichloroethylene	ND		ug/L	0.20	0.50	1	EPA 8260C Certifications: CTDOH,NELAC-NY10854,NJDEP	09/07/2016 08:47	09/07/2016 17:02	SS
10061-01-5	cis-1,3-Dichloropropylene	ND		ug/L	0.20	0.50	1	EPA 8260C Certifications: CTDOH,NELAC-NY10854,NJDEP	09/07/2016 08:47	09/07/2016 17:02	SS
124-48-1	Dibromochloromethane	ND		ug/L	0.20	0.50	1	EPA 8260C Certifications: CTDOH,NELAC-NY10854,NJDEP	09/07/2016 08:47	09/07/2016 17:02	SS
74-95-3	Dibromomethane	ND		ug/L	0.20	0.50	1	EPA 8260C Certifications: NELAC-NY10854,NJDEP	09/07/2016 08:47	09/07/2016 17:02	SS
75-71-8	Dichlorodifluoromethane	ND		ug/L	0.20	0.50	1	EPA 8260C Certifications: NELAC-NY10854,NJDEP	09/07/2016 08:47	09/07/2016 17:02	SS
100-41-4	Ethyl Benzene	ND		ug/L	0.20	0.50	1	EPA 8260C Certifications: CTDOH,NELAC-NY10854,NJDEP	09/07/2016 08:47	09/07/2016 17:02	SS
87-68-3	Hexachlorobutadiene	ND		ug/L	0.20	0.50	1	EPA 8260C Certifications: NELAC-NY10854,NJDEP	09/07/2016 08:47	09/07/2016 17:02	SS
98-82-8	Isopropylbenzene	ND		ug/L	0.20	0.50	1	EPA 8260C Certifications: CTDOH,NELAC-NY10854,NJDEP	09/07/2016 08:47	09/07/2016 17:02	SS
1634-04-4	Methyl tert-butyl ether (MTBE)	ND		ug/L	0.20	0.50	1	EPA 8260C Certifications: CTDOH,NELAC-NY10854,NJDEP	09/07/2016 08:47	09/07/2016 17:02	SS
75-09-2	Methylene chloride	ND		ug/L	1.0	2.0	1	EPA 8260C Certifications: CTDOH,NELAC-NY10854,NJDEP	09/07/2016 08:47	09/07/2016 17:02	SS
91-20-3	Naphthalene	ND		ug/L	1.0	2.0	1	EPA 8260C Certifications: NELAC-NY10854,NJDEP	09/07/2016 08:47	09/07/2016 17:02	SS



Sample Information

Client Sample ID: WQ090116:1205 NP2-10

York Sample ID: 1610062-01

York Project (SDG) No.

Client Project ID

Matrix

Collection Date/Time

Date Received

1610062

Rowe Industries

Water

September 1, 2016 12:05 pm

09/02/2016

Volatile Organics, 8260 List - Low Level

Log-in Notes:

Sample Notes:

Sample Prepared by Method: EPA 5030B

CAS No.	Parameter	Result	Flag	Units	Reported to LOD/MDL	LOQ	Dilution	Reference Method	Date/Time Prepared	Date/Time Analyzed	Analyst
104-51-8	n-Butylbenzene	ND		ug/L	0.20	0.50	1	EPA 8260C Certifications: CTDOH,NELAC-NY10854,NJDEP	09/07/2016 08:47	09/07/2016 17:02	SS
103-65-1	n-Propylbenzene	ND		ug/L	0.20	0.50	1	EPA 8260C Certifications: CTDOH,NELAC-NY10854,NJDEP	09/07/2016 08:47	09/07/2016 17:02	SS
95-47-6	o-Xylene	ND		ug/L	0.20	0.50	1	EPA 8260C Certifications: NELAC-NY10854	09/07/2016 08:47	09/07/2016 17:02	SS
179601-23-1	p- & m- Xylenes	ND		ug/L	0.50	1.0	1	EPA 8260C Certifications: NELAC-NY10854	09/07/2016 08:47	09/07/2016 17:02	SS
99-87-6	p-Isopropyltoluene	ND		ug/L	0.20	0.50	1	EPA 8260C Certifications: CTDOH,NELAC-NY10854,NJDEP	09/07/2016 08:47	09/07/2016 17:02	SS
135-98-8	sec-Butylbenzene	ND		ug/L	0.20	0.50	1	EPA 8260C Certifications: CTDOH,NELAC-NY10854,NJDEP	09/07/2016 08:47	09/07/2016 17:02	SS
100-42-5	Styrene	ND		ug/L	0.20	0.50	1	EPA 8260C Certifications: CTDOH,NELAC-NY10854,NJDEP	09/07/2016 08:47	09/07/2016 17:02	SS
98-06-6	tert-Butylbenzene	ND		ug/L	0.20	0.50	1	EPA 8260C Certifications: CTDOH,NELAC-NY10854,NJDEP	09/07/2016 08:47	09/07/2016 17:02	SS
127-18-4	Tetrachloroethylene	ND		ug/L	0.20	0.50	1	EPA 8260C Certifications: CTDOH,NELAC-NY10854,NJDEP	09/07/2016 08:47	09/07/2016 17:02	SS
108-88-3	Toluene	ND		ug/L	0.20	0.50	1	EPA 8260C Certifications: CTDOH,NELAC-NY10854,NJDEP	09/07/2016 08:47	09/07/2016 17:02	SS
156-60-5	trans-1,2-Dichloroethylene	ND		ug/L	0.20	0.50	1	EPA 8260C Certifications: CTDOH,NELAC-NY10854,NJDEP	09/07/2016 08:47	09/07/2016 17:02	SS
10061-02-6	trans-1,3-Dichloropropylene	ND		ug/L	0.20	0.50	1	EPA 8260C Certifications: CTDOH,NELAC-NY10854,NJDEP	09/07/2016 08:47	09/07/2016 17:02	SS
79-01-6	Trichloroethylene	ND		ug/L	0.20	0.50	1	EPA 8260C Certifications: CTDOH,NELAC-NY10854,NJDEP	09/07/2016 08:47	09/07/2016 17:02	SS
75-69-4	Trichlorofluoromethane	ND		ug/L	0.20	0.50	1	EPA 8260C Certifications: CTDOH,NELAC-NY10854,NJDEP	09/07/2016 08:47	09/07/2016 17:02	SS
75-01-4	Vinyl Chloride	ND		ug/L	0.20	0.50	1	EPA 8260C Certifications: CTDOH,NELAC-NY10854,NJDEP	09/07/2016 08:47	09/07/2016 17:02	SS
1330-20-7	* Xylenes, Total	ND		ug/L	0.60	1.5	1	EPA 8260C Certifications: CTDOH,NJDEP	09/07/2016 08:47	09/07/2016 17:02	SS

Surrogate Recoveries

Result

Acceptance Range

17060-07-0	Surrogate: 1,2-Dichloroethane-d4	104 %	69-130
2037-26-5	Surrogate: Toluene-d8	91.0 %	81-117
460-00-4	Surrogate: p-Bromofluorobenzene	99.1 %	79-122

Iron by EPA 200.7

Log-in Notes:

Sample Notes:

Sample Prepared by Method: EPA 200.7

CAS No.	Parameter	Result	Flag	Units	Reported to LOD/MDL	LOQ	Dilution	Reference Method	Date/Time Prepared	Date/Time Analyzed	Analyst
7439-89-6	Iron	1.65		mg/L	0.0162	0.0222	1	EPA 200.7 Certifications: CTDOH,NELAC-NY10854,NJDEP,PADEP	09/07/2016 10:11	09/07/2016 17:17	KV

Iron, Dissolved by EPA 6010

Log-in Notes:

Sample Notes:



Sample Information

Client Sample ID: WQ090116:1205 NP2-10

York Sample ID: 1610062-01

<u>York Project (SDG) No.</u> 1610062	<u>Client Project ID</u> Rowe Industries	<u>Matrix</u> Water	<u>Collection Date/Time</u> September 1, 2016 12:05 pm	<u>Date Received</u> 09/02/2016
--	---	------------------------	---	------------------------------------

Sample Prepared by Method: EPA 200.7

CAS No.	Parameter	Result	Flag	Units	LOD/MDL	Reported to LOQ	Dilution	Reference Method	Date/Time Prepared	Date/Time Analyzed	Analyst
7439-89-6	Iron	0.0437		mg/L	0.0222	0.0222	1	EPA 6010C Certifications: CTDOH,NELAC-NY10854,NJDEP,PADEP	09/08/2016 11:52	09/08/2016 15:53	KV


Total Dissolved Solids

Log-in Notes:

Sample Notes:

Sample Prepared by Method: % Solids Prep

CAS No.	Parameter	Result	Flag	Units	LOD/MDL	Reported to LOQ	Dilution	Reference Method	Date/Time Prepared	Date/Time Analyzed	Analyst
	Total Dissolved Solids	157		mg/L	10.0	10.0	1	SM 2540C Certifications: NELAC-NY10854,CTDOH,NJDEP,PADEP	09/06/2016 20:40	09/07/2016 18:19	AA



Analytical Batch Summary

Batch ID: BI60179 **Preparation Method:** % Solids Prep **Prepared By:** AA

YORK Sample ID	Client Sample ID	Preparation Date
16I0062-01	WQ090116:1205 NP2-10	09/06/16
BI60179-BLK1	Blank	09/06/16

Batch ID: BI60191 **Preparation Method:** EPA 5030B **Prepared By:** BGS


YORK Sample ID	Client Sample ID	Preparation Date
16I0061-01	WQ090116:1200 NP2-6	09/07/16
16I0062-01	WQ090116:1205 NP2-10	09/07/16
BI60191-BLK1	Blank	09/07/16
BI60191-BS1	LCS	09/07/16
BI60191-BSD1	LCS Dup	09/07/16

Batch ID: BI60202 **Preparation Method:** EPA 200.7 **Prepared By:** ALD

YORK Sample ID	Client Sample ID	Preparation Date
16I0062-01	WQ090116:1205 NP2-10	09/07/16
BI60202-BLK1	Blank	09/07/16
BI60202-DUP1	Duplicate	09/07/16
BI60202-MS1	Matrix Spike	09/07/16
BI60202-SRM1	Reference	09/07/16

Batch ID: BI60273 **Preparation Method:** EPA 200.7 **Prepared By:** ALD

YORK Sample ID	Client Sample ID	Preparation Date
16I0062-01	WQ090116:1205 NP2-10	09/08/16
BI60273-BLK1	Blank	09/08/16
BI60273-DUP1	Duplicate	09/08/16
BI60273-MS1	Matrix Spike	09/08/16
BI60273-SRM1	Reference	09/08/16



Volatile Organic Compounds by GC/MS - Quality Control Data
York Analytical Laboratories, Inc.

Analyte	Result	Reporting Limit	Units	Spike Level	Source* Result	%REC	%REC Limits	Flag	RPD	RPD Limit	Flag
---------	--------	-----------------	-------	-------------	----------------	------	-------------	------	-----	-----------	------

Batch BI60191 - EPA 5030B

Blank (BI60191-BLK1)

Prepared & Analyzed: 09/07/2016

1,1,1,2-Tetrachloroethane	ND	0.50	ug/L								
1,1,1-Trichloroethane	ND	0.50	"								
1,1,2,2-Tetrachloroethane	ND	0.50	"								
1,1,2-Trichloro-1,2,2-trifluoroethane (Freon 113)	ND	0.50	"								
1,1,2-Trichloroethane	ND	0.50	"								
1,1-Dichloroethane	ND	0.50	"								
1,1-Dichloroethylene	ND	0.50	"								
1,1-Dichloropropylene	ND	0.50	"								
1,2,3-Trichlorobenzene	ND	0.50	"								
1,2,3-Trichloropropane	ND	0.50	"								
1,2,4-Trichlorobenzene	ND	0.50	"								
1,2,4-Trimethylbenzene	ND	0.50	"								
1,2-Dibromo-3-chloropropane	ND	0.50	"								
1,2-Dibromoethane	ND	2.0	"								
1,2-Dichlorobenzene	ND	0.50	"								
1,2-Dichloroethane	ND	0.50	"								
1,2-Dichloropropane	ND	0.50	"								
1,3,5-Trimethylbenzene	ND	0.50	"								
1,3-Dichlorobenzene	ND	0.50	"								
1,3-Dichloropropane	ND	0.50	"								
1,4-Dichlorobenzene	ND	0.50	"								
2,2-Dichloropropane	ND	0.50	"								
2-Chlorotoluene	ND	0.50	"								
2-Hexanone	ND	2.0	"								
4-Chlorotoluene	ND	0.50	"								
Acetone	ND	2.0	"								
Benzene	ND	0.50	"								
Bromobenzene	ND	0.50	"								
Bromochloromethane	ND	0.50	"								
Bromodichloromethane	ND	0.50	"								
Bromoform	ND	0.50	"								
Bromomethane	ND	2.0	"								
Carbon tetrachloride	ND	0.50	"								
Chlorobenzene	ND	0.50	"								
Chloroethane	ND	0.50	"								
Chloroform	ND	0.50	"								
Chloromethane	ND	0.50	"								
cis-1,2-Dichloroethylene	ND	0.50	"								
cis-1,3-Dichloropropylene	ND	0.50	"								
Dibromochloromethane	ND	0.50	"								
Dibromomethane	ND	0.50	"								
Dichlorodifluoromethane	ND	0.50	"								
Ethyl Benzene	ND	0.50	"								
Hexachlorobutadiene	ND	0.50	"								
Isopropylbenzene	ND	0.50	"								
Methyl tert-butyl ether (MTBE)	ND	0.50	"								
Methylene chloride	ND	2.0	"								
Naphthalene	ND	2.0	"								
n-Butylbenzene	ND	0.50	"								
n-Propylbenzene	ND	0.50	"								
o-Xylene	ND	0.50	"								



Volatile Organic Compounds by GC/MS - Quality Control Data

York Analytical Laboratories, Inc.

Analyte	Result	Reporting	Units	Spike	Source*	%REC	%REC	Limits	Flag	RPD	Flag
		Limit			Result					RPD	

Batch BI60191 - EPA 5030B

Blank (BI60191-BLK1)

Prepared & Analyzed: 09/07/2016

p- & m- Xylenes	ND	1.0	ug/L								
p-Isopropyltoluene	ND	0.50	"								
sec-Butylbenzene	ND	0.50	"								
Styrene	ND	0.50	"								
tert-Butylbenzene	ND	0.50	"								
Tetrachloroethylene	ND	0.50	"								
Toluene	ND	0.50	"								
trans-1,2-Dichloroethylene	ND	0.50	"								
trans-1,3-Dichloropropylene	ND	0.50	"								
Trichloroethylene	ND	0.50	"								
Trichlorofluoromethane	ND	0.50	"								
Vinyl Chloride	ND	0.50	"								
Xylenes, Total	ND	1.5	"								
<i>Surrogate: 1,2-Dichloroethane-d4</i>	9.97		"	10.0		99.7		69-130			
<i>Surrogate: Toluene-d8</i>	8.91		"	10.0		89.1		81-117			
<i>Surrogate: p-Bromofluorobenzene</i>	9.62		"	10.0		96.2		79-122			

LCS (BI60191-BS1)

Prepared & Analyzed: 09/07/2016

1,1,1,2-Tetrachloroethane	10.6		ug/L	10.0		106		82-126			
1,1,1-Trichloroethane	12.3		"	10.0		123		78-136			
1,1,2,2-Tetrachloroethane	9.74		"	10.0		97.4		76-129			
1,1,2-Trichloro-1,2,2-trifluoroethane (Freon 113)	12.0		"	10.0		120		54-165			
1,1,2-Trichloroethane	9.99		"	10.0		99.9		82-123			
1,1-Dichloroethane	12.4		"	10.0		124		82-129			
1,1-Dichloroethylene	12.2		"	10.0		122		68-138			
1,1-Dichloropropylene	11.9		"	10.0		119		83-133			
1,2,3-Trichlorobenzene	9.88		"	10.0		98.8		76-136			
1,2,3-Trichloropropane	9.72		"	10.0		97.2		77-128			
1,2,4-Trichlorobenzene	10.1		"	10.0		101		76-137			
1,2,4-Trimethylbenzene	10.3		"	10.0		103		82-132			
1,2-Dibromo-3-chloropropane	9.45		"	10.0		94.5		45-147			
1,2-Dibromoethane	9.86		"	10.0		98.6		83-124			
1,2-Dichlorobenzene	9.48		"	10.0		94.8		79-123			
1,2-Dichloroethane	11.5		"	10.0		115		73-132			
1,2-Dichloropropane	10.2		"	10.0		102		78-126			
1,3,5-Trimethylbenzene	9.99		"	10.0		99.9		80-131			
1,3-Dichlorobenzene	9.71		"	10.0		97.1		86-122			
1,3-Dichloropropane	10.1		"	10.0		101		81-125			
1,4-Dichlorobenzene	9.34		"	10.0		93.4		85-124			
2,2-Dichloropropane	13.5		"	10.0		135		56-150			
2-Chlorotoluene	9.87		"	10.0		98.7		79-130			
2-Hexanone	7.65		"	10.0		76.5		51-146			
4-Chlorotoluene	9.37		"	10.0		93.7		79-128			
Acetone	9.92		"	10.0		99.2		14-150			
Benzene	12.1		"	10.0		121		85-126			
Bromobenzene	9.92		"	10.0		99.2		78-129			
Bromochloromethane	12.8		"	10.0		128		77-128			
Bromodichloromethane	10.6		"	10.0		106		79-128			
Bromoform	10.2		"	10.0		102		78-133			
Bromomethane	9.40		"	10.0		94.0		43-168			
Carbon tetrachloride	12.6		"	10.0		126		77-141			
Chlorobenzene	9.77		"	10.0		97.7		88-120			



Volatile Organic Compounds by GC/MS - Quality Control Data

York Analytical Laboratories, Inc.

Analyte	Result	Reporting	Units	Spike	Source*	%REC	%REC	Limits	Flag	RPD	Flag
		Limit			Result					RPD	

Batch BI60191 - EPA 5030B

LCS (BI60191-BS1)

Prepared & Analyzed: 09/07/2016


Chloroethane	11.7		ug/L	10.0		117	65-136				
Chloroform	12.2		"	10.0		122	82-128				
Chloromethane	12.0		"	10.0		120	43-155				
cis-1,2-Dichloroethylene	12.2		"	10.0		122	83-129				
cis-1,3-Dichloropropylene	10.4		"	10.0		104	80-131				
Dibromochloromethane	10.1		"	10.0		101	80-130				
Dibromomethane	10.3		"	10.0		103	72-134				
Dichlorodifluoromethane	12.0		"	10.0		120	44-144				
Ethyl Benzene	10.4		"	10.0		104	80-131				
Hexachlorobutadiene	9.80		"	10.0		98.0	67-146				
Isopropylbenzene	9.73		"	10.0		97.3	76-140				
Methyl tert-butyl ether (MTBE)	11.8		"	10.0		118	76-135				
Methylene chloride	11.6		"	10.0		116	55-137				
Naphthalene	9.38		"	10.0		93.8	70-147				
n-Butylbenzene	10.5		"	10.0		105	79-132				
n-Propylbenzene	9.95		"	10.0		99.5	78-133				
o-Xylene	9.92		"	10.0		99.2	78-130				
p- & m- Xylenes	20.7		"	20.0		104	77-133				
p-Isopropyltoluene	10.4		"	10.0		104	81-136				
sec-Butylbenzene	9.57		"	10.0		95.7	79-137				
Styrene	11.0		"	10.0		110	67-132				
tert-Butylbenzene	9.78		"	10.0		97.8	77-138				
Tetrachloroethylene	9.29		"	10.0		92.9	82-131				
Toluene	10.3		"	10.0		103	80-127				
trans-1,2-Dichloroethylene	12.2		"	10.0		122	80-132				
trans-1,3-Dichloropropylene	10.2		"	10.0		102	78-131				
Trichloroethylene	10.0		"	10.0		100	82-128				
Trichlorofluoromethane	12.3		"	10.0		123	67-139				
Vinyl Chloride	11.9		"	10.0		119	58-145				
<i>Surrogate: 1,2-Dichloroethane-d4</i>	<i>9.93</i>		<i>"</i>	<i>10.0</i>		<i>99.3</i>	<i>69-130</i>				
<i>Surrogate: Toluene-d8</i>	<i>9.28</i>		<i>"</i>	<i>10.0</i>		<i>92.8</i>	<i>81-117</i>				
<i>Surrogate: p-Bromofluorobenzene</i>	<i>9.99</i>		<i>"</i>	<i>10.0</i>		<i>99.9</i>	<i>79-122</i>				



Volatile Organic Compounds by GC/MS - Quality Control Data

York Analytical Laboratories, Inc.

Analyte	Result	Reporting Limit	Units	Spike Level	Source* Result	%REC	%REC Limits	Flag	RPD	RPD Limit	Flag
Batch BI60191 - EPA 5030B											
LCS Dup (BI60191-bsd1)											
Prepared & Analyzed: 09/07/2016											
1,1,1,2-Tetrachloroethane	10.3		ug/L	10.0		103	82-126		2.30	30	
1,1,1-Trichloroethane	12.5		"	10.0		125	78-136		1.29	30	
1,1,2,2-Tetrachloroethane	9.74		"	10.0		97.4	76-129		0.00	30	
1,1,2-Trichloro-1,2,2-trifluoroethane (Freon 113)	12.2		"	10.0		122	54-165		1.57	30	
1,1,2-Trichloroethane	9.81		"	10.0		98.1	82-123		1.82	30	
1,1-Dichloroethane	12.5		"	10.0		125	82-129		0.401	30	
1,1-Dichloroethylene	12.3		"	10.0		123	68-138		0.570	30	
1,1-Dichloropropylene	12.2		"	10.0		122	83-133		2.24	30	
1,2,3-Trichlorobenzene	9.92		"	10.0		99.2	76-136		0.404	30	
1,2,3-Trichloropropane	9.25		"	10.0		92.5	77-128		4.96	30	
1,2,4-Trichlorobenzene	10.1		"	10.0		101	76-137		0.198	30	
1,2,4-Trimethylbenzene	10.4		"	10.0		104	82-132		1.16	30	
1,2-Dibromo-3-chloropropane	7.88		"	10.0		78.8	45-147		18.1	30	
1,2-Dibromoethane	9.59		"	10.0		95.9	83-124		2.78	30	
1,2-Dichlorobenzene	9.56		"	10.0		95.6	79-123		0.840	30	
1,2-Dichloroethane	11.4		"	10.0		114	73-132		1.40	30	
1,2-Dichloropropane	10.2		"	10.0		102	78-126		0.196	30	
1,3,5-Trimethylbenzene	10.1		"	10.0		101	80-131		1.29	30	
1,3-Dichlorobenzene	9.93		"	10.0		99.3	86-122		2.24	30	
1,3-Dichloropropane	10.2		"	10.0		102	81-125		0.787	30	
1,4-Dichlorobenzene	9.39		"	10.0		93.9	85-124		0.534	30	
2,2-Dichloropropane	13.3		"	10.0		133	56-150		1.50	30	
2-Chlorotoluene	10.0		"	10.0		100	79-130		1.41	30	
2-Hexanone	10.5		"	10.0		105	51-146		31.2	30	Non-dir.
4-Chlorotoluene	9.69		"	10.0		96.9	79-128		3.36	30	
Acetone	8.71		"	10.0		87.1	14-150		13.0	30	
Benzene	12.2		"	10.0		122	85-126		1.15	30	
Bromobenzene	9.94		"	10.0		99.4	78-129		0.201	30	
Bromochloromethane	12.9		"	10.0		129	77-128	High Bias	0.545	30	
Bromodichloromethane	10.5		"	10.0		105	79-128		0.473	30	
Bromoform	10.0		"	10.0		100	78-133		1.48	30	
Bromomethane	9.51		"	10.0		95.1	43-168		1.16	30	
Carbon tetrachloride	12.8		"	10.0		128	77-141		1.97	30	
Chlorobenzene	9.89		"	10.0		98.9	88-120		1.22	30	
Chloroethane	11.9		"	10.0		119	65-136		1.86	30	
Chloroform	12.4		"	10.0		124	82-128		2.11	30	
Chloromethane	12.1		"	10.0		121	43-155		0.497	30	
cis-1,2-Dichloroethylene	12.1		"	10.0		121	83-129		0.821	30	
cis-1,3-Dichloropropylene	10.4		"	10.0		104	80-131		0.192	30	
Dibromochloromethane	10.1		"	10.0		101	80-130		0.00	30	
Dibromomethane	10.0		"	10.0		100	72-134		2.57	30	
Dichlorodifluoromethane	12.2		"	10.0		122	44-144		1.33	30	
Ethyl Benzene	10.6		"	10.0		106	80-131		1.14	30	
Hexachlorobutadiene	10.4		"	10.0		104	67-146		5.75	30	
Isopropylbenzene	9.92		"	10.0		99.2	76-140		1.93	30	
Methyl tert-butyl ether (MTBE)	11.7		"	10.0		117	76-135		0.938	30	
Methylene chloride	11.8		"	10.0		118	55-137		1.54	30	
Naphthalene	9.36		"	10.0		93.6	70-147		0.213	30	
n-Butylbenzene	10.8		"	10.0		108	79-132		2.54	30	
n-Propylbenzene	10.1		"	10.0		101	78-133		1.20	30	
o-Xylene	9.96		"	10.0		99.6	78-130		0.402	30	



Volatile Organic Compounds by GC/MS - Quality Control Data

York Analytical Laboratories, Inc.

Analyte	Result	Reporting	Units	Spike Level	Source*	%REC	%REC Limits	Flag	RPD	
		Limit			Result				RPD	Limit

Batch BI60191 - EPA 5030B

LCS Dup (BI60191-BSD1)


Prepared & Analyzed: 09/07/2016

p- & m- Xylenes	20.8		ug/L	20.0		104	77-133		0.577	30
p-Isopropyltoluene	10.5		"	10.0		105	81-136		1.53	30
sec-Butylbenzene	9.77		"	10.0		97.7	79-137		2.07	30
Styrene	11.0		"	10.0		110	67-132		0.455	30
tert-Butylbenzene	9.98		"	10.0		99.8	77-138		2.02	30
Tetrachloroethylene	9.25		"	10.0		92.5	82-131		0.432	30
Toluene	10.3		"	10.0		103	80-127		0.583	30
trans-1,2-Dichloroethylene	12.3		"	10.0		123	80-132		0.408	30
trans-1,3-Dichloropropylene	10.1		"	10.0		101	78-131		1.28	30
Trichloroethylene	10.0		"	10.0		100	82-128		0.0996	30
Trichlorofluoromethane	12.4		"	10.0		124	67-139		1.38	30
Vinyl Chloride	12.1		"	10.0		121	58-145		2.00	30
<i>Surrogate: 1,2-Dichloroethane-d4</i>	<i>9.86</i>		<i>"</i>	<i>10.0</i>		<i>98.6</i>	<i>69-130</i>			
<i>Surrogate: Toluene-d8</i>	<i>9.19</i>		<i>"</i>	<i>10.0</i>		<i>91.9</i>	<i>81-117</i>			
<i>Surrogate: p-Bromofluorobenzene</i>	<i>10.0</i>		<i>"</i>	<i>10.0</i>		<i>100</i>	<i>79-122</i>			



Metals by ICP - Quality Control Data
York Analytical Laboratories, Inc.

Analyte	Result	Reporting Limit	Units	Spike Level	Source* Result	%REC	%REC Limits	Flag	RPD	RPD Limit	Flag
Batch BI60202 - EPA 200.7											
Blank (BI60202-BLK1)											Prepared & Analyzed: 09/07/2016
Iron	ND	0.0200	mg/L								
Duplicate (BI60202-DUP1)											Prepared & Analyzed: 09/07/2016
*Source sample: 16I0062-01 (WQ090116:1205 NP2-10)											
Iron	1.60	0.0222	mg/L		1.65				3.49	20	
Matrix Spike (BI60202-MS1)											Prepared & Analyzed: 09/07/2016
*Source sample: 16I0062-01 (WQ090116:1205 NP2-10)											
Iron	2.39	0.0222	mg/L	1.11	1.65	66.0	75-125	Low Bias			
Reference (BI60202-SRM1)											Prepared & Analyzed: 09/07/2016
Iron	0.812		ug/mL	0.900		90.3	85-115				
Batch BI60273 - EPA 200.7											
Blank (BI60273-BLK1)											Prepared & Analyzed: 09/08/2016
Iron - Dissolved	ND	0.0200	mg/L								
Duplicate (BI60273-DUP1)											Prepared & Analyzed: 09/08/2016
*Source sample: 16I0062-01 (WQ090116:1205 NP2-10)											
Iron - Dissolved	0.0324	0.0222	mg/L		0.0437				29.8	20	Non-dir.
Matrix Spike (BI60273-MS1)											Prepared & Analyzed: 09/08/2016
*Source sample: 16I0062-01 (WQ090116:1205 NP2-10)											
Iron - Dissolved	1.15	0.0222	mg/L	1.11	0.0437	99.9	75-125				
Reference (BI60273-SRM1)											Prepared & Analyzed: 09/08/2016
Iron - Dissolved	0.935		ug/mL	0.900		104	85-115				



Miscellaneous Physical Parameters - Quality Control Data

York Analytical Laboratories, Inc.


Analyte	Result	Reporting Limit	Units	Spike Level	Source* Result	%REC	%REC Limits	Flag	RPD	RPD Limit	Flag
---------	--------	-----------------	-------	-------------	----------------	------	-------------	------	-----	-----------	------

Batch BI60179 - % Solids Prep

Blank (BI60179-BLK1)


Prepared: 09/06/2016 Analyzed: 09/07/2016

Total Dissolved Solids	ND	10.0	mg/L								
------------------------	----	------	------	--	--	--	--	--	--	--	--



Volatile Analysis Sample Containers

Lab ID	Client Sample ID	Volatile Sample Container
16I0061-01	WQ090116:1200 NP2-6	40mL Clear Vial (pre-pres.) HCl; Cool to 4° C
16I0062-01	WQ090116:1205 NP2-10	250mL Plastic pH <2 w/ HNO3



Notes and Definitions

QL-02	This LCS analyte is outside Laboratory Recovery limits due the analyte behavior using the referenced method. The reference method has certain limitations with respect to analytes of this nature.
M-RPD	Sample conc. <5 X reporting limit.
M-HCSpk	Sample conc. >10 X spike conc.
J	Detected below the Reporting Limit but greater than or equal to the Method Detection Limit (MDL/LOD) or in the case of a TIC, the result is an estimated concentration.
ICV-E	The value reported is ESTIMATED. The value is estimated due to its behavior during initial calibration verification (recovery exceeded 30% of expected value).

*	Analyte is not certified or the state of the samples origination does not offer certification for the Analyte.
ND	NOT DETECTED - the analyte is not detected at the Reported to level (LOQ/RL or LOD/MDL)
RL	REPORTING LIMIT - the minimum reportable value based upon the lowest point in the analyte calibration curve.
LOQ	LIMIT OF QUANTITATION - the minimum concentration of a target analyte that can be reported within a specified degree of confidence. This is the lowest point in an analyte calibration curve that has been subjected to all steps of the processing/analysis and verified to meet defined criteria. This is based upon NELAC 2009 Standards and applies to all analyses.
LOD	LIMIT OF DETECTION - a verified estimate of the minimum concentration of a substance in a given matrix that an analytical process can reliably detect. This is based upon NELAC 2009 Standards and applies to all analyses conducted under the auspices of EPA SW-846.
MDL	METHOD DETECTION LIMIT - a statistically derived estimate of the minimum amount of a substance an analytical system can reliably detect with a 99% confidence that the concentration of the substance is greater than zero. This is based upon 40 CFR Part 136 Appendix B and applies only to EPA 600 and 200 series methods.
Reported to	This indicates that the data for a particular analysis is reported to either the LOD/MDL, or the LOQ/RL. In cases where the "Reported to" is located above the LOD/MDL, any value between this and the LOQ represents an estimated value which is "J" flagged accordingly. This applies to volatile and semi-volatile target compounds only.
NR	Not reported
RPD	Relative Percent Difference
Wet	The data has been reported on an as-received (wet weight) basis
Low Bias	Low Bias flag indicates that the recovery of the flagged analyte is below the laboratory or regulatory lower control limit. The data user should take note that this analyte may be biased low but should evaluate multiple lines of evidence including the LCS and site-specific MS/MSD data to draw bias conclusions. In cases where no site-specific MS/MSD was requested, only the LCS data can be used to evaluate such bias.
High Bias	High Bias flag indicates that the recovery of the flagged analyte is above the laboratory or regulatory upper control limit. The data user should take note that this analyte may be biased high but should evaluate multiple lines of evidence including the LCS and site-specific MS/MSD data to draw bias conclusions. In cases where no site-specific MS/MSD was requested, only the LCS data can be used to evaluate such bias.
Non-Dir.	Non-dir. flag (Non-Directional Bias) indicates that the Relative Percent Difference (RPD) (a measure of precision) among the MS and MSD data is outside the laboratory or regulatory control limit. This alerts the data user where the MS and MSD are from site-specific samples that the RPD is high due to either non-homogeneous distribution of target analyte between the MS/MSD or indicates poor reproducibility for other reasons.


If EPA SW-846 method 8270 is included herein it is noted that the target compound N-nitrosodiphenylamine (NDPA) decomposes in the gas chromatographic inlet and cannot be separated from diphenylamine (DPA). These results could actually represent 100% DPA, 100% NDPA or some combination of the two. For this reason, York reports the combined result for n-nitrosodiphenylamine and diphenylamine for either of these compounds as a combined concentration as Diphenylamine.

If Total PCBs are detected and the target aroclors reported are "Not detected", the Total PCB value is reported due to the presence of either or both Aroclors 1262 and 1268 which are non-target aroclors for some regulatory lists.

2-chloroethylvinyl ether readily breaks down under acidic conditions. Samples that are acid preserved, including standards will exhibit breakdown. The data user should take note.

Certification for pH is no longer offered by NYDOH ELAP.

Semi-Volatile and Volatile analyses are reported down to the LOD/MDL, with values between the LOD/MDL and the LOQ being "J" flagged as estimated results.



For analyses by EPA SW-846-8270D, the Limit of Quantitation (LOQ) reported for benzidine is based upon the lowest standard used for calibration and is not a verified LOQ due to this compound's propensity for oxidative losses during extraction/concentration procedures and non-reproducible chromatographic performance.

YORK


ANALYTICAL LABORATORIES, INC.

120 RESEARCH DR. STRATFORD, CT 06615
(203) 325-1371 FAX (203) 357-0166

Field Chain-of-Custody Record

NOTE: York's Std. Terms & Conditions are listed on the back side of this document.
This document serves as your written authorization to York to proceed with the analyses requested and your signature binds you to York's Std. Terms & Conditions.

York Project No. 16I0061

YOUR Information Company: <u>LBG</u> Address: <u>4 Research Dr, Suite 301 Shelton, CT 06484</u> Phone No. <u>203-929-8555</u> Contact Person: <u>Tunde Sandor</u> E-Mail Address: <u>TSandor@LBGCT.com</u>	Report To: Company: <u>Same</u> Address: _____ Phone No. _____ Attention: _____ E-Mail Address: _____	Invoice To: Company: <u>Same</u> Address: _____ Phone No. _____ Attention: _____ E-Mail Address: _____	YOUR Project ID <u>Rowe Industries.</u> Purchase Order No. <u>NABSA6.</u> Samples from: CT <u>NY</u> X NJ	Turn-Around Time RUSH - Same Day <input type="checkbox"/> RUSH - Next Day <input type="checkbox"/> RUSH - Two Day <input type="checkbox"/> RUSH - Three Day <input type="checkbox"/> RUSH - Four Day <input type="checkbox"/> Standard(5-7 Days) <input checked="" type="checkbox"/>	Report Type Summary Report <u>X, pdf</u> Summary w/ QA Summary <u>X, pdf</u> CT RCP Package _____ CTRCP DQA/DUE Pkg _____ NY ASP A Package _____ NY ASP B Package <u>NP2-10 only, pdf.</u> NJDEP Red. Deliv. _____ Electronic Data Deliverables (EDD) _____ Simple Excel <u>X</u> NYSDEC EQulS _____ EQulS (std) _____ EZ-EDD (EQulS) _____ NJDEP SRP HazSite EDD _____ GIS/KEY (std) _____ Other _____ York Regulatory Comparison _____ Excel Spreadsheet _____ Compare to the following Regs. (please fill in): _____																																																																																											
Print Clearly and Legibly. All Information must be complete. Samples will NOT be logged in and the turn-around time clock will not begin until any questions by York are resolved.																																																																																																
Matrix Codes S - soil Other - specify (oil, etc.) WW - wastewater GW - groundwater DW - drinking water Air-A - ambient air Air-SV - soil vapor		<table border="1" style="width:100%; border-collapse: collapse;"> <tr> <th>Volatiles</th> <th>Semi-Vols.</th> <th>Pest/Chlor</th> <th>Metals</th> <th>Misc. Org.</th> <th>Fall Lists</th> <th>Misc.</th> </tr> <tr> <td>8260 full TICs</td> <td>8270 or 625</td> <td>8082 PCB</td> <td>RCRAB</td> <td>TPH ORO</td> <td>Pr. Poll.</td> <td>Corrosivity</td> </tr> <tr> <td>624 Site Spec</td> <td>STARS list</td> <td>8081 Pest</td> <td>FP13 list</td> <td>TPH DRO</td> <td>TCL Organics</td> <td>Reactivity</td> </tr> <tr> <td>STARS list Nassau Co.</td> <td>BN Only</td> <td>8151 Herb</td> <td>TAL</td> <td>CT ETPH</td> <td>TAL MetCN</td> <td>Ignitability</td> </tr> <tr> <td>BTEX Suffolk Co.</td> <td>Acids Only</td> <td>CT RCP</td> <td>CT15 list</td> <td>NY 310-13</td> <td>Full TCLP</td> <td>Flash Point</td> </tr> <tr> <td>MTBE Ketones</td> <td>PAH list</td> <td>App. IX</td> <td>TAQM list</td> <td>TPH 1664</td> <td>Full App IX</td> <td>Sieve Anal.</td> </tr> <tr> <td>TCL list Organics</td> <td>TAQM list</td> <td>Site Spec.</td> <td>NJDEP list</td> <td>Air TO14A</td> <td>Part 360 Routine</td> <td>Heterotrophs</td> </tr> <tr> <td>TAQM list TCLP list</td> <td>CT RCP list</td> <td>SPL or TCLP</td> <td>Total</td> <td>Air TO15</td> <td>Part 360 Baseline</td> <td>TOX</td> </tr> <tr> <td>CT RCP list 524.2</td> <td>TCL list</td> <td>TCLP Pest</td> <td>Dissolved</td> <td>Air STARS</td> <td>Part 360 Dissolved</td> <td>BTU/W.</td> </tr> <tr> <td>Arom. only 502.2</td> <td>NJDEP list</td> <td>TCLP Herb</td> <td>SPL or TCLP</td> <td>Air VPH</td> <td>Part 360 Metals</td> <td>Aquatic Tox.</td> </tr> <tr> <td>Halog. only NJDEP list</td> <td>App. IX</td> <td>Chlordane</td> <td>Indic Metals</td> <td>Air TICs</td> <td>NYCDEP Power</td> <td>TDC</td> </tr> <tr> <td>App. IX list SPL or TCLP</td> <td>TCLP BNA</td> <td>608 Pest</td> <td>LIST Below</td> <td>Methane</td> <td>NYSDEC Cases</td> <td>Asbestos</td> </tr> <tr> <td>8021B list</td> <td>SPL or TCLP</td> <td>608 PCB</td> <td>Heliox</td> <td>TAGM</td> <td>Sites</td> <td></td> </tr> </table>				Volatiles	Semi-Vols.	Pest/Chlor	Metals	Misc. Org.	Fall Lists	Misc.	8260 full TICs	8270 or 625	8082 PCB	RCRAB	TPH ORO	Pr. Poll.	Corrosivity	624 Site Spec	STARS list	8081 Pest	FP13 list	TPH DRO	TCL Organics	Reactivity	STARS list Nassau Co.	BN Only	8151 Herb	TAL	CT ETPH	TAL MetCN	Ignitability	BTEX Suffolk Co.	Acids Only	CT RCP	CT15 list	NY 310-13	Full TCLP	Flash Point	MTBE Ketones	PAH list	App. IX	TAQM list	TPH 1664	Full App IX	Sieve Anal.	TCL list Organics	TAQM list	Site Spec.	NJDEP list	Air TO14A	Part 360 Routine	Heterotrophs	TAQM list TCLP list	CT RCP list	SPL or TCLP	Total	Air TO15	Part 360 Baseline	TOX	CT RCP list 524.2	TCL list	TCLP Pest	Dissolved	Air STARS	Part 360 Dissolved	BTU/W.	Arom. only 502.2	NJDEP list	TCLP Herb	SPL or TCLP	Air VPH	Part 360 Metals	Aquatic Tox.	Halog. only NJDEP list	App. IX	Chlordane	Indic Metals	Air TICs	NYCDEP Power	TDC	App. IX list SPL or TCLP	TCLP BNA	608 Pest	LIST Below	Methane	NYSDEC Cases	Asbestos	8021B list	SPL or TCLP	608 PCB	Heliox	TAGM	Sites	
Volatiles	Semi-Vols.	Pest/Chlor	Metals	Misc. Org.	Fall Lists	Misc.																																																																																										
8260 full TICs	8270 or 625	8082 PCB	RCRAB	TPH ORO	Pr. Poll.	Corrosivity																																																																																										
624 Site Spec	STARS list	8081 Pest	FP13 list	TPH DRO	TCL Organics	Reactivity																																																																																										
STARS list Nassau Co.	BN Only	8151 Herb	TAL	CT ETPH	TAL MetCN	Ignitability																																																																																										
BTEX Suffolk Co.	Acids Only	CT RCP	CT15 list	NY 310-13	Full TCLP	Flash Point																																																																																										
MTBE Ketones	PAH list	App. IX	TAQM list	TPH 1664	Full App IX	Sieve Anal.																																																																																										
TCL list Organics	TAQM list	Site Spec.	NJDEP list	Air TO14A	Part 360 Routine	Heterotrophs																																																																																										
TAQM list TCLP list	CT RCP list	SPL or TCLP	Total	Air TO15	Part 360 Baseline	TOX																																																																																										
CT RCP list 524.2	TCL list	TCLP Pest	Dissolved	Air STARS	Part 360 Dissolved	BTU/W.																																																																																										
Arom. only 502.2	NJDEP list	TCLP Herb	SPL or TCLP	Air VPH	Part 360 Metals	Aquatic Tox.																																																																																										
Halog. only NJDEP list	App. IX	Chlordane	Indic Metals	Air TICs	NYCDEP Power	TDC																																																																																										
App. IX list SPL or TCLP	TCLP BNA	608 Pest	LIST Below	Methane	NYSDEC Cases	Asbestos																																																																																										
8021B list	SPL or TCLP	608 PCB	Heliox	TAGM	Sites																																																																																											
Samples Collected/Authorized By (Signature)  Name (printed) <u>Evan Foster</u>																																																																																																
Sample Identification	Date Sampled	Sample Matrix	Choose Analyses Needed from the Menu Above and Enter Below			Container Description(s)																																																																																										
<u>WQ090116:1200 NP2-6</u>	<u>9-1-16</u>	<u>GW</u>	<u>R360 list (EPA SWP45-R260A) plus from #3</u>			<u>3 Uca's</u>																																																																																										
<u>WQ090116:1205 NP2-10</u>	<u>9-1-16</u>	<u>GW</u>	<u>Fe by EPA 800.71 Fe, Dissolved by EPA 6010 (SWP46-6010A) / VCLs R360 list (EPA SWP45-R260A) plus from #3 / TDS (SH 2540 G)</u>			<u>3 Uca's ; 3 plastic</u>																																																																																										
Comments Preservation <input checked="" type="checkbox"/> Frozen <input checked="" type="checkbox"/> HCl <input checked="" type="checkbox"/> MeOH <input type="checkbox"/> Check these Applicable <input type="checkbox"/> ZnAc <input type="checkbox"/> Ascorbic Acid <input type="checkbox"/> Special Instructions _____ Field Filtered <input type="checkbox"/> Lab to Filter <input type="checkbox"/>		Samples Relinquished By <u>[Signature]</u> Date/Time <u>9-2-16 FOU</u> Samples Relinquished By _____ Date/Time _____		HNO ₃ <input checked="" type="checkbox"/> H ₂ O <input checked="" type="checkbox"/> NaOH <input checked="" type="checkbox"/> Other <u>[Signature]</u> <u>9/2/16 1100</u> Samples Received By <u>Lbg Fridge</u> Date/Time <u>9-2-16 800</u> Samples Received In Lab by <u>[Signature]</u> Date/Time <u>9/2/16 1217</u>		Temperature on Receipt <u>4.6 °C</u>																																																																																										

YORK

ANALYTICAL LABORATORIES, INC.

120 RESEARCH DR. STRATFORD, CT 06615
(803) 325-1371 FAX (803) 357-0166

Field Chain-of-Custody Record

NOTE: York's Std. Terms & Conditions are listed on the back side of this document.
This document serves as your written authorization to York to proceed with the analyses requested and your signature binds you to York's Std. Terms & Conditions.

York Project No. 16I0067

YOUR Information		Report To:	Invoice To:	YOUR Project ID	Turn-Around Time	Report Type
Company: <u>LBG</u>	Company: <u>Same</u>	Company: <u>Same</u>	Company: <u>Same</u>	<u>Rowe Industries.</u>	RUSH - Same Day <input type="checkbox"/>	Summary Report: <u>X, pdf</u>
Address: <u>4 Research Dr. Suite 301</u>	Address: <u>Same</u>	Address: <u>Same</u>	Address: <u>Same</u>		RUSH - Next Day <input type="checkbox"/>	Summary w/ QA Summary: <u>X, pdf</u>
Phone No. <u>203-929-8555</u>	Phone No. <u>Same</u>	Phone No. <u>Same</u>	Phone No. <u>Same</u>		RUSH - Two Day <input type="checkbox"/>	CT RCP Package <u> </u>
Contact Person: <u>Jude Sandor</u>	Attention: <u>Same</u>	Attention: <u>Same</u>	Attention: <u>Same</u>	Purchase Order No.	RUSH - Three Day <input type="checkbox"/>	CTRCP DQA/DUE Pkg <u> </u>
E-Mail Address: <u>JSandor@LBGCT.com</u>	E-Mail Address: <u>Same</u>	E-Mail Address: <u>Same</u>	E-Mail Address: <u>Same</u>	<u>NABSA6.</u>	RUSH - Four Day <input type="checkbox"/>	NY ASP A Package <u> </u>
				Samples from: CT <u> </u> NY <u>X</u> NJ <u> </u>	Standard(5-7 Days) <input checked="" type="checkbox"/>	NY ASP B Package <u>NP2-to only, pdf.</u>
						NJDEP Red. Deliv. <u> </u>

Print Clearly and Legibly. All Information must be complete. Samples will NOT be logged in and the turn-around time clock will not begin until any questions by York are resolved.

[Signature]


Samples Collected/Authorized By (Signature)

EVAN FOSTER
Name (printed)

Volatiles	Semi-Vols	PCRB	Metals	Misc. Org.	Full Lists	Misc.
8260 full TICr 624 Site Spec STARS list BTEX Suffolk Co. MTBE Ketones TCL list TAGM list CT RCP list Aroam. only Halog. only App. IX list 8021B list	Nessus Co. Acids Only TAH list TAGM list TCLP list 524.2 NJDEP list App. IX list SPL Per TCLP	8170 or 623 STARS list BN Only Acids Only TAH list TAGM list CT RCP list TCL list NJDEP list App. IX list SPL Per TCLP	8082 PCB RCRAB PP13 list 8151 Herb TAL CT15 list NY 310-13 TPH 1664 NIJDEP list Site Spec. SPL Per TCLP Total Dissolved TCLP Herb SPL Per TCLP Chlordane 608 Pest 608 PCB	TPH GRO TPH DRO CT ETPH NY 310-13 TPH 1664 Air TO14A Air TO15 Air STARS Air VPH Air TICs Methane Helium	Pri. Poll. TCL Oggsia TAL MatCN Fall TCLP Full App IX Part 360-Residue Part 360-Residue Part 360-Residue NYDEP NYDEP TAGM	Conductivity Reactivity Ignitability Flash Point Sieve Anal. Heteroatoms TOX BTU/A Aquatic Tox. TOC Asbestos Silica

Sample Identification	Date Sampled	Sample Matrix	Choose Analyses Needed from the Menu Above and Enter Below	Container Description(s)
<u>WQ090116-1200 NP2-6</u>	<u>9-1-16</u>	<u>GW</u>	<u>P260 list (EPA SW845-P260b) plus from H3</u>	<u>3 vials</u>
<u>WQ090116-1205 NP2-10</u>	<u>9-1-16</u>	<u>GW</u>	<u>Fe by EPA 800-71 Fe, Dissolved by EPA 8010 (SW845-8010a) / VOLs P260 list (EPA SW845-P260a) plus from H3 / TO9 (SH 2540c)</u>	<u>3 vials; 3 plastic</u>

Comments	Preservation Check those Applicable	4°C <input checked="" type="checkbox"/> Frozen <input type="checkbox"/> HCl <input checked="" type="checkbox"/> MeOH <input type="checkbox"/> ZnAc <input type="checkbox"/> Ascorbic Acid <input type="checkbox"/>	HNO ₃ <input checked="" type="checkbox"/> H ₂ O <input type="checkbox"/> NaOH <input type="checkbox"/> Other <u>Edging 7/2/16 1100</u>	Temperature on Receipt <u>4.6 °C</u>
	Special Instructions	<u>9-2-16 F00</u>	<u>LBG fridge 9-2-16 800</u>	
	Field Filtered <input type="checkbox"/> Lab to Filter <input type="checkbox"/>	Samples Relinquished By <u>[Signature]</u> Date/Time <u>9/2/16 1217</u>	Samples Received By <u>[Signature]</u> Date/Time <u>9/2/16 1217</u>	
		Samples Relinquished By _____ Date/Time _____	Samples Received in LAB by _____ Date/Time _____	



Technical Report

prepared for:

Leggette Brashears & Graham Shelton Office

4 Research Drive, Suite 204

Shelton CT, 06484

Attention: Tunde Komuves-Sandor

Report Date: 09/28/2016

Client Project ID: Rowe Industries

York Project (SDG) No.: 16I0692

CT Cert. No. PH-0723

New Jersey Cert. No. CT-005



New York Cert. No. 10854

PA Cert. No. 68-04440

Report Date: 09/28/2016
Client Project ID: Rowe Industries
York Project (SDG) No.: 16I0692

Leggette Brashears & Graham Shelton Office
4 Research Drive, Suite 204
Shelton CT, 06484
Attention: Tunde Komuves-Sandor

Purpose and Results

This report contains the analytical data for the sample(s) identified on the attached chain-of-custody received in our laboratory on September 20, 2016 and listed below. The project was identified as your project: **Rowe Industries**.

The analyses were conducted utilizing appropriate EPA, Standard Methods, and ASTM methods as detailed in the data summary tables.

All samples were received in proper condition meeting the customary acceptance requirements for environmental samples except those indicated under the Notes section of this report.

All analyses met the method and laboratory standard operating procedure requirements except as indicated by any data flags, the meaning of which are explained in the attachment to this report, and case narrative if applicable.

The results of the analyses, which are all reported on dry weight basis (soils) unless otherwise noted, are detailed in the following pages.

Please contact Client Services at 203.325.1371 with any questions regarding this report.

<u>York Sample ID</u>	<u>Client Sample ID</u>	<u>Matrix</u>	<u>Date Collected</u>	<u>Date Received</u>
16I0692-01	WQ091616:1300 NP2-6	Water	09/16/2016	09/20/2016
16I0694-01	WQ091616:1305 NP-10	Water	09/16/2016	09/20/2016

General Notes for York Project (SDG) No.: 16I0692

1. The RLs and MDLs (Reporting Limit and Method Detection Limit respectively) reported are adjusted for any dilution necessary due to the levels of target and/or non-target analytes and matrix interference. The RL(REPORTING LIMIT) is based upon the lowest standard utilized for the calibration where applicable.
2. Samples are retained for a period of thirty days after submittal of report, unless other arrangements are made.
3. York's liability for the above data is limited to the dollar value paid to York for the referenced project.
4. This report shall not be reproduced without the written approval of York Analytical Laboratories, Inc.
5. All samples were received in proper condition for analysis with proper documentation, unless otherwise noted.
6. All analyses conducted met method or Laboratory SOP requirements. See the Qualifiers and/or Narrative sections for further information.
7. It is noted that no analyses reported herein were subcontracted to another laboratory, unless noted in the report.
8. This report reflects results that relate only to the samples submitted on the attached chain-of-custody form(s) received by York.


Approved By:



Benjamin Gulizia
Laboratory Director

Date: 09/28/2016





Sample Information

Client Sample ID: WQ091616:1300 NP2-6

York Sample ID: 1610692-01

<u>York Project (SDG) No.</u> 1610692	<u>Client Project ID</u> Rowe Industries	<u>Matrix</u> Water	<u>Collection Date/Time</u> September 16, 2016 1:00 pm	<u>Date Received</u> 09/20/2016
--	---	------------------------	---	------------------------------------


Volatile Organics, 8260 List - Low Level

Log-in Notes:

Sample Notes:

Sample Prepared by Method: EPA 5030B

CAS No.	Parameter	Result	Flag	Units	Reported to LOD/MDL	LOQ	Dilution	Reference Method	Date/Time Prepared	Date/Time Analyzed	Analyst
630-20-6	1,1,1,2-Tetrachloroethane	ND		ug/L	0.20	0.50	1	EPA 8260C Certifications: CTDOH,NELAC-NY10854,NJDEP	09/27/2016 16:55	09/28/2016 06:32	SS
71-55-6	1,1,1-Trichloroethane	ND		ug/L	0.20	0.50	1	EPA 8260C Certifications: CTDOH,NELAC-NY10854,NJDEP	09/27/2016 16:55	09/28/2016 06:32	SS
79-34-5	1,1,2,2-Tetrachloroethane	ND		ug/L	0.20	0.50	1	EPA 8260C Certifications: CTDOH,NELAC-NY10854,NJDEP	09/27/2016 16:55	09/28/2016 06:32	SS
76-13-1	1,1,2-Trichloro-1,2,2-trifluoroethane (Freon 113)	ND		ug/L	0.20	0.50	1	EPA 8260C Certifications: CTDOH,NELAC-NY10854,NJDEP	09/27/2016 16:55	09/28/2016 06:32	SS
79-00-5	1,1,2-Trichloroethane	ND		ug/L	0.20	0.50	1	EPA 8260C Certifications: CTDOH,NELAC-NY10854,NJDEP	09/27/2016 16:55	09/28/2016 06:32	SS
75-34-3	1,1-Dichloroethane	ND		ug/L	0.20	0.50	1	EPA 8260C Certifications: CTDOH,NELAC-NY10854,NJDEP	09/27/2016 16:55	09/28/2016 06:32	SS
75-35-4	1,1-Dichloroethylene	ND		ug/L	0.20	0.50	1	EPA 8260C Certifications: CTDOH,NELAC-NY10854,NJDEP	09/27/2016 16:55	09/28/2016 06:32	SS
563-58-6	1,1-Dichloropropylene	ND		ug/L	0.20	0.50	1	EPA 8260C Certifications: NELAC-NY10854,NJDEP	09/27/2016 16:55	09/28/2016 06:32	SS
87-61-6	1,2,3-Trichlorobenzene	ND		ug/L	0.20	0.50	1	EPA 8260C Certifications: NELAC-NY10854,NJDEP	09/27/2016 16:55	09/28/2016 06:32	SS
96-18-4	1,2,3-Trichloropropane	ND		ug/L	0.20	0.50	1	EPA 8260C Certifications: NELAC-NY10854,NJDEP	09/27/2016 16:55	09/28/2016 06:32	SS
120-82-1	1,2,4-Trichlorobenzene	ND		ug/L	0.20	0.50	1	EPA 8260C Certifications: NELAC-NY10854,NJDEP	09/27/2016 16:55	09/28/2016 06:32	SS
95-63-6	1,2,4-Trimethylbenzene	ND		ug/L	0.20	0.50	1	EPA 8260C Certifications: CTDOH,NELAC-NY10854,NJDEP	09/27/2016 16:55	09/28/2016 06:32	SS
96-12-8	1,2-Dibromo-3-chloropropane	ND		ug/L	0.20	0.50	1	EPA 8260C Certifications: CTDOH,NELAC-NY10854,NJDEP	09/27/2016 16:55	09/28/2016 06:32	SS
106-93-4	1,2-Dibromoethane	ND		ug/L	0.20	0.50	1	EPA 8260C Certifications: CTDOH,NELAC-NY10854,NJDEP	09/27/2016 16:55	09/28/2016 06:32	SS
95-50-1	1,2-Dichlorobenzene	ND		ug/L	0.20	0.50	1	EPA 8260C Certifications: CTDOH,NELAC-NY10854,NJDEP	09/27/2016 16:55	09/28/2016 06:32	SS
107-06-2	1,2-Dichloroethane	ND		ug/L	0.20	0.50	1	EPA 8260C Certifications: CTDOH,NELAC-NY10854,NJDEP	09/27/2016 16:55	09/28/2016 06:32	SS
78-87-5	1,2-Dichloropropane	ND		ug/L	0.20	0.50	1	EPA 8260C Certifications: CTDOH,NELAC-NY10854,NJDEP	09/27/2016 16:55	09/28/2016 06:32	SS
108-67-8	1,3,5-Trimethylbenzene	ND		ug/L	0.20	0.50	1	EPA 8260C Certifications: CTDOH,NELAC-NY10854,NJDEP	09/27/2016 16:55	09/28/2016 06:32	SS
541-73-1	1,3-Dichlorobenzene	ND		ug/L	0.20	0.50	1	EPA 8260C Certifications: CTDOH,NELAC-NY10854,NJDEP	09/27/2016 16:55	09/28/2016 06:32	SS
142-28-9	1,3-Dichloropropane	ND		ug/L	0.20	0.50	1	EPA 8260C Certifications: NELAC-NY10854,NJDEP	09/27/2016 16:55	09/28/2016 06:32	SS
106-46-7	1,4-Dichlorobenzene	ND		ug/L	0.20	0.50	1	EPA 8260C Certifications: CTDOH,NELAC-NY10854,NJDEP	09/27/2016 16:55	09/28/2016 06:32	SS
594-20-7	2,2-Dichloropropane	ND		ug/L	0.20	0.50	1	EPA 8260C Certifications: NELAC-NY10854,NJDEP	09/27/2016 16:55	09/28/2016 06:32	SS
95-49-8	2-Chlorotoluene	ND		ug/L	0.20	0.50	1	EPA 8260C Certifications: CTDOH,NELAC-NY10854,NJDEP	09/27/2016 16:55	09/28/2016 06:32	SS



Sample Information

Client Sample ID: WQ091616:1300 NP2-6

York Sample ID: 1610692-01

York Project (SDG) No.

Client Project ID

Matrix

Collection Date/Time

Date Received

1610692

Rowe Industries

Water

September 16, 2016 1:00 pm

09/20/2016


Volatile Organics, 8260 List - Low Level

Log-in Notes:

Sample Notes:

Sample Prepared by Method: EPA 5030B

CAS No.	Parameter	Result	Flag	Units	Reported to LOD/MDL	LOQ	Dilution	Reference Method	Date/Time Prepared	Date/Time Analyzed	Analyst
591-78-6	2-Hexanone	ND		ug/L	0.20	0.50	1	EPA 8260C Certifications: CTDOH,NELAC-NY10854,NJDEP	09/27/2016 16:55	09/28/2016 06:32	SS
106-43-4	4-Chlorotoluene	ND		ug/L	0.20	0.50	1	EPA 8260C Certifications: CTDOH,NELAC-NY10854,NJDEP	09/27/2016 16:55	09/28/2016 06:32	SS
67-64-1	Acetone	ND		ug/L	1.0	2.0	1	EPA 8260C Certifications: CTDOH,NELAC-NY10854,NJDEP	09/27/2016 16:55	09/28/2016 06:32	SS
71-43-2	Benzene	ND		ug/L	0.20	0.50	1	EPA 8260C Certifications: CTDOH,NELAC-NY10854,NJDEP	09/27/2016 16:55	09/28/2016 06:32	SS
108-86-1	Bromobenzene	ND		ug/L	0.20	0.50	1	EPA 8260C Certifications: NELAC-NY10854,NJDEP	09/27/2016 16:55	09/28/2016 06:32	SS
74-97-5	Bromochloromethane	ND		ug/L	0.20	0.50	1	EPA 8260C Certifications: NELAC-NY10854,NJDEP	09/27/2016 16:55	09/28/2016 06:32	SS
75-27-4	Bromodichloromethane	ND		ug/L	0.20	0.50	1	EPA 8260C Certifications: CTDOH,NELAC-NY10854,NJDEP	09/27/2016 16:55	09/28/2016 06:32	SS
75-25-2	Bromoform	ND		ug/L	0.20	0.50	1	EPA 8260C Certifications: CTDOH,NELAC-NY10854,NJDEP	09/27/2016 16:55	09/28/2016 06:32	SS
74-83-9	Bromomethane	ND		ug/L	0.20	2.0	1	EPA 8260C Certifications: CTDOH,NELAC-NY10854,NJDEP	09/27/2016 16:55	09/28/2016 06:32	SS
56-23-5	Carbon tetrachloride	ND		ug/L	0.20	0.50	1	EPA 8260C Certifications: CTDOH,NELAC-NY10854,NJDEP	09/27/2016 16:55	09/28/2016 06:32	SS
108-90-7	Chlorobenzene	ND		ug/L	0.20	0.50	1	EPA 8260C Certifications: CTDOH,NELAC-NY10854,NJDEP	09/27/2016 16:55	09/28/2016 06:32	SS
75-00-3	Chloroethane	ND		ug/L	0.20	0.50	1	EPA 8260C Certifications: CTDOH,NELAC-NY10854,NJDEP	09/27/2016 16:55	09/28/2016 06:32	SS
67-66-3	Chloroform	ND		ug/L	0.20	0.50	1	EPA 8260C Certifications: CTDOH,NELAC-NY10854,NJDEP	09/27/2016 16:55	09/28/2016 06:32	SS
74-87-3	Chloromethane	ND		ug/L	0.20	0.50	1	EPA 8260C Certifications: CTDOH,NELAC-NY10854,NJDEP	09/27/2016 16:55	09/28/2016 06:32	SS
156-59-2	cis-1,2-Dichloroethylene	ND		ug/L	0.20	0.50	1	EPA 8260C Certifications: CTDOH,NELAC-NY10854,NJDEP	09/27/2016 16:55	09/28/2016 06:32	SS
10061-01-5	cis-1,3-Dichloropropylene	ND		ug/L	0.20	0.50	1	EPA 8260C Certifications: CTDOH,NELAC-NY10854,NJDEP	09/27/2016 16:55	09/28/2016 06:32	SS
124-48-1	Dibromochloromethane	ND		ug/L	0.20	0.50	1	EPA 8260C Certifications: CTDOH,NELAC-NY10854,NJDEP	09/27/2016 16:55	09/28/2016 06:32	SS
74-95-3	Dibromomethane	ND		ug/L	0.20	0.50	1	EPA 8260C Certifications: NELAC-NY10854,NJDEP	09/27/2016 16:55	09/28/2016 06:32	SS
75-71-8	Dichlorodifluoromethane	ND		ug/L	0.20	0.50	1	EPA 8260C Certifications: NELAC-NY10854,NJDEP	09/27/2016 16:55	09/28/2016 06:32	SS
100-41-4	Ethyl Benzene	ND		ug/L	0.20	0.50	1	EPA 8260C Certifications: CTDOH,NELAC-NY10854,NJDEP	09/27/2016 16:55	09/28/2016 06:32	SS
87-68-3	Hexachlorobutadiene	ND		ug/L	0.20	0.50	1	EPA 8260C Certifications: NELAC-NY10854,NJDEP	09/27/2016 16:55	09/28/2016 06:32	SS
98-82-8	Isopropylbenzene	ND		ug/L	0.20	0.50	1	EPA 8260C Certifications: CTDOH,NELAC-NY10854,NJDEP	09/27/2016 16:55	09/28/2016 06:32	SS
1634-04-4	Methyl tert-butyl ether (MTBE)	ND		ug/L	0.20	0.50	1	EPA 8260C Certifications: CTDOH,NELAC-NY10854,NJDEP	09/27/2016 16:55	09/28/2016 06:32	SS
75-09-2	Methylene chloride	ND		ug/L	1.0	2.0	1	EPA 8260C Certifications: CTDOH,NELAC-NY10854,NJDEP	09/27/2016 16:55	09/28/2016 06:32	SS



Sample Information

Client Sample ID: WQ091616:1300 NP2-6

York Sample ID: 1610692-01

York Project (SDG) No.

Client Project ID

Matrix

Collection Date/Time

Date Received

1610692

Rowe Industries

Water

September 16, 2016 1:00 pm

09/20/2016


Volatile Organics, 8260 List - Low Level

Log-in Notes:

Sample Notes:

Sample Prepared by Method: EPA 5030B

CAS No.	Parameter	Result	Flag	Units	Reported to LOD/MDL	LOQ	Dilution	Reference Method	Date/Time Prepared	Date/Time Analyzed	Analyst
91-20-3	Naphthalene	ND		ug/L	1.0	2.0	1	EPA 8260C Certifications: NELAC-NY10854,NJDEP	09/27/2016 16:55	09/28/2016 06:32	SS
104-51-8	n-Butylbenzene	ND		ug/L	0.20	0.50	1	EPA 8260C Certifications: CTDOH,NELAC-NY10854,NJDEP	09/27/2016 16:55	09/28/2016 06:32	SS
103-65-1	n-Propylbenzene	ND		ug/L	0.20	0.50	1	EPA 8260C Certifications: CTDOH,NELAC-NY10854,NJDEP	09/27/2016 16:55	09/28/2016 06:32	SS
95-47-6	o-Xylene	ND		ug/L	0.20	0.50	1	EPA 8260C Certifications: NELAC-NY10854	09/27/2016 16:55	09/28/2016 06:32	SS
179601-23-1	p- & m- Xylenes	ND		ug/L	0.50	1.0	1	EPA 8260C Certifications: NELAC-NY10854	09/27/2016 16:55	09/28/2016 06:32	SS
99-87-6	p-Isopropyltoluene	ND		ug/L	0.20	0.50	1	EPA 8260C Certifications: CTDOH,NELAC-NY10854,NJDEP	09/27/2016 16:55	09/28/2016 06:32	SS
135-98-8	sec-Butylbenzene	ND		ug/L	0.20	0.50	1	EPA 8260C Certifications: CTDOH,NELAC-NY10854,NJDEP	09/27/2016 16:55	09/28/2016 06:32	SS
100-42-5	Styrene	ND		ug/L	0.20	0.50	1	EPA 8260C Certifications: CTDOH,NELAC-NY10854,NJDEP	09/27/2016 16:55	09/28/2016 06:32	SS
98-06-6	tert-Butylbenzene	ND		ug/L	0.20	0.50	1	EPA 8260C Certifications: CTDOH,NELAC-NY10854,NJDEP	09/27/2016 16:55	09/28/2016 06:32	SS
127-18-4	Tetrachloroethylene	ND		ug/L	0.20	0.50	1	EPA 8260C Certifications: CTDOH,NELAC-NY10854,NJDEP	09/27/2016 16:55	09/28/2016 06:32	SS
108-88-3	Toluene	ND		ug/L	0.20	0.50	1	EPA 8260C Certifications: CTDOH,NELAC-NY10854,NJDEP	09/27/2016 16:55	09/28/2016 06:32	SS
156-60-5	trans-1,2-Dichloroethylene	ND		ug/L	0.20	0.50	1	EPA 8260C Certifications: CTDOH,NELAC-NY10854,NJDEP	09/27/2016 16:55	09/28/2016 06:32	SS
10061-02-6	trans-1,3-Dichloropropylene	ND		ug/L	0.20	0.50	1	EPA 8260C Certifications: CTDOH,NELAC-NY10854,NJDEP	09/27/2016 16:55	09/28/2016 06:32	SS
79-01-6	Trichloroethylene	0.35	J	ug/L	0.20	0.50	1	EPA 8260C Certifications: CTDOH,NELAC-NY10854,NJDEP	09/27/2016 16:55	09/28/2016 06:32	SS
75-69-4	Trichlorofluoromethane	ND		ug/L	0.20	0.50	1	EPA 8260C Certifications: CTDOH,NELAC-NY10854,NJDEP	09/27/2016 16:55	09/28/2016 06:32	SS
75-01-4	Vinyl Chloride	ND		ug/L	0.20	0.50	1	EPA 8260C Certifications: CTDOH,NELAC-NY10854,NJDEP	09/27/2016 16:55	09/28/2016 06:32	SS
1330-20-7	* Xylenes, Total	ND		ug/L	0.60	1.5	1	EPA 8260C Certifications: CTDOH,NJDEP	09/27/2016 16:55	09/28/2016 06:32	SS
Surrogate Recoveries		Result	Acceptance Range								
17060-07-0	Surrogate: 1,2-Dichloroethane-d4	100 %	69-130								
2037-26-5	Surrogate: Toluene-d8	101 %	81-117								
460-00-4	Surrogate: p-Bromofluorobenzene	106 %	79-122								



Sample Information

Client Sample ID: WQ091616:1305 NP-10

York Sample ID: 1610694-01

York Project (SDG) No.

Client Project ID

Matrix

Collection Date/Time

Date Received

1610694

Rowe Industries

Water

September 16, 2016 1:05 pm

09/20/2016


Volatile Organics, 8260 List - Low Level

Log-in Notes:

Sample Notes:

Sample Prepared by Method: EPA 5030B

Table with columns: CAS No., Parameter, Result, Flag, Units, Reported to LOD/MDL, LOQ, Dilution, Reference Method, Date/Time Prepared, Date/Time Analyzed, Analyst. Rows include various chemical compounds like 1,1,1,2-Tetrachloroethane, 1,1,1-Trichloroethane, etc.



Sample Information

Client Sample ID: WQ091616:1305 NP-10

York Sample ID: 1610694-01

York Project (SDG) No.

Client Project ID

Matrix

Collection Date/Time

Date Received

1610694

Rowe Industries

Water

September 16, 2016 1:05 pm

09/20/2016


Volatile Organics, 8260 List - Low Level

Log-in Notes:

Sample Notes:

Sample Prepared by Method: EPA 5030B

CAS No.	Parameter	Result	Flag	Units	Reported to LOD/MDL	LOQ	Dilution	Reference Method	Date/Time Prepared	Date/Time Analyzed	Analyst
106-43-4	4-Chlorotoluene	ND		ug/L	0.20	0.50	1	EPA 8260C Certifications: CTDOH,NELAC-NY10854,NJDEP	09/27/2016 08:02	09/27/2016 15:22	BK
67-64-1	Acetone	ND		ug/L	1.0	2.0	1	EPA 8260C Certifications: CTDOH,NELAC-NY10854,NJDEP	09/27/2016 08:02	09/27/2016 15:22	BK
71-43-2	Benzene	ND		ug/L	0.20	0.50	1	EPA 8260C Certifications: CTDOH,NELAC-NY10854,NJDEP	09/27/2016 08:02	09/27/2016 15:22	BK
108-86-1	Bromobenzene	ND		ug/L	0.20	0.50	1	EPA 8260C Certifications: NELAC-NY10854,NJDEP	09/27/2016 08:02	09/27/2016 15:22	BK
74-97-5	Bromochloromethane	ND		ug/L	0.20	0.50	1	EPA 8260C Certifications: NELAC-NY10854,NJDEP	09/27/2016 08:02	09/27/2016 15:22	BK
75-27-4	Bromodichloromethane	ND		ug/L	0.20	0.50	1	EPA 8260C Certifications: CTDOH,NELAC-NY10854,NJDEP	09/27/2016 08:02	09/27/2016 15:22	BK
75-25-2	Bromoform	ND		ug/L	0.20	0.50	1	EPA 8260C Certifications: CTDOH,NELAC-NY10854,NJDEP	09/27/2016 08:02	09/27/2016 15:22	BK
74-83-9	Bromomethane	ND		ug/L	0.20	0.50	1	EPA 8260C Certifications: CTDOH,NELAC-NY10854,NJDEP	09/27/2016 08:02	09/27/2016 15:22	BK
56-23-5	Carbon tetrachloride	ND		ug/L	0.20	0.50	1	EPA 8260C Certifications: CTDOH,NELAC-NY10854,NJDEP	09/27/2016 08:02	09/27/2016 15:22	BK
108-90-7	Chlorobenzene	ND		ug/L	0.20	0.50	1	EPA 8260C Certifications: CTDOH,NELAC-NY10854,NJDEP	09/27/2016 08:02	09/27/2016 15:22	BK
75-00-3	Chloroethane	ND		ug/L	0.20	0.50	1	EPA 8260C Certifications: CTDOH,NELAC-NY10854,NJDEP	09/27/2016 08:02	09/27/2016 15:22	BK
67-66-3	Chloroform	ND		ug/L	0.20	0.50	1	EPA 8260C Certifications: CTDOH,NELAC-NY10854,NJDEP	09/27/2016 08:02	09/27/2016 15:22	BK
74-87-3	Chloromethane	ND		ug/L	0.20	0.50	1	EPA 8260C Certifications: CTDOH,NELAC-NY10854,NJDEP	09/27/2016 08:02	09/27/2016 15:22	BK
156-59-2	cis-1,2-Dichloroethylene	ND		ug/L	0.20	0.50	1	EPA 8260C Certifications: CTDOH,NELAC-NY10854,NJDEP	09/27/2016 08:02	09/27/2016 15:22	BK
10061-01-5	cis-1,3-Dichloropropylene	ND		ug/L	0.20	0.50	1	EPA 8260C Certifications: CTDOH,NELAC-NY10854,NJDEP	09/27/2016 08:02	09/27/2016 15:22	BK
124-48-1	Dibromochloromethane	ND		ug/L	0.20	0.50	1	EPA 8260C Certifications: CTDOH,NELAC-NY10854,NJDEP	09/27/2016 08:02	09/27/2016 15:22	BK
74-95-3	Dibromomethane	ND		ug/L	0.20	0.50	1	EPA 8260C Certifications: NELAC-NY10854,NJDEP	09/27/2016 08:02	09/27/2016 15:22	BK
75-71-8	Dichlorodifluoromethane	ND		ug/L	0.20	0.50	1	EPA 8260C Certifications: NELAC-NY10854,NJDEP	09/27/2016 08:02	09/27/2016 15:22	BK
100-41-4	Ethyl Benzene	ND		ug/L	0.20	0.50	1	EPA 8260C Certifications: CTDOH,NELAC-NY10854,NJDEP	09/27/2016 08:02	09/27/2016 15:22	BK
87-68-3	Hexachlorobutadiene	ND		ug/L	0.20	0.50	1	EPA 8260C Certifications: NELAC-NY10854,NJDEP	09/27/2016 08:02	09/27/2016 15:22	BK
98-82-8	Isopropylbenzene	ND		ug/L	0.20	0.50	1	EPA 8260C Certifications: CTDOH,NELAC-NY10854,NJDEP	09/27/2016 08:02	09/27/2016 15:22	BK
1634-04-4	Methyl tert-butyl ether (MTBE)	ND		ug/L	0.20	0.50	1	EPA 8260C Certifications: CTDOH,NELAC-NY10854,NJDEP	09/27/2016 08:02	09/27/2016 15:22	BK
75-09-2	Methylene chloride	ND		ug/L	1.0	2.0	1	EPA 8260C Certifications: CTDOH,NELAC-NY10854,NJDEP	09/27/2016 08:02	09/27/2016 15:22	BK
91-20-3	Naphthalene	ND		ug/L	1.0	2.0	1	EPA 8260C Certifications: NELAC-NY10854,NJDEP	09/27/2016 08:02	09/27/2016 15:22	BK



Sample Information

Client Sample ID: WQ091616:1305 NP-10

York Sample ID: 1610694-01

York Project (SDG) No.

Client Project ID

Matrix

Collection Date/Time

Date Received

1610694

Rowe Industries

Water

September 16, 2016 1:05 pm

09/20/2016

Volatile Organics, 8260 List - Low Level

Log-in Notes:

Sample Notes:

Sample Prepared by Method: EPA 5030B

CAS No.	Parameter	Result	Flag	Units	Reported to LOD/MDL	LOQ	Dilution	Reference Method	Date/Time Prepared	Date/Time Analyzed	Analyst
104-51-8	n-Butylbenzene	ND		ug/L	0.20	0.50	1	EPA 8260C Certifications: CTDOH,NELAC-NY10854,NJDEP	09/27/2016 08:02	09/27/2016 15:22	BK
103-65-1	n-Propylbenzene	ND		ug/L	0.20	0.50	1	EPA 8260C Certifications: CTDOH,NELAC-NY10854,NJDEP	09/27/2016 08:02	09/27/2016 15:22	BK
95-47-6	o-Xylene	ND		ug/L	0.20	0.50	1	EPA 8260C Certifications: NELAC-NY10854	09/27/2016 08:02	09/27/2016 15:22	BK
179601-23-1	p- & m- Xylenes	ND		ug/L	0.50	1.0	1	EPA 8260C Certifications: NELAC-NY10854	09/27/2016 08:02	09/27/2016 15:22	BK
99-87-6	p-Isopropyltoluene	ND		ug/L	0.20	0.50	1	EPA 8260C Certifications: CTDOH,NELAC-NY10854,NJDEP	09/27/2016 08:02	09/27/2016 15:22	BK
135-98-8	sec-Butylbenzene	ND		ug/L	0.20	0.50	1	EPA 8260C Certifications: CTDOH,NELAC-NY10854,NJDEP	09/27/2016 08:02	09/27/2016 15:22	BK
100-42-5	Styrene	ND		ug/L	0.20	0.50	1	EPA 8260C Certifications: CTDOH,NELAC-NY10854,NJDEP	09/27/2016 08:02	09/27/2016 15:22	BK
98-06-6	tert-Butylbenzene	ND		ug/L	0.20	0.50	1	EPA 8260C Certifications: CTDOH,NELAC-NY10854,NJDEP	09/27/2016 08:02	09/27/2016 15:22	BK
127-18-4	Tetrachloroethylene	ND		ug/L	0.20	0.50	1	EPA 8260C Certifications: CTDOH,NELAC-NY10854,NJDEP	09/27/2016 08:02	09/27/2016 15:22	BK
108-88-3	Toluene	ND		ug/L	0.20	0.50	1	EPA 8260C Certifications: CTDOH,NELAC-NY10854,NJDEP	09/27/2016 08:02	09/27/2016 15:22	BK
156-60-5	trans-1,2-Dichloroethylene	ND		ug/L	0.20	0.50	1	EPA 8260C Certifications: CTDOH,NELAC-NY10854,NJDEP	09/27/2016 08:02	09/27/2016 15:22	BK
10061-02-6	trans-1,3-Dichloropropylene	ND		ug/L	0.20	0.50	1	EPA 8260C Certifications: CTDOH,NELAC-NY10854,NJDEP	09/27/2016 08:02	09/27/2016 15:22	BK
79-01-6	Trichloroethylene	ND		ug/L	0.20	0.50	1	EPA 8260C Certifications: CTDOH,NELAC-NY10854,NJDEP	09/27/2016 08:02	09/27/2016 15:22	BK
75-69-4	Trichlorofluoromethane	ND		ug/L	0.20	0.50	1	EPA 8260C Certifications: CTDOH,NELAC-NY10854,NJDEP	09/27/2016 08:02	09/27/2016 15:22	BK
75-01-4	Vinyl Chloride	ND		ug/L	0.20	0.50	1	EPA 8260C Certifications: CTDOH,NELAC-NY10854,NJDEP	09/27/2016 08:02	09/27/2016 15:22	BK
1330-20-7	* Xylenes, Total	ND		ug/L	0.60	1.5	1	EPA 8260C Certifications: CTDOH,NJDEP	09/27/2016 08:02	09/27/2016 15:22	BK

Surrogate Recoveries

Result

Acceptance Range

17060-07-0	Surrogate: 1,2-Dichloroethane-d4	106 %	69-130
2037-26-5	Surrogate: Toluene-d8	99.7 %	81-117
460-00-4	Surrogate: p-Bromofluorobenzene	103 %	79-122

Iron by EPA 200.7

Log-in Notes:

Sample Notes:


Sample Prepared by Method: EPA 200.7

CAS No.	Parameter	Result	Flag	Units	Reported to LOD/MDL	LOQ	Dilution	Reference Method	Date/Time Prepared	Date/Time Analyzed	Analyst
7439-89-6	Iron	0.922		mg/L	0.0162	0.0222	1	EPA 200.7 Certifications: CTDOH,NELAC-NY10854,NJDEP,PADEP	09/21/2016 09:52	09/21/2016 19:51	KV

Iron, Dissolved by EPA 6010

Log-in Notes:

Sample Notes:



Sample Information

Client Sample ID: WQ091616:1305 NP-10

York Sample ID: 1610694-01

<u>York Project (SDG) No.</u> 1610694	<u>Client Project ID</u> Rowe Industries	<u>Matrix</u> Water	<u>Collection Date/Time</u> September 16, 2016 1:05 pm	<u>Date Received</u> 09/20/2016
--	---	------------------------	---	------------------------------------

Sample Prepared by Method: EPA 3015A

CAS No.	Parameter	Result	Flag	Units	LOD/MDL	Reported to LOQ	Dilution	Reference Method	Date/Time Prepared	Date/Time Analyzed	Analyst
7439-89-6	Iron	0.336		mg/L	0.0222	0.0222	1	EPA 6010C Certifications: CTDOH,NELAC-NY10854,NJDEP,PADEP	09/26/2016 13:52	09/26/2016 15:44	KV


Total Dissolved Solids

Log-in Notes:

Sample Notes:

Sample Prepared by Method: % Solids Prep

CAS No.	Parameter	Result	Flag	Units	LOD/MDL	Reported to LOQ	Dilution	Reference Method	Date/Time Prepared	Date/Time Analyzed	Analyst
	Total Dissolved Solids	146		mg/L	10.0	10.0	1	SM 2540C Certifications: NELAC-NY10854,CTDOH,NJDEP,PADEP	09/20/2016 16:19	09/21/2016 15:11	AA



Analytical Batch Summary

Batch ID: BI60906 **Preparation Method:** % Solids Prep **Prepared By:** AA

YORK Sample ID	Client Sample ID	Preparation Date
16I0694-01	WQ091616:1305 NP-10	09/20/16
BI60906-BLK1	Blank	09/20/16

Batch ID: BI60963 **Preparation Method:** EPA 200.7 **Prepared By:** ALD

YORK Sample ID	Client Sample ID	Preparation Date
16I0694-01	WQ091616:1305 NP-10	09/21/16
BI60963-BLK1	Blank	09/21/16
BI60963-SRM1	Reference	09/21/16

Batch ID: BI61242 **Preparation Method:** EPA 3015A **Prepared By:** ALD


YORK Sample ID	Client Sample ID	Preparation Date
16I0694-01	WQ091616:1305 NP-10	09/26/16
BI61242-BLK1	Blank	09/26/16
BI61242-SRM1	Reference	09/26/16

Batch ID: BI61289 **Preparation Method:** EPA 5030B **Prepared By:** OW

YORK Sample ID	Client Sample ID	Preparation Date
16I0694-01	WQ091616:1305 NP-10	09/27/16
BI61289-BLK1	Blank	09/27/16
BI61289-BS1	LCS	09/27/16
BI61289-BSD1	LCS Dup	09/27/16

Batch ID: BI61332 **Preparation Method:** EPA 5030B **Prepared By:** OW

YORK Sample ID	Client Sample ID	Preparation Date
16I0692-01	WQ091616:1300 NP2-6	09/27/16
BI61332-BLK1	Blank	09/27/16
BI61332-BS1	LCS	09/27/16
BI61332-BSD1	LCS Dup	09/27/16



Volatile Organic Compounds by GC/MS - Quality Control Data
York Analytical Laboratories, Inc.

Analyte	Result	Reporting Limit	Units	Spike Level	Source* Result	%REC	%REC Limits	Flag	RPD	RPD Limit	Flag
---------	--------	-----------------	-------	-------------	----------------	------	-------------	------	-----	-----------	------

Batch BI61289 - EPA 5030B

Blank (BI61289-BLK1)

Prepared & Analyzed: 09/27/2016

1,1,1,2-Tetrachloroethane	ND	0.50	ug/L								
1,1,1-Trichloroethane	ND	0.50	"								
1,1,2,2-Tetrachloroethane	ND	0.50	"								
1,1,2-Trichloro-1,2,2-trifluoroethane (Freon 113)	ND	0.50	"								
1,1,2-Trichloroethane	ND	0.50	"								
1,1-Dichloroethane	ND	0.50	"								
1,1-Dichloroethylene	ND	0.50	"								
1,1-Dichloropropylene	ND	0.50	"								
1,2,3-Trichlorobenzene	ND	0.50	"								
1,2,3-Trichloropropane	ND	0.50	"								
1,2,4-Trichlorobenzene	ND	0.50	"								
1,2,4-Trimethylbenzene	ND	0.50	"								
1,2-Dibromo-3-chloropropane	ND	2.0	"								
1,2-Dibromoethane	ND	0.50	"								
1,2-Dichlorobenzene	ND	0.50	"								
1,2-Dichloroethane	ND	0.50	"								
1,2-Dichloropropane	ND	0.50	"								
1,3,5-Trimethylbenzene	ND	0.50	"								
1,3-Dichlorobenzene	ND	0.50	"								
1,3-Dichloropropane	ND	0.50	"								
1,4-Dichlorobenzene	ND	0.50	"								
2,2-Dichloropropane	ND	0.50	"								
2-Chlorotoluene	ND	0.50	"								
2-Hexanone	ND	0.50	"								
4-Chlorotoluene	ND	0.50	"								
Acetone	ND	2.0	"								
Benzene	ND	0.50	"								
Bromobenzene	ND	0.50	"								
Bromochloromethane	ND	0.50	"								
Bromodichloromethane	ND	0.50	"								
Bromoform	ND	0.50	"								
Bromomethane	ND	0.50	"								
Carbon tetrachloride	ND	0.50	"								
Chlorobenzene	ND	0.50	"								
Chloroethane	ND	0.50	"								
Chloroform	ND	0.50	"								
Chloromethane	ND	0.50	"								
cis-1,2-Dichloroethylene	ND	0.50	"								
cis-1,3-Dichloropropylene	ND	0.50	"								
Dibromochloromethane	ND	0.50	"								
Dibromomethane	ND	0.50	"								
Dichlorodifluoromethane	ND	0.50	"								
Ethyl Benzene	ND	0.50	"								
Hexachlorobutadiene	ND	0.50	"								
Isopropylbenzene	ND	0.50	"								
Methyl tert-butyl ether (MTBE)	ND	0.50	"								
Methylene chloride	ND	2.0	"								
Naphthalene	ND	2.0	"								
n-Butylbenzene	ND	0.50	"								
n-Propylbenzene	ND	0.50	"								
o-Xylene	ND	0.50	"								



Volatile Organic Compounds by GC/MS - Quality Control Data

York Analytical Laboratories, Inc.

Analyte	Result	Reporting	Units	Spike	Source*	%REC	%REC	Limits	Flag	RPD	RPD	Limit	Flag
		Limit			Result					Limit			

Batch BI61289 - EPA 5030B

Blank (BI61289-BLK1)

Prepared & Analyzed: 09/27/2016

p- & m- Xylenes	ND	1.0	ug/L										
p-Isopropyltoluene	ND	0.50	"										
sec-Butylbenzene	ND	0.50	"										
Styrene	ND	0.50	"										
tert-Butylbenzene	ND	0.50	"										
Tetrachloroethylene	ND	0.50	"										
Toluene	ND	0.50	"										
trans-1,2-Dichloroethylene	ND	0.50	"										
trans-1,3-Dichloropropylene	ND	0.50	"										
Trichloroethylene	ND	0.50	"										
Trichlorofluoromethane	ND	0.50	"										
Vinyl Chloride	ND	0.50	"										
Xylenes, Total	ND	1.5	"										

<i>Surrogate: 1,2-Dichloroethane-d4</i>	<i>10.3</i>		<i>"</i>	<i>10.0</i>		<i>103</i>	<i>69-130</i>						
<i>Surrogate: Toluene-d8</i>	<i>9.93</i>		<i>"</i>	<i>10.0</i>		<i>99.3</i>	<i>81-117</i>						
<i>Surrogate: p-Bromofluorobenzene</i>	<i>10.4</i>		<i>"</i>	<i>10.0</i>		<i>104</i>	<i>79-122</i>						

LCS (BI61289-BS1)

Prepared & Analyzed: 09/27/2016

1,1,1,2-Tetrachloroethane	8.68		ug/L	10.0		86.8	82-126						
1,1,1-Trichloroethane	9.73		"	10.0		97.3	78-136						
1,1,2,2-Tetrachloroethane	8.88		"	10.0		88.8	76-129						
1,1,2-Trichloro-1,2,2-trifluoroethane (Freon 113)	9.80		"	10.0		98.0	54-165						
1,1,2-Trichloroethane	9.11		"	10.0		91.1	82-123						
1,1-Dichloroethane	9.86		"	10.0		98.6	82-129						
1,1-Dichloroethylene	9.78		"	10.0		97.8	68-138						
1,1-Dichloropropylene	9.63		"	10.0		96.3	83-133						
1,2,3-Trichlorobenzene	12.0		"	10.0		120	76-136						
1,2,3-Trichloropropane	9.20		"	10.0		92.0	77-128						
1,2,4-Trichlorobenzene	10.5		"	10.0		105	76-137						
1,2,4-Trimethylbenzene	8.90		"	10.0		89.0	82-132						
1,2-Dibromo-3-chloropropane	8.52		"	10.0		85.2	45-147						
1,2-Dibromoethane	9.38		"	10.0		93.8	83-124						
1,2-Dichlorobenzene	8.54		"	10.0		85.4	79-123						
1,2-Dichloroethane	9.39		"	10.0		93.9	73-132						
1,2-Dichloropropane	8.94		"	10.0		89.4	78-126						
1,3,5-Trimethylbenzene	8.95		"	10.0		89.5	80-131						
1,3-Dichlorobenzene	8.24		"	10.0		82.4	86-122	Low Bias					
1,3-Dichloropropane	9.28		"	10.0		92.8	81-125						
1,4-Dichlorobenzene	8.36		"	10.0		83.6	85-124	Low Bias					
2,2-Dichloropropane	9.23		"	10.0		92.3	56-150						
2-Chlorotoluene	8.43		"	10.0		84.3	79-130						
2-Hexanone	8.93		"	10.0		89.3	51-146						
4-Chlorotoluene	8.38		"	10.0		83.8	79-128						
Acetone	7.58		"	10.0		75.8	14-150						
Benzene	9.36		"	10.0		93.6	85-126						
Bromobenzene	8.83		"	10.0		88.3	78-129						
Bromochloromethane	10.1		"	10.0		101	77-128						
Bromodichloromethane	9.38		"	10.0		93.8	79-128						
Bromoform	9.86		"	10.0		98.6	78-133						
Bromomethane	4.84		"	10.0		48.4	43-168						
Carbon tetrachloride	10.3		"	10.0		103	77-141						
Chlorobenzene	8.62		"	10.0		86.2	88-120	Low Bias					



Volatile Organic Compounds by GC/MS - Quality Control Data

York Analytical Laboratories, Inc.


Analyte	Result	Reporting Limit	Units	Spike Level	Source* Result	%REC	%REC Limits	Flag	RPD	RPD Limit	Flag
---------	--------	-----------------	-------	-------------	----------------	------	-------------	------	-----	-----------	------

Batch BI61289 - EPA 5030B

LCS (BI61289-BS1)

Prepared & Analyzed: 09/27/2016


Chloroethane	9.08		ug/L	10.0		90.8	65-136				
Chloroform	9.61		"	10.0		96.1	82-128				
Chloromethane	1.34		"	10.0		13.4	43-155	Low Bias			
cis-1,2-Dichloroethylene	9.34		"	10.0		93.4	83-129				
cis-1,3-Dichloropropylene	8.91		"	10.0		89.1	80-131				
Dibromochloromethane	9.25		"	10.0		92.5	80-130				
Dibromomethane	9.62		"	10.0		96.2	72-134				
Dichlorodifluoromethane	7.49		"	10.0		74.9	44-144				
Ethyl Benzene	9.05		"	10.0		90.5	80-131				
Hexachlorobutadiene	10.8		"	10.0		108	67-146				
Isopropylbenzene	8.80		"	10.0		88.0	76-140				
Methyl tert-butyl ether (MTBE)	9.59		"	10.0		95.9	76-135				
Methylene chloride	9.57		"	10.0		95.7	55-137				
Naphthalene	10.2		"	10.0		102	70-147				
n-Butylbenzene	8.92		"	10.0		89.2	79-132				
n-Propylbenzene	8.59		"	10.0		85.9	78-133				
o-Xylene	8.52		"	10.0		85.2	78-130				
p- & m- Xylenes	17.8		"	20.0		88.8	77-133				
p-Isopropyltoluene	8.91		"	10.0		89.1	81-136				
sec-Butylbenzene	8.37		"	10.0		83.7	79-137				
Styrene	9.29		"	10.0		92.9	67-132				
tert-Butylbenzene	8.75		"	10.0		87.5	77-138				
Tetrachloroethylene	9.10		"	10.0		91.0	82-131				
Toluene	8.96		"	10.0		89.6	80-127				
trans-1,2-Dichloroethylene	9.61		"	10.0		96.1	80-132				
trans-1,3-Dichloropropylene	8.68		"	10.0		86.8	78-131				
Trichloroethylene	8.94		"	10.0		89.4	82-128				
Trichlorofluoromethane	10.8		"	10.0		108	67-139				
Vinyl Chloride	5.19		"	10.0		51.9	58-145	Low Bias			
<i>Surrogate: 1,2-Dichloroethane-d4</i>	<i>10.4</i>		<i>"</i>	<i>10.0</i>		<i>104</i>	<i>69-130</i>				
<i>Surrogate: Toluene-d8</i>	<i>9.99</i>		<i>"</i>	<i>10.0</i>		<i>99.9</i>	<i>81-117</i>				
<i>Surrogate: p-Bromofluorobenzene</i>	<i>9.88</i>		<i>"</i>	<i>10.0</i>		<i>98.8</i>	<i>79-122</i>				



Volatile Organic Compounds by GC/MS - Quality Control Data

York Analytical Laboratories, Inc.

Analyte	Result	Reporting		Spike Level	Source* Result	%REC	%REC Limits	Flag	RPD	
		Limit	Units						RPD	Limit
Batch BI61289 - EPA 5030B										
LCS Dup (BI61289-bsd1)										
								Prepared & Analyzed: 09/27/2016		
1,1,1,2-Tetrachloroethane	8.86		ug/L	10.0		88.6	82-126		2.05	30
1,1,1-Trichloroethane	9.48		"	10.0		94.8	78-136		2.60	30
1,1,2,2-Tetrachloroethane	9.18		"	10.0		91.8	76-129		3.32	30
1,1,2-Trichloro-1,2,2-trifluoroethane (Freon 113)	9.33		"	10.0		93.3	54-165		4.91	30
1,1,2-Trichloroethane	9.42		"	10.0		94.2	82-123		3.35	30
1,1-Dichloroethane	9.74		"	10.0		97.4	82-129		1.22	30
1,1-Dichloroethylene	9.54		"	10.0		95.4	68-138		2.48	30
1,1-Dichloropropylene	9.35		"	10.0		93.5	83-133		2.95	30
1,2,3-Trichlorobenzene	14.1		"	10.0		141	76-136	High Bias	16.1	30
1,2,3-Trichloropropane	9.51		"	10.0		95.1	77-128		3.31	30
1,2,4-Trichlorobenzene	11.7		"	10.0		117	76-137		11.2	30
1,2,4-Trimethylbenzene	9.09		"	10.0		90.9	82-132		2.11	30
1,2-Dibromo-3-chloropropane	8.82		"	10.0		88.2	45-147		3.46	30
1,2-Dibromoethane	9.60		"	10.0		96.0	83-124		2.32	30
1,2-Dichlorobenzene	8.71		"	10.0		87.1	79-123		1.97	30
1,2-Dichloroethane	9.65		"	10.0		96.5	73-132		2.73	30
1,2-Dichloropropane	9.01		"	10.0		90.1	78-126		0.780	30
1,3,5-Trimethylbenzene	9.07		"	10.0		90.7	80-131		1.33	30
1,3-Dichlorobenzene	8.35		"	10.0		83.5	86-122	Low Bias	1.33	30
1,3-Dichloropropane	9.53		"	10.0		95.3	81-125		2.66	30
1,4-Dichlorobenzene	8.59		"	10.0		85.9	85-124		2.71	30
2,2-Dichloropropane	8.97		"	10.0		89.7	56-150		2.86	30
2-Chlorotoluene	8.60		"	10.0		86.0	79-130		2.00	30
2-Hexanone	9.03		"	10.0		90.3	51-146		1.11	30
4-Chlorotoluene	8.59		"	10.0		85.9	79-128		2.47	30
Acetone	7.49		"	10.0		74.9	14-150		1.19	30
Benzene	9.44		"	10.0		94.4	85-126		0.851	30
Bromobenzene	9.10		"	10.0		91.0	78-129		3.01	30
Bromochloromethane	10.1		"	10.0		101	77-128		0.495	30
Bromodichloromethane	9.57		"	10.0		95.7	79-128		2.01	30
Bromoform	10.0		"	10.0		100	78-133		1.41	30
Bromomethane	5.92		"	10.0		59.2	43-168		20.1	30
Carbon tetrachloride	10.2		"	10.0		102	77-141		1.47	30
Chlorobenzene	8.74		"	10.0		87.4	88-120	Low Bias	1.38	30
Chloroethane	8.87		"	10.0		88.7	65-136		2.34	30
Chloroform	9.71		"	10.0		97.1	82-128		1.04	30
Chloromethane	1.72		"	10.0		17.2	43-155	Low Bias	24.8	30
cis-1,2-Dichloroethylene	9.33		"	10.0		93.3	83-129		0.107	30
cis-1,3-Dichloropropylene	9.19		"	10.0		91.9	80-131		3.09	30
Dibromochloromethane	9.39		"	10.0		93.9	80-130		1.50	30
Dibromomethane	9.84		"	10.0		98.4	72-134		2.26	30
Dichlorodifluoromethane	7.05		"	10.0		70.5	44-144		6.05	30
Ethyl Benzene	9.12		"	10.0		91.2	80-131		0.770	30
Hexachlorobutadiene	11.8		"	10.0		118	67-146		9.56	30
Isopropylbenzene	8.86		"	10.0		88.6	76-140		0.680	30
Methyl tert-butyl ether (MTBE)	9.66		"	10.0		96.6	76-135		0.727	30
Methylene chloride	9.43		"	10.0		94.3	55-137		1.47	30
Naphthalene	11.8		"	10.0		118	70-147		14.5	30
n-Butylbenzene	9.23		"	10.0		92.3	79-132		3.42	30
n-Propylbenzene	8.70		"	10.0		87.0	78-133		1.27	30
o-Xylene	8.57		"	10.0		85.7	78-130		0.585	30



Volatile Organic Compounds by GC/MS - Quality Control Data

York Analytical Laboratories, Inc.

Analyte	Result	Reporting	Units	Spike	Source*	%REC	%REC	Limits	Flag	RPD	Flag
		Limit			Result					Limit	

Batch BI61289 - EPA 5030B

LCS Dup (BI61289-BSD1)

Prepared & Analyzed: 09/27/2016


p- & m- Xylenes	18.0		ug/L	20.0		89.8	77-133		1.12	30
p-Isopropyltoluene	9.07		"	10.0		90.7	81-136		1.78	30
sec-Butylbenzene	8.53		"	10.0		85.3	79-137		1.89	30
Styrene	9.45		"	10.0		94.5	67-132		1.71	30
tert-Butylbenzene	8.71		"	10.0		87.1	77-138		0.458	30
Tetrachloroethylene	8.97		"	10.0		89.7	82-131		1.44	30
Toluene	9.04		"	10.0		90.4	80-127		0.889	30
trans-1,2-Dichloroethylene	9.54		"	10.0		95.4	80-132		0.731	30
trans-1,3-Dichloropropylene	8.96		"	10.0		89.6	78-131		3.17	30
Trichloroethylene	9.00		"	10.0		90.0	82-128		0.669	30
Trichlorofluoromethane	10.3		"	10.0		103	67-139		4.84	30
Vinyl Chloride	5.03		"	10.0		50.3	58-145	Low Bias	3.13	30
<i>Surrogate: 1,2-Dichloroethane-d4</i>	<i>10.4</i>		<i>"</i>	<i>10.0</i>		<i>104</i>	<i>69-130</i>			
<i>Surrogate: Toluene-d8</i>	<i>10.0</i>		<i>"</i>	<i>10.0</i>		<i>100</i>	<i>81-117</i>			
<i>Surrogate: p-Bromofluorobenzene</i>	<i>9.87</i>		<i>"</i>	<i>10.0</i>		<i>98.7</i>	<i>79-122</i>			

Batch BI61332 - EPA 5030B

Blank (BI61332-BLK1)

Prepared & Analyzed: 09/27/2016

1,1,1,2-Tetrachloroethane	ND	0.50	ug/L							
1,1,1-Trichloroethane	ND	0.50	"							
1,1,2,2-Tetrachloroethane	ND	0.50	"							
1,1,2-Trichloro-1,2,2-trifluoroethane (Freon 113)	ND	0.50	"							
1,1,2-Trichloroethane	ND	0.50	"							
1,1-Dichloroethane	ND	0.50	"							
1,1-Dichloroethylene	ND	0.50	"							
1,1-Dichloropropylene	ND	0.50	"							
1,2,3-Trichlorobenzene	ND	0.50	"							
1,2,3-Trichloropropane	ND	0.50	"							
1,2,4-Trichlorobenzene	ND	0.50	"							
1,2,4-Trimethylbenzene	ND	0.50	"							
1,2-Dibromo-3-chloropropane	ND	0.50	"							
1,2-Dibromoethane	ND	0.50	"							
1,2-Dichlorobenzene	ND	0.50	"							
1,2-Dichloroethane	ND	0.50	"							
1,2-Dichloropropane	ND	0.50	"							
1,3,5-Trimethylbenzene	ND	0.50	"							
1,3-Dichlorobenzene	ND	0.50	"							
1,3-Dichloropropane	ND	0.50	"							
1,4-Dichlorobenzene	ND	0.50	"							
2,2-Dichloropropane	ND	0.50	"							
2-Chlorotoluene	ND	0.50	"							
2-Hexanone	ND	0.50	"							
4-Chlorotoluene	ND	0.50	"							
Acetone	ND	2.0	"							
Benzene	ND	0.50	"							
Bromobenzene	ND	0.50	"							
Bromochloromethane	ND	0.50	"							
Bromodichloromethane	ND	0.50	"							
Bromoform	ND	0.50	"							
Bromomethane	ND	0.50	"							
Carbon tetrachloride	ND	0.50	"							



Volatile Organic Compounds by GC/MS - Quality Control Data

York Analytical Laboratories, Inc.


Analyte	Result	Reporting Limit	Units	Spike Level	Source* Result	%REC	%REC Limits	Flag	RPD	RPD Limit	Flag
---------	--------	-----------------	-------	-------------	----------------	------	-------------	------	-----	-----------	------

Batch BI61332 - EPA 5030B

Blank (BI61332-BLK1)

Prepared & Analyzed: 09/27/2016

Chlorobenzene	ND	0.50	ug/L								
Chloroethane	ND	0.50	"								
Chloroform	ND	0.50	"								
Chloromethane	ND	0.50	"								
cis-1,2-Dichloroethylene	ND	0.50	"								
cis-1,3-Dichloropropylene	ND	0.50	"								
Dibromochloromethane	ND	0.50	"								
Dibromomethane	ND	0.50	"								
Dichlorodifluoromethane	ND	0.50	"								
Ethyl Benzene	ND	0.50	"								
Hexachlorobutadiene	ND	0.50	"								
Isopropylbenzene	ND	0.50	"								
Methyl tert-butyl ether (MTBE)	ND	0.50	"								
Methylene chloride	ND	2.0	"								
Naphthalene	ND	2.0	"								
n-Butylbenzene	ND	0.50	"								
n-Propylbenzene	ND	0.50	"								
o-Xylene	ND	0.50	"								
p- & m- Xylenes	ND	1.0	"								
p-Isopropyltoluene	ND	0.50	"								
sec-Butylbenzene	ND	0.50	"								
Styrene	ND	0.50	"								
tert-Butylbenzene	ND	0.50	"								
Tetrachloroethylene	ND	0.50	"								
Toluene	ND	0.50	"								
trans-1,2-Dichloroethylene	ND	0.50	"								
trans-1,3-Dichloropropylene	ND	0.50	"								
Trichloroethylene	ND	0.50	"								
Trichlorofluoromethane	ND	0.50	"								
Vinyl Chloride	ND	0.50	"								
Xylenes, Total	ND	1.5	"								
<hr/>											
Surrogate: 1,2-Dichloroethane-d4	10.2		"	10.0		102	69-130				
Surrogate: Toluene-d8	10.1		"	10.0		101	81-117				
Surrogate: p-Bromofluorobenzene	10.9		"	10.0		109	79-122				



Volatile Organic Compounds by GC/MS - Quality Control Data

York Analytical Laboratories, Inc.

Analyte	Result	Reporting		Spike Level	Source* Result	%REC	%REC Limits	Flag	RPD	
		Limit	Units						RPD	Limit

Batch BI61332 - EPA 5030B

LCS (BI61332-BS1)

Prepared & Analyzed: 09/27/2016

1,1,1,2-Tetrachloroethane	10.0		ug/L	10.0		100	82-126			
1,1,1-Trichloroethane	9.54		"	10.0		95.4	78-136			
1,1,2,2-Tetrachloroethane	9.51		"	10.0		95.1	76-129			
1,1,2-Trichloro-1,2,2-trifluoroethane (Freon 113)	10.3		"	10.0		103	54-165			
1,1,2-Trichloroethane	9.29		"	10.0		92.9	82-123			
1,1-Dichloroethane	9.34		"	10.0		93.4	82-129			
1,1-Dichloroethylene	9.93		"	10.0		99.3	68-138			
1,1-Dichloropropylene	9.11		"	10.0		91.1	83-133			
1,2,3-Trichlorobenzene	10.3		"	10.0		103	76-136			
1,2,3-Trichloropropane	9.51		"	10.0		95.1	77-128			
1,2,4-Trichlorobenzene	9.93		"	10.0		99.3	76-137			
1,2,4-Trimethylbenzene	8.87		"	10.0		88.7	82-132			
1,2-Dibromo-3-chloropropane	9.74		"	10.0		97.4	45-147			
1,2-Dibromoethane	9.53		"	10.0		95.3	83-124			
1,2-Dichlorobenzene	9.02		"	10.0		90.2	79-123			
1,2-Dichloroethane	9.52		"	10.0		95.2	73-132			
1,2-Dichloropropane	9.38		"	10.0		93.8	78-126			
1,3,5-Trimethylbenzene	9.50		"	10.0		95.0	80-131			
1,3-Dichlorobenzene	9.12		"	10.0		91.2	86-122			
1,3-Dichloropropane	9.59		"	10.0		95.9	81-125			
1,4-Dichlorobenzene	8.67		"	10.0		86.7	85-124			
2,2-Dichloropropane	8.89		"	10.0		88.9	56-150			
2-Chlorotoluene	8.50		"	10.0		85.0	79-130			
2-Hexanone	9.89		"	10.0		98.9	51-146			
4-Chlorotoluene	9.09		"	10.0		90.9	79-128			
Acetone	9.42		"	10.0		94.2	14-150			
Benzene	9.17		"	10.0		91.7	85-126			
Bromobenzene	9.37		"	10.0		93.7	78-129			
Bromochloromethane	10.0		"	10.0		100	77-128			
Bromodichloromethane	9.64		"	10.0		96.4	79-128			
Bromoform	9.64		"	10.0		96.4	78-133			
Bromomethane	15.3		"	10.0		153	43-168			
Carbon tetrachloride	9.43		"	10.0		94.3	77-141			
Chlorobenzene	8.74		"	10.0		87.4	88-120	Low Bias		
Chloroethane	8.86		"	10.0		88.6	65-136			
Chloroform	9.70		"	10.0		97.0	82-128			
Chloromethane	1.40		"	10.0		14.0	43-155	Low Bias		
cis-1,2-Dichloroethylene	9.24		"	10.0		92.4	83-129			
cis-1,3-Dichloropropylene	9.14		"	10.0		91.4	80-131			
Dibromochloromethane	9.51		"	10.0		95.1	80-130			
Dibromomethane	10.0		"	10.0		100	72-134			
Dichlorodifluoromethane	6.72		"	10.0		67.2	44-144			
Ethyl Benzene	8.53		"	10.0		85.3	80-131			
Hexachlorobutadiene	9.70		"	10.0		97.0	67-146			
Isopropylbenzene	9.02		"	10.0		90.2	76-140			
Methyl tert-butyl ether (MTBE)	9.29		"	10.0		92.9	76-135			
Methylene chloride	8.16		"	10.0		81.6	55-137			
Naphthalene	10.4		"	10.0		104	70-147			
n-Butylbenzene	9.56		"	10.0		95.6	79-132			
n-Propylbenzene	8.95		"	10.0		89.5	78-133			
o-Xylene	8.20		"	10.0		82.0	78-130			



Volatile Organic Compounds by GC/MS - Quality Control Data

York Analytical Laboratories, Inc.

Analyte	Result	Reporting Limit	Units	Spike Level	Source* Result	%REC	%REC Limits	Flag	RPD	RPD Limit	Flag
---------	--------	-----------------	-------	-------------	----------------	------	-------------	------	-----	-----------	------

Batch BI61332 - EPA 5030B

LCS (BI61332-BS1)

Prepared & Analyzed: 09/27/2016

p- & m- Xylenes	16.8		ug/L	20.0		83.9	77-133				
p-Isopropyltoluene	9.23		"	10.0		92.3	81-136				
sec-Butylbenzene	8.93		"	10.0		89.3	79-137				
Styrene	9.31		"	10.0		93.1	67-132				
tert-Butylbenzene	8.99		"	10.0		89.9	77-138				
Tetrachloroethylene	11.3		"	10.0		113	82-131				
Toluene	8.95		"	10.0		89.5	80-127				
trans-1,2-Dichloroethylene	8.92		"	10.0		89.2	80-132				
trans-1,3-Dichloropropylene	9.02		"	10.0		90.2	78-131				
Trichloroethylene	8.99		"	10.0		89.9	82-128				
Trichlorofluoromethane	9.83		"	10.0		98.3	67-139				
Vinyl Chloride	8.82		"	10.0		88.2	58-145				
Surrogate: 1,2-Dichloroethane-d4	9.89		"	10.0		98.9	69-130				
Surrogate: Toluene-d8	10.1		"	10.0		101	81-117				
Surrogate: p-Bromofluorobenzene	10.2		"	10.0		102	79-122				

LCS Dup (BI61332-BSD1)

Prepared & Analyzed: 09/27/2016

1,1,1,2-Tetrachloroethane	10.1		ug/L	10.0		101	82-126		0.0995	30	
1,1,1-Trichloroethane	9.34		"	10.0		93.4	78-136		2.12	30	
1,1,2,2-Tetrachloroethane	9.70		"	10.0		97.0	76-129		1.98	30	
1,1,2-Trichloro-1,2,2-trifluoroethane (Freon 113)	8.52		"	10.0		85.2	54-165		18.8	30	
1,1,2-Trichloroethane	9.35		"	10.0		93.5	82-123		0.644	30	
1,1-Dichloroethane	9.24		"	10.0		92.4	82-129		1.08	30	
1,1-Dichloroethylene	8.39		"	10.0		83.9	68-138		16.8	30	
1,1-Dichloropropylene	8.83		"	10.0		88.3	83-133		3.12	30	
1,2,3-Trichlorobenzene	9.98		"	10.0		99.8	76-136		3.06	30	
1,2,3-Trichloropropane	9.87		"	10.0		98.7	77-128		3.72	30	
1,2,4-Trichlorobenzene	9.83		"	10.0		98.3	76-137		1.01	30	
1,2,4-Trimethylbenzene	9.02		"	10.0		90.2	82-132		1.68	30	
1,2-Dibromo-3-chloropropane	9.74		"	10.0		97.4	45-147		0.00	30	
1,2-Dibromoethane	9.59		"	10.0		95.9	83-124		0.628	30	
1,2-Dichlorobenzene	9.16		"	10.0		91.6	79-123		1.54	30	
1,2-Dichloroethane	9.44		"	10.0		94.4	73-132		0.844	30	
1,2-Dichloropropane	9.51		"	10.0		95.1	78-126		1.38	30	
1,3,5-Trimethylbenzene	9.65		"	10.0		96.5	80-131		1.57	30	
1,3-Dichlorobenzene	9.13		"	10.0		91.3	86-122		0.110	30	
1,3-Dichloropropane	9.65		"	10.0		96.5	81-125		0.624	30	
1,4-Dichlorobenzene	8.76		"	10.0		87.6	85-124		1.03	30	
2,2-Dichloropropane	8.61		"	10.0		86.1	56-150		3.20	30	
2-Chlorotoluene	8.53		"	10.0		85.3	79-130		0.352	30	
2-Hexanone	9.60		"	10.0		96.0	51-146		2.98	30	
4-Chlorotoluene	9.17		"	10.0		91.7	79-128		0.876	30	
Acetone	10.8		"	10.0		108	14-150		13.8	30	
Benzene	9.14		"	10.0		91.4	85-126		0.328	30	
Bromobenzene	9.55		"	10.0		95.5	78-129		1.90	30	
Bromochloromethane	10.1		"	10.0		101	77-128		0.598	30	
Bromodichloromethane	9.84		"	10.0		98.4	79-128		2.05	30	
Bromoform	10.0		"	10.0		100	78-133		4.07	30	
Bromomethane	15.1		"	10.0		151	43-168		1.25	30	
Carbon tetrachloride	9.25		"	10.0		92.5	77-141		1.93	30	
Chlorobenzene	8.86		"	10.0		88.6	88-120		1.36	30	
Chloroethane	8.59		"	10.0		85.9	65-136		3.09	30	



Volatile Organic Compounds by GC/MS - Quality Control Data

York Analytical Laboratories, Inc.


Analyte	Result	Reporting Limit	Units	Spike Level	Source* Result	%REC	%REC Limits	Flag	RPD	RPD Limit	Flag
---------	--------	-----------------	-------	-------------	----------------	------	-------------	------	-----	-----------	------

Batch BI61332 - EPA 5030B

LCS Dup (BI61332-bsd1)


Prepared & Analyzed: 09/27/2016

Chloroform	9.77		ug/L	10.0		97.7	82-128		0.719	30	
Chloromethane	8.49		"	10.0		84.9	43-155		143	30	Non-dir.
cis-1,2-Dichloroethylene	9.25		"	10.0		92.5	83-129		0.108	30	
cis-1,3-Dichloropropylene	9.21		"	10.0		92.1	80-131		0.763	30	
Dibromochloromethane	9.63		"	10.0		96.3	80-130		1.25	30	
Dibromomethane	10.1		"	10.0		101	72-134		0.892	30	
Dichlorodifluoromethane	6.53		"	10.0		65.3	44-144		2.87	30	
Ethyl Benzene	8.55		"	10.0		85.5	80-131		0.234	30	
Hexachlorobutadiene	9.72		"	10.0		97.2	67-146		0.206	30	
Isopropylbenzene	9.08		"	10.0		90.8	76-140		0.663	30	
Methyl tert-butyl ether (MTBE)	9.10		"	10.0		91.0	76-135		2.07	30	
Methylene chloride	9.56		"	10.0		95.6	55-137		15.8	30	
Naphthalene	10.4		"	10.0		104	70-147		0.193	30	
n-Butylbenzene	9.45		"	10.0		94.5	79-132		1.16	30	
n-Propylbenzene	8.98		"	10.0		89.8	78-133		0.335	30	
o-Xylene	8.21		"	10.0		82.1	78-130		0.122	30	
p- & m- Xylenes	16.8		"	20.0		84.0	77-133		0.119	30	
p-Isopropyltoluene	9.13		"	10.0		91.3	81-136		1.09	30	
sec-Butylbenzene	8.92		"	10.0		89.2	79-137		0.112	30	
Styrene	9.49		"	10.0		94.9	67-132		1.91	30	
tert-Butylbenzene	9.14		"	10.0		91.4	77-138		1.65	30	
Tetrachloroethylene	11.6		"	10.0		116	82-131		2.35	30	
Toluene	8.97		"	10.0		89.7	80-127		0.223	30	
trans-1,2-Dichloroethylene	8.87		"	10.0		88.7	80-132		0.562	30	
trans-1,3-Dichloropropylene	9.20		"	10.0		92.0	78-131		1.98	30	
Trichloroethylene	9.08		"	10.0		90.8	82-128		0.996	30	
Trichlorofluoromethane	8.86		"	10.0		88.6	67-139		10.4	30	
Vinyl Chloride	8.32		"	10.0		83.2	58-145		5.83	30	
<i>Surrogate: 1,2-Dichloroethane-d4</i>	<i>9.90</i>		<i>"</i>	<i>10.0</i>		<i>99.0</i>	<i>69-130</i>				
<i>Surrogate: Toluene-d8</i>	<i>10.1</i>		<i>"</i>	<i>10.0</i>		<i>101</i>	<i>81-117</i>				
<i>Surrogate: p-Bromofluorobenzene</i>	<i>10.4</i>		<i>"</i>	<i>10.0</i>		<i>104</i>	<i>79-122</i>				



Metals by ICP - Quality Control Data
York Analytical Laboratories, Inc.

Analyte	Result	Reporting Limit	Units	Spike Level	Source* Result	%REC	%REC Limits	Flag	RPD	RPD Limit	Flag
Batch BI60963 - EPA 200.7											
Blank (BI60963-BLK1)								Prepared & Analyzed: 09/21/2016			
Iron	ND	0.0200	mg/L								
Reference (BI60963-SRM1)								Prepared & Analyzed: 09/21/2016			
Iron	0.839		ug/mL	0.900		93.2	85-115				
Batch BI61242 - EPA 3015A											
Blank (BI61242-BLK1)								Prepared & Analyzed: 09/26/2016			
Iron - Dissolved	ND	0.0200	mg/L								
Reference (BI61242-SRM1)								Prepared & Analyzed: 09/26/2016			
Iron - Dissolved	0.895		ug/mL	0.900		99.4	85-115				



Miscellaneous Physical Parameters - Quality Control Data

York Analytical Laboratories, Inc.


Analyte	Result	Reporting Limit	Units	Spike Level	Source* Result	%REC	%REC Limits	Flag	RPD	RPD Limit	Flag
---------	--------	-----------------	-------	-------------	----------------	------	-------------	------	-----	-----------	------

Batch BI60906 - % Solids Prep

Blank (BI60906-BLK1)


Prepared: 09/20/2016 Analyzed: 09/21/2016

Total Dissolved Solids	ND	10.0	mg/L								
------------------------	----	------	------	--	--	--	--	--	--	--	--



Volatile Analysis Sample Containers

Lab ID	Client Sample ID	Volatile Sample Container
16I0692-01	WQ091616:1300 NP2-6	40mL Clear Vial (pre-pres.) HCl; Cool to 4° C
16I0694-01	WQ091616:1305 NP-10	40mL Clear Vial (pre-pres.) HCl; Cool to 4° C



Notes and Definitions

QR-04	The RPD exceeded control limits for the LCS/LCSD QC.
QL-02	This LCS analyte is outside Laboratory Recovery limits due the analyte behavior using the referenced method. The reference method has certain limitations with respect to analytes of this nature.
J	Detected below the Reporting Limit but greater than or equal to the Method Detection Limit (MDL/LOD) or in the case of a TIC, the result is an estimated concentration.
CCV-E	The value reported is ESTIMATED. The value is estimated due to its behavior during continuing calibration verification (>20% Difference for average Rf or >20% Drift for quadratic fit).

*	Analyte is not certified or the state of the samples origination does not offer certification for the Analyte.
ND	NOT DETECTED - the analyte is not detected at the Reported to level (LOQ/RL or LOD/MDL)
RL	REPORTING LIMIT - the minimum reportable value based upon the lowest point in the analyte calibration curve.
LOQ	LIMIT OF QUANTITATION - the minimum concentration of a target analyte that can be reported within a specified degree of confidence. This is the lowest point in an analyte calibration curve that has been subjected to all steps of the processing/analysis and verified to meet defined criteria. This is based upon NELAC 2009 Standards and applies to all analyses.
LOD	LIMIT OF DETECTION - a verified estimate of the minimum concentration of a substance in a given matrix that an analytical process can reliably detect. This is based upon NELAC 2009 Standards and applies to all analyses conducted under the auspices of EPA SW-846.
MDL	METHOD DETECTION LIMIT - a statistically derived estimate of the minimum amount of a substance an analytical system can reliably detect with a 99% confidence that the concentration of the substance is greater than zero. This is based upon 40 CFR Part 136 Appendix B and applies only to EPA 600 and 200 series methods.
Reported to	This indicates that the data for a particular analysis is reported to either the LOD/MDL, or the LOQ/RL. In cases where the "Reported to" is located above the LOD/MDL, any value between this and the LOQ represents an estimated value which is "J" flagged accordingly. This applies to volatile and semi-volatile target compounds only.
NR	Not reported
RPD	Relative Percent Difference
Wet	The data has been reported on an as-received (wet weight) basis
Low Bias	Low Bias flag indicates that the recovery of the flagged analyte is below the laboratory or regulatory lower control limit. The data user should take note that this analyte may be biased low but should evaluate multiple lines of evidence including the LCS and site-specific MS/MSD data to draw bias conclusions. In cases where no site-specific MS/MSD was requested, only the LCS data can be used to evaluate such bias.
High Bias	High Bias flag indicates that the recovery of the flagged analyte is above the laboratory or regulatory upper control limit. The data user should take note that this analyte may be biased high but should evaluate multiple lines of evidence including the LCS and site-specific MS/MSD data to draw bias conclusions. In cases where no site-specific MS/MSD was requested, only the LCS data can be used to evaluate such bias.
Non-Dir.	Non-dir. flag (Non-Directional Bias) indicates that the Relative Percent Difference (RPD) (a measure of precision) among the MS and MSD data is outside the laboratory or regulatory control limit. This alerts the data user where the MS and MSD are from site-specific samples that the RPD is high due to either non-homogeneous distribution of target analyte between the MS/MSD or indicates poor reproducibility for other reasons.


If EPA SW-846 method 8270 is included herein it is noted that the target compound N-nitrosodiphenylamine (NDPA) decomposes in the gas chromatographic inlet and cannot be separated from diphenylamine (DPA). These results could actually represent 100% DPA, 100% NDPA or some combination of the two. For this reason, York reports the combined result for n-nitrosodiphenylamine and diphenylamine for either of these compounds as a combined concentration as Diphenylamine.

If Total PCBs are detected and the target aroclors reported are "Not detected", the Total PCB value is reported due to the presence of either or both Aroclors 1262 and 1268 which are non-target aroclors for some regulatory lists.

2-chloroethylvinyl ether readily breaks down under acidic conditions. Samples that are acid preserved, including standards will exhibit breakdown. The data user should take note.

Certification for pH is no longer offered by NYDOH ELAP.

Semi-Volatile and Volatile analyses are reported down to the LOD/MDL, with values between the LOD/MDL and the LOQ being "J" flagged as estimated results.



For analyses by EPA SW-846-8270D, the Limit of Quantitation (LOQ) reported for benzidine is based upon the lowest standard used for calibration and is not a verified LOQ due to this compound's propensity for oxidative losses during extraction/concentration procedures and non-reproducible chromatographic performance.

YORK

ANALYTICAL LABORATORIES, INC.
 120 RESEARCH DR. STRATFORD, CT 06615
 (203) 325-1371 FAX (203) 357-0166

Field Chain-of-Custody Record

Page 1 of 1

NOTE: York's Std. Terms & Conditions are listed on the back side of this document. This document serves as your written authorization to York to proceed with the analyses requested and your signature binds you to York's Std. Terms & Conditions.

York Project No. 1620092

YOUR Information

Company: L B G
 Address: 4 Research Dr. Suite 301
Shelton, CT 06484
 Phone No. 203-929-8555
 Contact Person: Tunde Sandoz
 E-Mail Address: T.Sandoz@lbgct.com

Report To:

Company: Same
 Address: _____
 Phone No. _____
 Attention: _____
 E-Mail Address: _____

Invoice To:

Company: Same
 Address: _____
 Phone No. _____
 Attention: _____
 E-Mail Address: _____

YOUR Project ID

Rewe Industries
 Purchase Order No. NAB5AG

Turn-Around Time

RUSH - Same Day
 RUSH - Next Day
 RUSH - Two Day
 RUSH - Three Day
 RUSH - Four Day
 Standard (5-7 Days)

Report Type

Summary Report: X pdf
 Summary w/ QA Summary: X pdf
 CT RCP Package
 CTRCP DQA/DUE Pkg
 NY ASP A Package
 NY ASP B Package NP2-10 only
 NUDEP Red. Deliv.
 Electronic Data Deliverables (EDD)
 Simple Excel
 NYSDEC EQuIS
 EQuIS (std)
 EZ-EDD (EQuIS)
 NUDEP SRP HazSite EDD
 GIS/KEY (std)
 Other
 York Regulatory Comparison
 Excel Spreadsheet
 Compare to the following Regs. (Please fill in): _____

Print Clearly and Legibly. All Information must be complete. Samples will NOT be logged in and the turn-around time clock will not begin until any questions by York are resolved.

Samples Collected/Authorized By (Signature)

Name (printed)

Sample Matrix

GW
 GW

Date Sampled

9-16-16
 9-16-16

Sample Identification

1300 NP2-6
 1305 NP2-10

Choose Analyses Needed from the Menu Above and Enter Below

2200 list CEPA SWP45-8260b plus free 113
 Fe by EPA 800-7175, Dissolved by EPA 8010 (SWP45-8010b) / Vols
 2200 list CEPA SWP45-8260a plus free 113 / TDS (SH 2540c)

Container Description(s)

3 Jura's
 3 Jura's 3 Plastics

Comments

Preservation 4°C Frozen HCl MeOH NaOH
 Check those Applicable ZnAc Ascorbic Acid Other

Samples Relinquished By: [Signature] Date/Time: 9/20/16 500
 Samples Received By: [Signature] Date/Time: 9/20/16 800
 Samples Relinquished By: [Signature] Date/Time: 9/20/16 100
 Samples Received By: [Signature] Date/Time: 9/20/16 241

Temperature on Receipt: 5.8°C

YORK

ANALYTICAL LABORATORIES, INC.

120 RESEARCH DR. STRATFORD, CT 06615
(203) 325-1971 FAX (203) 357-0166

Field Chain-of-Custody Record

NOTE: York's Std. Terms & Conditions are listed on the back side of this document. This document serves as your written authorization to York to proceed with the analyses requested and your signature binds you to York's Std. Terms & Conditions.

York Project No. 1610694


Page 1 of 1

YOUR Information Company: <u>LBG</u> Address: <u>4 Research Dr. Suite 301</u> <u>Shelton, CT 06484</u> Phone No: <u>203-929-8555</u> Contact Person: <u>Tonde Sander</u> E-Mail Address: <u>Tsander@lbgct.com</u>		Report To: Company: <u>Same</u> Address: _____ Phone No. _____ Attention: _____ E-Mail Address: _____		Invoice To: Company: <u>Same</u> Address: _____ Phone No. _____ Attention: _____ E-Mail Address: _____		YOUR Project ID <u>Reve Industries.</u> Purchase Order No. <u>NAB5AG.</u>		Turn-Around Time RUSH - Same Day <input type="checkbox"/> RUSH - Next Day <input type="checkbox"/> RUSH - Two Day <input type="checkbox"/> RUSH - Three Day <input type="checkbox"/> RUSH - Four Day <input type="checkbox"/> Standard (5-7 Days) <input checked="" type="checkbox"/>		Report Type Summary Report <input checked="" type="checkbox"/> pdf Summary w/ QA Summary <input checked="" type="checkbox"/> pdf CT RCP Package CTRCP DQ/ADUE Pkg NY ASP A Package NY ASP B Package <u>NY2-10 only</u> NIDEP Red. Deliv. Electronic Data Deliverables (EDD) Simple Excel <input checked="" type="checkbox"/>			
Matrix Codes S - soil Other - specify (oil, etc) WW - wastewater GW - groundwater DW - drinking water Air-A - ambient air Air-SV - soil vapor		Volatiles 8260 fill TICs Site Spec. STARS list Nassau Co. Suffolk Co. BTEX MTBE TCL list Oxygenates TAGM list CT RCP list Arocl. only Halog. only App. IX list 8021B list		Semi-Volat Perfluorinated RCLAR PF13 list TAL CT15 list TAGM list NIDEP list CT RCP list TCEP list NIDEP list App. IX list TCEP list 608 PCB		Metals TPH GRO TPH DRO CT ETPH NY 310-13 TPH 1664 Air TO14A Air TO15 Air STARS Disolved TCEP Herb Chlorohene 608 Pest TCEP BNA TCEP list 608 PCB		Misc. Org. Comersivly Resolvibility Flash Point Full App. IX Stew Anal. Pat 309-9000 Heterocyclics Pat 309-9000 TOX Pat 309-9000 BTUB. Pat 309-9000 Aromatic Toc NIDEP-Base TOC NYSDDEC Saw Asbestos TAGM Silica		Choose Analyses Needed from the Menu Above and Enter Below <u>R260 List (EPA SWP45-R260b) plus from 113</u> <u>Fe by EPA 800-71 Fe, Dissolved by EPA 6015 (SWP46-6010B) / VOCs</u> <u>R260 List (EPA SWP45-R260A) plus from 113 / TDS (SH 2540c)</u>		Container Description(s) <u>3 UOA's</u> <u>3 UOA's 3 Plastics</u>	
Sample Matrix GW GW		Date Sampled 9-16-16 9-16-16		Sample Identification W0091616: 1300 NP2-6 W0091616: 1305 NP2-10		Comments Preservation <input checked="" type="checkbox"/> F/C <input checked="" type="checkbox"/> Frozen <input checked="" type="checkbox"/> HCl <input checked="" type="checkbox"/> MeOH <input checked="" type="checkbox"/> HNO ₃ <input checked="" type="checkbox"/> H ₂ SO ₄ <input checked="" type="checkbox"/> NaOH <input type="checkbox"/> Check those Applicable Special Instructions Field Filtered <input type="checkbox"/> Lab to Filter <input type="checkbox"/>		Temperature on Receipt 5.8°C					
Samples Relinquished By: <u>[Signature]</u> Date/Time: <u>9/20/16 9:00</u> Samples Relinquished By: <u>[Signature]</u> Date/Time: <u>9/20/16 11:40</u> Samples Relinquished By: <u>[Signature]</u> Date/Time: <u>9/20/16 12:41</u>		Samples Received in LAB by: _____ Date/Time: _____		Samples Received in LAB by: _____ Date/Time: _____		Samples Received in LAB by: _____ Date/Time: _____		Samples Received in LAB by: _____ Date/Time: _____					

Rec'd at 9/20/16 11:20

(system)

APPENDIX II
SEPTEMBER 2016 LABORATORY ANALYTICAL REPORTS
FOR FSP&T AND FP&T RECOVERY WELLS



Technical Report

prepared for:

Leggette Brashears & Graham Shelton Office

4 Research Drive, Suite 204

Shelton CT, 06484

Attention: Tunde Komuves-Sandor

Report Date: 09/12/2016

Client Project ID: Rowe Industries

York Project (SDG) No.: 16I0065

CT Cert. No. PH-0723

New Jersey Cert. No. CT-005



New York Cert. No. 10854

PA Cert. No. 68-04440

Report Date: 09/12/2016
Client Project ID: Rowe Industries
York Project (SDG) No.: 16I0065

Leggette Brashears & Graham Shelton Office
4 Research Drive, Suite 204
Shelton CT, 06484
Attention: Tunde Komuves-Sandor

Purpose and Results

This report contains the analytical data for the sample(s) identified on the attached chain-of-custody received in our laboratory on September 02, 2016 and listed below. The project was identified as your project: **Rowe Industries**.

The analyses were conducted utilizing appropriate EPA, Standard Methods, and ASTM methods as detailed in the data summary tables.

All samples were received in proper condition meeting the customary acceptance requirements for environmental samples except those indicated under the Notes section of this report.

All analyses met the method and laboratory standard operating procedure requirements except as indicated by any data flags, the meaning of which are explained in the attachment to this report, and case narrative if applicable.

The results of the analyses, which are all reported on dry weight basis (soils) unless otherwise noted, are detailed in the following pages.

Please contact Client Services at 203.325.1371 with any questions regarding this report.

<u>York Sample ID</u>	<u>Client Sample ID</u>	<u>Matrix</u>	<u>Date Collected</u>	<u>Date Received</u>
16I0065-01	090116:1230 FRW-1	Water	09/01/2016	09/02/2016
16I0065-02	090116:1235 FRW-2	Water	09/01/2016	09/02/2016
16I0065-03	090116:1240 FRW-3	Water	09/01/2016	09/02/2016
16I0065-04	090116:1245 FRW-4	Water	09/01/2016	09/02/2016

General Notes for York Project (SDG) No.: 16I0065

1. The RLs and MDLs (Reporting Limit and Method Detection Limit respectively) reported are adjusted for any dilution necessary due to the levels of target and/or non-target analytes and matrix interference. The RL(REPORTING LIMIT) is based upon the lowest standard utilized for the calibration where applicable.
2. Samples are retained for a period of thirty days after submittal of report, unless other arrangements are made.
3. York's liability for the above data is limited to the dollar value paid to York for the referenced project.
4. This report shall not be reproduced without the written approval of York Analytical Laboratories, Inc.
5. All samples were received in proper condition for analysis with proper documentation, unless otherwise noted.
6. All analyses conducted met method or Laboratory SOP requirements. See the Qualifiers and/or Narrative sections for further information.
7. It is noted that no analyses reported herein were subcontracted to another laboratory, unless noted in the report.
8. This report reflects results that relate only to the samples submitted on the attached chain-of-custody form(s) received by York.

Approved By:



Benjamin Gulizia
Laboratory Director

Date: 09/12/2016





Sample Information

Client Sample ID: 090116:1230 FRW-1

York Sample ID: 1610065-01

<u>York Project (SDG) No.</u> 1610065	<u>Client Project ID</u> Rowe Industries	<u>Matrix</u> Water	<u>Collection Date/Time</u> September 1, 2016 12:30 pm	<u>Date Received</u> 09/02/2016
--	---	------------------------	---	------------------------------------

Volatile Organics, 8260 List - Low Level

Log-in Notes:

Sample Notes:

Sample Prepared by Method: EPA 5030B

CAS No.	Parameter	Result	Flag	Units	Reported to LOD/MDL	LOQ	Dilution	Reference Method	Date/Time Prepared	Date/Time Analyzed	Analyst
630-20-6	1,1,1,2-Tetrachloroethane	ND		ug/L	0.20	0.50	1	EPA 8260C Certifications: CTDOH,NELAC-NY10854,NJDEP	09/07/2016 08:47	09/07/2016 13:44	SS
71-55-6	1,1,1-Trichloroethane	0.20	J	ug/L	0.20	0.50	1	EPA 8260C Certifications: CTDOH,NELAC-NY10854,NJDEP	09/07/2016 08:47	09/07/2016 13:44	SS
79-34-5	1,1,2,2-Tetrachloroethane	ND		ug/L	0.20	0.50	1	EPA 8260C Certifications: CTDOH,NELAC-NY10854,NJDEP	09/07/2016 08:47	09/07/2016 13:44	SS
76-13-1	1,1,2-Trichloro-1,2,2-trifluoroethane (Freon 113)	ND		ug/L	0.20	0.50	1	EPA 8260C Certifications: CTDOH,NELAC-NY10854,NJDEP	09/07/2016 08:47	09/07/2016 13:44	SS
79-00-5	1,1,2-Trichloroethane	ND		ug/L	0.20	0.50	1	EPA 8260C Certifications: CTDOH,NELAC-NY10854,NJDEP	09/07/2016 08:47	09/07/2016 13:44	SS
75-34-3	1,1-Dichloroethane	ND		ug/L	0.20	0.50	1	EPA 8260C Certifications: CTDOH,NELAC-NY10854,NJDEP	09/07/2016 08:47	09/07/2016 13:44	SS
75-35-4	1,1-Dichloroethylene	ND		ug/L	0.20	0.50	1	EPA 8260C Certifications: CTDOH,NELAC-NY10854,NJDEP	09/07/2016 08:47	09/07/2016 13:44	SS
563-58-6	1,1-Dichloropropylene	ND		ug/L	0.20	0.50	1	EPA 8260C Certifications: NELAC-NY10854,NJDEP	09/07/2016 08:47	09/07/2016 13:44	SS
87-61-6	1,2,3-Trichlorobenzene	ND		ug/L	0.20	0.50	1	EPA 8260C Certifications: NELAC-NY10854,NJDEP	09/07/2016 08:47	09/07/2016 13:44	SS
96-18-4	1,2,3-Trichloropropane	ND		ug/L	0.20	0.50	1	EPA 8260C Certifications: NELAC-NY10854,NJDEP	09/07/2016 08:47	09/07/2016 13:44	SS
120-82-1	1,2,4-Trichlorobenzene	ND		ug/L	0.20	0.50	1	EPA 8260C Certifications: NELAC-NY10854,NJDEP	09/07/2016 08:47	09/07/2016 13:44	SS
95-63-6	1,2,4-Trimethylbenzene	ND		ug/L	0.20	0.50	1	EPA 8260C Certifications: CTDOH,NELAC-NY10854,NJDEP	09/07/2016 08:47	09/07/2016 13:44	SS
96-12-8	1,2-Dibromo-3-chloropropane	ND		ug/L	0.20	0.50	1	EPA 8260C Certifications: CTDOH,NELAC-NY10854,NJDEP	09/07/2016 08:47	09/07/2016 13:44	SS
106-93-4	1,2-Dibromoethane	ND		ug/L	0.20	2.0	1	EPA 8260C Certifications: CTDOH,NELAC-NY10854,NJDEP	09/07/2016 08:47	09/07/2016 13:44	SS
95-50-1	1,2-Dichlorobenzene	ND		ug/L	0.20	0.50	1	EPA 8260C Certifications: CTDOH,NELAC-NY10854,NJDEP	09/07/2016 08:47	09/07/2016 13:44	SS
107-06-2	1,2-Dichloroethane	ND		ug/L	0.20	0.50	1	EPA 8260C Certifications: CTDOH,NELAC-NY10854,NJDEP	09/07/2016 08:47	09/07/2016 13:44	SS
78-87-5	1,2-Dichloropropane	ND		ug/L	0.20	0.50	1	EPA 8260C Certifications: CTDOH,NELAC-NY10854,NJDEP	09/07/2016 08:47	09/07/2016 13:44	SS
108-67-8	1,3,5-Trimethylbenzene	ND		ug/L	0.20	0.50	1	EPA 8260C Certifications: CTDOH,NELAC-NY10854,NJDEP	09/07/2016 08:47	09/07/2016 13:44	SS
541-73-1	1,3-Dichlorobenzene	ND		ug/L	0.20	0.50	1	EPA 8260C Certifications: CTDOH,NELAC-NY10854,NJDEP	09/07/2016 08:47	09/07/2016 13:44	SS
142-28-9	1,3-Dichloropropane	ND		ug/L	0.20	0.50	1	EPA 8260C Certifications: NELAC-NY10854,NJDEP	09/07/2016 08:47	09/07/2016 13:44	SS
106-46-7	1,4-Dichlorobenzene	ND		ug/L	0.20	0.50	1	EPA 8260C Certifications: CTDOH,NELAC-NY10854,NJDEP	09/07/2016 08:47	09/07/2016 13:44	SS
594-20-7	2,2-Dichloropropane	ND		ug/L	0.20	0.50	1	EPA 8260C Certifications: NELAC-NY10854,NJDEP	09/07/2016 08:47	09/07/2016 13:44	SS
95-49-8	2-Chlorotoluene	ND		ug/L	0.20	0.50	1	EPA 8260C Certifications: CTDOH,NELAC-NY10854,NJDEP	09/07/2016 08:47	09/07/2016 13:44	SS



Sample Information

Client Sample ID: 090116:1230 FRW-1

York Sample ID: 1610065-01

York Project (SDG) No.

Client Project ID

Matrix

Collection Date/Time

Date Received

1610065

Rowe Industries

Water

September 1, 2016 12:30 pm

09/02/2016

Volatile Organics, 8260 List - Low Level

Log-in Notes:

Sample Notes:

Sample Prepared by Method: EPA 5030B

CAS No.	Parameter	Result	Flag	Units	Reported to LOD/MDL	LOQ	Dilution	Reference Method	Date/Time Prepared	Date/Time Analyzed	Analyst
591-78-6	2-Hexanone	ND		ug/L	0.20	2.0	1	EPA 8260C Certifications: CTDOH,NELAC-NY10854,NJDEP	09/07/2016 08:47	09/07/2016 13:44	SS
106-43-4	4-Chlorotoluene	ND		ug/L	0.20	0.50	1	EPA 8260C Certifications: CTDOH,NELAC-NY10854,NJDEP	09/07/2016 08:47	09/07/2016 13:44	SS
67-64-1	Acetone	ND		ug/L	1.0	2.0	1	EPA 8260C Certifications: CTDOH,NELAC-NY10854,NJDEP	09/07/2016 08:47	09/07/2016 13:44	SS
71-43-2	Benzene	ND		ug/L	0.20	0.50	1	EPA 8260C Certifications: CTDOH,NELAC-NY10854,NJDEP	09/07/2016 08:47	09/07/2016 13:44	SS
108-86-1	Bromobenzene	ND		ug/L	0.20	0.50	1	EPA 8260C Certifications: NELAC-NY10854,NJDEP	09/07/2016 08:47	09/07/2016 13:44	SS
74-97-5	Bromochloromethane	ND		ug/L	0.20	0.50	1	EPA 8260C Certifications: NELAC-NY10854,NJDEP	09/07/2016 08:47	09/07/2016 13:44	SS
75-27-4	Bromodichloromethane	ND		ug/L	0.20	0.50	1	EPA 8260C Certifications: CTDOH,NELAC-NY10854,NJDEP	09/07/2016 08:47	09/07/2016 13:44	SS
75-25-2	Bromoform	ND		ug/L	0.20	0.50	1	EPA 8260C Certifications: CTDOH,NELAC-NY10854,NJDEP	09/07/2016 08:47	09/07/2016 13:44	SS
74-83-9	Bromomethane	ND		ug/L	0.20	2.0	1	EPA 8260C Certifications: CTDOH,NELAC-NY10854,NJDEP	09/07/2016 08:47	09/07/2016 13:44	SS
56-23-5	Carbon tetrachloride	ND		ug/L	0.20	0.50	1	EPA 8260C Certifications: CTDOH,NELAC-NY10854,NJDEP	09/07/2016 08:47	09/07/2016 13:44	SS
108-90-7	Chlorobenzene	ND		ug/L	0.20	0.50	1	EPA 8260C Certifications: CTDOH,NELAC-NY10854,NJDEP	09/07/2016 08:47	09/07/2016 13:44	SS
75-00-3	Chloroethane	ND		ug/L	0.20	0.50	1	EPA 8260C Certifications: CTDOH,NELAC-NY10854,NJDEP	09/07/2016 08:47	09/07/2016 13:44	SS
67-66-3	Chloroform	ND		ug/L	0.20	0.50	1	EPA 8260C Certifications: CTDOH,NELAC-NY10854,NJDEP	09/07/2016 08:47	09/07/2016 13:44	SS
74-87-3	Chloromethane	0.25	ICV-E, J	ug/L	0.20	0.50	1	EPA 8260C Certifications: CTDOH,NELAC-NY10854,NJDEP	09/07/2016 08:47	09/07/2016 13:44	SS
156-59-2	cis-1,2-Dichloroethylene	1.6		ug/L	0.20	0.50	1	EPA 8260C Certifications: CTDOH,NELAC-NY10854,NJDEP	09/07/2016 08:47	09/07/2016 13:44	SS
10061-01-5	cis-1,3-Dichloropropylene	ND		ug/L	0.20	0.50	1	EPA 8260C Certifications: CTDOH,NELAC-NY10854,NJDEP	09/07/2016 08:47	09/07/2016 13:44	SS
124-48-1	Dibromochloromethane	ND		ug/L	0.20	0.50	1	EPA 8260C Certifications: CTDOH,NELAC-NY10854,NJDEP	09/07/2016 08:47	09/07/2016 13:44	SS
74-95-3	Dibromomethane	ND		ug/L	0.20	0.50	1	EPA 8260C Certifications: NELAC-NY10854,NJDEP	09/07/2016 08:47	09/07/2016 13:44	SS
75-71-8	Dichlorodifluoromethane	ND		ug/L	0.20	0.50	1	EPA 8260C Certifications: NELAC-NY10854,NJDEP	09/07/2016 08:47	09/07/2016 13:44	SS
100-41-4	Ethyl Benzene	ND		ug/L	0.20	0.50	1	EPA 8260C Certifications: CTDOH,NELAC-NY10854,NJDEP	09/07/2016 08:47	09/07/2016 13:44	SS
87-68-3	Hexachlorobutadiene	ND		ug/L	0.20	0.50	1	EPA 8260C Certifications: NELAC-NY10854,NJDEP	09/07/2016 08:47	09/07/2016 13:44	SS
98-82-8	Isopropylbenzene	ND		ug/L	0.20	0.50	1	EPA 8260C Certifications: CTDOH,NELAC-NY10854,NJDEP	09/07/2016 08:47	09/07/2016 13:44	SS
1634-04-4	Methyl tert-butyl ether (MTBE)	ND		ug/L	0.20	0.50	1	EPA 8260C Certifications: CTDOH,NELAC-NY10854,NJDEP	09/07/2016 08:47	09/07/2016 13:44	SS



Sample Information

Client Sample ID: 090116:1230 FRW-1

York Sample ID: 1610065-01

York Project (SDG) No.

Client Project ID

Matrix

Collection Date/Time

Date Received

1610065

Rowe Industries

Water

September 1, 2016 12:30 pm

09/02/2016

Volatile Organics, 8260 List - Low Level

Log-in Notes:

Sample Notes:

Sample Prepared by Method: EPA 5030B

CAS No.	Parameter	Result	Flag	Units	Reported to LOD/MDL	LOQ	Dilution	Reference Method	Date/Time Prepared	Date/Time Analyzed	Analyst
75-09-2	Methylene chloride	ND		ug/L	1.0	2.0	1	EPA 8260C Certifications: CTDOH,NELAC-NY10854,NJDEP	09/07/2016 08:47	09/07/2016 13:44	SS
91-20-3	Naphthalene	ND		ug/L	1.0	2.0	1	EPA 8260C Certifications: NELAC-NY10854,NJDEP	09/07/2016 08:47	09/07/2016 13:44	SS
104-51-8	n-Butylbenzene	ND		ug/L	0.20	0.50	1	EPA 8260C Certifications: CTDOH,NELAC-NY10854,NJDEP	09/07/2016 08:47	09/07/2016 13:44	SS
103-65-1	n-Propylbenzene	ND		ug/L	0.20	0.50	1	EPA 8260C Certifications: CTDOH,NELAC-NY10854,NJDEP	09/07/2016 08:47	09/07/2016 13:44	SS
95-47-6	o-Xylene	ND		ug/L	0.20	0.50	1	EPA 8260C Certifications: NELAC-NY10854	09/07/2016 08:47	09/07/2016 13:44	SS
179601-23-1	p- & m- Xylenes	ND		ug/L	0.50	1.0	1	EPA 8260C Certifications: NELAC-NY10854	09/07/2016 08:47	09/07/2016 13:44	SS
99-87-6	p-Isopropyltoluene	ND		ug/L	0.20	0.50	1	EPA 8260C Certifications: CTDOH,NELAC-NY10854,NJDEP	09/07/2016 08:47	09/07/2016 13:44	SS
135-98-8	sec-Butylbenzene	ND		ug/L	0.20	0.50	1	EPA 8260C Certifications: CTDOH,NELAC-NY10854,NJDEP	09/07/2016 08:47	09/07/2016 13:44	SS
100-42-5	Styrene	ND		ug/L	0.20	0.50	1	EPA 8260C Certifications: CTDOH,NELAC-NY10854,NJDEP	09/07/2016 08:47	09/07/2016 13:44	SS
98-06-6	tert-Butylbenzene	ND		ug/L	0.20	0.50	1	EPA 8260C Certifications: CTDOH,NELAC-NY10854,NJDEP	09/07/2016 08:47	09/07/2016 13:44	SS
127-18-4	Tetrachloroethylene	25		ug/L	0.20	0.50	1	EPA 8260C Certifications: CTDOH,NELAC-NY10854,NJDEP	09/07/2016 08:47	09/07/2016 13:44	SS
108-88-3	Toluene	ND		ug/L	0.20	0.50	1	EPA 8260C Certifications: CTDOH,NELAC-NY10854,NJDEP	09/07/2016 08:47	09/07/2016 13:44	SS
156-60-5	trans-1,2-Dichloroethylene	ND		ug/L	0.20	0.50	1	EPA 8260C Certifications: CTDOH,NELAC-NY10854,NJDEP	09/07/2016 08:47	09/07/2016 13:44	SS
10061-02-6	trans-1,3-Dichloropropylene	ND		ug/L	0.20	0.50	1	EPA 8260C Certifications: CTDOH,NELAC-NY10854,NJDEP	09/07/2016 08:47	09/07/2016 13:44	SS
79-01-6	Trichloroethylene	0.81		ug/L	0.20	0.50	1	EPA 8260C Certifications: CTDOH,NELAC-NY10854,NJDEP	09/07/2016 08:47	09/07/2016 13:44	SS
75-69-4	Trichlorofluoromethane	ND		ug/L	0.20	0.50	1	EPA 8260C Certifications: CTDOH,NELAC-NY10854,NJDEP	09/07/2016 08:47	09/07/2016 13:44	SS
75-01-4	Vinyl Chloride	ND		ug/L	0.20	0.50	1	EPA 8260C Certifications: CTDOH,NELAC-NY10854,NJDEP	09/07/2016 08:47	09/07/2016 13:44	SS
1330-20-7	* Xylenes, Total	ND		ug/L	0.60	1.5	1	EPA 8260C Certifications: CTDOH,NJDEP	09/07/2016 08:47	09/07/2016 13:44	SS

	Surrogate Recoveries	Result	Acceptance Range
17060-07-0	Surrogate: 1,2-Dichloroethane-d4	102 %	69-130
2037-26-5	Surrogate: Toluene-d8	92.8 %	81-117
460-00-4	Surrogate: p-Bromofluorobenzene	97.5 %	79-122



Sample Information

Client Sample ID: 090116:1235 FRW-2

York Sample ID: 1610065-02

York Project (SDG) No.

Client Project ID

Matrix

Collection Date/Time

Date Received

1610065

Rowe Industries

Water

September 1, 2016 12:35 pm

09/02/2016

Volatile Organics, 8260 List - Low Level

Log-in Notes:

Sample Notes:

Sample Prepared by Method: EPA 5030B

CAS No.	Parameter	Result	Flag	Units	Reported to LOD/MDL	LOQ	Dilution	Reference Method	Date/Time Prepared	Date/Time Analyzed	Analyst
630-20-6	1,1,1,2-Tetrachloroethane	ND		ug/L	0.20	0.50	1	EPA 8260C Certifications: CTDOH,NELAC-NY10854,NJDEP	09/07/2016 08:47	09/07/2016 14:24	SS
71-55-6	1,1,1-Trichloroethane	ND		ug/L	0.20	0.50	1	EPA 8260C Certifications: CTDOH,NELAC-NY10854,NJDEP	09/07/2016 08:47	09/07/2016 14:24	SS
79-34-5	1,1,2,2-Tetrachloroethane	ND		ug/L	0.20	0.50	1	EPA 8260C Certifications: CTDOH,NELAC-NY10854,NJDEP	09/07/2016 08:47	09/07/2016 14:24	SS
76-13-1	1,1,2-Trichloro-1,2,2-trifluoroethane (Freon 113)	ND		ug/L	0.20	0.50	1	EPA 8260C Certifications: CTDOH,NELAC-NY10854,NJDEP	09/07/2016 08:47	09/07/2016 14:24	SS
79-00-5	1,1,2-Trichloroethane	ND		ug/L	0.20	0.50	1	EPA 8260C Certifications: CTDOH,NELAC-NY10854,NJDEP	09/07/2016 08:47	09/07/2016 14:24	SS
75-34-3	1,1-Dichloroethane	ND		ug/L	0.20	0.50	1	EPA 8260C Certifications: CTDOH,NELAC-NY10854,NJDEP	09/07/2016 08:47	09/07/2016 14:24	SS
75-35-4	1,1-Dichloroethylene	ND		ug/L	0.20	0.50	1	EPA 8260C Certifications: CTDOH,NELAC-NY10854,NJDEP	09/07/2016 08:47	09/07/2016 14:24	SS
563-58-6	1,1-Dichloropropylene	ND		ug/L	0.20	0.50	1	EPA 8260C Certifications: NELAC-NY10854,NJDEP	09/07/2016 08:47	09/07/2016 14:24	SS
87-61-6	1,2,3-Trichlorobenzene	ND		ug/L	0.20	0.50	1	EPA 8260C Certifications: NELAC-NY10854,NJDEP	09/07/2016 08:47	09/07/2016 14:24	SS
96-18-4	1,2,3-Trichloropropane	ND		ug/L	0.20	0.50	1	EPA 8260C Certifications: NELAC-NY10854,NJDEP	09/07/2016 08:47	09/07/2016 14:24	SS
120-82-1	1,2,4-Trichlorobenzene	ND		ug/L	0.20	0.50	1	EPA 8260C Certifications: NELAC-NY10854,NJDEP	09/07/2016 08:47	09/07/2016 14:24	SS
95-63-6	1,2,4-Trimethylbenzene	ND		ug/L	0.20	0.50	1	EPA 8260C Certifications: CTDOH,NELAC-NY10854,NJDEP	09/07/2016 08:47	09/07/2016 14:24	SS
96-12-8	1,2-Dibromo-3-chloropropane	ND		ug/L	0.20	0.50	1	EPA 8260C Certifications: CTDOH,NELAC-NY10854,NJDEP	09/07/2016 08:47	09/07/2016 14:24	SS
106-93-4	1,2-Dibromoethane	ND		ug/L	0.20	2.0	1	EPA 8260C Certifications: CTDOH,NELAC-NY10854,NJDEP	09/07/2016 08:47	09/07/2016 14:24	SS
95-50-1	1,2-Dichlorobenzene	ND		ug/L	0.20	0.50	1	EPA 8260C Certifications: CTDOH,NELAC-NY10854,NJDEP	09/07/2016 08:47	09/07/2016 14:24	SS
107-06-2	1,2-Dichloroethane	ND		ug/L	0.20	0.50	1	EPA 8260C Certifications: CTDOH,NELAC-NY10854,NJDEP	09/07/2016 08:47	09/07/2016 14:24	SS
78-87-5	1,2-Dichloropropane	ND		ug/L	0.20	0.50	1	EPA 8260C Certifications: CTDOH,NELAC-NY10854,NJDEP	09/07/2016 08:47	09/07/2016 14:24	SS
108-67-8	1,3,5-Trimethylbenzene	ND		ug/L	0.20	0.50	1	EPA 8260C Certifications: CTDOH,NELAC-NY10854,NJDEP	09/07/2016 08:47	09/07/2016 14:24	SS
541-73-1	1,3-Dichlorobenzene	ND		ug/L	0.20	0.50	1	EPA 8260C Certifications: CTDOH,NELAC-NY10854,NJDEP	09/07/2016 08:47	09/07/2016 14:24	SS
142-28-9	1,3-Dichloropropane	ND		ug/L	0.20	0.50	1	EPA 8260C Certifications: NELAC-NY10854,NJDEP	09/07/2016 08:47	09/07/2016 14:24	SS
106-46-7	1,4-Dichlorobenzene	ND		ug/L	0.20	0.50	1	EPA 8260C Certifications: CTDOH,NELAC-NY10854,NJDEP	09/07/2016 08:47	09/07/2016 14:24	SS
594-20-7	2,2-Dichloropropane	ND		ug/L	0.20	0.50	1	EPA 8260C Certifications: NELAC-NY10854,NJDEP	09/07/2016 08:47	09/07/2016 14:24	SS
95-49-8	2-Chlorotoluene	ND		ug/L	0.20	0.50	1	EPA 8260C Certifications: CTDOH,NELAC-NY10854,NJDEP	09/07/2016 08:47	09/07/2016 14:24	SS
591-78-6	2-Hexanone	ND		ug/L	0.20	2.0	1	EPA 8260C Certifications: CTDOH,NELAC-NY10854,NJDEP	09/07/2016 08:47	09/07/2016 14:24	SS



Sample Information

Client Sample ID: 090116:1235 FRW-2

York Sample ID: 1610065-02

York Project (SDG) No.

Client Project ID

Matrix

Collection Date/Time

Date Received

1610065

Rowe Industries

Water

September 1, 2016 12:35 pm

09/02/2016

Volatile Organics, 8260 List - Low Level

Log-in Notes:

Sample Notes:

Sample Prepared by Method: EPA 5030B

CAS No.	Parameter	Result	Flag	Units	Reported to LOD/MDL	LOQ	Dilution	Reference Method	Date/Time Prepared	Date/Time Analyzed	Analyst
106-43-4	4-Chlorotoluene	ND		ug/L	0.20	0.50	1	EPA 8260C Certifications: CTDOH,NELAC-NY10854,NJDEP	09/07/2016 08:47	09/07/2016 14:24	SS
67-64-1	Acetone	ND		ug/L	1.0	2.0	1	EPA 8260C Certifications: CTDOH,NELAC-NY10854,NJDEP	09/07/2016 08:47	09/07/2016 14:24	SS
71-43-2	Benzene	ND		ug/L	0.20	0.50	1	EPA 8260C Certifications: CTDOH,NELAC-NY10854,NJDEP	09/07/2016 08:47	09/07/2016 14:24	SS
108-86-1	Bromobenzene	ND		ug/L	0.20	0.50	1	EPA 8260C Certifications: NELAC-NY10854,NJDEP	09/07/2016 08:47	09/07/2016 14:24	SS
74-97-5	Bromochloromethane	ND		ug/L	0.20	0.50	1	EPA 8260C Certifications: NELAC-NY10854,NJDEP	09/07/2016 08:47	09/07/2016 14:24	SS
75-27-4	Bromodichloromethane	ND		ug/L	0.20	0.50	1	EPA 8260C Certifications: CTDOH,NELAC-NY10854,NJDEP	09/07/2016 08:47	09/07/2016 14:24	SS
75-25-2	Bromoform	ND		ug/L	0.20	0.50	1	EPA 8260C Certifications: CTDOH,NELAC-NY10854,NJDEP	09/07/2016 08:47	09/07/2016 14:24	SS
74-83-9	Bromomethane	ND		ug/L	0.20	2.0	1	EPA 8260C Certifications: CTDOH,NELAC-NY10854,NJDEP	09/07/2016 08:47	09/07/2016 14:24	SS
56-23-5	Carbon tetrachloride	ND		ug/L	0.20	0.50	1	EPA 8260C Certifications: CTDOH,NELAC-NY10854,NJDEP	09/07/2016 08:47	09/07/2016 14:24	SS
108-90-7	Chlorobenzene	ND		ug/L	0.20	0.50	1	EPA 8260C Certifications: CTDOH,NELAC-NY10854,NJDEP	09/07/2016 08:47	09/07/2016 14:24	SS
75-00-3	Chloroethane	ND		ug/L	0.20	0.50	1	EPA 8260C Certifications: CTDOH,NELAC-NY10854,NJDEP	09/07/2016 08:47	09/07/2016 14:24	SS
67-66-3	Chloroform	ND		ug/L	0.20	0.50	1	EPA 8260C Certifications: CTDOH,NELAC-NY10854,NJDEP	09/07/2016 08:47	09/07/2016 14:24	SS
74-87-3	Chloromethane	0.35	ICV-E, J	ug/L	0.20	0.50	1	EPA 8260C Certifications: CTDOH,NELAC-NY10854,NJDEP	09/07/2016 08:47	09/07/2016 14:24	SS
156-59-2	cis-1,2-Dichloroethylene	0.39	J	ug/L	0.20	0.50	1	EPA 8260C Certifications: CTDOH,NELAC-NY10854,NJDEP	09/07/2016 08:47	09/07/2016 14:24	SS
10061-01-5	cis-1,3-Dichloropropylene	ND		ug/L	0.20	0.50	1	EPA 8260C Certifications: CTDOH,NELAC-NY10854,NJDEP	09/07/2016 08:47	09/07/2016 14:24	SS
124-48-1	Dibromochloromethane	ND		ug/L	0.20	0.50	1	EPA 8260C Certifications: CTDOH,NELAC-NY10854,NJDEP	09/07/2016 08:47	09/07/2016 14:24	SS
74-95-3	Dibromomethane	ND		ug/L	0.20	0.50	1	EPA 8260C Certifications: NELAC-NY10854,NJDEP	09/07/2016 08:47	09/07/2016 14:24	SS
75-71-8	Dichlorodifluoromethane	ND		ug/L	0.20	0.50	1	EPA 8260C Certifications: NELAC-NY10854,NJDEP	09/07/2016 08:47	09/07/2016 14:24	SS
100-41-4	Ethyl Benzene	ND		ug/L	0.20	0.50	1	EPA 8260C Certifications: CTDOH,NELAC-NY10854,NJDEP	09/07/2016 08:47	09/07/2016 14:24	SS
87-68-3	Hexachlorobutadiene	ND		ug/L	0.20	0.50	1	EPA 8260C Certifications: NELAC-NY10854,NJDEP	09/07/2016 08:47	09/07/2016 14:24	SS
98-82-8	Isopropylbenzene	ND		ug/L	0.20	0.50	1	EPA 8260C Certifications: CTDOH,NELAC-NY10854,NJDEP	09/07/2016 08:47	09/07/2016 14:24	SS
1634-04-4	Methyl tert-butyl ether (MTBE)	ND		ug/L	0.20	0.50	1	EPA 8260C Certifications: CTDOH,NELAC-NY10854,NJDEP	09/07/2016 08:47	09/07/2016 14:24	SS
75-09-2	Methylene chloride	ND		ug/L	1.0	2.0	1	EPA 8260C Certifications: CTDOH,NELAC-NY10854,NJDEP	09/07/2016 08:47	09/07/2016 14:24	SS



Sample Information

Client Sample ID: 090116:1235 FRW-2

York Sample ID: 16I0065-02

York Project (SDG) No.

Client Project ID

Matrix

Collection Date/Time

Date Received

16I0065

Rowe Industries

Water

September 1, 2016 12:35 pm

09/02/2016

Volatile Organics, 8260 List - Low Level

Log-in Notes:

Sample Notes:

Sample Prepared by Method: EPA 5030B

CAS No.	Parameter	Result	Flag	Units	Reported to LOD/MDL	LOQ	Dilution	Reference Method	Date/Time Prepared	Date/Time Analyzed	Analyst
91-20-3	Naphthalene	ND		ug/L	1.0	2.0	1	EPA 8260C Certifications: NELAC-NY10854,NJDEP	09/07/2016 08:47	09/07/2016 14:24	SS
104-51-8	n-Butylbenzene	ND		ug/L	0.20	0.50	1	EPA 8260C Certifications: CTDOH,NELAC-NY10854,NJDEP	09/07/2016 08:47	09/07/2016 14:24	SS
103-65-1	n-Propylbenzene	ND		ug/L	0.20	0.50	1	EPA 8260C Certifications: CTDOH,NELAC-NY10854,NJDEP	09/07/2016 08:47	09/07/2016 14:24	SS
95-47-6	o-Xylene	ND		ug/L	0.20	0.50	1	EPA 8260C Certifications: NELAC-NY10854	09/07/2016 08:47	09/07/2016 14:24	SS
179601-23-1	p- & m- Xylenes	ND		ug/L	0.50	1.0	1	EPA 8260C Certifications: NELAC-NY10854	09/07/2016 08:47	09/07/2016 14:24	SS
99-87-6	p-Isopropyltoluene	ND		ug/L	0.20	0.50	1	EPA 8260C Certifications: CTDOH,NELAC-NY10854,NJDEP	09/07/2016 08:47	09/07/2016 14:24	SS
135-98-8	sec-Butylbenzene	ND		ug/L	0.20	0.50	1	EPA 8260C Certifications: CTDOH,NELAC-NY10854,NJDEP	09/07/2016 08:47	09/07/2016 14:24	SS
100-42-5	Styrene	ND		ug/L	0.20	0.50	1	EPA 8260C Certifications: CTDOH,NELAC-NY10854,NJDEP	09/07/2016 08:47	09/07/2016 14:24	SS
98-06-6	tert-Butylbenzene	ND		ug/L	0.20	0.50	1	EPA 8260C Certifications: CTDOH,NELAC-NY10854,NJDEP	09/07/2016 08:47	09/07/2016 14:24	SS
127-18-4	Tetrachloroethylene	26		ug/L	0.20	0.50	1	EPA 8260C Certifications: CTDOH,NELAC-NY10854,NJDEP	09/07/2016 08:47	09/07/2016 14:24	SS
108-88-3	Toluene	ND		ug/L	0.20	0.50	1	EPA 8260C Certifications: CTDOH,NELAC-NY10854,NJDEP	09/07/2016 08:47	09/07/2016 14:24	SS
156-60-5	trans-1,2-Dichloroethylene	ND		ug/L	0.20	0.50	1	EPA 8260C Certifications: CTDOH,NELAC-NY10854,NJDEP	09/07/2016 08:47	09/07/2016 14:24	SS
10061-02-6	trans-1,3-Dichloropropylene	ND		ug/L	0.20	0.50	1	EPA 8260C Certifications: CTDOH,NELAC-NY10854,NJDEP	09/07/2016 08:47	09/07/2016 14:24	SS
79-01-6	Trichloroethylene	1.2		ug/L	0.20	0.50	1	EPA 8260C Certifications: CTDOH,NELAC-NY10854,NJDEP	09/07/2016 08:47	09/07/2016 14:24	SS
75-69-4	Trichlorofluoromethane	ND		ug/L	0.20	0.50	1	EPA 8260C Certifications: CTDOH,NELAC-NY10854,NJDEP	09/07/2016 08:47	09/07/2016 14:24	SS
75-01-4	Vinyl Chloride	ND		ug/L	0.20	0.50	1	EPA 8260C Certifications: CTDOH,NELAC-NY10854,NJDEP	09/07/2016 08:47	09/07/2016 14:24	SS
1330-20-7	* Xylenes, Total	ND		ug/L	0.60	1.5	1	EPA 8260C Certifications: CTDOH,NJDEP	09/07/2016 08:47	09/07/2016 14:24	SS
	Surrogate Recoveries	Result						Acceptance Range			
17060-07-0	Surrogate: 1,2-Dichloroethane-d4	104 %						69-130			
2037-26-5	Surrogate: Toluene-d8	93.2 %						81-117			
460-00-4	Surrogate: p-Bromofluorobenzene	96.3 %						79-122			



Sample Information

Client Sample ID: 090116:1240 FRW-3

York Sample ID: 1610065-03

York Project (SDG) No.

Client Project ID

Matrix

Collection Date/Time

Date Received

1610065

Rowe Industries

Water

September 1, 2016 12:40 pm

09/02/2016

Volatile Organics, 8260 List - Low Level

Log-in Notes:

Sample Notes:

Sample Prepared by Method: EPA 5030B

CAS No.	Parameter	Result	Flag	Units	Reported to LOD/MDL	LOQ	Dilution	Reference Method	Date/Time Prepared	Date/Time Analyzed	Analyst
630-20-6	1,1,1,2-Tetrachloroethane	ND		ug/L	0.20	0.50	1	EPA 8260C Certifications: CTDOH,NELAC-NY10854,NJDEP	09/07/2016 08:47	09/07/2016 15:03	SS
71-55-6	1,1,1-Trichloroethane	ND		ug/L	0.20	0.50	1	EPA 8260C Certifications: CTDOH,NELAC-NY10854,NJDEP	09/07/2016 08:47	09/07/2016 15:03	SS
79-34-5	1,1,2,2-Tetrachloroethane	ND		ug/L	0.20	0.50	1	EPA 8260C Certifications: CTDOH,NELAC-NY10854,NJDEP	09/07/2016 08:47	09/07/2016 15:03	SS
76-13-1	1,1,2-Trichloro-1,2,2-trifluoroethane (Freon 113)	ND		ug/L	0.20	0.50	1	EPA 8260C Certifications: CTDOH,NELAC-NY10854,NJDEP	09/07/2016 08:47	09/07/2016 15:03	SS
79-00-5	1,1,2-Trichloroethane	ND		ug/L	0.20	0.50	1	EPA 8260C Certifications: CTDOH,NELAC-NY10854,NJDEP	09/07/2016 08:47	09/07/2016 15:03	SS
75-34-3	1,1-Dichloroethane	ND		ug/L	0.20	0.50	1	EPA 8260C Certifications: CTDOH,NELAC-NY10854,NJDEP	09/07/2016 08:47	09/07/2016 15:03	SS
75-35-4	1,1-Dichloroethylene	ND		ug/L	0.20	0.50	1	EPA 8260C Certifications: CTDOH,NELAC-NY10854,NJDEP	09/07/2016 08:47	09/07/2016 15:03	SS
563-58-6	1,1-Dichloropropylene	ND		ug/L	0.20	0.50	1	EPA 8260C Certifications: NELAC-NY10854,NJDEP	09/07/2016 08:47	09/07/2016 15:03	SS
87-61-6	1,2,3-Trichlorobenzene	ND		ug/L	0.20	0.50	1	EPA 8260C Certifications: NELAC-NY10854,NJDEP	09/07/2016 08:47	09/07/2016 15:03	SS
96-18-4	1,2,3-Trichloropropane	ND		ug/L	0.20	0.50	1	EPA 8260C Certifications: NELAC-NY10854,NJDEP	09/07/2016 08:47	09/07/2016 15:03	SS
120-82-1	1,2,4-Trichlorobenzene	ND		ug/L	0.20	0.50	1	EPA 8260C Certifications: NELAC-NY10854,NJDEP	09/07/2016 08:47	09/07/2016 15:03	SS
95-63-6	1,2,4-Trimethylbenzene	ND		ug/L	0.20	0.50	1	EPA 8260C Certifications: CTDOH,NELAC-NY10854,NJDEP	09/07/2016 08:47	09/07/2016 15:03	SS
96-12-8	1,2-Dibromo-3-chloropropane	ND		ug/L	0.20	0.50	1	EPA 8260C Certifications: CTDOH,NELAC-NY10854,NJDEP	09/07/2016 08:47	09/07/2016 15:03	SS
106-93-4	1,2-Dibromoethane	ND		ug/L	0.20	2.0	1	EPA 8260C Certifications: CTDOH,NELAC-NY10854,NJDEP	09/07/2016 08:47	09/07/2016 15:03	SS
95-50-1	1,2-Dichlorobenzene	ND		ug/L	0.20	0.50	1	EPA 8260C Certifications: CTDOH,NELAC-NY10854,NJDEP	09/07/2016 08:47	09/07/2016 15:03	SS
107-06-2	1,2-Dichloroethane	ND		ug/L	0.20	0.50	1	EPA 8260C Certifications: CTDOH,NELAC-NY10854,NJDEP	09/07/2016 08:47	09/07/2016 15:03	SS
78-87-5	1,2-Dichloropropane	ND		ug/L	0.20	0.50	1	EPA 8260C Certifications: CTDOH,NELAC-NY10854,NJDEP	09/07/2016 08:47	09/07/2016 15:03	SS
108-67-8	1,3,5-Trimethylbenzene	ND		ug/L	0.20	0.50	1	EPA 8260C Certifications: CTDOH,NELAC-NY10854,NJDEP	09/07/2016 08:47	09/07/2016 15:03	SS
541-73-1	1,3-Dichlorobenzene	ND		ug/L	0.20	0.50	1	EPA 8260C Certifications: CTDOH,NELAC-NY10854,NJDEP	09/07/2016 08:47	09/07/2016 15:03	SS
142-28-9	1,3-Dichloropropane	ND		ug/L	0.20	0.50	1	EPA 8260C Certifications: NELAC-NY10854,NJDEP	09/07/2016 08:47	09/07/2016 15:03	SS
106-46-7	1,4-Dichlorobenzene	ND		ug/L	0.20	0.50	1	EPA 8260C Certifications: CTDOH,NELAC-NY10854,NJDEP	09/07/2016 08:47	09/07/2016 15:03	SS
594-20-7	2,2-Dichloropropane	ND		ug/L	0.20	0.50	1	EPA 8260C Certifications: NELAC-NY10854,NJDEP	09/07/2016 08:47	09/07/2016 15:03	SS
95-49-8	2-Chlorotoluene	ND		ug/L	0.20	0.50	1	EPA 8260C Certifications: CTDOH,NELAC-NY10854,NJDEP	09/07/2016 08:47	09/07/2016 15:03	SS
591-78-6	2-Hexanone	ND		ug/L	0.20	2.0	1	EPA 8260C Certifications: CTDOH,NELAC-NY10854,NJDEP	09/07/2016 08:47	09/07/2016 15:03	SS



Sample Information

Client Sample ID: 090116:1240 FRW-3

York Sample ID: 1610065-03

York Project (SDG) No.

Client Project ID

Matrix

Collection Date/Time

Date Received

1610065

Rowe Industries

Water

September 1, 2016 12:40 pm

09/02/2016

Volatile Organics, 8260 List - Low Level

Log-in Notes:

Sample Notes:

Sample Prepared by Method: EPA 5030B

CAS No.	Parameter	Result	Flag	Units	Reported to LOD/MDL	LOQ	Dilution	Reference Method	Date/Time Prepared	Date/Time Analyzed	Analyst
106-43-4	4-Chlorotoluene	ND		ug/L	0.20	0.50	1	EPA 8260C Certifications: CTDOH,NELAC-NY10854,NJDEP	09/07/2016 08:47	09/07/2016 15:03	SS
67-64-1	Acetone	ND		ug/L	1.0	2.0	1	EPA 8260C Certifications: CTDOH,NELAC-NY10854,NJDEP	09/07/2016 08:47	09/07/2016 15:03	SS
71-43-2	Benzene	ND		ug/L	0.20	0.50	1	EPA 8260C Certifications: CTDOH,NELAC-NY10854,NJDEP	09/07/2016 08:47	09/07/2016 15:03	SS
108-86-1	Bromobenzene	ND		ug/L	0.20	0.50	1	EPA 8260C Certifications: NELAC-NY10854,NJDEP	09/07/2016 08:47	09/07/2016 15:03	SS
74-97-5	Bromochloromethane	ND		ug/L	0.20	0.50	1	EPA 8260C Certifications: NELAC-NY10854,NJDEP	09/07/2016 08:47	09/07/2016 15:03	SS
75-27-4	Bromodichloromethane	ND		ug/L	0.20	0.50	1	EPA 8260C Certifications: CTDOH,NELAC-NY10854,NJDEP	09/07/2016 08:47	09/07/2016 15:03	SS
75-25-2	Bromoform	ND		ug/L	0.20	0.50	1	EPA 8260C Certifications: CTDOH,NELAC-NY10854,NJDEP	09/07/2016 08:47	09/07/2016 15:03	SS
74-83-9	Bromomethane	ND		ug/L	0.20	2.0	1	EPA 8260C Certifications: CTDOH,NELAC-NY10854,NJDEP	09/07/2016 08:47	09/07/2016 15:03	SS
56-23-5	Carbon tetrachloride	ND		ug/L	0.20	0.50	1	EPA 8260C Certifications: CTDOH,NELAC-NY10854,NJDEP	09/07/2016 08:47	09/07/2016 15:03	SS
108-90-7	Chlorobenzene	ND		ug/L	0.20	0.50	1	EPA 8260C Certifications: CTDOH,NELAC-NY10854,NJDEP	09/07/2016 08:47	09/07/2016 15:03	SS
75-00-3	Chloroethane	ND		ug/L	0.20	0.50	1	EPA 8260C Certifications: CTDOH,NELAC-NY10854,NJDEP	09/07/2016 08:47	09/07/2016 15:03	SS
67-66-3	Chloroform	ND		ug/L	0.20	0.50	1	EPA 8260C Certifications: CTDOH,NELAC-NY10854,NJDEP	09/07/2016 08:47	09/07/2016 15:03	SS
74-87-3	Chloromethane	ND		ug/L	0.20	0.50	1	EPA 8260C Certifications: CTDOH,NELAC-NY10854,NJDEP	09/07/2016 08:47	09/07/2016 15:03	SS
156-59-2	cis-1,2-Dichloroethylene	2.2		ug/L	0.20	0.50	1	EPA 8260C Certifications: CTDOH,NELAC-NY10854,NJDEP	09/07/2016 08:47	09/07/2016 15:03	SS
10061-01-5	cis-1,3-Dichloropropylene	ND		ug/L	0.20	0.50	1	EPA 8260C Certifications: CTDOH,NELAC-NY10854,NJDEP	09/07/2016 08:47	09/07/2016 15:03	SS
124-48-1	Dibromochloromethane	ND		ug/L	0.20	0.50	1	EPA 8260C Certifications: CTDOH,NELAC-NY10854,NJDEP	09/07/2016 08:47	09/07/2016 15:03	SS
74-95-3	Dibromomethane	ND		ug/L	0.20	0.50	1	EPA 8260C Certifications: NELAC-NY10854,NJDEP	09/07/2016 08:47	09/07/2016 15:03	SS
75-71-8	Dichlorodifluoromethane	ND		ug/L	0.20	0.50	1	EPA 8260C Certifications: NELAC-NY10854,NJDEP	09/07/2016 08:47	09/07/2016 15:03	SS
100-41-4	Ethyl Benzene	ND		ug/L	0.20	0.50	1	EPA 8260C Certifications: CTDOH,NELAC-NY10854,NJDEP	09/07/2016 08:47	09/07/2016 15:03	SS
87-68-3	Hexachlorobutadiene	ND		ug/L	0.20	0.50	1	EPA 8260C Certifications: NELAC-NY10854,NJDEP	09/07/2016 08:47	09/07/2016 15:03	SS
98-82-8	Isopropylbenzene	0.83		ug/L	0.20	0.50	1	EPA 8260C Certifications: CTDOH,NELAC-NY10854,NJDEP	09/07/2016 08:47	09/07/2016 15:03	SS
1634-04-4	Methyl tert-butyl ether (MTBE)	ND		ug/L	0.20	0.50	1	EPA 8260C Certifications: CTDOH,NELAC-NY10854,NJDEP	09/07/2016 08:47	09/07/2016 15:03	SS
75-09-2	Methylene chloride	ND		ug/L	1.0	2.0	1	EPA 8260C Certifications: CTDOH,NELAC-NY10854,NJDEP	09/07/2016 08:47	09/07/2016 15:03	SS



Sample Information

Client Sample ID: 090116:1240 FRW-3

York Sample ID: 16I0065-03

York Project (SDG) No.

Client Project ID

Matrix

Collection Date/Time

Date Received

16I0065

Rowe Industries

Water

September 1, 2016 12:40 pm

09/02/2016

Volatile Organics, 8260 List - Low Level

Log-in Notes:

Sample Notes:

Sample Prepared by Method: EPA 5030B

CAS No.	Parameter	Result	Flag	Units	Reported to LOD/MDL	LOQ	Dilution	Reference Method	Date/Time Prepared	Date/Time Analyzed	Analyst
91-20-3	Naphthalene	ND		ug/L	1.0	2.0	1	EPA 8260C Certifications: NELAC-NY10854,NJDEP	09/07/2016 08:47	09/07/2016 15:03	SS
104-51-8	n-Butylbenzene	ND		ug/L	0.20	0.50	1	EPA 8260C Certifications: CTDOH,NELAC-NY10854,NJDEP	09/07/2016 08:47	09/07/2016 15:03	SS
103-65-1	n-Propylbenzene	0.58		ug/L	0.20	0.50	1	EPA 8260C Certifications: CTDOH,NELAC-NY10854,NJDEP	09/07/2016 08:47	09/07/2016 15:03	SS
95-47-6	o-Xylene	ND		ug/L	0.20	0.50	1	EPA 8260C Certifications: NELAC-NY10854	09/07/2016 08:47	09/07/2016 15:03	SS
179601-23-1	p- & m- Xylenes	ND		ug/L	0.50	1.0	1	EPA 8260C Certifications: NELAC-NY10854	09/07/2016 08:47	09/07/2016 15:03	SS
99-87-6	p-Isopropyltoluene	ND		ug/L	0.20	0.50	1	EPA 8260C Certifications: CTDOH,NELAC-NY10854,NJDEP	09/07/2016 08:47	09/07/2016 15:03	SS
135-98-8	sec-Butylbenzene	ND		ug/L	0.20	0.50	1	EPA 8260C Certifications: CTDOH,NELAC-NY10854,NJDEP	09/07/2016 08:47	09/07/2016 15:03	SS
100-42-5	Styrene	ND		ug/L	0.20	0.50	1	EPA 8260C Certifications: CTDOH,NELAC-NY10854,NJDEP	09/07/2016 08:47	09/07/2016 15:03	SS
98-06-6	tert-Butylbenzene	ND		ug/L	0.20	0.50	1	EPA 8260C Certifications: CTDOH,NELAC-NY10854,NJDEP	09/07/2016 08:47	09/07/2016 15:03	SS
127-18-4	Tetrachloroethylene	17		ug/L	0.20	0.50	1	EPA 8260C Certifications: CTDOH,NELAC-NY10854,NJDEP	09/07/2016 08:47	09/07/2016 15:03	SS
108-88-3	Toluene	ND		ug/L	0.20	0.50	1	EPA 8260C Certifications: CTDOH,NELAC-NY10854,NJDEP	09/07/2016 08:47	09/07/2016 15:03	SS
156-60-5	trans-1,2-Dichloroethylene	ND		ug/L	0.20	0.50	1	EPA 8260C Certifications: CTDOH,NELAC-NY10854,NJDEP	09/07/2016 08:47	09/07/2016 15:03	SS
10061-02-6	trans-1,3-Dichloropropylene	ND		ug/L	0.20	0.50	1	EPA 8260C Certifications: CTDOH,NELAC-NY10854,NJDEP	09/07/2016 08:47	09/07/2016 15:03	SS
79-01-6	Trichloroethylene	1.4		ug/L	0.20	0.50	1	EPA 8260C Certifications: CTDOH,NELAC-NY10854,NJDEP	09/07/2016 08:47	09/07/2016 15:03	SS
75-69-4	Trichlorofluoromethane	ND		ug/L	0.20	0.50	1	EPA 8260C Certifications: CTDOH,NELAC-NY10854,NJDEP	09/07/2016 08:47	09/07/2016 15:03	SS
75-01-4	Vinyl Chloride	ND		ug/L	0.20	0.50	1	EPA 8260C Certifications: CTDOH,NELAC-NY10854,NJDEP	09/07/2016 08:47	09/07/2016 15:03	SS
1330-20-7	* Xylenes, Total	ND		ug/L	0.60	1.5	1	EPA 8260C Certifications: CTDOH,NJDEP	09/07/2016 08:47	09/07/2016 15:03	SS
Surrogate Recoveries		Result	Acceptance Range								
17060-07-0	Surrogate: 1,2-Dichloroethane-d4	102 %	69-130								
2037-26-5	Surrogate: Toluene-d8	90.5 %	81-117								
460-00-4	Surrogate: p-Bromofluorobenzene	112 %	79-122								



Sample Information

Client Sample ID: 090116:1245 FRW-4

York Sample ID: 1610065-04

York Project (SDG) No.

Client Project ID

Matrix

Collection Date/Time

Date Received

1610065

Rowe Industries

Water

September 1, 2016 12:45 pm

09/02/2016

Volatile Organics, 8260 List - Low Level

Log-in Notes:

Sample Notes:

Sample Prepared by Method: EPA 5030B

CAS No.	Parameter	Result	Flag	Units	Reported to LOD/MDL	LOQ	Dilution	Reference Method	Date/Time Prepared	Date/Time Analyzed	Analyst
630-20-6	1,1,1,2-Tetrachloroethane	ND		ug/L	0.20	0.50	1	EPA 8260C Certifications: CTDOH,NELAC-NY10854,NJDEP	09/07/2016 08:47	09/07/2016 15:43	SS
71-55-6	1,1,1-Trichloroethane	ND		ug/L	0.20	0.50	1	EPA 8260C Certifications: CTDOH,NELAC-NY10854,NJDEP	09/07/2016 08:47	09/07/2016 15:43	SS
79-34-5	1,1,2,2-Tetrachloroethane	ND		ug/L	0.20	0.50	1	EPA 8260C Certifications: CTDOH,NELAC-NY10854,NJDEP	09/07/2016 08:47	09/07/2016 15:43	SS
76-13-1	1,1,2-Trichloro-1,2,2-trifluoroethane (Freon 113)	ND		ug/L	0.20	0.50	1	EPA 8260C Certifications: CTDOH,NELAC-NY10854,NJDEP	09/07/2016 08:47	09/07/2016 15:43	SS
79-00-5	1,1,2-Trichloroethane	ND		ug/L	0.20	0.50	1	EPA 8260C Certifications: CTDOH,NELAC-NY10854,NJDEP	09/07/2016 08:47	09/07/2016 15:43	SS
75-34-3	1,1-Dichloroethane	ND		ug/L	0.20	0.50	1	EPA 8260C Certifications: CTDOH,NELAC-NY10854,NJDEP	09/07/2016 08:47	09/07/2016 15:43	SS
75-35-4	1,1-Dichloroethylene	ND		ug/L	0.20	0.50	1	EPA 8260C Certifications: CTDOH,NELAC-NY10854,NJDEP	09/07/2016 08:47	09/07/2016 15:43	SS
563-58-6	1,1-Dichloropropylene	ND		ug/L	0.20	0.50	1	EPA 8260C Certifications: NELAC-NY10854,NJDEP	09/07/2016 08:47	09/07/2016 15:43	SS
87-61-6	1,2,3-Trichlorobenzene	ND		ug/L	0.20	0.50	1	EPA 8260C Certifications: NELAC-NY10854,NJDEP	09/07/2016 08:47	09/07/2016 15:43	SS
96-18-4	1,2,3-Trichloropropane	ND		ug/L	0.20	0.50	1	EPA 8260C Certifications: NELAC-NY10854,NJDEP	09/07/2016 08:47	09/07/2016 15:43	SS
120-82-1	1,2,4-Trichlorobenzene	ND		ug/L	0.20	0.50	1	EPA 8260C Certifications: NELAC-NY10854,NJDEP	09/07/2016 08:47	09/07/2016 15:43	SS
95-63-6	1,2,4-Trimethylbenzene	ND		ug/L	0.20	0.50	1	EPA 8260C Certifications: CTDOH,NELAC-NY10854,NJDEP	09/07/2016 08:47	09/07/2016 15:43	SS
96-12-8	1,2-Dibromo-3-chloropropane	ND		ug/L	0.20	0.50	1	EPA 8260C Certifications: CTDOH,NELAC-NY10854,NJDEP	09/07/2016 08:47	09/07/2016 15:43	SS
106-93-4	1,2-Dibromoethane	ND		ug/L	0.20	2.0	1	EPA 8260C Certifications: CTDOH,NELAC-NY10854,NJDEP	09/07/2016 08:47	09/07/2016 15:43	SS
95-50-1	1,2-Dichlorobenzene	ND		ug/L	0.20	0.50	1	EPA 8260C Certifications: CTDOH,NELAC-NY10854,NJDEP	09/07/2016 08:47	09/07/2016 15:43	SS
107-06-2	1,2-Dichloroethane	ND		ug/L	0.20	0.50	1	EPA 8260C Certifications: CTDOH,NELAC-NY10854,NJDEP	09/07/2016 08:47	09/07/2016 15:43	SS
78-87-5	1,2-Dichloropropane	ND		ug/L	0.20	0.50	1	EPA 8260C Certifications: CTDOH,NELAC-NY10854,NJDEP	09/07/2016 08:47	09/07/2016 15:43	SS
108-67-8	1,3,5-Trimethylbenzene	ND		ug/L	0.20	0.50	1	EPA 8260C Certifications: CTDOH,NELAC-NY10854,NJDEP	09/07/2016 08:47	09/07/2016 15:43	SS
541-73-1	1,3-Dichlorobenzene	ND		ug/L	0.20	0.50	1	EPA 8260C Certifications: CTDOH,NELAC-NY10854,NJDEP	09/07/2016 08:47	09/07/2016 15:43	SS
142-28-9	1,3-Dichloropropane	ND		ug/L	0.20	0.50	1	EPA 8260C Certifications: NELAC-NY10854,NJDEP	09/07/2016 08:47	09/07/2016 15:43	SS
106-46-7	1,4-Dichlorobenzene	ND		ug/L	0.20	0.50	1	EPA 8260C Certifications: CTDOH,NELAC-NY10854,NJDEP	09/07/2016 08:47	09/07/2016 15:43	SS
594-20-7	2,2-Dichloropropane	ND		ug/L	0.20	0.50	1	EPA 8260C Certifications: NELAC-NY10854,NJDEP	09/07/2016 08:47	09/07/2016 15:43	SS
95-49-8	2-Chlorotoluene	ND		ug/L	0.20	0.50	1	EPA 8260C Certifications: CTDOH,NELAC-NY10854,NJDEP	09/07/2016 08:47	09/07/2016 15:43	SS
591-78-6	2-Hexanone	ND		ug/L	0.20	2.0	1	EPA 8260C Certifications: CTDOH,NELAC-NY10854,NJDEP	09/07/2016 08:47	09/07/2016 15:43	SS



Sample Information

Client Sample ID: 090116:1245 FRW-4

York Sample ID: 1610065-04

York Project (SDG) No.

Client Project ID

Matrix

Collection Date/Time

Date Received

1610065

Rowe Industries

Water

September 1, 2016 12:45 pm

09/02/2016

Volatile Organics, 8260 List - Low Level

Log-in Notes:

Sample Notes:

Sample Prepared by Method: EPA 5030B

CAS No.	Parameter	Result	Flag	Units	Reported to LOD/MDL	LOQ	Dilution	Reference Method	Date/Time Prepared	Date/Time Analyzed	Analyst
106-43-4	4-Chlorotoluene	ND		ug/L	0.20	0.50	1	EPA 8260C Certifications: CTDOH,NELAC-NY10854,NJDEP	09/07/2016 08:47	09/07/2016 15:43	SS
67-64-1	Acetone	ND		ug/L	1.0	2.0	1	EPA 8260C Certifications: CTDOH,NELAC-NY10854,NJDEP	09/07/2016 08:47	09/07/2016 15:43	SS
71-43-2	Benzene	ND		ug/L	0.20	0.50	1	EPA 8260C Certifications: CTDOH,NELAC-NY10854,NJDEP	09/07/2016 08:47	09/07/2016 15:43	SS
108-86-1	Bromobenzene	ND		ug/L	0.20	0.50	1	EPA 8260C Certifications: NELAC-NY10854,NJDEP	09/07/2016 08:47	09/07/2016 15:43	SS
74-97-5	Bromochloromethane	ND		ug/L	0.20	0.50	1	EPA 8260C Certifications: NELAC-NY10854,NJDEP	09/07/2016 08:47	09/07/2016 15:43	SS
75-27-4	Bromodichloromethane	ND		ug/L	0.20	0.50	1	EPA 8260C Certifications: CTDOH,NELAC-NY10854,NJDEP	09/07/2016 08:47	09/07/2016 15:43	SS
75-25-2	Bromoform	ND		ug/L	0.20	0.50	1	EPA 8260C Certifications: CTDOH,NELAC-NY10854,NJDEP	09/07/2016 08:47	09/07/2016 15:43	SS
74-83-9	Bromomethane	ND		ug/L	0.20	2.0	1	EPA 8260C Certifications: CTDOH,NELAC-NY10854,NJDEP	09/07/2016 08:47	09/07/2016 15:43	SS
56-23-5	Carbon tetrachloride	ND		ug/L	0.20	0.50	1	EPA 8260C Certifications: CTDOH,NELAC-NY10854,NJDEP	09/07/2016 08:47	09/07/2016 15:43	SS
108-90-7	Chlorobenzene	ND		ug/L	0.20	0.50	1	EPA 8260C Certifications: CTDOH,NELAC-NY10854,NJDEP	09/07/2016 08:47	09/07/2016 15:43	SS
75-00-3	Chloroethane	ND		ug/L	0.20	0.50	1	EPA 8260C Certifications: CTDOH,NELAC-NY10854,NJDEP	09/07/2016 08:47	09/07/2016 15:43	SS
67-66-3	Chloroform	ND		ug/L	0.20	0.50	1	EPA 8260C Certifications: CTDOH,NELAC-NY10854,NJDEP	09/07/2016 08:47	09/07/2016 15:43	SS
74-87-3	Chloromethane	ND		ug/L	0.20	0.50	1	EPA 8260C Certifications: CTDOH,NELAC-NY10854,NJDEP	09/07/2016 08:47	09/07/2016 15:43	SS
156-59-2	cis-1,2-Dichloroethylene	3.8		ug/L	0.20	0.50	1	EPA 8260C Certifications: CTDOH,NELAC-NY10854,NJDEP	09/07/2016 08:47	09/07/2016 15:43	SS
10061-01-5	cis-1,3-Dichloropropylene	ND		ug/L	0.20	0.50	1	EPA 8260C Certifications: CTDOH,NELAC-NY10854,NJDEP	09/07/2016 08:47	09/07/2016 15:43	SS
124-48-1	Dibromochloromethane	ND		ug/L	0.20	0.50	1	EPA 8260C Certifications: CTDOH,NELAC-NY10854,NJDEP	09/07/2016 08:47	09/07/2016 15:43	SS
74-95-3	Dibromomethane	ND		ug/L	0.20	0.50	1	EPA 8260C Certifications: NELAC-NY10854,NJDEP	09/07/2016 08:47	09/07/2016 15:43	SS
75-71-8	Dichlorodifluoromethane	ND		ug/L	0.20	0.50	1	EPA 8260C Certifications: NELAC-NY10854,NJDEP	09/07/2016 08:47	09/07/2016 15:43	SS
100-41-4	Ethyl Benzene	ND		ug/L	0.20	0.50	1	EPA 8260C Certifications: CTDOH,NELAC-NY10854,NJDEP	09/07/2016 08:47	09/07/2016 15:43	SS
87-68-3	Hexachlorobutadiene	ND		ug/L	0.20	0.50	1	EPA 8260C Certifications: NELAC-NY10854,NJDEP	09/07/2016 08:47	09/07/2016 15:43	SS
98-82-8	Isopropylbenzene	ND		ug/L	0.20	0.50	1	EPA 8260C Certifications: CTDOH,NELAC-NY10854,NJDEP	09/07/2016 08:47	09/07/2016 15:43	SS
1634-04-4	Methyl tert-butyl ether (MTBE)	ND		ug/L	0.20	0.50	1	EPA 8260C Certifications: CTDOH,NELAC-NY10854,NJDEP	09/07/2016 08:47	09/07/2016 15:43	SS
75-09-2	Methylene chloride	ND		ug/L	1.0	2.0	1	EPA 8260C Certifications: CTDOH,NELAC-NY10854,NJDEP	09/07/2016 08:47	09/07/2016 15:43	SS
91-20-3	Naphthalene	ND		ug/L	1.0	2.0	1	EPA 8260C Certifications: NELAC-NY10854,NJDEP	09/07/2016 08:47	09/07/2016 15:43	SS



Sample Information

Client Sample ID: 090116:1245 FRW-4

York Sample ID: 16I0065-04

York Project (SDG) No.

Client Project ID

Matrix

Collection Date/Time

Date Received

16I0065

Rowe Industries

Water

September 1, 2016 12:45 pm

09/02/2016

Volatile Organics, 8260 List - Low Level


Log-in Notes:

Sample Notes:

Sample Prepared by Method: EPA 5030B

CAS No.	Parameter	Result	Flag	Units	Reported to LOD/MDL	LOQ	Dilution	Reference Method	Date/Time Prepared	Date/Time Analyzed	Analyst
104-51-8	n-Butylbenzene	ND		ug/L	0.20	0.50	1	EPA 8260C Certifications: CTDOH,NELAC-NY10854,NJDEP	09/07/2016 08:47	09/07/2016 15:43	SS
103-65-1	n-Propylbenzene	ND		ug/L	0.20	0.50	1	EPA 8260C Certifications: CTDOH,NELAC-NY10854,NJDEP	09/07/2016 08:47	09/07/2016 15:43	SS
95-47-6	o-Xylene	ND		ug/L	0.20	0.50	1	EPA 8260C Certifications: NELAC-NY10854	09/07/2016 08:47	09/07/2016 15:43	SS
179601-23-1	p- & m- Xylenes	ND		ug/L	0.50	1.0	1	EPA 8260C Certifications: NELAC-NY10854	09/07/2016 08:47	09/07/2016 15:43	SS
99-87-6	p-Isopropyltoluene	ND		ug/L	0.20	0.50	1	EPA 8260C Certifications: CTDOH,NELAC-NY10854,NJDEP	09/07/2016 08:47	09/07/2016 15:43	SS
135-98-8	sec-Butylbenzene	ND		ug/L	0.20	0.50	1	EPA 8260C Certifications: CTDOH,NELAC-NY10854,NJDEP	09/07/2016 08:47	09/07/2016 15:43	SS
100-42-5	Styrene	ND		ug/L	0.20	0.50	1	EPA 8260C Certifications: CTDOH,NELAC-NY10854,NJDEP	09/07/2016 08:47	09/07/2016 15:43	SS
98-06-6	tert-Butylbenzene	ND		ug/L	0.20	0.50	1	EPA 8260C Certifications: CTDOH,NELAC-NY10854,NJDEP	09/07/2016 08:47	09/07/2016 15:43	SS
127-18-4	Tetrachloroethylene	2.2		ug/L	0.20	0.50	1	EPA 8260C Certifications: CTDOH,NELAC-NY10854,NJDEP	09/07/2016 08:47	09/07/2016 15:43	SS
108-88-3	Toluene	ND		ug/L	0.20	0.50	1	EPA 8260C Certifications: CTDOH,NELAC-NY10854,NJDEP	09/07/2016 08:47	09/07/2016 15:43	SS
156-60-5	trans-1,2-Dichloroethylene	ND		ug/L	0.20	0.50	1	EPA 8260C Certifications: CTDOH,NELAC-NY10854,NJDEP	09/07/2016 08:47	09/07/2016 15:43	SS
10061-02-6	trans-1,3-Dichloropropylene	ND		ug/L	0.20	0.50	1	EPA 8260C Certifications: CTDOH,NELAC-NY10854,NJDEP	09/07/2016 08:47	09/07/2016 15:43	SS
79-01-6	Trichloroethylene	0.48	J	ug/L	0.20	0.50	1	EPA 8260C Certifications: CTDOH,NELAC-NY10854,NJDEP	09/07/2016 08:47	09/07/2016 15:43	SS
75-69-4	Trichlorofluoromethane	ND		ug/L	0.20	0.50	1	EPA 8260C Certifications: CTDOH,NELAC-NY10854,NJDEP	09/07/2016 08:47	09/07/2016 15:43	SS
75-01-4	Vinyl Chloride	ND		ug/L	0.20	0.50	1	EPA 8260C Certifications: CTDOH,NELAC-NY10854,NJDEP	09/07/2016 08:47	09/07/2016 15:43	SS
1330-20-7	* Xylenes, Total	ND		ug/L	0.60	1.5	1	EPA 8260C Certifications: CTDOH,NJDEP	09/07/2016 08:47	09/07/2016 15:43	SS

Surrogate Recoveries		Result	Acceptance Range
17060-07-0	Surrogate: 1,2-Dichloroethane-d4	98.8 %	69-130
2037-26-5	Surrogate: Toluene-d8	94.2 %	81-117
460-00-4	Surrogate: p-Bromofluorobenzene	101 %	79-122



Analytical Batch Summary

Batch ID: BI60191

Preparation Method: EPA 5030B

Prepared By: BGS

YORK Sample ID	Client Sample ID	Preparation Date
16I0065-01	090116:1230 FRW-1	09/07/16
16I0065-02	090116:1235 FRW-2	09/07/16
16I0065-03	090116:1240 FRW-3	09/07/16
16I0065-04	090116:1245 FRW-4	09/07/16
BI60191-BLK1	Blank	09/07/16
BI60191-BS1	LCS	09/07/16
BI60191-BSD1	LCS Dup	09/07/16



Volatile Organic Compounds by GC/MS - Quality Control Data
York Analytical Laboratories, Inc.

Analyte	Result	Reporting Limit	Units	Spike Level	Source* Result	%REC	%REC Limits	Flag	RPD	RPD Limit	Flag
---------	--------	-----------------	-------	-------------	----------------	------	-------------	------	-----	-----------	------

Batch BI60191 - EPA 5030B

Blank (BI60191-BLK1)

Prepared & Analyzed: 09/07/2016

1,1,1,2-Tetrachloroethane	ND	0.50	ug/L								
1,1,1-Trichloroethane	ND	0.50	"								
1,1,2,2-Tetrachloroethane	ND	0.50	"								
1,1,2-Trichloro-1,2,2-trifluoroethane (Freon 113)	ND	0.50	"								
1,1,2-Trichloroethane	ND	0.50	"								
1,1-Dichloroethane	ND	0.50	"								
1,1-Dichloroethylene	ND	0.50	"								
1,1-Dichloropropylene	ND	0.50	"								
1,2,3-Trichlorobenzene	ND	0.50	"								
1,2,3-Trichloropropane	ND	0.50	"								
1,2,4-Trichlorobenzene	ND	0.50	"								
1,2,4-Trimethylbenzene	ND	0.50	"								
1,2-Dibromo-3-chloropropane	ND	0.50	"								
1,2-Dibromoethane	ND	2.0	"								
1,2-Dichlorobenzene	ND	0.50	"								
1,2-Dichloroethane	ND	0.50	"								
1,2-Dichloropropane	ND	0.50	"								
1,3,5-Trimethylbenzene	ND	0.50	"								
1,3-Dichlorobenzene	ND	0.50	"								
1,3-Dichloropropane	ND	0.50	"								
1,4-Dichlorobenzene	ND	0.50	"								
2,2-Dichloropropane	ND	0.50	"								
2-Chlorotoluene	ND	0.50	"								
2-Hexanone	ND	2.0	"								
4-Chlorotoluene	ND	0.50	"								
Acetone	ND	2.0	"								
Benzene	ND	0.50	"								
Bromobenzene	ND	0.50	"								
Bromochloromethane	ND	0.50	"								
Bromodichloromethane	ND	0.50	"								
Bromoform	ND	0.50	"								
Bromomethane	ND	2.0	"								
Carbon tetrachloride	ND	0.50	"								
Chlorobenzene	ND	0.50	"								
Chloroethane	ND	0.50	"								
Chloroform	ND	0.50	"								
Chloromethane	ND	0.50	"								
cis-1,2-Dichloroethylene	ND	0.50	"								
cis-1,3-Dichloropropylene	ND	0.50	"								
Dibromochloromethane	ND	0.50	"								
Dibromomethane	ND	0.50	"								
Dichlorodifluoromethane	ND	0.50	"								
Ethyl Benzene	ND	0.50	"								
Hexachlorobutadiene	ND	0.50	"								
Isopropylbenzene	ND	0.50	"								
Methyl tert-butyl ether (MTBE)	ND	0.50	"								
Methylene chloride	ND	2.0	"								
Naphthalene	ND	2.0	"								
n-Butylbenzene	ND	0.50	"								
n-Propylbenzene	ND	0.50	"								
o-Xylene	ND	0.50	"								



Volatile Organic Compounds by GC/MS - Quality Control Data

York Analytical Laboratories, Inc.

Analyte	Result	Reporting Limit	Units	Spike Level	Source* Result	%REC	%REC Limits	Flag	RPD	RPD Limit	Flag
---------	--------	-----------------	-------	-------------	----------------	------	-------------	------	-----	-----------	------

Batch BI60191 - EPA 5030B

Blank (BI60191-BLK1)

Prepared & Analyzed: 09/07/2016

p- & m- Xylenes	ND	1.0	ug/L								
p-Isopropyltoluene	ND	0.50	"								
sec-Butylbenzene	ND	0.50	"								
Styrene	ND	0.50	"								
tert-Butylbenzene	ND	0.50	"								
Tetrachloroethylene	ND	0.50	"								
Toluene	ND	0.50	"								
trans-1,2-Dichloroethylene	ND	0.50	"								
trans-1,3-Dichloropropylene	ND	0.50	"								
Trichloroethylene	ND	0.50	"								
Trichlorofluoromethane	ND	0.50	"								
Vinyl Chloride	ND	0.50	"								
Xylenes, Total	ND	1.5	"								
<i>Surrogate: 1,2-Dichloroethane-d4</i>	9.97		"	10.0		99.7	69-130				
<i>Surrogate: Toluene-d8</i>	8.91		"	10.0		89.1	81-117				
<i>Surrogate: p-Bromofluorobenzene</i>	9.62		"	10.0		96.2	79-122				

LCS (BI60191-BS1)

Prepared & Analyzed: 09/07/2016

1,1,1,2-Tetrachloroethane	10.6		ug/L	10.0		106	82-126				
1,1,1-Trichloroethane	12.3		"	10.0		123	78-136				
1,1,2,2-Tetrachloroethane	9.74		"	10.0		97.4	76-129				
1,1,2-Trichloro-1,2,2-trifluoroethane (Freon 113)	12.0		"	10.0		120	54-165				
1,1,2-Trichloroethane	9.99		"	10.0		99.9	82-123				
1,1-Dichloroethane	12.4		"	10.0		124	82-129				
1,1-Dichloroethylene	12.2		"	10.0		122	68-138				
1,1-Dichloropropylene	11.9		"	10.0		119	83-133				
1,2,3-Trichlorobenzene	9.88		"	10.0		98.8	76-136				
1,2,3-Trichloropropane	9.72		"	10.0		97.2	77-128				
1,2,4-Trichlorobenzene	10.1		"	10.0		101	76-137				
1,2,4-Trimethylbenzene	10.3		"	10.0		103	82-132				
1,2-Dibromo-3-chloropropane	9.45		"	10.0		94.5	45-147				
1,2-Dibromoethane	9.86		"	10.0		98.6	83-124				
1,2-Dichlorobenzene	9.48		"	10.0		94.8	79-123				
1,2-Dichloroethane	11.5		"	10.0		115	73-132				
1,2-Dichloropropane	10.2		"	10.0		102	78-126				
1,3,5-Trimethylbenzene	9.99		"	10.0		99.9	80-131				
1,3-Dichlorobenzene	9.71		"	10.0		97.1	86-122				
1,3-Dichloropropane	10.1		"	10.0		101	81-125				
1,4-Dichlorobenzene	9.34		"	10.0		93.4	85-124				
2,2-Dichloropropane	13.5		"	10.0		135	56-150				
2-Chlorotoluene	9.87		"	10.0		98.7	79-130				
2-Hexanone	7.65		"	10.0		76.5	51-146				
4-Chlorotoluene	9.37		"	10.0		93.7	79-128				
Acetone	9.92		"	10.0		99.2	14-150				
Benzene	12.1		"	10.0		121	85-126				
Bromobenzene	9.92		"	10.0		99.2	78-129				
Bromochloromethane	12.8		"	10.0		128	77-128				
Bromodichloromethane	10.6		"	10.0		106	79-128				
Bromoform	10.2		"	10.0		102	78-133				
Bromomethane	9.40		"	10.0		94.0	43-168				
Carbon tetrachloride	12.6		"	10.0		126	77-141				
Chlorobenzene	9.77		"	10.0		97.7	88-120				



Volatile Organic Compounds by GC/MS - Quality Control Data

York Analytical Laboratories, Inc.


Analyte	Result	Reporting	Units	Spike Level	Source*	%REC	%REC Limits	Flag	RPD	RPD	Flag
		Limit			Result					Limit	

Batch BI60191 - EPA 5030B

LCS (BI60191-BS1)

Prepared & Analyzed: 09/07/2016

Chloroethane	11.7		ug/L	10.0		117	65-136				
Chloroform	12.2		"	10.0		122	82-128				
Chloromethane	12.0		"	10.0		120	43-155				
cis-1,2-Dichloroethylene	12.2		"	10.0		122	83-129				
cis-1,3-Dichloropropylene	10.4		"	10.0		104	80-131				
Dibromochloromethane	10.1		"	10.0		101	80-130				
Dibromomethane	10.3		"	10.0		103	72-134				
Dichlorodifluoromethane	12.0		"	10.0		120	44-144				
Ethyl Benzene	10.4		"	10.0		104	80-131				
Hexachlorobutadiene	9.80		"	10.0		98.0	67-146				
Isopropylbenzene	9.73		"	10.0		97.3	76-140				
Methyl tert-butyl ether (MTBE)	11.8		"	10.0		118	76-135				
Methylene chloride	11.6		"	10.0		116	55-137				
Naphthalene	9.38		"	10.0		93.8	70-147				
n-Butylbenzene	10.5		"	10.0		105	79-132				
n-Propylbenzene	9.95		"	10.0		99.5	78-133				
o-Xylene	9.92		"	10.0		99.2	78-130				
p- & m- Xylenes	20.7		"	20.0		104	77-133				
p-Isopropyltoluene	10.4		"	10.0		104	81-136				
sec-Butylbenzene	9.57		"	10.0		95.7	79-137				
Styrene	11.0		"	10.0		110	67-132				
tert-Butylbenzene	9.78		"	10.0		97.8	77-138				
Tetrachloroethylene	9.29		"	10.0		92.9	82-131				
Toluene	10.3		"	10.0		103	80-127				
trans-1,2-Dichloroethylene	12.2		"	10.0		122	80-132				
trans-1,3-Dichloropropylene	10.2		"	10.0		102	78-131				
Trichloroethylene	10.0		"	10.0		100	82-128				
Trichlorofluoromethane	12.3		"	10.0		123	67-139				
Vinyl Chloride	11.9		"	10.0		119	58-145				
<i>Surrogate: 1,2-Dichloroethane-d4</i>	<i>9.93</i>		<i>"</i>	<i>10.0</i>		<i>99.3</i>	<i>69-130</i>				
<i>Surrogate: Toluene-d8</i>	<i>9.28</i>		<i>"</i>	<i>10.0</i>		<i>92.8</i>	<i>81-117</i>				
<i>Surrogate: p-Bromofluorobenzene</i>	<i>9.99</i>		<i>"</i>	<i>10.0</i>		<i>99.9</i>	<i>79-122</i>				



Volatile Organic Compounds by GC/MS - Quality Control Data

York Analytical Laboratories, Inc.

Analyte	Result	Reporting Limit	Units	Spike Level	Source* Result	%REC	%REC Limits	Flag	RPD	RPD Limit	Flag
Batch BI60191 - EPA 5030B											
LCS Dup (BI60191-bsd1)											
Prepared & Analyzed: 09/07/2016											
1,1,1,2-Tetrachloroethane	10.3		ug/L	10.0		103	82-126		2.30	30	
1,1,1-Trichloroethane	12.5		"	10.0		125	78-136		1.29	30	
1,1,2,2-Tetrachloroethane	9.74		"	10.0		97.4	76-129		0.00	30	
1,1,2-Trichloro-1,2,2-trifluoroethane (Freon 113)	12.2		"	10.0		122	54-165		1.57	30	
1,1,2-Trichloroethane	9.81		"	10.0		98.1	82-123		1.82	30	
1,1-Dichloroethane	12.5		"	10.0		125	82-129		0.401	30	
1,1-Dichloroethylene	12.3		"	10.0		123	68-138		0.570	30	
1,1-Dichloropropylene	12.2		"	10.0		122	83-133		2.24	30	
1,2,3-Trichlorobenzene	9.92		"	10.0		99.2	76-136		0.404	30	
1,2,3-Trichloropropane	9.25		"	10.0		92.5	77-128		4.96	30	
1,2,4-Trichlorobenzene	10.1		"	10.0		101	76-137		0.198	30	
1,2,4-Trimethylbenzene	10.4		"	10.0		104	82-132		1.16	30	
1,2-Dibromo-3-chloropropane	7.88		"	10.0		78.8	45-147		18.1	30	
1,2-Dibromoethane	9.59		"	10.0		95.9	83-124		2.78	30	
1,2-Dichlorobenzene	9.56		"	10.0		95.6	79-123		0.840	30	
1,2-Dichloroethane	11.4		"	10.0		114	73-132		1.40	30	
1,2-Dichloropropane	10.2		"	10.0		102	78-126		0.196	30	
1,3,5-Trimethylbenzene	10.1		"	10.0		101	80-131		1.29	30	
1,3-Dichlorobenzene	9.93		"	10.0		99.3	86-122		2.24	30	
1,3-Dichloropropane	10.2		"	10.0		102	81-125		0.787	30	
1,4-Dichlorobenzene	9.39		"	10.0		93.9	85-124		0.534	30	
2,2-Dichloropropane	13.3		"	10.0		133	56-150		1.50	30	
2-Chlorotoluene	10.0		"	10.0		100	79-130		1.41	30	
2-Hexanone	10.5		"	10.0		105	51-146		31.2	30	Non-dir.
4-Chlorotoluene	9.69		"	10.0		96.9	79-128		3.36	30	
Acetone	8.71		"	10.0		87.1	14-150		13.0	30	
Benzene	12.2		"	10.0		122	85-126		1.15	30	
Bromobenzene	9.94		"	10.0		99.4	78-129		0.201	30	
Bromochloromethane	12.9		"	10.0		129	77-128	High Bias	0.545	30	
Bromodichloromethane	10.5		"	10.0		105	79-128		0.473	30	
Bromoform	10.0		"	10.0		100	78-133		1.48	30	
Bromomethane	9.51		"	10.0		95.1	43-168		1.16	30	
Carbon tetrachloride	12.8		"	10.0		128	77-141		1.97	30	
Chlorobenzene	9.89		"	10.0		98.9	88-120		1.22	30	
Chloroethane	11.9		"	10.0		119	65-136		1.86	30	
Chloroform	12.4		"	10.0		124	82-128		2.11	30	
Chloromethane	12.1		"	10.0		121	43-155		0.497	30	
cis-1,2-Dichloroethylene	12.1		"	10.0		121	83-129		0.821	30	
cis-1,3-Dichloropropylene	10.4		"	10.0		104	80-131		0.192	30	
Dibromochloromethane	10.1		"	10.0		101	80-130		0.00	30	
Dibromomethane	10.0		"	10.0		100	72-134		2.57	30	
Dichlorodifluoromethane	12.2		"	10.0		122	44-144		1.33	30	
Ethyl Benzene	10.6		"	10.0		106	80-131		1.14	30	
Hexachlorobutadiene	10.4		"	10.0		104	67-146		5.75	30	
Isopropylbenzene	9.92		"	10.0		99.2	76-140		1.93	30	
Methyl tert-butyl ether (MTBE)	11.7		"	10.0		117	76-135		0.938	30	
Methylene chloride	11.8		"	10.0		118	55-137		1.54	30	
Naphthalene	9.36		"	10.0		93.6	70-147		0.213	30	
n-Butylbenzene	10.8		"	10.0		108	79-132		2.54	30	
n-Propylbenzene	10.1		"	10.0		101	78-133		1.20	30	
o-Xylene	9.96		"	10.0		99.6	78-130		0.402	30	



Volatile Organic Compounds by GC/MS - Quality Control Data

York Analytical Laboratories, Inc.


Analyte	Result	Reporting	Units	Spike	Source*	%REC	%REC	Limits	Flag	RPD	RPD	Limit	Flag
		Limit			Result					Limit			

Batch BI60191 - EPA 5030B

LCS Dup (BI60191-BSD1)


Prepared & Analyzed: 09/07/2016

p- & m- Xylenes	20.8		ug/L	20.0		104	77-133			0.577	30		
p-Isopropyltoluene	10.5		"	10.0		105	81-136			1.53	30		
sec-Butylbenzene	9.77		"	10.0		97.7	79-137			2.07	30		
Styrene	11.0		"	10.0		110	67-132			0.455	30		
tert-Butylbenzene	9.98		"	10.0		99.8	77-138			2.02	30		
Tetrachloroethylene	9.25		"	10.0		92.5	82-131			0.432	30		
Toluene	10.3		"	10.0		103	80-127			0.583	30		
trans-1,2-Dichloroethylene	12.3		"	10.0		123	80-132			0.408	30		
trans-1,3-Dichloropropylene	10.1		"	10.0		101	78-131			1.28	30		
Trichloroethylene	10.0		"	10.0		100	82-128			0.0996	30		
Trichlorofluoromethane	12.4		"	10.0		124	67-139			1.38	30		
Vinyl Chloride	12.1		"	10.0		121	58-145			2.00	30		
<i>Surrogate: 1,2-Dichloroethane-d4</i>	<i>9.86</i>		<i>"</i>	<i>10.0</i>		<i>98.6</i>	<i>69-130</i>						
<i>Surrogate: Toluene-d8</i>	<i>9.19</i>		<i>"</i>	<i>10.0</i>		<i>91.9</i>	<i>81-117</i>						
<i>Surrogate: p-Bromofluorobenzene</i>	<i>10.0</i>		<i>"</i>	<i>10.0</i>		<i>100</i>	<i>79-122</i>						



Volatile Analysis Sample Containers

Lab ID	Client Sample ID	Volatile Sample Container
16I0065-01	090116:1230 FRW-1	40mL Clear Vial (pre-pres.) HCl; Cool to 4° C
16I0065-02	090116:1235 FRW-2	40mL Clear Vial (pre-pres.) HCl; Cool to 4° C
16I0065-03	090116:1240 FRW-3	40mL Clear Vial (pre-pres.) HCl; Cool to 4° C
16I0065-04	090116:1245 FRW-4	40mL Clear Vial (pre-pres.) HCl; Cool to 4° C



Notes and Definitions

QL-02	This LCS analyte is outside Laboratory Recovery limits due the analyte behavior using the referenced method. The reference method has certain limitations with respect to analytes of this nature.
J	Detected below the Reporting Limit but greater than or equal to the Method Detection Limit (MDL/LOD) or in the case of a TIC, the result is an estimated concentration.
ICV-E	The value reported is ESTIMATED. The value is estimated due to its behavior during initial calibration verification (recovery exceeded 30% of expected value).
<hr/>	
*	Analyte is not certified or the state of the samples origination does not offer certification for the Analyte.
ND	NOT DETECTED - the analyte is not detected at the Reported to level (LOQ/RL or LOD/MDL)
RL	REPORTING LIMIT - the minimum reportable value based upon the lowest point in the analyte calibration curve.
LOQ	LIMIT OF QUANTITATION - the minimum concentration of a target analyte that can be reported within a specified degree of confidence. This is the lowest point in an analyte calibration curve that has been subjected to all steps of the processing/analysis and verified to meet defined criteria. This is based upon NELAC 2009 Standards and applies to all analyses.
LOD	LIMIT OF DETECTION - a verified estimate of the minimum concentration of a substance in a given matrix that an analytical process can reliably detect. This is based upon NELAC 2009 Standards and applies to all analyses conducted under the auspices of EPA SW-846.
MDL	METHOD DETECTION LIMIT - a statistically derived estimate of the minimum amount of a substance an analytical system can reliably detect with a 99% confidence that the concentration of the substance is greater than zero. This is based upon 40 CFR Part 136 Appendix B and applies only to EPA 600 and 200 series methods.
Reported to	This indicates that the data for a particular analysis is reported to either the LOD/MDL, or the LOQ/RL. In cases where the "Reported to" is located above the LOD/MDL, any value between this and the LOQ represents an estimated value which is "J" flagged accordingly. This applies to volatile and semi-volatile target compounds only.
NR	Not reported
RPD	Relative Percent Difference
Wet	The data has been reported on an as-received (wet weight) basis
Low Bias	Low Bias flag indicates that the recovery of the flagged analyte is below the laboratory or regulatory lower control limit. The data user should take note that this analyte may be biased low but should evaluate multiple lines of evidence including the LCS and site-specific MS/MSD data to draw bias conclusions. In cases where no site-specific MS/MSD was requested, only the LCS data can be used to evaluate such bias.
High Bias	High Bias flag indicates that the recovery of the flagged analyte is above the laboratory or regulatory upper control limit. The data user should take note that this analyte may be biased high but should evaluate multiple lines of evidence including the LCS and site-specific MS/MSD data to draw bias conclusions. In cases where no site-specific MS/MSD was requested, only the LCS data can be used to evaluate such bias.
Non-Dir.	Non-dir. flag (Non-Directional Bias) indicates that the Relative Percent Difference (RPD) (a measure of precision) among the MS and MSD data is outside the laboratory or regulatory control limit. This alerts the data user where the MS and MSD are from site-specific samples that the RPD is high due to either non-homogeneous distribution of target analyte between the MS/MSD or indicates poor reproducibility for other reasons.

If EPA SW-846 method 8270 is included herein it is noted that the target compound N-nitrosodiphenylamine (NDPA) decomposes in the gas chromatographic inlet and cannot be separated from diphenylamine (DPA). These results could actually represent 100% DPA, 100% NDPA or some combination of the two. For this reason, York reports the combined result for n-nitrosodiphenylamine and diphenylamine for either of these compounds as a combined concentration as Diphenylamine.

If Total PCBs are detected and the target aroclors reported are "Not detected", the Total PCB value is reported due to the presence of either or both Aroclors 1262 and 1268 which are non-target aroclors for some regulatory lists.

2-chloroethylvinyl ether readily breaks down under acidic conditions. Samples that are acid preserved, including standards will exhibit breakdown. The data user should take note.

Certification for pH is no longer offered by NYDOH ELAP.

Semi-Volatile and Volatile analyses are reported down to the LOD/MDL, with values between the LOD/MDL and the LOQ being "J" flagged as estimated results.

For analyses by EPA SW-846-8270D, the Limit of Quantitation (LOQ) reported for benzidine is based upon the lowest standard used for calibration and is not a verified LOQ due to this compound's propensity for oxidative losses during extraction/concentration procedures and non-reproducible chromatographic performance.




Field Chain-of-Custody Record

NOTE: York's Std. Terms & Conditions are listed on the back side of this document. This document serves as your written authorization to York to proceed with the analyses requested and your signature binds you to York's Std. Terms & Conditions.

York Project No. 16I0065

YOUR Information Company: <u>LAB</u> Address: <u>4 Research Dr, Suite 301</u> <u>Shelton, CT 06484</u> Phone No. <u>203-929-8555</u> Contact Person: <u>Tunde Sander</u> E-Mail Address: <u>Tsander@labct.com</u>		Report To: Company: <u>Same</u> Address: _____ Phone No. _____ Attention: _____ E-Mail Address: _____		Invoice To: Company: <u>Same</u> Address: _____ Phone No. _____ Attention: _____ E-Mail Address: _____		YOUR Project ID Metals: _____ Misc. Org: _____ Purchase Order No. <u>11A05A6</u> Samples from: CT <u>NY</u> X NJ		Turn-Around Time RUSH - Same Day <input type="checkbox"/> RUSH - Next Day <input type="checkbox"/> RUSH - Two Day <input type="checkbox"/> RUSH - Three Day <input type="checkbox"/> RUSH - Four Day <input type="checkbox"/> Standard (5-7 Days) <input checked="" type="checkbox"/>		Report Type Summary Report X <u>pdf</u> Summary w/ QA Summary X <u>pdf</u> CT RCP Package _____ CTRCP DQ/ADUE Pkg _____ NY ASP A Package _____ NY ASP B Package X <u>pdf</u> NJ DEP Red. Deliv. _____ Electronic Data Deliverables (EDD) _____ Simple Excel X _____ NYSDEC E-QuIS _____ E-QuIS (std) _____ EZ-EDD (E-QuIS) _____ NJ DEP SRP HazSite EDD _____ GIS/KEY (std) _____ Other _____ York Regulatory Comparison _____ Excel Spreadsheet _____ Compare to the following Regs. (please fill in): _____			
Matrix Codes S - soil Other - specify (oil, etc) WW - wastewater GW - groundwater DW - drinking water Air-A - ambient air Air-SV - soil vapor		Volatiles 8260 full 624 STARS list BTEX MTBE TCL list TAGM list CT RCP list Arom. only Halog. only App. IX list 8021B list		Site Spec. Nussau Co. Suffolk Co. Ketones Oxygenates TCLP list 524.2 502.2 NIDEP list App. IX list SLP or TCLP		Acids Only PAH list App. IX Site Spec. SLP or TCLP TCLP Herb SLP or TCLP List Below		Other TPH GRO TPH DRB CT ETPH NY 310-15 TPH 1664 Air TO14A Air TO15 Air STARS Air VPH Air TICs Medicines Helium		Full Lists Pri. Poll TCL Orgs TAL/Mat/ON Full TCLP Full App. IX Pre-300 Roadside Pre-300 Resid. Pre-300 Resid. BTU/Lb. Pre-300 Resid. Acoustic Tox. NYDEP Res. TOC NYSDEC Res. Aroclors TAGM Silica		Container Description(s) 300A's " " " " " "	
Sample Matrix GW		Date Sampled 9-1-16 9-1-16 9-1-16 9-1-16		Sample Identification 090116: 1230 FRW-1 090116: 1235 FRW-2 090116: 1240 FRW-3 090116: 1245 FRW-4		Choose Analyses Needed from the Menu Above and Enter Below VOC 8260 full list (EPA SW 846-2106) plus from 113 " " " " " "		Temperature on Receipt 4.6 °C					
Comments Preservation Check those Applicable _____ Special Instructions _____ Field Filtered <input type="checkbox"/> Lab to Filter <input type="checkbox"/>		HNO ₃ _____ H ₂ SO ₄ _____ NaOH _____ Other _____		Samples Relinquished By _____ Date/Time _____ Samples Relinquished By _____ Date/Time _____		Samples Received By _____ Date/Time _____ Samples Received in LAB by _____ Date/Time _____		Temperature on Receipt 4.6 °C					



Technical Report

prepared for:

Leggette Brashears & Graham Shelton Office

4 Research Drive, Suite 204

Shelton CT, 06484

Attention: Tunde Komuves-Sandor

Report Date: 09/27/2016

Client Project ID: Rowe Industries

York Project (SDG) No.: 16I0695

CT Cert. No. PH-0723

New Jersey Cert. No. CT-005



New York Cert. No. 10854

PA Cert. No. 68-04440

Report Date: 09/27/2016
Client Project ID: Rowe Industries
York Project (SDG) No.: 1610695

Leggette Brashears & Graham Shelton Office
4 Research Drive, Suite 204
Shelton CT, 06484
Attention: Tunde Komuves-Sandor

Purpose and Results

This report contains the analytical data for the sample(s) identified on the attached chain-of-custody received in our laboratory on September 20, 2016 and listed below. The project was identified as your project: **Rowe Industries**.

The analyses were conducted utilizing appropriate EPA, Standard Methods, and ASTM methods as detailed in the data summary tables.

All samples were received in proper condition meeting the customary acceptance requirements for environmental samples except those indicated under the Notes section of this report.

All analyses met the method and laboratory standard operating procedure requirements except as indicated by any data flags, the meaning of which are explained in the attachment to this report, and case narrative if applicable.

The results of the analyses, which are all reported on dry weight basis (soils) unless otherwise noted, are detailed in the following pages.

Please contact Client Services at 203.325.1371 with any questions regarding this report.

<u>York Sample ID</u>	<u>Client Sample ID</u>	<u>Matrix</u>	<u>Date Collected</u>	<u>Date Received</u>
1610695-01	GWQ091616:1310 NP1-1-2	Water	09/16/2016	09/20/2016

General Notes for York Project (SDG) No.: 1610695

1. The RLs and MDLs (Reporting Limit and Method Detection Limit respectively) reported are adjusted for any dilution necessary due to the levels of target and/or non-target analytes and matrix interference. The RL(REPORTING LIMIT) is based upon the lowest standard utilized for the calibration where applicable.
2. Samples are retained for a period of thirty days after submittal of report, unless other arrangements are made.
3. York's liability for the above data is limited to the dollar value paid to York for the referenced project.
4. This report shall not be reproduced without the written approval of York Analytical Laboratories, Inc.
5. All samples were received in proper condition for analysis with proper documentation, unless otherwise noted.
6. All analyses conducted met method or Laboratory SOP requirements. See the Qualifiers and/or Narrative sections for further information.
7. It is noted that no analyses reported herein were subcontracted to another laboratory, unless noted in the report.
8. This report reflects results that relate only to the samples submitted on the attached chain-of-custody form(s) received by York.


Approved By:



Benjamin Gulizia
Laboratory Director

Date: 09/27/2016





Sample Information

Client Sample ID: GWQ091616:1310 NP1-1-2

York Sample ID: 1610695-01

<u>York Project (SDG) No.</u> 1610695	<u>Client Project ID</u> Rowe Industries	<u>Matrix</u> Water	<u>Collection Date/Time</u> September 16, 2016 1:10 pm	<u>Date Received</u> 09/20/2016
--	---	------------------------	---	------------------------------------


Volatile Organics, 8260 List - Low Level

Log-in Notes:

Sample Notes:

Sample Prepared by Method: EPA 5030B

CAS No.	Parameter	Result	Flag	Units	Reported to LOD/MDL	LOQ	Dilution	Reference Method	Date/Time Prepared	Date/Time Analyzed	Analyst
630-20-6	1,1,1,2-Tetrachloroethane	ND		ug/L	0.20	0.50	1	EPA 8260C Certifications: CTDOH,NELAC-NY10854,NJDEP	09/27/2016 08:02	09/27/2016 14:55	BK
71-55-6	1,1,1-Trichloroethane	ND		ug/L	0.20	0.50	1	EPA 8260C Certifications: CTDOH,NELAC-NY10854,NJDEP	09/27/2016 08:02	09/27/2016 14:55	BK
79-34-5	1,1,2,2-Tetrachloroethane	ND		ug/L	0.20	0.50	1	EPA 8260C Certifications: CTDOH,NELAC-NY10854,NJDEP	09/27/2016 08:02	09/27/2016 14:55	BK
76-13-1	1,1,2-Trichloro-1,2,2-trifluoroethane (Freon 113)	ND		ug/L	0.20	0.50	1	EPA 8260C Certifications: CTDOH,NELAC-NY10854,NJDEP	09/27/2016 08:02	09/27/2016 14:55	BK
79-00-5	1,1,2-Trichloroethane	ND		ug/L	0.20	0.50	1	EPA 8260C Certifications: CTDOH,NELAC-NY10854,NJDEP	09/27/2016 08:02	09/27/2016 14:55	BK
75-34-3	1,1-Dichloroethane	ND		ug/L	0.20	0.50	1	EPA 8260C Certifications: CTDOH,NELAC-NY10854,NJDEP	09/27/2016 08:02	09/27/2016 14:55	BK
75-35-4	1,1-Dichloroethylene	ND		ug/L	0.20	0.50	1	EPA 8260C Certifications: CTDOH,NELAC-NY10854,NJDEP	09/27/2016 08:02	09/27/2016 14:55	BK
563-58-6	1,1-Dichloropropylene	ND		ug/L	0.20	0.50	1	EPA 8260C Certifications: NELAC-NY10854,NJDEP	09/27/2016 08:02	09/27/2016 14:55	BK
87-61-6	1,2,3-Trichlorobenzene	ND		ug/L	0.20	0.50	1	EPA 8260C Certifications: NELAC-NY10854,NJDEP	09/27/2016 08:02	09/27/2016 14:55	BK
96-18-4	1,2,3-Trichloropropane	ND		ug/L	0.20	0.50	1	EPA 8260C Certifications: NELAC-NY10854,NJDEP	09/27/2016 08:02	09/27/2016 14:55	BK
120-82-1	1,2,4-Trichlorobenzene	ND		ug/L	0.20	0.50	1	EPA 8260C Certifications: NELAC-NY10854,NJDEP	09/27/2016 08:02	09/27/2016 14:55	BK
95-63-6	1,2,4-Trimethylbenzene	ND		ug/L	0.20	0.50	1	EPA 8260C Certifications: CTDOH,NELAC-NY10854,NJDEP	09/27/2016 08:02	09/27/2016 14:55	BK
96-12-8	1,2-Dibromo-3-chloropropane	ND		ug/L	0.80	2.0	1	EPA 8260C Certifications: CTDOH,NELAC-NY10854,NJDEP	09/27/2016 08:02	09/27/2016 14:55	BK
106-93-4	1,2-Dibromoethane	ND		ug/L	0.20	0.50	1	EPA 8260C Certifications: CTDOH,NELAC-NY10854,NJDEP	09/27/2016 08:02	09/27/2016 14:55	BK
95-50-1	1,2-Dichlorobenzene	ND		ug/L	0.20	0.50	1	EPA 8260C Certifications: CTDOH,NELAC-NY10854,NJDEP	09/27/2016 08:02	09/27/2016 14:55	BK
107-06-2	1,2-Dichloroethane	ND		ug/L	0.20	0.50	1	EPA 8260C Certifications: CTDOH,NELAC-NY10854,NJDEP	09/27/2016 08:02	09/27/2016 14:55	BK
78-87-5	1,2-Dichloropropane	ND		ug/L	0.20	0.50	1	EPA 8260C Certifications: CTDOH,NELAC-NY10854,NJDEP	09/27/2016 08:02	09/27/2016 14:55	BK
108-67-8	1,3,5-Trimethylbenzene	ND		ug/L	0.20	0.50	1	EPA 8260C Certifications: CTDOH,NELAC-NY10854,NJDEP	09/27/2016 08:02	09/27/2016 14:55	BK
541-73-1	1,3-Dichlorobenzene	ND		ug/L	0.20	0.50	1	EPA 8260C Certifications: CTDOH,NELAC-NY10854,NJDEP	09/27/2016 08:02	09/27/2016 14:55	BK
142-28-9	1,3-Dichloropropane	ND		ug/L	0.20	0.50	1	EPA 8260C Certifications: NELAC-NY10854,NJDEP	09/27/2016 08:02	09/27/2016 14:55	BK
106-46-7	1,4-Dichlorobenzene	ND		ug/L	0.20	0.50	1	EPA 8260C Certifications: CTDOH,NELAC-NY10854,NJDEP	09/27/2016 08:02	09/27/2016 14:55	BK
594-20-7	2,2-Dichloropropane	ND		ug/L	0.20	0.50	1	EPA 8260C Certifications: NELAC-NY10854,NJDEP	09/27/2016 08:02	09/27/2016 14:55	BK
95-49-8	2-Chlorotoluene	ND		ug/L	0.20	0.50	1	EPA 8260C Certifications: CTDOH,NELAC-NY10854,NJDEP	09/27/2016 08:02	09/27/2016 14:55	BK



Sample Information

Client Sample ID: GWQ091616:1310 NP1-1-2

York Sample ID: 1610695-01

York Project (SDG) No.

Client Project ID

Matrix

Collection Date/Time

Date Received

1610695

Rowe Industries

Water

September 16, 2016 1:10 pm

09/20/2016


Volatile Organics, 8260 List - Low Level

Log-in Notes:

Sample Notes:

Sample Prepared by Method: EPA 5030B

CAS No.	Parameter	Result	Flag	Units	Reported to LOD/MDL	LOQ	Dilution	Reference Method	Date/Time Prepared	Date/Time Analyzed	Analyst
591-78-6	2-Hexanone	ND		ug/L	0.20	0.50	1	EPA 8260C Certifications: CTDOH,NELAC-NY10854,NJDEP	09/27/2016 08:02	09/27/2016 14:55	BK
106-43-4	4-Chlorotoluene	ND		ug/L	0.20	0.50	1	EPA 8260C Certifications: CTDOH,NELAC-NY10854,NJDEP	09/27/2016 08:02	09/27/2016 14:55	BK
67-64-1	Acetone	10	CCV-E	ug/L	1.0	2.0	1	EPA 8260C Certifications: CTDOH,NELAC-NY10854,NJDEP	09/27/2016 08:02	09/27/2016 14:55	BK
71-43-2	Benzene	ND		ug/L	0.20	0.50	1	EPA 8260C Certifications: CTDOH,NELAC-NY10854,NJDEP	09/27/2016 08:02	09/27/2016 14:55	BK
108-86-1	Bromobenzene	ND		ug/L	0.20	0.50	1	EPA 8260C Certifications: NELAC-NY10854,NJDEP	09/27/2016 08:02	09/27/2016 14:55	BK
74-97-5	Bromochloromethane	ND		ug/L	0.20	0.50	1	EPA 8260C Certifications: NELAC-NY10854,NJDEP	09/27/2016 08:02	09/27/2016 14:55	BK
75-27-4	Bromodichloromethane	ND		ug/L	0.20	0.50	1	EPA 8260C Certifications: CTDOH,NELAC-NY10854,NJDEP	09/27/2016 08:02	09/27/2016 14:55	BK
75-25-2	Bromoform	ND		ug/L	0.20	0.50	1	EPA 8260C Certifications: CTDOH,NELAC-NY10854,NJDEP	09/27/2016 08:02	09/27/2016 14:55	BK
74-83-9	Bromomethane	ND		ug/L	0.20	0.50	1	EPA 8260C Certifications: CTDOH,NELAC-NY10854,NJDEP	09/27/2016 08:02	09/27/2016 14:55	BK
56-23-5	Carbon tetrachloride	ND		ug/L	0.20	0.50	1	EPA 8260C Certifications: CTDOH,NELAC-NY10854,NJDEP	09/27/2016 08:02	09/27/2016 14:55	BK
108-90-7	Chlorobenzene	ND		ug/L	0.20	0.50	1	EPA 8260C Certifications: CTDOH,NELAC-NY10854,NJDEP	09/27/2016 08:02	09/27/2016 14:55	BK
75-00-3	Chloroethane	ND		ug/L	0.20	0.50	1	EPA 8260C Certifications: CTDOH,NELAC-NY10854,NJDEP	09/27/2016 08:02	09/27/2016 14:55	BK
67-66-3	Chloroform	ND		ug/L	0.20	0.50	1	EPA 8260C Certifications: CTDOH,NELAC-NY10854,NJDEP	09/27/2016 08:02	09/27/2016 14:55	BK
74-87-3	Chloromethane	ND		ug/L	0.20	0.50	1	EPA 8260C Certifications: CTDOH,NELAC-NY10854,NJDEP	09/27/2016 08:02	09/27/2016 14:55	BK
156-59-2	cis-1,2-Dichloroethylene	ND		ug/L	0.20	0.50	1	EPA 8260C Certifications: CTDOH,NELAC-NY10854,NJDEP	09/27/2016 08:02	09/27/2016 14:55	BK
10061-01-5	cis-1,3-Dichloropropylene	ND		ug/L	0.20	0.50	1	EPA 8260C Certifications: CTDOH,NELAC-NY10854,NJDEP	09/27/2016 08:02	09/27/2016 14:55	BK
124-48-1	Dibromochloromethane	ND		ug/L	0.20	0.50	1	EPA 8260C Certifications: CTDOH,NELAC-NY10854,NJDEP	09/27/2016 08:02	09/27/2016 14:55	BK
74-95-3	Dibromomethane	ND		ug/L	0.20	0.50	1	EPA 8260C Certifications: NELAC-NY10854,NJDEP	09/27/2016 08:02	09/27/2016 14:55	BK
75-71-8	Dichlorodifluoromethane	ND		ug/L	0.20	0.50	1	EPA 8260C Certifications: NELAC-NY10854,NJDEP	09/27/2016 08:02	09/27/2016 14:55	BK
100-41-4	Ethyl Benzene	ND		ug/L	0.20	0.50	1	EPA 8260C Certifications: CTDOH,NELAC-NY10854,NJDEP	09/27/2016 08:02	09/27/2016 14:55	BK
87-68-3	Hexachlorobutadiene	ND		ug/L	0.20	0.50	1	EPA 8260C Certifications: NELAC-NY10854,NJDEP	09/27/2016 08:02	09/27/2016 14:55	BK
98-82-8	Isopropylbenzene	ND		ug/L	0.20	0.50	1	EPA 8260C Certifications: CTDOH,NELAC-NY10854,NJDEP	09/27/2016 08:02	09/27/2016 14:55	BK
1634-04-4	Methyl tert-butyl ether (MTBE)	ND		ug/L	0.20	0.50	1	EPA 8260C Certifications: CTDOH,NELAC-NY10854,NJDEP	09/27/2016 08:02	09/27/2016 14:55	BK
75-09-2	Methylene chloride	ND		ug/L	1.0	2.0	1	EPA 8260C Certifications: CTDOH,NELAC-NY10854,NJDEP	09/27/2016 08:02	09/27/2016 14:55	BK



Sample Information

Client Sample ID: GWQ091616:1310 NP1-1-2

York Sample ID: 1610695-01

York Project (SDG) No.

Client Project ID

Matrix

Collection Date/Time

Date Received

1610695

Rowe Industries

Water

September 16, 2016 1:10 pm

09/20/2016

Volatile Organics, 8260 List - Low Level


Log-in Notes:

Sample Notes:

Sample Prepared by Method: EPA 5030B

CAS No.	Parameter	Result	Flag	Units	Reported to LOD/MDL	LOQ	Dilution	Reference Method	Date/Time Prepared	Date/Time Analyzed	Analyst
91-20-3	Naphthalene	ND		ug/L	1.0	2.0	1	EPA 8260C Certifications: NELAC-NY10854,NJDEP	09/27/2016 08:02	09/27/2016 14:55	BK
104-51-8	n-Butylbenzene	ND		ug/L	0.20	0.50	1	EPA 8260C Certifications: CTDOH,NELAC-NY10854,NJDEP	09/27/2016 08:02	09/27/2016 14:55	BK
103-65-1	n-Propylbenzene	ND		ug/L	0.20	0.50	1	EPA 8260C Certifications: CTDOH,NELAC-NY10854,NJDEP	09/27/2016 08:02	09/27/2016 14:55	BK
95-47-6	o-Xylene	ND		ug/L	0.20	0.50	1	EPA 8260C Certifications: NELAC-NY10854	09/27/2016 08:02	09/27/2016 14:55	BK
179601-23-1	p- & m- Xylenes	ND		ug/L	0.50	1.0	1	EPA 8260C Certifications: NELAC-NY10854	09/27/2016 08:02	09/27/2016 14:55	BK
99-87-6	p-Isopropyltoluene	ND		ug/L	0.20	0.50	1	EPA 8260C Certifications: CTDOH,NELAC-NY10854,NJDEP	09/27/2016 08:02	09/27/2016 14:55	BK
135-98-8	sec-Butylbenzene	ND		ug/L	0.20	0.50	1	EPA 8260C Certifications: CTDOH,NELAC-NY10854,NJDEP	09/27/2016 08:02	09/27/2016 14:55	BK
100-42-5	Styrene	ND		ug/L	0.20	0.50	1	EPA 8260C Certifications: CTDOH,NELAC-NY10854,NJDEP	09/27/2016 08:02	09/27/2016 14:55	BK
98-06-6	tert-Butylbenzene	ND		ug/L	0.20	0.50	1	EPA 8260C Certifications: CTDOH,NELAC-NY10854,NJDEP	09/27/2016 08:02	09/27/2016 14:55	BK
127-18-4	Tetrachloroethylene	ND		ug/L	0.20	0.50	1	EPA 8260C Certifications: CTDOH,NELAC-NY10854,NJDEP	09/27/2016 08:02	09/27/2016 14:55	BK
108-88-3	Toluene	ND		ug/L	0.20	0.50	1	EPA 8260C Certifications: CTDOH,NELAC-NY10854,NJDEP	09/27/2016 08:02	09/27/2016 14:55	BK
156-60-5	trans-1,2-Dichloroethylene	ND		ug/L	0.20	0.50	1	EPA 8260C Certifications: CTDOH,NELAC-NY10854,NJDEP	09/27/2016 08:02	09/27/2016 14:55	BK
10061-02-6	trans-1,3-Dichloropropylene	ND		ug/L	0.20	0.50	1	EPA 8260C Certifications: CTDOH,NELAC-NY10854,NJDEP	09/27/2016 08:02	09/27/2016 14:55	BK
79-01-6	Trichloroethylene	ND		ug/L	0.20	0.50	1	EPA 8260C Certifications: CTDOH,NELAC-NY10854,NJDEP	09/27/2016 08:02	09/27/2016 14:55	BK
75-69-4	Trichlorofluoromethane	ND		ug/L	0.20	0.50	1	EPA 8260C Certifications: CTDOH,NELAC-NY10854,NJDEP	09/27/2016 08:02	09/27/2016 14:55	BK
75-01-4	Vinyl Chloride	ND		ug/L	0.20	0.50	1	EPA 8260C Certifications: CTDOH,NELAC-NY10854,NJDEP	09/27/2016 08:02	09/27/2016 14:55	BK
1330-20-7	* Xylenes, Total	ND		ug/L	0.60	1.5	1	EPA 8260C Certifications: CTDOH,NJDEP	09/27/2016 08:02	09/27/2016 14:55	BK

	Surrogate Recoveries	Result	Acceptance Range
17060-07-0	Surrogate: 1,2-Dichloroethane-d4	106 %	69-130
2037-26-5	Surrogate: Toluene-d8	98.5 %	81-117
460-00-4	Surrogate: p-Bromofluorobenzene	102 %	79-122




Analytical Batch Summary

Batch ID: BI61289

Preparation Method: EPA 5030B

Prepared By: OW

YORK Sample ID	Client Sample ID	Preparation Date
16I0695-01	GWQ091616:1310 NP1-1-2	09/27/16
BI61289-BLK1	Blank	09/27/16
BI61289-BS1	LCS	09/27/16
BI61289-BSD1	LCS Dup	09/27/16



Volatile Organic Compounds by GC/MS - Quality Control Data
York Analytical Laboratories, Inc.


Analyte	Result	Reporting Limit	Units	Spike Level	Source* Result	%REC	%REC Limits	Flag	RPD	RPD Limit	Flag
---------	--------	-----------------	-------	-------------	----------------	------	-------------	------	-----	-----------	------

Batch BI61289 - EPA 5030B

Blank (BI61289-BLK1)

Prepared & Analyzed: 09/27/2016

1,1,1,2-Tetrachloroethane	ND	0.50	ug/L								
1,1,1-Trichloroethane	ND	0.50	"								
1,1,2,2-Tetrachloroethane	ND	0.50	"								
1,1,2-Trichloro-1,2,2-trifluoroethane (Freon 113)	ND	0.50	"								
1,1,2-Trichloroethane	ND	0.50	"								
1,1-Dichloroethane	ND	0.50	"								
1,1-Dichloroethylene	ND	0.50	"								
1,1-Dichloropropylene	ND	0.50	"								
1,2,3-Trichlorobenzene	ND	0.50	"								
1,2,3-Trichloropropane	ND	0.50	"								
1,2,4-Trichlorobenzene	ND	0.50	"								
1,2,4-Trimethylbenzene	ND	0.50	"								
1,2-Dibromo-3-chloropropane	ND	2.0	"								
1,2-Dibromoethane	ND	0.50	"								
1,2-Dichlorobenzene	ND	0.50	"								
1,2-Dichloroethane	ND	0.50	"								
1,2-Dichloropropane	ND	0.50	"								
1,3,5-Trimethylbenzene	ND	0.50	"								
1,3-Dichlorobenzene	ND	0.50	"								
1,3-Dichloropropane	ND	0.50	"								
1,4-Dichlorobenzene	ND	0.50	"								
2,2-Dichloropropane	ND	0.50	"								
2-Chlorotoluene	ND	0.50	"								
2-Hexanone	ND	0.50	"								
4-Chlorotoluene	ND	0.50	"								
Acetone	ND	2.0	"								
Benzene	ND	0.50	"								
Bromobenzene	ND	0.50	"								
Bromochloromethane	ND	0.50	"								
Bromodichloromethane	ND	0.50	"								
Bromoform	ND	0.50	"								
Bromomethane	ND	0.50	"								
Carbon tetrachloride	ND	0.50	"								
Chlorobenzene	ND	0.50	"								
Chloroethane	ND	0.50	"								
Chloroform	ND	0.50	"								
Chloromethane	ND	0.50	"								
cis-1,2-Dichloroethylene	ND	0.50	"								
cis-1,3-Dichloropropylene	ND	0.50	"								
Dibromochloromethane	ND	0.50	"								
Dibromomethane	ND	0.50	"								
Dichlorodifluoromethane	ND	0.50	"								
Ethyl Benzene	ND	0.50	"								
Hexachlorobutadiene	ND	0.50	"								
Isopropylbenzene	ND	0.50	"								
Methyl tert-butyl ether (MTBE)	ND	0.50	"								
Methylene chloride	ND	2.0	"								
Naphthalene	ND	2.0	"								
n-Butylbenzene	ND	0.50	"								
n-Propylbenzene	ND	0.50	"								
o-Xylene	ND	0.50	"								



Volatile Organic Compounds by GC/MS - Quality Control Data

York Analytical Laboratories, Inc.

Analyte	Result	Reporting Limit	Units	Spike Level	Source* Result	%REC	%REC Limits	Flag	RPD	RPD Limit	Flag
---------	--------	-----------------	-------	-------------	----------------	------	-------------	------	-----	-----------	------

Batch BI61289 - EPA 5030B

Blank (BI61289-BLK1)

Prepared & Analyzed: 09/27/2016

p- & m- Xylenes	ND	1.0	ug/L								
p-Isopropyltoluene	ND	0.50	"								
sec-Butylbenzene	ND	0.50	"								
Styrene	ND	0.50	"								
tert-Butylbenzene	ND	0.50	"								
Tetrachloroethylene	ND	0.50	"								
Toluene	ND	0.50	"								
trans-1,2-Dichloroethylene	ND	0.50	"								
trans-1,3-Dichloropropylene	ND	0.50	"								
Trichloroethylene	ND	0.50	"								
Trichlorofluoromethane	ND	0.50	"								
Vinyl Chloride	ND	0.50	"								
Xylenes, Total	ND	1.5	"								

Surrogate: 1,2-Dichloroethane-d4

10.3

"

10.0

103

69-130

Surrogate: Toluene-d8

9.93

"

10.0

99.3

81-117

Surrogate: p-Bromofluorobenzene

10.4

"

10.0


104

79-122

LCS (BI61289-BS1)

Prepared & Analyzed: 09/27/2016

1,1,1,2-Tetrachloroethane	8.68		ug/L	10.0		86.8	82-126				
1,1,1-Trichloroethane	9.73		"	10.0		97.3	78-136				
1,1,2,2-Tetrachloroethane	8.88		"	10.0		88.8	76-129				
1,1,2-Trichloro-1,2,2-trifluoroethane (Freon 113)	9.80		"	10.0		98.0	54-165				
1,1,2-Trichloroethane	9.11		"	10.0		91.1	82-123				
1,1-Dichloroethane	9.86		"	10.0		98.6	82-129				
1,1-Dichloroethylene	9.78		"	10.0		97.8	68-138				
1,1-Dichloropropylene	9.63		"	10.0		96.3	83-133				
1,2,3-Trichlorobenzene	12.0		"	10.0		120	76-136				
1,2,3-Trichloropropane	9.20		"	10.0		92.0	77-128				
1,2,4-Trichlorobenzene	10.5		"	10.0		105	76-137				
1,2,4-Trimethylbenzene	8.90		"	10.0		89.0	82-132				
1,2-Dibromo-3-chloropropane	8.52		"	10.0		85.2	45-147				
1,2-Dibromoethane	9.38		"	10.0		93.8	83-124				
1,2-Dichlorobenzene	8.54		"	10.0		85.4	79-123				
1,2-Dichloroethane	9.39		"	10.0		93.9	73-132				
1,2-Dichloropropane	8.94		"	10.0		89.4	78-126				
1,3,5-Trimethylbenzene	8.95		"	10.0		89.5	80-131				
1,3-Dichlorobenzene	8.24		"	10.0		82.4	86-122	Low Bias			
1,3-Dichloropropane	9.28		"	10.0		92.8	81-125				
1,4-Dichlorobenzene	8.36		"	10.0		83.6	85-124	Low Bias			
2,2-Dichloropropane	9.23		"	10.0		92.3	56-150				
2-Chlorotoluene	8.43		"	10.0		84.3	79-130				
2-Hexanone	8.93		"	10.0		89.3	51-146				
4-Chlorotoluene	8.38		"	10.0		83.8	79-128				
Acetone	7.58		"	10.0		75.8	14-150				
Benzene	9.36		"	10.0		93.6	85-126				
Bromobenzene	8.83		"	10.0		88.3	78-129				
Bromochloromethane	10.1		"	10.0		101	77-128				
Bromodichloromethane	9.38		"	10.0		93.8	79-128				
Bromoform	9.86		"	10.0		98.6	78-133				
Bromomethane	4.84		"	10.0		48.4	43-168				
Carbon tetrachloride	10.3		"	10.0		103	77-141				
Chlorobenzene	8.62		"	10.0		86.2	88-120	Low Bias			



Volatile Organic Compounds by GC/MS - Quality Control Data

York Analytical Laboratories, Inc.

Analyte	Result	Reporting Limit	Units	Spike Level	Source* Result	%REC	%REC Limits	Flag	RPD	RPD Limit	Flag
---------	--------	-----------------	-------	-------------	----------------	------	-------------	------	-----	-----------	------

Batch BI61289 - EPA 5030B

LCS (BI61289-BS1)

Prepared & Analyzed: 09/27/2016

Chloroethane	9.08		ug/L	10.0		90.8	65-136				
Chloroform	9.61		"	10.0		96.1	82-128				
Chloromethane	1.34		"	10.0		13.4	43-155	Low Bias			
cis-1,2-Dichloroethylene	9.34		"	10.0		93.4	83-129				
cis-1,3-Dichloropropylene	8.91		"	10.0		89.1	80-131				
Dibromochloromethane	9.25		"	10.0		92.5	80-130				
Dibromomethane	9.62		"	10.0		96.2	72-134				
Dichlorodifluoromethane	7.49		"	10.0		74.9	44-144				
Ethyl Benzene	9.05		"	10.0		90.5	80-131				
Hexachlorobutadiene	10.8		"	10.0		108	67-146				
Isopropylbenzene	8.80		"	10.0		88.0	76-140				
Methyl tert-butyl ether (MTBE)	9.59		"	10.0		95.9	76-135				
Methylene chloride	9.57		"	10.0		95.7	55-137				
Naphthalene	10.2		"	10.0		102	70-147				
n-Butylbenzene	8.92		"	10.0		89.2	79-132				
n-Propylbenzene	8.59		"	10.0		85.9	78-133				
o-Xylene	8.52		"	10.0		85.2	78-130				
p- & m- Xylenes	17.8		"	20.0		88.8	77-133				
p-Isopropyltoluene	8.91		"	10.0		89.1	81-136				
sec-Butylbenzene	8.37		"	10.0		83.7	79-137				
Styrene	9.29		"	10.0		92.9	67-132				
tert-Butylbenzene	8.75		"	10.0		87.5	77-138				
Tetrachloroethylene	9.10		"	10.0		91.0	82-131				
Toluene	8.96		"	10.0		89.6	80-127				
trans-1,2-Dichloroethylene	9.61		"	10.0		96.1	80-132				
trans-1,3-Dichloropropylene	8.68		"	10.0		86.8	78-131				
Trichloroethylene	8.94		"	10.0		89.4	82-128				
Trichlorofluoromethane	10.8		"	10.0		108	67-139				
Vinyl Chloride	5.19		"	10.0		51.9	58-145	Low Bias			
<i>Surrogate: 1,2-Dichloroethane-d4</i>	<i>10.4</i>		<i>"</i>	<i>10.0</i>		<i>104</i>	<i>69-130</i>				
<i>Surrogate: Toluene-d8</i>	<i>9.99</i>		<i>"</i>	<i>10.0</i>		<i>99.9</i>	<i>81-117</i>				
<i>Surrogate: p-Bromofluorobenzene</i>	<i>9.88</i>		<i>"</i>	<i>10.0</i>		<i>98.8</i>	<i>79-122</i>				



Volatile Organic Compounds by GC/MS - Quality Control Data

York Analytical Laboratories, Inc.

Analyte	Result	Reporting Limit	Units	Spike Level	Source* Result	%REC	%REC Limits	Flag	RPD	RPD Limit	Flag
Batch BI61289 - EPA 5030B											
LCS Dup (BI61289-bsd1)											
Prepared & Analyzed: 09/27/2016											
1,1,1,2-Tetrachloroethane	8.86		ug/L	10.0		88.6	82-126		2.05	30	
1,1,1-Trichloroethane	9.48		"	10.0		94.8	78-136		2.60	30	
1,1,2,2-Tetrachloroethane	9.18		"	10.0		91.8	76-129		3.32	30	
1,1,2-Trichloro-1,2,2-trifluoroethane (Freon 113)	9.33		"	10.0		93.3	54-165		4.91	30	
1,1,2-Trichloroethane	9.42		"	10.0		94.2	82-123		3.35	30	
1,1-Dichloroethane	9.74		"	10.0		97.4	82-129		1.22	30	
1,1-Dichloroethylene	9.54		"	10.0		95.4	68-138		2.48	30	
1,1-Dichloropropylene	9.35		"	10.0		93.5	83-133		2.95	30	
1,2,3-Trichlorobenzene	14.1		"	10.0		141	76-136	High Bias	16.1	30	
1,2,3-Trichloropropane	9.51		"	10.0		95.1	77-128		3.31	30	
1,2,4-Trichlorobenzene	11.7		"	10.0		117	76-137		11.2	30	
1,2,4-Trimethylbenzene	9.09		"	10.0		90.9	82-132		2.11	30	
1,2-Dibromo-3-chloropropane	8.82		"	10.0		88.2	45-147		3.46	30	
1,2-Dibromoethane	9.60		"	10.0		96.0	83-124		2.32	30	
1,2-Dichlorobenzene	8.71		"	10.0		87.1	79-123		1.97	30	
1,2-Dichloroethane	9.65		"	10.0		96.5	73-132		2.73	30	
1,2-Dichloropropane	9.01		"	10.0		90.1	78-126		0.780	30	
1,3,5-Trimethylbenzene	9.07		"	10.0		90.7	80-131		1.33	30	
1,3-Dichlorobenzene	8.35		"	10.0		83.5	86-122	Low Bias	1.33	30	
1,3-Dichloropropane	9.53		"	10.0		95.3	81-125		2.66	30	
1,4-Dichlorobenzene	8.59		"	10.0		85.9	85-124		2.71	30	
2,2-Dichloropropane	8.97		"	10.0		89.7	56-150		2.86	30	
2-Chlorotoluene	8.60		"	10.0		86.0	79-130		2.00	30	
2-Hexanone	9.03		"	10.0		90.3	51-146		1.11	30	
4-Chlorotoluene	8.59		"	10.0		85.9	79-128		2.47	30	
Acetone	7.49		"	10.0		74.9	14-150		1.19	30	
Benzene	9.44		"	10.0		94.4	85-126		0.851	30	
Bromobenzene	9.10		"	10.0		91.0	78-129		3.01	30	
Bromochloromethane	10.1		"	10.0		101	77-128		0.495	30	
Bromodichloromethane	9.57		"	10.0		95.7	79-128		2.01	30	
Bromoform	10.0		"	10.0		100	78-133		1.41	30	
Bromomethane	5.92		"	10.0		59.2	43-168		20.1	30	
Carbon tetrachloride	10.2		"	10.0		102	77-141		1.47	30	
Chlorobenzene	8.74		"	10.0		87.4	88-120	Low Bias	1.38	30	
Chloroethane	8.87		"	10.0		88.7	65-136		2.34	30	
Chloroform	9.71		"	10.0		97.1	82-128		1.04	30	
Chloromethane	1.72		"	10.0		17.2	43-155	Low Bias	24.8	30	
cis-1,2-Dichloroethylene	9.33		"	10.0		93.3	83-129		0.107	30	
cis-1,3-Dichloropropylene	9.19		"	10.0		91.9	80-131		3.09	30	
Dibromochloromethane	9.39		"	10.0		93.9	80-130		1.50	30	
Dibromomethane	9.84		"	10.0		98.4	72-134		2.26	30	
Dichlorodifluoromethane	7.05		"	10.0		70.5	44-144		6.05	30	
Ethyl Benzene	9.12		"	10.0		91.2	80-131		0.770	30	
Hexachlorobutadiene	11.8		"	10.0		118	67-146		9.56	30	
Isopropylbenzene	8.86		"	10.0		88.6	76-140		0.680	30	
Methyl tert-butyl ether (MTBE)	9.66		"	10.0		96.6	76-135		0.727	30	
Methylene chloride	9.43		"	10.0		94.3	55-137		1.47	30	
Naphthalene	11.8		"	10.0		118	70-147		14.5	30	
n-Butylbenzene	9.23		"	10.0		92.3	79-132		3.42	30	
n-Propylbenzene	8.70		"	10.0		87.0	78-133		1.27	30	
o-Xylene	8.57		"	10.0		85.7	78-130		0.585	30	



Volatile Organic Compounds by GC/MS - Quality Control Data

York Analytical Laboratories, Inc.


Analyte	Result	Reporting Limit	Units	Spike Level	Source* Result	%REC	%REC Limits	Flag	RPD	RPD Limit	Flag
---------	--------	-----------------	-------	-------------	----------------	------	-------------	------	-----	-----------	------

Batch BI61289 - EPA 5030B

LCS Dup (BI61289-BSD1)


Prepared & Analyzed: 09/27/2016

p- & m- Xylenes	18.0		ug/L	20.0		89.8	77-133		1.12	30	
p-Isopropyltoluene	9.07		"	10.0		90.7	81-136		1.78	30	
sec-Butylbenzene	8.53		"	10.0		85.3	79-137		1.89	30	
Styrene	9.45		"	10.0		94.5	67-132		1.71	30	
tert-Butylbenzene	8.71		"	10.0		87.1	77-138		0.458	30	
Tetrachloroethylene	8.97		"	10.0		89.7	82-131		1.44	30	
Toluene	9.04		"	10.0		90.4	80-127		0.889	30	
trans-1,2-Dichloroethylene	9.54		"	10.0		95.4	80-132		0.731	30	
trans-1,3-Dichloropropylene	8.96		"	10.0		89.6	78-131		3.17	30	
Trichloroethylene	9.00		"	10.0		90.0	82-128		0.669	30	
Trichlorofluoromethane	10.3		"	10.0		103	67-139		4.84	30	
Vinyl Chloride	5.03		"	10.0		50.3	58-145	Low Bias	3.13	30	
<i>Surrogate: 1,2-Dichloroethane-d4</i>	<i>10.4</i>		<i>"</i>	<i>10.0</i>		<i>104</i>	<i>69-130</i>				
<i>Surrogate: Toluene-d8</i>	<i>10.0</i>		<i>"</i>	<i>10.0</i>		<i>100</i>	<i>81-117</i>				
<i>Surrogate: p-Bromofluorobenzene</i>	<i>9.87</i>		<i>"</i>	<i>10.0</i>		<i>98.7</i>	<i>79-122</i>				



Volatile Analysis Sample Containers

Lab ID	Client Sample ID	Volatile Sample Container
16I0695-01	GWQ091616:1310 NP1-1-2	40mL Clear Vial (pre-pres.) HCl; Cool to 4° C



Notes and Definitions

- QR-04 The RPD exceeded control limits for the LCS/LCSD QC.
- QL-02 This LCS analyte is outside Laboratory Recovery limits due the analyte behavior using the referenced method. The reference method has certain limitations with respect to analytes of this nature.
- CCV-E The value reported is ESTIMATED. The value is estimated due to its behavior during continuing calibration verification (>20% Difference for average Rf or >20% Drift for quadratic fit).

-
- * Analyte is not certified or the state of the samples origination does not offer certification for the Analyte.
- ND NOT DETECTED - the analyte is not detected at the Reported to level (LOQ/RL or LOD/MDL)
- RL REPORTING LIMIT - the minimum reportable value based upon the lowest point in the analyte calibration curve.
- LOQ LIMIT OF QUANTITATION - the minimum concentration of a target analyte that can be reported within a specified degree of confidence. This is the lowest point in an analyte calibration curve that has been subjected to all steps of the processing/analysis and verified to meet defined criteria. This is based upon NELAC 2009 Standards and applies to all analyses.
- LOD LIMIT OF DETECTION - a verified estimate of the minimum concentration of a substance in a given matrix that an analytical process can reliably detect. This is based upon NELAC 2009 Standards and applies to all analyses conducted under the auspices of EPA SW-846.
- MDL METHOD DETECTION LIMIT - a statistically derived estimate of the minimum amount of a substance an analytical system can reliably detect with a 99% confidence that the concentration of the substance is greater than zero. This is based upon 40 CFR Part 136 Appendix B and applies only to EPA 600 and 200 series methods.
- Reported to This indicates that the data for a particular analysis is reported to either the LOD/MDL, or the LOQ/RL. In cases where the "Reported to" is located above the LOD/MDL, any value between this and the LOQ represents an estimated value which is "J" flagged accordingly. This applies to volatile and semi-volatile target compounds only.
- NR Not reported
- RPD Relative Percent Difference
- Wet The data has been reported on an as-received (wet weight) basis
- Low Bias Low Bias flag indicates that the recovery of the flagged analyte is below the laboratory or regulatory lower control limit. The data user should take note that this analyte may be biased low but should evaluate multiple lines of evidence including the LCS and site-specific MS/MSD data to draw bias conclusions. In cases where no site-specific MS/MSD was requested, only the LCS data can be used to evaluate such bias.
- High Bias High Bias flag indicates that the recovery of the flagged analyte is above the laboratory or regulatory upper control limit. The data user should take note that this analyte may be biased high but should evaluate multiple lines of evidence including the LCS and site-specific MS/MSD data to draw bias conclusions. In cases where no site-specific MS/MSD was requested, only the LCS data can be used to evaluate such bias.
- Non-Dir. Non-dir. flag (Non-Directional Bias) indicates that the Relative Percent Difference (RPD) (a measure of precision) among the MS and MSD data is outside the laboratory or regulatory control limit. This alerts the data user where the MS and MSD are from site-specific samples that the RPD is high due to either non-homogeneous distribution of target analyte between the MS/MSD or indicates poor reproducibility for other reasons.

If EPA SW-846 method 8270 is included herein it is noted that the target compound N-nitrosodiphenylamine (NDPA) decomposes in the gas chromatographic inlet and cannot be separated from diphenylamine (DPA). These results could actually represent 100% DPA, 100% NDPA or some combination of the two. For this reason, York reports the combined result for n-nitrosodiphenylamine and diphenylamine for either of these compounds as a combined concentration as Diphenylamine.

If Total PCBs are detected and the target aroclors reported are "Not detected", the Total PCB value is reported due to the presence of either or both Aroclors 1262 and 1268 which are non-target aroclors for some regulatory lists.

2-chloroethylvinyl ether readily breaks down under acidic conditions. Samples that are acid preserved, including standards will exhibit breakdown. The data user should take note.

Certification for pH is no longer offered by NYDOH ELAP.

Semi-Volatile and Volatile analyses are reported down to the LOD/MDL, with values between the LOD/MDL and the LOQ being "J" flagged as estimated results.

For analyses by EPA SW-846-8270D, the Limit of Quantitation (LOQ) reported for benzidine is based upon the lowest standard used for calibration and is not a verified LOQ due to this compound's propensity for oxidative losses during extraction/concentration procedures and non-reproducible chromatographic performance.

