

PROJECT STATUS MEMORANDUM

NO. 10-11

TO: Pamela Tames, USEPA
FROM: Mark M. Goldberg, P.E.
Tunde H. Komuves-Sandor
DATE: January 18, 2012
PROJECT: Rowe Industries Superfund Site
Groundwater Recovery and Treatment System
October 2011 Status Report
Sag Harbor, New York

LBG Engineering Services, P.C. (LBG) commenced operation of the Full-Scale Pump and Treat (FSP&T) groundwater remediation system at the above-referenced site on December 17, 2002. Starting in September 2008, the groundwater recovered by the Focus Pump and Treat (FP&T) system was routed to the FSP&T system for treatment. This status report presents a summary of performance, operation and maintenance for both systems and monitoring activities for the site from October 1, 2011 through October 31, 2011. The report includes a summary of system performance parameters, system operation parameters, and analytical results for groundwater, system effluent samples, and air quality results.

SUMMARY OF SYSTEM PERFORMANCE AND OPERATION

(October 1, 2011 through October 31, 2011)

- | | |
|---|--------------------------------------|
| 1. Hours of operation during the reporting period: | 612 hours (82.3%) |
| 2. Alarm conditions during the reporting period: | See Table 1 |
| 3. Was the SPDES VOC discharge permit criteria achieved: | yes, (see Table 2) |
| 4. Total volume of water pumped during the reporting period: | 12,381,968 gal.* |
| 5. Was the system effluent flow below the SPDES limit of 1,023,000 gpd: | yes, (see Graph 1) |
| 6. Mass of VOCs recovered during the reporting period: | 0.16 pounds* |
| 7. Cumulative mass of VOCs recovered since startup on 12/17/02:
(calculations can be provided upon request) | 221.9 pounds |
| 8. Effluent VOC vapor concentration for the reporting period: | 0.29 mg/m ³ (see Table 3) |
| 9. Was the effluent VOC vapor emission rate below 0.022 lbs/hr.:
(calculations can be provided upon request) | yes (0.00020 lbs/hr) |

*Values represent both FSP&T system recovery wells and the FP&T system recovery wells.

FULL SCALE PUMP AND TREAT SYSTEM STATUS SUMMARY

The following table summarizes select recovery well parameters for the reporting period. Table 4 presents a summary of the quality results for water samples collected from recovery wells. Graph 2 presents PCE concentrations for each recovery well. For wells with water quality that meets or is approaching remedial criteria, Graph 3 presents PCE concentrations at an expanded scale in order to compare them to the PCE aquifer restoration concentration of 5 ug/L. Laboratory analytical reports are included as Appendix I.

Well	Volume pumped (gal)	Average Flow (gpm)	Lowest Measured Flow (gpm) ^{1/}	Total VOC Concentration (µg/L)	VOC Recovery (lbs)
RW-2	983,082	27	13	2.31	0.02
RW-3	1,060,896	30	10	0.94	0.01
RW-4	1,355,187	40	10	7.4	0.08
RW-5	1,713,875	50	50	2.5	0.04
RW-6	530,738	15	15	8.0	0.04
RW-7	off	off	69	5.8	--
RW-8	1,708,455	50	41	0	0
RW-9	2,635,034	74	16	0	0

^{1/} Lowest measured flows are based on the lowest average 24-hour pumping rates for each well recorded to date.

Based on the results from the 2007 groundwater model for the site, the plume is not migrating beyond the influence of the FSP&T system if the recovery well pumps operate at or above the “Lowest Measured Flows”. All recovery wells were operating at or above their lowest measured flow during the month of October with the exception of RW-7 which was off due to a malfunction.

The pump in recovery well 7 (RW-7) stopped operating on September 11, 2011. The malfunction was noticed during the depth-to-water measurements on September 12, 2011. RW-7 continued to be assessed during the month of October; it was determined that the problem was a faulty variable frequency drive. Rockwell Automation inspected the drive on October 18, 2011 and determined that it needed to be replaced. All necessary parts were ordered and the drive replacement was scheduled for November. RW-7 remained off for the entire month of October awaiting repairs.

The FSP&T system effluent water quality results are summarized on Table 2, the listed compounds are required by the FSP&T system discharge permit. Three additional compounds not previously detected were detected at low concentrations in the effluent water sample collected on October 6, 2011. Acetone (4.4 micrograms per liter (ug/l)), 1,2,3-trichlorobenzene (1.3 ug/l) and 1,2,4-trichlorobenzene (0.87 ug/l) and were detected. Acetone was also detected in the effluent water sample collected on October 11, 2011 at 3.3 ug/l. These compounds were not detected during the other sampling events during the month of October. And are not typically detected in the FSP&T system effluent sample and are not listed on the FSP&T system discharge permit, however, they were listed in the former discharge permit associated with the FP&T system. All the detections were below the discharge quality limits on the FSP&T and FP&T system discharge permits.

FOCUS PUMP AND TREAT SYSTEM STATUS SUMMARY

LBG monitors the FP&T system for indications of any fouling that had been problematic with the FP&T system. During this reporting period, heavy iron bacteria accumulation was

observed in the FRW-1, 2, 3 and effluent flow meters. The FRW-1, 2 and 3 flow meters were cleaned three times, and the effluent flow meter was cleaned once during the month of October.

The following table summarizes the parameters for the FRWs for the reporting period of September 28, 2011 through October 25, 2011. Tables 5 through 8 present a summary of the quality results for water samples collected from the FRWs. Graphs 4 through 7 present VOC concentrations for each FRW. Laboratory analytical reports are included in Appendix II.

Well	Volume Pumped (gal)	VOC Concentration (µg/L)	VOC Recovery (lbs)
FRW-1	23,132	16.0	0.003
FRW-2	3,543	41.2	0.001
FRW-3	17,494	50.6	0.007
FRW-4	167,497	16.6	0.023
Total	242,138 ^{1/}	--	--

^{1/} Routed to equalization tank in FSP&T system, for treatment.

OTHER O&M ACTIVITIES AND FUTURE O&M ACTIVITIES

O&M activities conducted in October 2011 included:

- on October 6, inspected recently rehabilitated recharge basins and restarted the FSP&T and FP&T systems. Technicians from Alpine Environmental cleaned and inspected the RW-4 pump and assisted in troubleshooting RW-7 operating problems;
- on October 11, technicians from Alpine Environmental continued to diagnose RW-7 operating problems and determined a possible faulty drive;
- on October 18, technician from Rockwell Automation troubleshot the RW-7 drive and determined it needed replacement; and
- on October 25, continued to troubleshoot erratic readings from the pH meter in the FSP&T system transfer tank with telephone assistance from Burt Process.

Future O&M activities scheduled for the fall and winter of 2011 include:

- normal weekly/monthly O&M activities;
- troubleshoot transfer tank pH meter; and
- replace the RW-7 variable frequency drive.

MMG:nv

Attachments

cc: Ken W. Wengert - Kraft Foods Global, Inc. - .pdf
 Lisa Krogman, Environ – .pdf
 Jeff Trad, NYSDEC – .pdf
 Chief-Operation Maintenance and Support Section, NYSDEC – .pdf
 William Spitz, RWM, R-1, NYSDEC
 Tiffany Scarloto, Town of Southampton Attorney - .pdf

H:\NABIS\2011\Monthly reports\October 2011\Status1011Oct.docx

TABLES

TABLE 1
GROUNDWATER REMEDIAL ACTION
ROWE INDUSTRIES SUPERFUND SITE
SAG HARBOR, NEW YORK

MAINTENANCE LOG
(October 1, 2011 through October 31, 2011)

Date	Time	System Changes/Modifications	Personnel
10/2/2011	3:47 PM	Went to site to shut down the FSP&T and FP&T systems in preparation for O&M; however, both systems were already off due to a power failure alarm that occurred at 8:45 am on September 30, 2011.	JF
10/4/2011		Basin rehabilitation completed.	Renner Landscaping
10/6/2011		Changed the multi-bag filter bags (400 um) in Banks 1 and 2, seven of eight housings used. Banks 1 and 2 left open. Bank 3 closed.	SH
	10:30 AM	Restarted the FSP&T system.	SH
		Cleaned and inspected the RW-4 pump and troubleshoot RW-7, it was determined that the RW-7 well disconnect switch may be faulty.	SH/Alpine
		Continued to troubleshoot the pH meter in the transfer tank.	SH
	11:10 AM	Restarted the FP&T system.	SH
		Completed an inspection of the discharge basins that were weeded and tilled by Renner Landscaping. Primary basin appears to be draining normally.	SH
10/11/2011		Changed the multi-bag filter bags (400 um) in Banks 1 and 2, seven of eight housings used. Banks 1 and 2 left open. Bank 3 closed.	SH
	9:35 AM	Shut down the FSP&T and FP&T systems for RW-7 repair work.	SH
		Attempted to repair RW-7, determined that operating problems may be linked to the drive. Troubleshoot the RW-7 drive and contact Rockwell Automation to schedule diagnosis/repair visit.	SH/Alpine
	10:30 AM	Restarted the FSP&T system.	SH
		Cleaned and inspected the FRW-1, 2 and 3 flow meter paddle wheels.	SH
	11:00 AM	Restarted the FP&T system.	SH
10/18/2011		Changed the multi-bag filter bags (400 um) in Banks 1 and 2, seven of eight housings used. Banks 1 and 2 left open. Bank 3 closed.	SH
	10:30 AM	Troubleshoot the RW-7 drive; drive needs to be replaced. FRW-1,2, and 3 flow meters not functioning. Cleaned heavy iron buildup and bacterial growth off of the FRW-1, 2 and 3 flow meter paddle wheels, flow meters operating properly following cleaning.	SH/Rockwell
10/25/2011		Changed the multi-bag filter bags (400 um) in Banks 1 and 2, seven of eight housings used. Banks 1 and 2 left open. Bank 3 closed.	SH
		Continued to troubleshoot the transfer tank pH meter with telephone assistance from Burt Process. Troubleshooting unsuccessful, the pH meter still reading erratically.	SH
		FRW-1 flow meter not functioning upon arrival to site, cleaned moderate amount of iron buildup and bacterial growth from the FRW-1, 2, 3 and effluent flow meter paddle wheels, flow meters operating properly following cleaning. Observed that FRW-2 and 3 pumps appear to be cycling more than usual.	SH

TABLE 2

GROUNDWATER REMEDIAL ACTION
 ROWE INDUSTRIES SUPERFUND SITE
 SAG HARBOR, NEW YORK

Effluent Water Quality Results

Date Sampled ^{2/}	pH ^{1/}	TDS (mg/l)	PCE (ug/l)	1,1,1-TCA (ug/l)	TCE (ug/l)	1,1-DCA (ug/l)	1,1-DCE (ug/l)	cis-1,2-DCE (ug/l)	trans-1,2-DCE (ug/l)	Xylene (ug/l)	Toluene (ug/l)	Ethylbenzene (ug/l)	Methylene Chloride (ug/l)	Freon 113 (ug/l)	Naphthalene (ug/l)	Chloroform (ug/l)	Total Iron (mg/l)	Dissolved Iron (mg/l)
SPDES Limits	5.0 to 8.5	---	5	5	5	5	5	5	5	5	5	5	5	---	10	7	---	---
6-Oct-11	5.3	165	ND<5.0	ND<5.0	ND<5.0	ND<5.0	ND<5.0	ND<5.0	ND<5.0	ND<15.0	ND<5.0	ND<5.0	4.4 J	ND<5.0	2.1 J	ND<5.0	5.69	0.029
11-Oct-11	5.4	125	ND<5.0	ND<5.0	ND<5.0	ND<5.0	ND<5.0	ND<5.0	ND<5.0	ND<15.0	ND<5.0	ND<5.0	4.2 J,B	ND<5.0	ND<10.0	ND<5.0	4.43	0.135
18-Oct-11	^{3/}	195	ND<0.5	ND<0.5	ND<0.5	ND<0.5	ND<0.5	ND<0.5	ND<0.5	ND<1.5	ND<0.5	ND<0.5	0.51 J,B	ND<0.5	ND<2	ND<0.5	6.93	0.354
25-Oct-11	5.3	145	ND<0.5	ND<0.5	ND<0.5	ND<0.5	ND<0.5	ND<0.5	ND<0.5	ND<1.5	ND<0.5	ND<0.5	0.60 J,B	ND<0.5	ND<2	ND<0.5	1.14	0.092

SPDES: State Pollutant Discharge Elimination System

NM: Not Measured

TCE: Trichloroethene

trans-1,2,-DCE: trans-1,2-Dichloroethene

mg/l: Milligrams per liter

TDS: Total dissolved solids

1,1-DCA: 1,1-Dichloroethane

ug/l: Micrograms per liter

PCE: Tetrachloroethylene

1,1-DCE: 1,1-Dichloroethene

---: Not established

1,1,1-TCA: 1,1,1-Trichloroethane

cis-1,2-DCE: cis-1,2-Dichloroethene

J: Analyte detected below quantitation limits, value shown is a laboratory estimate.

B: Analyte was found in the associated analysis batch blank. For volatiles, methylene chloride and acetone are common lab contaminants.

Notes:

- Based on the SPDES criteria from an NYSDEC letter dated on May 11, 2006, the new allowable pH range for the Rowe Site is between 5.0 and 8.5. The pH was measured with a calibrated electronic pH meter. Influent pH values from recovery wells typically range between 5 and 6.
- "Effluent" samples were collected from sample port labeled NP2-10 unless otherwise noted.
- The pH was not measured at this time.

Comments:

As of September 1, 2011 the water samples are analyzed by York Analytical Laboratories, Inc. The laboratory typically uses a reporting limit (RL) for water of 5 ug/l for VOC. York reports detections below 5 ug/l as an estimated value; these values are below the RL but greater than or equal to the method detection limit (MDL). A value reported below the RL but above the MDL is considered an estimated value and flagged with a "J". The calibration curve was adjusted to a reporting limit of 0.5 ug/l during October.

TABLE 3
GROUNDWATER REMEDIAL ACTION
ROWE INDUSTRIES SUPERFUND SITE
SAG HARBOR, NEW YORK

Carbon Unit System Air Quality Results

Precarbon			Parameters (mg/m3)														TOTAL
Sample Name	Date	Time	PCE	TCE	TCA	DCE	DCA	cis-DCE	Toluene	m&p-Xylenes	o-Xylene	CF	MC	EB	Freon 113	VOCs	
AQ11410:1130NP4-1	11/4/2010	11:30	0.0230	0.0054	0.0190	0.0007	0.0041	ND	0.0021	ND	ND	0.0071	0.0022	ND	ND	0.07	
AQ120110:1245NP4-1	12/1/2010	12:45	0.0820	0.0100	0.0220	0.0012	0.0062	ND	0.0016	ND	ND	0.0082	0.0017	0.0016	ND	0.13	
AQ120111:1110NP4-1	1/20/2011	11:10	0.0560	0.0052	0.0140	0.0011	0.0058	0.0077	ND	ND	ND	0.0079	NA	ND	ND	0.10	
AQ21111:1210NP4-1	2/1/2011	12:10	0.0770	0.0052	0.0330	0.0016	0.0074	0.0042	ND	ND	ND	0.0050	NA	ND	ND	0.14	
AQ32111:1405NP4-1	3/2/2011	14:05	0.3500	0.0110	0.0250	0.0010	0.0059	0.0072	0.0240	0.0440	0.0200	0.0082	0.0027	0.0100	ND	0.52	
AQ45111:1330NP4-1	4/5/2011	13:30	0.0830	0.0073	0.0380	0.0016	0.0097	0.0059	0.0031	ND	ND	0.0077	0.0030	ND	ND	0.16	
AQ53111:120NP4-1	5/3/2011	11:20	0.0290	0.0042	0.0300	0.0002	0.0075	ND	0.0130	0.0034	0.0015	0.0046	0.0081	0.0018	ND	0.12	
AQ060611:1400NP4-1	6/6/2011	14:00	0.0490	0.0039	0.0094	0.0006	0.0047	0.0028	0.0025	ND	ND	0.0054	NA	ND	ND	0.09	
AQ76111:1420NP4-1	7/6/2011	14:20	0.0660	0.0061	0.0170	0.0009	0.0064	0.0095	0.0059	ND	ND	0.0049	NA	ND	ND	0.13	
AQ83011:1200NP4-1	8/30/2011	12:00	0.0160	0.0020	0.0049	ND	0.0020	ND	0.0140	0.0027	ND	0.0026	NA	ND	ND	0.05	
AQ92811:1120NP4-1	9/28/2011	11:20	0.0170	0.0036	0.0160	ND	0.0069	ND	0.0017	0.0028	0.0013	0.0037	0.0490	0.0011	0.0054	0.23	
AQ101811:1300NP4-1	10/18/2011	13:00	0.0370	0.0031	0.0170	ND	0.0081	ND	0.0010	0.0009	0.0004	0.0034	NA	0.0003	ND	0.14	

Midcarbon			Parameters (mg/m3)														TOTAL
Sample Name	Date	Time	PCE	TCE	TCA	DCE	DCA	cis-DCE	Toluene	m&p-Xylenes	o-Xylene	CF	MC	EB	Freon 113	VOCs	
AQ11410:1135NP4-2	11/4/2010	11:35	0.0290	0.0020	0.0760	0.0020	0.0120	0.0035	0.0026	ND	ND	0.0095	0.0043	ND	ND	0.14	
AQ120110:1250NP4-2	12/1/2010	12:50	0.0076	0.0013	0.0480	0.0012	0.0061	0.0017	0.0018	0.0028	ND	0.0064	0.0017	0.0021	ND	0.08	
AQ120111:1115NP4-2	1/20/2011	11:15	0.0027	ND	0.0490	0.0013	0.0082	0.0025	ND	ND	ND	0.0074	NA	ND	ND	0.07	
AQ211111:1215NP4-2	2/1/2011	12:15	0.0061	0.0018	0.0500	0.0014	0.0096	0.0028	0.0091	0.0039	ND	0.0089	0.0071	0.0022	ND	0.11	
AQ32111:1410NP4-2	3/2/2011	14:10	0.0049	0.0016	0.0440	0.0017	0.0066	0.0023	ND	ND	ND	0.0073	0.0018	ND	ND	0.08	
AQ45111:1335NP4-2	4/5/2011	13:35	0.0055	0.0017	0.0390	0.0014	0.0081	0.0029	0.0180	ND	ND	0.0071	0.0170	ND	ND	0.11	
AQ53111:125NP4-2	5/3/2011	11:25	0.0099	0.0019	0.0550	0.0044	0.0140	0.0043	ND	ND	ND	0.0110	0.0023	ND	ND	0.11	
AQ060611:1405NP4-2	6/6/2011	14:05	0.1900	0.0310	0.0330	ND	0.0012	0.0017	0.0048	ND	ND	0.0020	NA	ND	ND	0.28	
AQ76111:1425NP4-2	7/6/2011	14:25	0.1400	0.0160	0.0130	ND	ND	ND	0.0056	ND	ND	ND	NA	ND	ND	0.19	
AQ83011:1205NP4-2	8/30/2011	12:05	0.1100	0.0130	0.0110	ND	0.0009	ND	0.0079	ND	ND	ND	NA	ND	ND	0.15	
AQ92811:1125NP4-2	9/28/2011	11:25	1.3000	0.0270	0.0086	ND	0.0040	ND	0.0041	0.0024	0.0009	ND	0.0230	0.0012	0.0058	1.45	
AQ101811:1305NP4-2	10/18/2011	13:05	0.1100	0.0140	0.0110	ND	0.0054	ND	0.0016	0.0016	0.0007	0.0015	NA	0.0006	0.0036	0.31	

Postcarbon			Parameters (mg/m3)														TOTAL
Sample Name	Date	Time	PCE	TCE	TCA	DCE	DCA	cis-DCE	Toluene	m&p-Xylenes	o-Xylene	CF	MC	EB	Freon 113	VOCs	
AQ11410:1140NP4-3	11/4/2010	11:40	ND	ND	0.0670	0.0020	0.0160	0.0033	0.0021	ND	ND	0.0089	0.0025	ND	ND	0.10	
AQ120110:1255NP4-3	12/1/2010	12:55	ND	ND	0.0570	0.0014	0.0099	0.0021	0.0016	ND	ND	0.0064	0.0052	ND	ND	0.08	
AQ120111:1120NP4-3	1/20/2011	11:20	ND	ND	0.0760	0.0020	0.0130	0.0035	ND	ND	ND	0.0088	NA	ND	ND	0.10	
AQ21111:1220NP4-4	2/1/2011	12:20	ND	ND	0.0630	0.0019	0.0110	0.0035	ND	ND	ND	0.0088	0.0060	ND	ND	0.09	
AQ32111:1415NP4-3	3/2/2011	14:15	ND	ND	0.0890	0.0023	0.0130	0.0051	0.0014	ND	ND	0.0120	0.0021	ND	ND	0.13	
AQ45111:1340NP4-3	4/5/2011	13:40	ND	ND	0.0600	0.0021	0.0110	0.0052	0.0055	ND	ND	0.0110	0.0038	ND	ND	0.11	
AQ53111:1130NP4-3	5/3/2011	11:30	ND	ND	0.0620	0.0049	0.0099	0.0060	0.0025	ND	ND	0.0090	0.0031	ND	ND	0.10	
AQ060611:1410NP4-3	6/6/2011	14:10	ND	ND	ND	ND	ND	ND	0.0062	0.0035	0.0013	ND	NA	ND	ND	0.02	
AQ76111:1430NP4-3	7/6/2011	14:30	ND	ND	ND	ND	ND	ND	0.0049	0.0034	ND	ND	NA	ND	ND	0.02	
AQ83011:1210NP4-3	8/30/2011	12:10	ND	ND	ND	ND	ND	ND	0.0040	ND	ND	ND	NA	ND	ND	0.02	
AQ92811:1130NP4-3	9/28/2011	11:30	0.0023	ND	ND	ND	ND	ND	0.0019	0.0013	ND	ND	0.0058	0.0012	ND	0.05	
AQ101811:1310NP4-3	10/18/2011	13:10	0.0083	ND	ND	ND	ND	ND	0.0069	ND	ND	ND	NA	ND	ND	0.29	

PCE: Tetrachloroethane DCE: 1,1-Dichloroethene CF: Chloroform
TCE: Trichloroethene DCA: 1,1-Dichloroethane MC: Methylene Chloride
TCA: 1,1,1-Trichloroethane cis-DCE: cis-1,2-Dichloroethene EB: Ethylbenzene

Note: NA - Not Applicable. Method blank contamination. The associated method blank contains the target analyte at a reportable level.
NS - Not Sampled
ND - Not Detected

The air quality results summarized above are for the compounds listed in the FSP&T groundwater discharge permit. Low concentrations of additional compounds are accounted for in the Total VOCs column, however, are not listed.

TABLE 4

GROUNDWATER REMEDIAL ACTION
 ROWE INDUSTRIES SUPERFUND SITE
 SAG HARBOR, NEW YORK

Recovery Well Water Quality Results

Recovery Well	Date Sampled	PCE (ug/L)	TCE (ug/L)	TCA (ug/L)	Chloroform (ug/L)	MTBE (ug/L)	Total Iron (mg/L)	Dissolved Iron (mg/L)	1,1-Dichloroethane (ug/L)	1,1-Dichloroethene (ug/L)	Methylene Chloride (ug/L)	Bromoform (ug/L)	Dibromochloromethane (ug/L)	Naphthalene (ug/L)	m,p-Xylene (ug/L)	o-Xylene (ug/L)	Ethylbenzene (ug/L)	Acetone (ug/L)	
	ARAR's	5	5	5	7	NE	300	300	5	5	5	NE	NE	NE	5	5	NE	NE	
RW-1	15-Sep-04	ND<1	ND<1	ND<1	2.8	ND<1	0.0865	ND<0.02	ND<1	ND<1	ND<1	2.5	ND<1	8.0	ND<2	ND<1	ND<1	ND<1	
	7-Oct-04	ND<1	ND<1	ND<1	2.2	0.0332	ND<0.02	ND<1	ND<1	ND<1	ND<1	ND<1	ND<1	ND<1	ND<2	ND<1	ND<1	ND<1	
	3-Nov-04	ND<1	ND<1	ND<1	1.9	2.0	0.0133	ND<0.02	ND<1	ND<1	ND<1	ND<1	ND<1	ND<1	ND<2	ND<1	ND<1	ND<1	
	15-Dec-04	ND<1	ND<1	ND<1	9.8	ND<1	0.0475	0.0229	ND<1	ND<1	ND<1	ND<1	ND<1	ND<1	ND<2	ND<1	ND<1	ND<1	
	13-Jan-05	ND<1	ND<1	ND<1	1.5	2.1	0.0703	0.0326	ND<1	ND<1	ND<1	ND<1	ND<1	ND<1	ND<2	ND<1	ND<1	ND<1	
	8-Feb-05	ND<1	ND<1	ND<1	4.6	ND<1	ND<0.02	ND<0.02	ND<1	ND<1	ND<1	ND<1	ND<1	ND<1	ND<2	ND<1	ND<1	ND<1	
	15-Mar-05	ND<1	ND<1	ND<1	2.5	ND<1	0.0285	ND<0.02	ND<1	ND<1	ND<1	ND<1	ND<1	ND<1	ND<2	ND<1	ND<1	ND<1	
	19-Apr-05	ND<1	ND<1	ND<1	1.5	ND<1	0.0357	0.0217	ND<1	ND<1	ND<1	ND<1	ND<1	ND<1	ND<2	ND<1	ND<1	ND<1	
	2-May-05	ND<1	ND<1	ND<1	ND<1	ND<1	ND<0.02	ND<0.02	ND<1	ND<1	ND<1	ND<1	ND<1	ND<1	ND<2	ND<1	ND<1	ND<1	
	16-Jun-05	ND<1	ND<1	ND<1	4.0	ND<1	ND<0.02	ND<0.02	ND<1	ND<1	ND<1	ND<1	ND<1	ND<1	ND<2	ND<1	ND<1	ND<1	
	14-Jul-05	ND<1	ND<1	ND<1	2.1	ND<1	0.0289	ND<0.02	ND<1	ND<1	8.4*	ND<1	ND<1	ND<1	13.0	3.3	1.3	1.0	6.9*
	7-Mar-06	ND<1	ND<1	ND<1	5.2	ND<1	0.1650	ND<0.02	ND<1	ND<1	ND<1	ND<1	ND<1	ND<1	ND<2	ND<1	ND<1	ND<1	
	19-Sep-06	ND<1	ND<1	ND<1	1.7	ND<1	-	-	ND<1	ND<1	ND<1	ND<1	ND<1	ND<1	ND<2	ND<1	ND<1	ND<1	
	7-Mar-07	ND<1	ND<1	ND<1	ND<1	ND<1	-	-	ND<1	ND<1	ND<1	ND<1	ND<1	ND<1	ND<2	ND<1	ND<1	ND<1	
	3-Oct-07	ND<1	ND<1	ND<1	ND<1	ND<1	-	-	ND<1	ND<1	ND<1	ND<1	ND<1	ND<1	ND<2	ND<1	ND<1	ND<1	
	13-Mar-08	ND<1	ND<1	ND<1	ND<1	ND<1	-	-	ND<1	ND<1	ND<1	ND<1	ND<1	ND<1	ND<2	ND<1	ND<1	ND<1	
	17-Sep-08	ND<1	ND<1	ND<1	1.1	ND<1	-	-	ND<1	ND<1	ND<1	ND<1	ND<1	ND<1	ND<2	ND<1	ND<1	ND<1	
	19-Mar-09	ND<1	ND<1	ND<1	ND<1	ND<1	-	-	ND<1	ND<1	ND<1	ND<1	ND<1	ND<1	ND<2	ND<1	ND<1	ND<1	
	16-Sep-09	ND<1	ND<1	ND<1	1.0	ND<1	-	-	ND<1	ND<1	ND<1	ND<1	ND<1	ND<1	ND<2	ND<1	ND<1	ND<1	
	17-Mar-10	ND<1	ND<1	ND<1	0.6 J	ND<1	-	-	ND<1	ND<1	ND<1	ND<1	ND<1	ND<1	ND<2	ND<1	ND<1	ND<1	
17-Sep-10	ND<1	ND<1	ND<1	ND<1	ND<1	-	-	ND<1	ND<1	ND<1	ND<1	ND<1	ND<1	ND<2	ND<1	ND<1	ND<1		
9-Mar-11	ND<1	ND<1	ND<1	0.6 J	ND<1	-	-	ND<1	ND<1	ND<1	ND<1	ND<1	ND<1	ND<2	ND<1	ND<1	ND<1		
15-Sep-11	ND<5	ND<5	ND<5	0.8 J	ND<5	-	-	ND<5	ND<1	7.1 ^B	ND<5	ND<5	ND<5	ND<10	ND<5	ND<5	ND<5	3.8 B	
RW-2	17-Nov-09	1.4	ND<1	0.87 J	ND<1	ND<1	2.37	0.027	ND<1	ND<1	ND<1	ND<1	ND<1	ND<1	ND<2	ND<1	ND<1	ND<1	
	Dec-09 ^{2/}	NS	NS	NS	NS	NS	NS	NS	NS	NS	NS	NS	NS	NS	NS	NS	NS	NS	
	12-Jan-10	2.2	ND<1	ND<1	ND<1	ND<1	3.72	0.567	ND<1	ND<1	ND<1	ND<1	ND<1	ND<1	ND<2	ND<1	ND<1	ND<1	
	17-Feb-10	0.83 J	ND<1	1.2	ND<1	ND<1	10.00	0.025	ND<1	ND<1	ND<1	ND<1	ND<1	ND<1	ND<2	ND<1	ND<1	ND<1	
	16-Mar-10	1.0	ND<1	1.7	ND<1	ND<1	2.56	0.515	ND<1	ND<1	ND<1	ND<1	ND<1	ND<1	ND<2	ND<1	ND<1	ND<1	
	08-Apr-10	ND<1	ND<1	ND<1	ND<1	ND<1	5.43	0.036	ND<1	ND<1	ND<1	ND<1	ND<1	ND<1	ND<2	ND<1	ND<1	ND<1	
	25-May-10	ND<1	ND<1	ND<1	ND<1	ND<1	0.06	0.052	ND<1	ND<1	ND<1	ND<1	ND<1	ND<1	ND<2	ND<1	ND<1	ND<1	
	15-Jun-10	1.9	ND<1	ND<1	ND<1	ND<1	6.76	0.036	ND<1	ND<1	ND<1	ND<1	ND<1	ND<1	ND<2	ND<1	ND<1	ND<1	
	20-Jul-10	ND<1	ND<1	ND<1	ND<1	ND<1	9.60	0.047	ND<1	ND<1	ND<1	ND<1	ND<1	ND<1	ND<2	ND<1	ND<1	ND<1	
	Aug-10 ^{3/}	NS	NS	NS	NS	NS	NS	NS	NS	NS	NS	NS	NS	NS	NS	NS	NS	NS	
	16-Sep-10	ND<1	ND<1	ND<1	ND<1	ND<1	1.50	0.893	ND<1	ND<1	ND<1	ND<1	ND<1	ND<1	ND<2	ND<1	ND<1	ND<1	
	13-Oct-10	ND<1	ND<1	ND<1	ND<1	ND<1	1.31	0.039	ND<1	ND<1	ND<1	ND<1	ND<1	ND<1	ND<2	ND<1	ND<1	ND<1	
	16-Nov-10	2.7	ND<1	ND<1	ND<1	ND<1	1.68	0.073	ND<1	ND<1	ND<1	ND<1	ND<1	ND<1	ND<2	ND<1	ND<1	ND<1	
	14-Dec-10	0.44 J	ND<1	0.77 J	ND<1	ND<1	2.86	0.050	0.32 J	ND<1	ND<1	ND<1	ND<1	ND<1	ND<2	ND<1	ND<1	ND<1	
	11-Jan-11	ND<1	ND<1	ND<1	ND<1	ND<1	10.30	0.012	ND<1	ND<1	ND<1	ND<1	ND<1	ND<1	ND<2	ND<1	ND<1	ND<1	
	17-Feb-11	0.55 J	ND<1	ND<1	ND<1	ND<1	2.69	0.160	ND<1	ND<1	ND<1	ND<1	ND<1	ND<1	ND<2	ND<1	ND<1	ND<1	
	15-Mar-11	0.91 J	ND<1	ND<1	ND<1	ND<1	2.85	0.019	ND<1	ND<1	ND<1	ND<1	ND<1	ND<1	ND<2	ND<1	ND<1	ND<1	
	12-Apr-11	0.57 J	ND<1	ND<1	ND<1	ND<1	3.82	0.010	ND<1	ND<1	ND<1	ND<1	ND<1	ND<1	ND<2	ND<1	ND<1	ND<1	
	23-May-11	ND<1	ND<1	ND<1	ND<1	ND<1	3.72	0.199	ND<1	ND<1	ND<1	ND<1	ND<1	ND<1	ND<2	ND<1	ND<1	ND<1	
	21-Jun-11	0.85 J	ND<1	ND<1	ND<1	ND<1	1.83	0.033	ND<1	ND<1	ND<1	ND<1	ND<1	ND<1	ND<2	ND<1	ND<1	ND<1	
12-Jul-11	ND<1	ND<1	ND<1	ND<1	ND<1	2.71	0.013	ND<1	ND<1	ND<1	ND<1	ND<1	ND<1	ND<2	ND<1	ND<1	ND<1		
23-Aug-11	ND<1	ND<1	ND<1	ND<1	ND<1	2.20	0.021	ND<1	ND<1	ND<1	ND<1	ND<1	ND<1	ND<2	ND<1	ND<1	ND<1		
15-Sep-11	0.96 J	ND<5	ND<5	ND<5	ND<5	-	-	ND<5	ND<1	3.9 B	ND<5	ND<5	ND<5	ND<10	ND<5	ND<5	ND<5	4.5 B	
18-Oct-11	0.97	0.18 J	0.74	0.17 J	ND<0.5	-	-	0.25 J	ND<0.5	0.96 J,B	ND<0.5	ND<0.5	ND<0.5	0.24 J,B	ND<1	ND<0.5	ND<0.5	ND<2	

TABLE 4

GROUNDWATER REMEDIAL ACTION
 ROWE INDUSTRIES SUPERFUND SITE
 SAG HARBOR, NEW YORK

Recovery Well Water Quality Results

Recovery Well	Date Sampled	PCE (ug/L)	TCE (ug/L)	TCA (ug/L)	Chloroform (ug/L)	MTBE (ug/L)	Total Iron (mg/L)	Dissolved Iron (mg/L)	1,1-Dichloroethane (ug/L)	1,1-Dichloroethene (ug/L)	Methylene Chloride (ug/L)	Bromoform (ug/L)	Dibromochloromethane (ug/L)	Naphthalene (ug/L)	m,p-Xylene (ug/L)	o-Xylene (ug/L)	Ethylbenzene (ug/L)	Acetone (ug/L)	
	ARAR's	5	5	5	7	NE	300	300	5	5	5	NE	NE	NE	5	5	NE	NE	
RW-3	17-Nov-09	ND<1	1.4	ND<1	ND<1	ND<1	2.22	0.065	ND<1	ND<1	ND<1	ND<1	ND<1	ND<1	ND<2	ND<1	ND<1	ND<1	
	Dec-09 ^{3/}	NS	NS	NS	NS	NS	NS	NS	NS	NS	NS	NS	NS	NS	NS	NS	NS	NS	
	12-Jan-10	ND<1	1.3	ND<1	ND<1	ND<1	2.34	1.820	ND<1	ND<1	ND<1	ND<1	ND<1	ND<1	ND<2	ND<1	ND<1	ND<1	
	17-Feb-10	ND<1	1.7	ND<1	ND<1	ND<1	2.22	0.247	ND<1	ND<1	ND<1	ND<1	ND<1	ND<1	ND<2	ND<1	ND<1	ND<1	
	16-Mar-10	ND<1	1.4	ND<1	ND<1	ND<1	2.18	0.087	ND<1	ND<1	ND<1	ND<1	ND<1	ND<1	ND<2	ND<1	ND<1	ND<1	
	08-Apr-10	ND<1	ND<1	ND<1	ND<1	ND<1	2.61	0.170	ND<1	ND<1	ND<1	ND<1	ND<1	ND<1	ND<2	ND<1	ND<1	ND<1	
	25-May-10	ND<1	ND<1	ND<1	ND<1	ND<1	3.39	0.538	ND<1	ND<1	ND<1	ND<1	ND<1	ND<1	ND<2	ND<1	ND<1	ND<1	
	15-Jun-10	ND<1	1.5	ND<1	ND<1	ND<1	2.30	0.757	ND<1	ND<1	ND<1	ND<1	ND<1	ND<1	ND<2	ND<1	ND<1	ND<1	
	20-Jul-10	ND<1	ND<1	ND<1	ND<1	ND<1	3.48	0.497	ND<1	ND<1	ND<1	ND<1	ND<1	ND<1	ND<2	ND<1	ND<1	ND<1	
	Aug-10 ^{3/}	NS	NS	NS	NS	NS	NS	NS	NS	NS	NS	NS	NS	NS	NS	NS	NS	NS	NS
	16-Sep-10	ND<1	ND<1	0.63 J	ND<1	ND<1	ND<1	2.04	0.948	ND<1	ND<1	ND<1	ND<1	ND<1	ND<2	ND<1	ND<1	ND<1	
	13-Oct-10	ND<1	ND<1	0.84 J	ND<1	ND<1	ND<1	2.86	0.896	ND<1	ND<1	ND<1	ND<1	ND<1	ND<2	ND<1	ND<1	ND<1	
	16-Nov-10	ND<1	ND<1	ND<1	ND<1	ND<1	1.95	0.369	ND<1	ND<1	ND<1	ND<1	ND<1	ND<1	ND<2	ND<1	ND<1	ND<1	
	14-Dec-10	ND<1	0.36 J	ND<1	ND<1	ND<1	2.07	1.76	ND<1	ND<1	ND<1	ND<1	ND<1	ND<1	ND<2	ND<1	ND<1	ND<1	
	11-Jan-11	ND<1	ND<1	ND<1	ND<1	ND<1	2.65	0.599	ND<1	ND<1	ND<1	ND<1	ND<1	ND<1	ND<2	ND<1	ND<1	ND<1	
	17-Feb-11	ND<1	ND<1	ND<1	ND<1	ND<1	2.43	0.501	ND<1	ND<1	ND<1	ND<1	ND<1	ND<1	ND<2	ND<1	ND<1	ND<1	
	15-Mar-11	ND<1	ND<1	ND<1	ND<1	ND<1	3.09	0.732	ND<1	ND<1	ND<1	ND<1	ND<1	ND<1	ND<2	ND<1	ND<1	ND<1	
	12-Apr-11	ND<1	ND<1	ND<1	ND<1	ND<1	5.20	0.571	ND<1	ND<1	ND<1	ND<1	ND<1	ND<1	ND<2	ND<1	ND<1	ND<1	
	23-May-11	ND<1	ND<1	ND<1	ND<1	ND<1	2.13	1.250	ND<1	ND<1	ND<1	ND<1	ND<1	ND<1	ND<2	ND<1	ND<1	ND<1	
	21-Jun-11	ND<1	ND<1	ND<1	ND<1	ND<1	2.11	0.824	ND<1	ND<1	ND<1	ND<1	ND<1	ND<1	ND<2	ND<1	ND<1	ND<1	
12-Jul-11	ND<1	ND<1	ND<1	ND<1	ND<1	2.29	0.611	ND<1	ND<1	ND<1	ND<1	ND<1	ND<1	ND<2	ND<1	ND<1	ND<1		
23-Aug-11	ND<1	ND<1	ND<1	ND<1	ND<1	3.25	0.423	ND<1	ND<1	ND<1	ND<1	ND<1	ND<1	ND<2	ND<1	ND<1	ND<1		
15-Sep-11	ND<5	0.93 J	ND<5	ND<5	ND<5	ND<5	-	-	ND<5	ND<1	7.0 J,B	ND<5	ND<5	ND<5	ND<10	ND<5	ND<5	4.3 B	
18-Oct-11	0.16 J	0.59	0.19 J	ND<0.5	ND<0.5	ND<0.5	-	-	ND<0.5	ND<0.5	0.70 J,B	ND<0.5	ND<0.5	0.11 J,B	ND<1	ND<0.5	ND<0.5	ND<2	
RW-4	Nov-09 ^{1/}	NS	NS	NS	NS	NS	NS	NS	NS	NS	NS	NS	NS	NS	NS	NS	NS	NS	
	Dec-09 ^{2/}	NS	NS	NS	NS	NS	NS	NS	NS	NS	NS	NS	NS	NS	NS	NS	NS	NS	
	12-Jan-10	4.9	0.88 J	1.5	ND<1	ND<1	4.32	3.12	ND<1	ND<1	ND<1	ND<1	ND<1	ND<1	ND<2	ND<1	ND<1	ND<1	
	17-Feb-10	2.4	ND<1	6.0	ND<1	ND<1	4.67	2.01	ND<1	ND<1	5.0	ND<1	ND<1	ND<1	ND<2	ND<1	ND<1	ND<1	
	16-Mar-10	2.1	ND<1	4.2	ND<1	ND<1	4.69	2.77	0.63 J	ND<1	ND<1	ND<1	ND<1	ND<1	ND<2	ND<1	ND<1	ND<1	
	08-Apr-10	ND<1	ND<1	ND<1	ND<1	ND<1	5.70	0.07	ND<1	ND<1	ND<1	ND<1	ND<1	ND<1	ND<2	ND<1	ND<1	ND<1	
	25-May-10	1.7	ND<1	ND<1	ND<1	ND<1	3.72	0.03	ND<1	ND<1	ND<1	ND<1	ND<1	ND<1	ND<2	ND<1	ND<1	ND<1	
	15-Jun-10	3.3	ND<1	2.5	ND<1	ND<1	4.93	1.70	ND<1	ND<1	ND<1	ND<1	ND<1	ND<1	ND<2	ND<1	ND<1	ND<1	
	20-Jul-10	ND<1	ND<1	5.6	ND<1	ND<1	5.80	0.04	0.66 J	ND<1	ND<1	ND<1	ND<1	ND<1	ND<2	ND<1	ND<1	ND<1	
	Aug-10 ^{3/}	NS	NS	NS	NS	NS	NS	NS	NS	NS	NS	NS	NS	NS	NS	NS	NS	NS	
	16-Sep-10	ND<1	ND<1	1.9	ND<1	ND<1	8.96	1.92	ND<1	ND<1	ND<1	ND<1	ND<1	ND<1	ND<2	ND<1	ND<1	ND<1	
	13-Oct-10	1.7	ND<1	ND<1	ND<1	ND<1	5.07	2.00	ND<1	ND<1	ND<1	ND<1	ND<1	ND<1	ND<2	ND<1	ND<1	ND<1	
	16-Nov-10	2.9	ND<1	3.5	ND<1	ND<1	6.53	0.27	ND<1	ND<1	ND<1	ND<1	ND<1	ND<1	ND<2	ND<1	ND<1	ND<1	
	14-Dec-10	0.55 J	ND<1	1.2	ND<1	ND<1	4.69	1.64	ND<1	ND<1	ND<1	ND<1	ND<1	ND<1	ND<2	ND<1	ND<1	ND<1	
	11-Jan-11	0.50 J	ND<1	ND<1	ND<1	ND<1	4.09	0.01	ND<1	ND<1	ND<1	ND<1	ND<1	ND<1	ND<2	ND<1	ND<1	ND<1	
	17-Feb-11	0.61 J	ND<1	0.76 J	ND<1	ND<1	7.46	ND<0.02	ND<1	ND<1	ND<1	ND<1	ND<1	ND<1	ND<2	ND<1	ND<1	ND<1	
	10-Mar-11	0.82 J	ND<1	ND<1	ND<1	ND<1	4.14	1.78	ND<1	ND<1	ND<1	ND<1	ND<1	ND<1	ND<2	ND<1	ND<1	ND<1	
	12-Apr-11	0.61 J	ND<1	0.74 J	ND<1	ND<1	4.98	1.05	ND<1	ND<1	ND<1	ND<1	ND<1	ND<1	ND<2	ND<1	ND<1	ND<1	
	23-May-11	ND<1	ND<1	1.2	ND<1	ND<1	4.81	0.33	ND<1	ND<1	ND<1	ND<1	ND<1	ND<1	ND<2	ND<1	ND<1	ND<1	
	21-Jun-11	1.0	ND<1	ND<1	ND<1	ND<1	5.12	2.95	ND<1	ND<1	ND<1	ND<1	ND<1	ND<1	ND<2	ND<1	ND<1	ND<1	
12-Jul-11	ND<1	ND<1	ND<1	ND<1	ND<1	6.53	0.07	ND<1	ND<1	ND<1	ND<1	ND<1	ND<1	ND<2	ND<1	ND<1	ND<1		
23-Aug-11	ND<1	ND<1	0.92 J	ND<1	ND<1	4.90	0.79	ND<1	ND<1	ND<1	ND<1	ND<1	ND<1	ND<2	ND<1	ND<1	ND<1		
15-Sep-11	1.1 J	ND<5	2.7 J	ND<5	ND<5	ND<5	-	-	1.4 J	ND<5	3.9 B	ND<5	ND<5	ND<5	ND<10	ND<5	ND<5	ND<5	
18-Oct-11	1.1	0.14 J	3.9	0.15 J	ND<0.5	ND<0.5	-	-	1.8	0.17 J	0.47 J,B	ND<0.5	ND<0.5	0.17 J	ND<1	ND<0.5	ND<0.5	ND<2	

TABLE 4

GROUNDWATER REMEDIAL ACTION
 ROWE INDUSTRIES SUPERFUND SITE
 SAG HARBOR, NEW YORK

Recovery Well Water Quality Results

Recovery Well	Date Sampled	PCE (ug/L)	TCE (ug/L)	TCA (ug/L)	Chloroform (ug/L)	MTBE (ug/L)	Total Iron (mg/L)	Dissolved Iron (mg/L)	1,1-Dichloroethane (ug/L)	1,1-Dichloroethene (ug/L)	Methylene Chloride (ug/L)	Bromoform (ug/L)	Dibromochloromethane (ug/L)	Naphthalene (ug/L)	m,p-Xylene (ug/L)	o-Xylene (ug/L)	Ethylbenzene (ug/L)	Acetone (ug/L)
	ARAR's	5	5	5	7	NE	300	300	5	5	5	NE	NE	NE	5	5	NE	NE
RW-5	17-Nov-09	ND<1	ND<1	1.8	0.80 J	ND<1	0.048	0.0103	0.71 J	ND<1	ND<1	ND<1	ND<1	ND<1	ND<2	ND<1	ND<1	ND<1
	Dec-09 ^{2/}	NS	NS	NS	NS	NS	NS	NS	NS	NS	NS	NS	NS	NS	NS	NS	NS	NS
	12-Jan-10	ND<1	ND<1	ND<1	ND<1	ND<1	0.036	0.0131	ND<1	ND<1	ND<1	ND<1	ND<1	ND<1	ND<2	ND<1	ND<1	ND<1
	17-Feb-10	ND<1	ND<1	2.7	ND<1	ND<1	0.095	0.0092	ND<1	ND<1	ND<1	ND<1	ND<1	ND<1	ND<2	ND<1	ND<1	ND<1
	16-Mar-10	ND<1	ND<1	2.6	0.66 J	ND<1	0.053	0.0230	ND<1	ND<1	ND<1	ND<1	ND<1	ND<1	ND<2	ND<1	ND<1	ND<1
	08-Apr-10	ND<1	ND<1	ND<1	ND<1	ND<1	0.087	0.0092	ND<1	ND<1	ND<1	ND<1	ND<1	ND<1	ND<2	ND<1	ND<1	ND<1
	25-May-10	ND<1	ND<1	ND<1	ND<1	ND<1	5.390	0.0052	ND<1	ND<1	ND<1	ND<1	ND<1	ND<1	ND<2	ND<1	ND<1	ND<1
	15-Jun-10	ND<1	ND<1	ND<1	2.3	ND<1	0.481	0.0300	ND<1	ND<1	ND<1	ND<1	ND<1	ND<1	ND<2	ND<1	ND<1	ND<1
	20-Jul-10	ND<1	ND<1	1.0	ND<1	ND<1	0.062	0.0177	ND<1	ND<1	ND<1	ND<1	ND<1	ND<1	ND<2	ND<1	ND<1	ND<1
	Aug-10 ^{3/}	NS	NS	NS	NS	NS	NS	NS	NS	NS	NS	NS	NS	NS	NS	NS	NS	NS
	16-Sep-10	ND<1	ND<1	ND<1	2.3	ND<1	0.030	0.0114	ND<1	ND<1	ND<1	ND<1	ND<1	ND<1	ND<2	ND<1	ND<1	ND<1
	13-Oct-10	ND<1	ND<1	ND<1	ND<1	ND<1	0.035	0.0093	ND<1	ND<1	ND<1	ND<1	ND<1	ND<1	ND<2	ND<1	ND<1	ND<1
	16-Nov-10	ND<1	ND<1	ND<1	ND<1	ND<1	1.78	0.0188	ND<1	ND<1	ND<1	ND<1	ND<1	ND<1	ND<2	ND<1	ND<1	ND<1
	14-Dec-10	ND<1	ND<1	0.7 J	ND<1	ND<1	0.034	0.0080	ND<1	ND<1	ND<1	ND<1	ND<1	ND<1	ND<2	ND<1	ND<1	ND<1
	11-Jan-11	ND<1	ND<1	ND<1	ND<1	ND<1	0.047	0.0070	ND<1	ND<1	ND<1	ND<1	ND<1	ND<1	ND<2	ND<1	ND<1	ND<1
	17-Feb-11	ND<1	ND<1	1.3	ND<1	ND<1	0.260	0.0150	ND<1	ND<1	ND<1	ND<1	ND<1	ND<1	ND<2	ND<1	ND<1	ND<1
	10-Mar-11	ND<1	ND<1	ND<1	ND<1	ND<1	0.041	0.0100	ND<1	ND<1	ND<1	ND<1	ND<1	ND<1	ND<2	ND<1	ND<1	ND<1
	12-Apr-11	ND<1	ND<1	1.2	ND<1	ND<1	0.041	0.0240	ND<1	ND<1	ND<1	ND<1	ND<1	ND<1	ND<2	ND<1	ND<1	ND<1
	23-May-11	ND<1	ND<1	0.8 J	ND<1	ND<1	0.258	0.0050	ND<1	ND<1	ND<1	ND<1	ND<1	ND<1	ND<2	ND<1	ND<1	ND<1
	21-Jun-11	ND<1	ND<1	ND<1	ND<1	ND<1	0.031	0.0200	ND<1	ND<1	ND<1	ND<1	ND<1	ND<1	ND<2	ND<1	ND<1	ND<1
12-Jul-11	ND<1	ND<1	0.6 J	ND<1	ND<1	0.027	0.0009	ND<1	ND<1	ND<1	ND<1	ND<1	ND<1	ND<2	ND<1	ND<1	ND<1	
23-Aug-11	ND<1	ND<1	0.6 J	ND<1	ND<1	0.074	0.0240	ND<1	ND<1	ND<1	ND<1	ND<1	ND<1	ND<2	ND<1	ND<1	ND<1	
15-Sep-11	ND<5	ND<5	1.1 J	ND<5	ND<5	-	-	ND<5	ND<1	4.8 J,B	ND<5	ND<5	ND<5	ND<10	ND<5	ND<5	3.4 J,B	
18-Oct-11	0.12 J	ND<0.5	1.4	0.50	ND<0.5	-	-	1	ND<0.5	0.45 J,B	ND<0.5	ND<0.5	0.14 J,B	ND<1	ND<0.5	ND<0.5	ND<2	
RW-6	17-Nov-09	8.3	ND<1	5.1	ND<1	ND<1	0.0696	0.0341	1.4	ND<1	ND<1	0.56 J	ND<1	ND<1	ND<2	ND<1	ND<1	ND<1
	Dec-09 ^{2/}	NS	NS	NS	NS	NS	NS	NS	NS	NS	NS	NS	NS	NS	NS	NS	NS	NS
	12-Jan-10	12.0	ND<1	5.3	ND<1	ND<1	0.1010	0.0518	1.3	ND<1	ND<1	ND<1	ND<1	ND<1	ND<2	ND<1	ND<1	ND<1
	17-Feb-10	7.6	ND<1	4.4	ND<1	ND<1	0.0780	0.0209	ND<1	ND<1	ND<1	ND<1	ND<1	ND<1	ND<2	ND<1	ND<1	ND<1
	16-Mar-10	7.0	ND<1	4.2	ND<1	ND<1	0.0550	0.0241	0.91 J	ND<1	ND<1	ND<1	ND<1	ND<1	ND<2	ND<1	ND<1	ND<1
	08-Apr-10	6.9	ND<1	2.9	ND<1	ND<1	0.0855	0.0546	ND<1	ND<1	ND<1	ND<1	ND<1	ND<1	ND<2	ND<1	ND<1	ND<1
	25-May-10	6.4	ND<1	6.2	ND<1	ND<1	0.2080	0.0582	ND<1	ND<1	ND<1	ND<1	ND<1	ND<1	ND<2	ND<1	ND<1	ND<1
	15-Jun-10	6.3	ND<1	7.0	ND<1	ND<1	0.1640	0.0221	1.5	ND<1	ND<1	ND<1	ND<1	ND<1	ND<2	ND<1	ND<1	ND<1
	20-Jul-10	3.4	ND<1	4.5	ND<1	ND<1	0.2890	0.0162	1.1	ND<1	ND<1	ND<1	ND<1	ND<1	ND<2	ND<1	ND<1	ND<1
	Aug-10 ^{3/}	NS	NS	NS	NS	NS	NS	NS	NS	NS	NS	NS	NS	NS	NS	NS	NS	NS
	16-Sep-10	4.3	ND<1	2.8	1.8	ND<1	0.0512	0.023	0.36 J	ND<1	ND<1	ND<1	ND<1	ND<1	ND<2	ND<1	ND<1	ND<1
	13-Oct-10	4.3	ND<1	4.2	ND<1	ND<1	0.1040	0.037	ND<1	ND<1	ND<1	ND<1	ND<1	ND<1	ND<2	ND<1	ND<1	ND<1
	16-Nov-10	5.3	ND<1	3.0	ND<1	ND<1	0.0218	0.016	ND<1	ND<1	ND<1	ND<1	ND<1	ND<1	ND<2	ND<1	ND<1	ND<1
	14-Dec-10	1.7	ND<1	0.8 J	ND<1	ND<1	0.1080	0.008	ND<1	ND<1	ND<1	ND<1	ND<1	ND<1	ND<2	ND<1	ND<1	ND<1
	11-Jan-11	2.6	ND<1	ND<1	ND<1	ND<1	0.3650	0.015	ND<1	ND<1	ND<1	ND<1	ND<1	ND<1	ND<2	ND<1	ND<1	ND<1
	17-Feb-11	1.6	ND<1	0.7 J	ND<1	ND<1	0.7000	0.008	ND<1	ND<1	ND<1	ND<1	ND<1	ND<1	ND<2	ND<1	ND<1	ND<1
	10-Mar-11	1.9	ND<1	0.9 J	ND<1	ND<1	0.1000	0.011	ND<1	ND<1	ND<1	ND<1	ND<1	ND<1	ND<2	ND<1	ND<1	ND<1
	12-Apr-11	1.4	ND<1	0.7 J	ND<1	ND<1	0.3200	0.012	ND<1	ND<1	ND<1	ND<1	ND<1	ND<1	ND<2	ND<1	ND<1	ND<1
	23-May-11	1.2	ND<1	0.9 J	ND<1	ND<1	0.0460	0.005	ND<1	ND<1	ND<1	ND<1	ND<1	ND<1	ND<2	ND<1	ND<1	ND<1
	21-Jun-11	1.7	ND<1	0.8 J	ND<1	ND<1	0.0450	0.037	ND<1	ND<1	ND<1	ND<1	ND<1	ND<1	ND<2	ND<1	ND<1	ND<1
12-Jul-11	1.0	ND<1	0.8 J	ND<1	ND<1	0.0440	0.010	ND<1	ND<1	ND<1	ND<1	ND<1	ND<1	ND<2	ND<1	ND<1	ND<1	
23-Aug-11	1.3	ND<1	1.2	ND<1	ND<1	0.2340	0.017	ND<1	ND<1	ND<1	ND<1	ND<1	ND<1	ND<2	ND<1	ND<1	ND<1	
15-Sep-11	3.6 J	ND<5	2.7 J	ND<5	ND<5	-	-	1.0 J	ND<1	4.5 J,B	ND<5	ND<5	ND<5	ND<10	ND<5	ND<5	3.5 J,B	
18-Oct-11	3.5	0.13 J	2.8	0.26 J	0.27 J	-	-	0.87	0.19 J	0.37 J,B	ND<0.5	ND<0.5	ND<2	ND<1	ND<0.5	ND<0.5	ND<2	

TABLE 4

GROUNDWATER REMEDIAL ACTION
 ROWE INDUSTRIES SUPERFUND SITE
 SAG HARBOR, NEW YORK

Recovery Well Water Quality Results

Recovery Well	Date Sampled	PCE (ug/L)	TCE (ug/L)	TCA (ug/L)	Chloroform (ug/L)	MTBE (ug/L)	Total Iron (mg/L)	Dissolved Iron (mg/L)	1,1-Dichloroethane (ug/L)	1,1-Dichloroethene (ug/L)	Methylene Chloride (ug/L)	Bromoform (ug/L)	Dibromochloromethane (ug/L)	Naphthalene (ug/L)	m,p-Xylene (ug/L)	o-Xylene (ug/L)	Ethylbenzene (ug/L)	Acetone (ug/L)	
	ARAR's	5	5	5	7	NE	300	300	5	5	5	NE	NE	NE	5	5	NE	NE	
RW-7	17-Nov-09	3.8	ND<1	0.94 J	ND<1	ND<1	0.393	0.0331	0.67 J	ND<1	ND<1	1.2	0.54 J	ND<1	ND<2	ND<1	ND<1	ND<1	
	Dec-09 ^{2/}	NS	NS	NS	NS	NS	NS	NS	NS	NS	NS	NS	NS	NS	NS	NS	NS	NS	
	12-Jan-10	9.1	ND<1	1.30	ND<1	ND<1	0.067	0.0414	0.88 J	ND<1	ND<1	ND<1	ND<1	ND<1	ND<2	ND<1	ND<1	ND<1	
	17-Feb-10	4.7	ND<1	ND<1	ND<1	ND<1	0.209	0.1180	ND<1	ND<1	ND<1	ND<1	ND<1	ND<1	ND<2	ND<1	ND<1	ND<1	
	16-Mar-10	3.6	ND<1	0.77 J	ND<1	ND<1	0.260	0.1410	ND<1	ND<1	ND<1	ND<1	ND<1	ND<1	ND<2	ND<1	ND<1	ND<1	
	08-Apr-10	5.0	ND<1	ND<1	ND<1	ND<1	0.118	0.0679	ND<1	ND<1	ND<1	ND<1	ND<1	ND<1	ND<2	ND<1	ND<1	ND<1	
	25-May-10	8.0	ND<1	0.73 J	ND<1	ND<1	0.070	0.0304	ND<1	ND<1	ND<1	ND<1	ND<1	ND<1	ND<2	ND<1	ND<1	ND<1	
	15-Jun-10	6.9	ND<1	3.2	ND<1	ND<1	0.115	0.0284	2.2	ND<1	ND<1	ND<1	ND<1	ND<1	ND<2	ND<1	ND<1	ND<1	
	20-Jul-10	1.2	ND<1	1.0	ND<1	ND<1	0.309	0.0694	0.44 J	ND<1	ND<1	ND<1	ND<1	ND<1	ND<2	ND<1	ND<1	ND<1	
	Aug-10 ^{3/}	NS	NS	NS	NS	NS	NS	NS	NS	NS	NS	NS	NS	NS	NS	NS	NS	NS	NS
	16-Sep-10	ND<1	ND<1	0.67 J	ND<1	ND<1	0.163	0.0343	ND<1	ND<1	ND<1	ND<1	ND<1	ND<1	ND<2	ND<1	ND<1	ND<1	
	13-Oct-10	4.6	ND<1	2.4	ND<1	ND<1	0.480	0.1430	0.89 J	ND<1	ND<1	ND<1	ND<1	ND<1	ND<2	ND<1	ND<1	ND<1	
	16-Nov-10	3.8	ND<1	ND<1	ND<1	ND<1	0.239	0.1490	ND<1	ND<1	ND<1	ND<1	ND<1	ND<1	ND<2	ND<1	ND<1	ND<1	
	14-Dec-10	0.9 J	ND<1	ND<1	ND<1	ND<1	0.802	0.2070	ND<1	ND<1	ND<1	ND<1	ND<1	ND<1	ND<2	ND<1	ND<1	ND<1	
	11-Jan-11	1.8	ND<1	ND<1	ND<1	ND<1	0.198	0.0280	ND<1	ND<1	ND<1	ND<1	ND<1	ND<1	ND<2	ND<1	ND<1	ND<1	
	17-Feb-11	0.9 J	ND<1	ND<1	ND<1	ND<1	0.752	0.0120	ND<1	ND<1	ND<1	ND<1	ND<1	ND<1	ND<2	ND<1	ND<1	ND<1	
	10-Mar-11	1.8	ND<1	ND<1	ND<1	ND<1	2.34	0.0190	ND<1	ND<1	ND<1	ND<1	ND<1	ND<1	ND<2	ND<1	ND<1	ND<1	
	12-Apr-11	1.4	ND<1	ND<1	ND<1	ND<1	0.43	0.1180	ND<1	ND<1	ND<1	ND<1	ND<1	ND<1	ND<2	ND<1	ND<1	ND<1	
	23-May-11	0.5 J	ND<1	ND<1	ND<1	ND<1	0.37	0.1600	ND<1	ND<1	ND<1	ND<1	ND<1	ND<1	ND<2	ND<1	ND<1	ND<1	
	21-Jun-11	1.7	ND<1	ND<1	ND<1	ND<1	1.30	0.0610	ND<1	ND<1	ND<1	ND<1	ND<1	ND<1	ND<2	ND<1	ND<1	ND<1	
12-Jul-11	0.5 J	ND<1	ND<1	ND<1	ND<1	0.27	0.1430	ND<1	ND<1	ND<1	ND<1	ND<1	ND<1	ND<2	ND<1	ND<1	ND<1		
23-Aug-11	0.8 J	ND<1	ND<1	ND<1	ND<1	0.64	0.1320	ND<1	ND<1	ND<1	ND<1	ND<1	ND<1	ND<2	ND<1	ND<1	ND<1		
9/15/2011 ^{5/}	NS	NS	NS	NS	NS	NS	NS	NS	NS	NS	NS	NS	NS	NS	NS	NS	NS	NS	
18-Oct-11	4.5	0.18 J	0.53	ND<0.5	0.15 J	--	--	0.40 J	ND<0.5	0.36 J,B	ND<0.5	ND<0.5	ND<2	ND<1	ND<0.5	ND<0.5	ND<2		
RW-8	17-Nov-09	ND<1	ND<1	ND<1	ND<1	0.6 J	11.9	0.15	ND<1	ND<1	6.6*	ND<1	ND<1	ND<1	ND<2	ND<1	ND<1	ND<1	
	Dec-09 ^{2/}	NS	NS	NS	NS	NS	NS	NS	NS	NS	NS	NS	NS	NS	NS	NS	NS	NS	
	12-Jan-10	ND<1	ND<1	ND<1	ND<1	ND<1	6.87	3.92	ND<1	ND<1	ND<1	ND<1	ND<1	ND<1	ND<2	ND<1	ND<1	ND<1	
	17-Feb-10	ND<1	ND<1	ND<1	ND<1	ND<1	6.46	1.46	ND<1	ND<1	ND<1	ND<1	ND<1	ND<1	ND<2	ND<1	ND<1	ND<1	
	16-Mar-10	ND<1	ND<1	ND<1	ND<1	ND<1	8.15	2.36	ND<1	ND<1	ND<1	ND<1	ND<1	ND<1	ND<2	ND<1	ND<1	ND<1	
	08-Apr-10	ND<1	ND<1	ND<1	ND<1	ND<1	9.18	0.20	ND<1	ND<1	ND<1	ND<1	ND<1	ND<1	ND<2	ND<1	ND<1	ND<1	
	25-May-10	ND<1	ND<1	ND<1	ND<1	ND<1	4.94	0.04	ND<1	ND<1	ND<1	ND<1	ND<1	ND<1	ND<2	ND<1	ND<1	ND<1	
	15-Jun-10	ND<1	ND<1	ND<1	ND<1	ND<1	9.84	2.42	ND<1	ND<1	ND<1	ND<1	ND<1	ND<1	ND<2	ND<1	ND<1	ND<1	
	20-Jul-10	ND<1	ND<1	ND<1	ND<1	ND<1	9.69	0.02	ND<1	ND<1	ND<1	ND<1	ND<1	ND<1	ND<2	ND<1	ND<1	ND<1	
	Aug-10 ^{3/}	NS	NS	NS	NS	NS	NS	NS	NS	NS	NS	NS	NS	NS	NS	NS	NS	NS	
	16-Sep-10	ND<1	ND<1	ND<1	ND<1	ND<1	7.88	0.06	ND<1	ND<1	ND<1	ND<1	ND<1	ND<1	ND<2	ND<1	ND<1	ND<1	
	13-Oct-10	ND<1	ND<1	ND<1	ND<1	ND<1	10.8	0.13	ND<1	ND<1	ND<1	ND<1	ND<1	ND<1	ND<2	ND<1	ND<1	ND<1	
	16-Nov-10	ND<1	ND<1	ND<1	ND<1	ND<1	8.29	0.42	ND<1	ND<1	ND<1	ND<1	ND<1	ND<1	ND<2	ND<1	ND<1	ND<1	
	14-Dec-10	ND<1	ND<1	ND<1	ND<1	ND<1	6.96	1.83	ND<1	ND<1	ND<1	ND<1	ND<1	ND<1	ND<2	ND<1	ND<1	ND<1	
	11-Jan-11	ND<1	ND<1	ND<1	ND<1	ND<1	22.4	0.06	ND<1	ND<1	ND<1	ND<1	ND<1	ND<1	ND<2	ND<1	ND<1	ND<1	
	17-Feb-11	ND<1	ND<1	ND<1	ND<1	ND<1	11.2	0.02	ND<1	ND<1	ND<1	ND<1	ND<1	ND<1	ND<2	ND<1	ND<1	ND<1	
	10-Mar-11	ND<1	ND<1	ND<1	ND<1	ND<1	4.34	0.23	ND<1	ND<1	ND<1	ND<1	ND<1	ND<1	ND<2	ND<1	ND<1	ND<1	
	12-Apr-11	ND<1	ND<1	ND<1	ND<1	ND<1	7.23	1.24	ND<1	ND<1	ND<1	ND<1	ND<1	ND<1	ND<2	ND<1	ND<1	ND<1	
	23-May-11	ND<1	ND<1	ND<1	ND<1	ND<1	1.58	0.57	ND<1	ND<1	ND<1	ND<1	ND<1	ND<1	ND<2	ND<1	ND<1	ND<1	
	21-Jun-11	ND<1	ND<1	ND<1	ND<1	ND<1	5.48	2.52	ND<1	ND<1	ND<1	ND<1	ND<1	ND<1	ND<2	ND<1	ND<1	ND<1	
12-Jul-11	ND<1	ND<1	ND<1	ND<1	ND<1	11.6	0.05	ND<1	ND<1	ND<1	ND<1	ND<1	ND<1	ND<2	ND<1	ND<1	ND<1		
23-Aug-11	ND<1	ND<1	ND<1	ND<1	ND<1	9.81	0.05	ND<1	ND<1	ND<1	ND<1	ND<1	ND<1	ND<2	ND<1	ND<1	ND<1		
15-Sep-11	ND<5	ND<5	ND<5	ND<5	ND<5	-	-	ND<5	ND<1	4.4 J,B	ND<5	ND<5	ND<5	ND<10	ND<5	ND<5	ND<5		
18-Oct-11	ND<0.5	ND<0.5	ND<0.5	ND<0.5	ND<0.5	-	-	ND<0.5	ND<0.5	0.40 J,B	ND<0.5	ND<0.5	ND<0.5	ND<2	ND<1	ND<0.5	ND<0.5		

TABLE 4

GROUNDWATER REMEDIAL ACTION
 ROWE INDUSTRIES SUPERFUND SITE
 SAG HARBOR, NEW YORK

Recovery Well Water Quality Results

Recovery Well	Date Sampled	PCE (ug/L)	TCE (ug/L)	TCA (ug/L)	Chloroform (ug/L)	MTBE (ug/L)	Total Iron (mg/L)	Dissolved Iron (mg/L)	1,1-Dichloroethane (ug/L)	1,1-Dichloroethene (ug/L)	Methylene Chloride (ug/L)	Bromoform (ug/L)	Dibromochloromethane (ug/L)	Naphthalene (ug/L)	m,p-Xylene (ug/L)	o-Xylene (ug/L)	Ethylbenzene (ug/L)	Acetone (ug/L)	
	ARAR's	5	5	5	7	NE	300	300	5	5	5	NE	NE	NE	5	5	NE	NE	
RW-9	17-Nov-09	ND<1	ND<1	ND<1	ND<1	ND<1	2.88	0.82	ND<1	ND<1	ND<1	0.75 J	0.84 J	ND<1	ND<2	ND<1	ND<1	ND<1	
	Dec-09 ^{2/}	NS	NS	NS	NS	NS	NS	NS	NS	NS	NS	NS	NS	NS	NS	NS	NS	NS	
	12-Jan-10	ND<1	ND<1	ND<1	ND<1	ND<1	0.71	0.06	ND<1	ND<1	ND<1	ND<1	ND<1	ND<1	ND<2	ND<1	ND<1	ND<1	
	17-Feb-10	ND<1	ND<1	ND<1	ND<1	ND<1	4.42	0.19	ND<1	ND<1	ND<1	ND<1	ND<1	ND<1	ND<2	ND<1	ND<1	ND<1	
	16-Mar-10	ND<1	ND<1	ND<1	ND<1	ND<1	2.64	1.84	ND<1	ND<1	ND<1	ND<1	ND<1	ND<1	ND<2	ND<1	ND<1	ND<1	
	08-Apr-10	ND<1	ND<1	ND<1	ND<1	ND<1	1.70	0.18	ND<1	ND<1	ND<1	ND<1	ND<1	ND<1	ND<2	ND<1	ND<1	ND<1	
	25-May-10	ND<1	ND<1	ND<1	ND<1	ND<1	0.44	0.03	ND<1	ND<1	ND<1	ND<1	ND<1	ND<1	ND<2	ND<1	ND<1	ND<1	
	15-Jun-10	ND<1	ND<1	ND<1	ND<1	ND<1	0.93	0.07	ND<1	ND<1	ND<1	ND<1	ND<1	ND<1	ND<2	ND<1	ND<1	ND<1	
	20-Jul-10	ND<1	ND<1	ND<1	ND<1	ND<1	18.00	0.06	ND<1	ND<1	ND<1	ND<1	ND<1	ND<1	ND<2	ND<1	ND<1	ND<1	
	Aug-10 ^{3/}	NS	NS	NS	NS	NS	NS	NS	NS	NS	NS	NS	NS	NS	NS	NS	NS	NS	NS
	16-Sep-10	ND<1	ND<1	ND<1	ND<1	ND<1	1.91	0.694	ND<1	ND<1	ND<1	ND<1	ND<1	ND<1	ND<1	ND<2	ND<1	ND<1	ND<1
	13-Oct-10	ND<1	ND<1	ND<1	ND<1	ND<1	53.30	0.027	ND<1	ND<1	ND<1	ND<1	ND<1	ND<1	ND<1	ND<2	ND<1	ND<1	ND<1
	16-Nov-10	ND<1	ND<1	ND<1	ND<1	ND<1	3.18	0.723	ND<1	ND<1	ND<1	ND<1	ND<1	ND<1	ND<1	ND<2	ND<1	ND<1	ND<1
	14-Dec-10 ^{4/}	ND<1	ND<1	ND<1	ND<1	ND<1	3.36	1.130	ND<1	ND<1	ND<1	ND<1	ND<1	ND<1	ND<1	ND<2	ND<1	ND<1	ND<1
	11-Jan-11	ND<1	ND<1	ND<1	ND<1	ND<1	2.79	0.143	ND<1	ND<1	ND<1	ND<1	ND<1	ND<1	ND<1	ND<2	ND<1	ND<1	ND<1
	17-Feb-11	ND<1	ND<1	ND<1	ND<1	ND<1	2.55	0.034	ND<1	ND<1	ND<1	ND<1	ND<1	ND<1	ND<1	ND<2	ND<1	ND<1	ND<1
	10-Mar-11	ND<1	ND<1	ND<1	ND<1	ND<1	0.65	0.048	ND<1	ND<1	ND<1	ND<1	ND<1	ND<1	ND<1	ND<2	ND<1	ND<1	ND<1
	12-Apr-11	ND<1	ND<1	ND<1	ND<1	ND<1	5.26	0.991	ND<1	ND<1	ND<1	ND<1	ND<1	ND<1	ND<1	ND<2	ND<1	ND<1	ND<1
	23-May-11	ND<1	ND<1	ND<1	ND<1	ND<1	3.53	0.389	ND<1	ND<1	ND<1	ND<1	ND<1	ND<1	ND<1	ND<2	ND<1	ND<1	ND<1
	21-Jun-11	ND<1	ND<1	ND<1	ND<1	ND<1	0.50	0.054	ND<1	ND<1	ND<1	ND<1	ND<1	ND<1	ND<1	ND<2	ND<1	ND<1	ND<1
12-Jul-11	ND<1	ND<1	ND<1	ND<1	ND<1	5.06	0.030	ND<1	ND<1	ND<1	ND<1	ND<1	ND<1	ND<1	ND<2	ND<1	ND<1	ND<1	
23-Aug-11	ND<1	ND<1	ND<1	ND<1	ND<1	5.34	0.060	ND<1	ND<1	ND<1	ND<1	ND<1	ND<1	ND<1	ND<2	ND<1	ND<1	ND<1	
15-Sep-11	ND<5	ND<5	ND<5	ND<5	ND<5	-	-	ND<5	ND<1	ND<1	4.6 J,B	ND<5	ND<5	ND<5	ND<10	ND<5	ND<5	3.4 J,B	
18-Oct-11	ND<0.5	ND<0.5	ND<0.5	ND<0.5	ND<0.5	-	-	ND<0.5	ND<0.5	ND<0.5	0.42 J,B	ND<0.5	ND<0.5	ND<0.2	ND<1	ND<0.5	ND<0.5	ND<2	

ND: Not detected
 <#: Less than method detection limit
 ug/L: Micrograms per liter
 -: Not analyzed
 PCE: Tetrachloroethylene
 MTBE: Methyl-tertiary-butyl-ether
 TCE: Trichloroethylene
 NS: Not sampled
 TCA: 1,1,1-Trichloroethane

J: Analyte detected below quantitation limits, value shown is a laboratory estimate.
 B: Analyte was found in the associated analysis batch blank. For volatiles, methylene chloride and acetone are common lab contaminants.
 ARAR's are chemical specific aquifer restoration goals for ground water at the Former Rowe Industries Superfund Site.
 NE indicates that the ARAR goal was not established for this compound by the EPA.
 Bold values indicate an exceedence of the ARAR standard established for the site.
^{1/} RW-2 was not sampled because the RW-2 pump was not operable at the time of the sampling event.
^{2/} The FSP&T Recovery system was not operational during the scheduled sampling event, thus the recovery wells were not sampled during December 2009.
^{3/} The FSP&T Recovery system was not operational during most of the month, due to a leaking pipe, thus the recovery wells were not sampled during August 2010.
^{4/} Chloromethane, a constituent not previously detected, was detected in the groundwater sample collected from RW-9 at a concentration of 1.8 ug/l.
^{5/} RW-7 was not sampled because the pump was not operable at the time of the sampling event.

Comments:
 As of September 1, 2011 the water samples are analyzed by York Analytical Laboratories, Inc. The laboratory typically uses a reporting limit (RL) for water of 5 ug/l for VOC. York reports detections below 5 ug/l as an estimated value; these values are below the RL but greater than or equal to the method detection limit (MDL). A value reported below the RL but above the MDL is considered an estimated value and flagged with a "J". The calibration curve was adjusted to a reporting limit of 1 ug/l during October.

TABLE 5

**GROUNDWATER REMEDIAL ACTION
ROWE INDUSTRIES SUPERFUND SITE
SAG HARBOR, NEW YORK**

Recovery Well FRW-1 VOC Concentrations, micrograms per liter

FRW-1							
Date	PCE	TCE	12DCE	TCA	VC	MC	Acetone
ARARs	5	5	5	5	1 ^{1/}	5	NE
27-Jan-10	180	1.1	0.63 J	1.40	ND<1	ND<1	ND<1
17-Feb-10	16	ND<1	ND<1	ND<1	ND<1	ND<1	ND<1
16-Mar-10	160	1.2	8.3	4.60	ND<1	ND<1	ND<1
8-Apr-10	110	ND<1	ND<1	ND<1	ND<1	ND<1	ND<1
The FRWs were shut down on April 13, 2010							
18-May-10	170	40	290	ND<1	ND<1	ND<1	ND<1
17-Jun-10	32	ND<1	7.8	ND<1	ND<1	ND<1	ND<1
13-Jul-10	22	2.2	3.1	ND<1	ND<1	ND<1	ND<1
31-Aug-10	170	ND<1	42	7.1	ND<1	ND<1	ND<1
17-Sep-10	180	3.1	79	5.7	ND<1	ND<1	ND<1
13-Oct-10	190	5.4	15	6.0	ND<1	ND<1	ND<1
11-Nov-10	48	2.9	6.2	ND<1	ND<1	ND<1	ND<1
7-Dec-10	7.6	ND<1	ND<1	ND<1	ND<1	ND<1	ND<1
4-Jan-11	110	2.7	4.7	2.6	ND<1	ND<1	ND<1
The FRWs were restarted on January 20, 2011							
20-Jan11 (10:00 AM)	5.5	2.9	60	ND<1	ND<1	ND<1	ND<1
20-Jan11 (1:30 PM)	0.8 J	ND<1	ND<1	ND<1	ND<1	ND<1	ND<1
25-Jan-11	6.4	ND<1	ND<1	ND<1	ND<1	ND<1	ND<1
17-Feb-11	46	ND<1	ND<1	0.55 J	ND<1	ND<1	ND<1
10-Mar-11	68	ND<1	ND<1	0.58 J	ND<1	ND<1	ND<1
26-Apr-11	22	ND<1	1.8	ND<1	ND<1	ND<1	ND<1
11-May-11	13	ND<1	ND<1	ND<1	ND<1	ND<1	ND<1
6-Jun-11	46	7.2	9.9	ND<1	ND<1	ND<1	ND<1
12-Jul-11	18	0.6	1.2	ND<1	ND<1	ND<1	ND<1
18-Aug-11	22	1.2	5.4	ND<1	ND<1	ND<1	ND<1
15-Sep-11	37	ND<5	ND<5	ND<5	ND<5	4.4 J,B	4.0 J,B
11-Oct-11	16	ND<5	ND<5	ND<5	ND<5	5.0 J,B	--

ARARs - Applicable Relevant and Appropriate Requirements for aquifer restoration established for the Site.

1. NYSDEC ambient water quality standards for these compounds are presented because site-specific ARARs for these compounds were not established.

PCE: Tetrachloroethylene VC: Vinyl Chloride
TCE: Trichloroethene MC: Methylene chloride
12DCE: cis-1,2-Dichloroethene
TCA: 1,1,1-Trichloroethane

Comments:

As of September 1, 2011 the water samples are analyzed by York Analytical Laboratories, Inc. The laboratory typically uses a reporting limit (RL) for water of 5 ug/l for VOC. York reports detections below 5 ug/l as an estimated value; these values are below the RL but greater than or equal to the method detection limit (MDL). A value reported below the RL but above the MDL is considered an estimated value and flagged with a "J". The calibration curve was adjusted to a reporting limit of 1 ug/l during October.

TABLE 6

**GROUNDWATER REMEDIAL ACTION
ROWE INDUSTRIES SUPERFUND SITE
SAG HARBOR, NEW YORK**

Recovery Well FRW-2 VOC Concentrations, micrograms per liter

FRW-2										
Date	PCE	TCE	12DCE	TCA	Toluene	VC	Chloroform	EB	MC	Acetone
ARARs	5	5	5	5	5	1 ^{1/}	7	5	5	NE
27-Jan-10	8.5	1.5	3.9	5.4	ND<1	ND<1	ND<1	ND<1	ND<1	ND<1
17-Feb-10	8.4	ND<1	1.0	ND<1	ND<1	ND<1	ND<1	ND<1	ND<1	ND<1
16-Mar-10	33	1.7	14	ND<1	ND<1	ND<1	ND<1	ND<1	ND<1	ND<1
8-Apr-10	46	ND<1	ND<1	ND<1	ND<1	ND<1	ND<1	ND<1	ND<1	ND<1
The FRWs were shut down on April 13, 2010										
18-May-10 ^{2/}	19	1.3	3.8	ND<1	ND<1	ND<1	890	ND<1	ND<1	ND<1
17-Jun-10	87	3.2	14	ND<1	0.54 J	ND<1	51	ND<1	ND<1	ND<1
13-Jul-10	38	6.7	8.4	ND<1	ND<1	ND<1	4.4	ND<1	ND<1	ND<1
31-Aug-10	100	9.2	12	ND<1	ND<1	ND<1	10	ND<1	ND<1	ND<1
16-Sep-10	150	18.0	34	ND<1	ND<1	ND<1	9.8	ND<1	ND<1	ND<1
13-Oct-10	110	7.7	35	ND<1	ND<1	ND<1	1.8	0.39 J	ND<1	ND<1
11-Nov-10	2.2	ND<1	4.7	ND<1	ND<1	ND<1	ND<1	ND<1	ND<1	ND<1
7-Dec-10	5.0	ND<1	3.1	ND<1	ND<1	ND<1	ND<1	ND<1	ND<1	ND<1
4-Jan-11	35	2.2	4.6	ND<1	ND<1	ND<1	0.3 J	ND<1	ND<1	ND<1
The FRWs were restarted on January 20, 2011										
20-Jan-11 (10:02 AM)	17	1.7	2.6	ND<1	ND<1	ND<1	ND<1	ND<1	ND<1	ND<1
20-Jan-11 (1:32 PM)	2.3	ND<1	0.5 J	ND<1	ND<1	ND<1	ND<1	ND<1	ND<1	ND<1
25-Jan-11	7.1	ND<1	ND<1	ND<1	ND<1	ND<1	ND<1	ND<1	ND<1	ND<1
17-Feb-11	18	ND<1	ND<1	ND<1	ND<1	ND<1	ND<1	ND<1	ND<1	ND<1
10-Mar-11	39	ND<1	2.9	ND<1	ND<1	ND<1	ND<1	ND<1	ND<1	ND<1
26-Apr-11	8.7	ND<1	ND<1	ND<1	ND<1	ND<1	ND<1	ND<1	ND<1	ND<1
11-May-11	7.1	1.0	9.9	ND<1	ND<1	ND<1	ND<1	ND<1	ND<1	ND<1
6-Jun-11	26	0.8 J	1.0	ND<1	ND<1	ND<1	ND<1	ND<1	ND<1	ND<1
12-Jul-11	6.8	ND<1	ND<1	ND<1	ND<1	ND<1	ND<1	ND<1	ND<1	ND<1
18-Aug-11	7.5	1.4	7.8	ND<1	ND<1	ND<1	ND<1	ND<1	ND<1	ND<1
15-Sep-11	24	1.4 J	1.4 J	ND<5	ND<5	ND<5	ND<5	ND<5	4.0 J,B	3.9 J,B
11-Oct-11	32	2.5 J	6.7	ND<5	ND<5	ND<5	ND<5	ND<5	4.0 J,B	--

ARARs - Applicable Relevant and Appropriate Requirements for aquifer restoration established for the Site.

1. NYSDEC ambient water quality standards for these compounds are presented because site-specific ARARs for these compounds were not established.
2. During the May 2010 sampling event 2-Butanone (33 ug/l), bromodichloromethane (7.7 ug/l), carbon tetrachloride (1.4 ug/l) and chloroform (890 ug/l) were also detected in the groundwater sample from FRW-2. With the exception of 2-Butanone these detections are believed to have been caused by residual

PCE: Tetrachloroethylene
TCE: Trichloroethene
12DCE: cis-1,2-Dichloroethene
TCA: 1,1,1-Trichloroethane

VC: Vinyl chloride
EB: Ethylbenzene
MC: Methylene chloride

Comments:

As of September 1, 2011 the water samples are analyzed by York Analytical Laboratories, Inc. The laboratory typically uses a reporting limit (RL) for water of 5 ug/l for VOC. York reports detections below 5 ug/l as an estimated value; these values are below the RL but greater than or equal to the method detection limit (MDL). A value reported below the RL but above the MDL is considered an estimated value and flagged with a "J". The calibration curve was adjusted to a reporting limit of 1 ug/l during October.

TABLE 7

**GROUNDWATER REMEDIAL ACTION
ROWE INDUSTRIES SUPERFUND SITE
SAG HARBOR, NEW YORK**

Recovery Well FRW-3 VOC Concentrations, micrograms per liter

FRW-3												
Date	PCE	TCE	12DCE	TCA	IPB	NPB	VC	SBB	Chloroform	CM	MC	Acetone
ARARs	5	5	5	5	5 ^{1/}	5 ^{1/}	1 ^{1/}	5 ^{1/}	7	5	5	NE
27-Jan-10	400	9.2	100	16	4.4	2.8	ND<1	ND<1	ND<1	ND<1	ND<1	ND<1
17-Feb-10	55	2.3	14	ND<1	3.4	2.5	ND<1	ND<1	ND<1	ND<1	ND<1	ND<1
16-Mar-10	190	3.2	19	ND<1	1.5	0.83 J	ND<1	ND<1	ND<1	ND<1	ND<1	ND<1
8-Apr-10	240	ND<1	38	ND<1	ND<1	ND<1	ND<1	ND<1	ND<1	ND<1	ND<1	ND<1
The FRWs were shut down on April 13, 2010												
18-May-10 ^{2/}	180	1.9	9.8	ND<1	ND<1	ND<1	ND<1	ND<1	580	4.4	ND<1	ND<1
17-June-10 ^{3/}	NS	NS	NS	NS	NS	NS	NS	NS	NS	NS	NS	NS
13-Jul-10	10	ND<1	47	1.4	6.7	2.1	ND<1	1.1	21	ND<1	ND<1	ND<1
31-Aug-10	78	13	190	ND<1	ND<1	ND<1	ND<1	ND<1	13	ND<1	ND<1	ND<1
16-Sep-10	110	12	62	1.8	ND<1	ND<1	ND<1	ND<1	4.4	ND<1	ND<1	ND<1
13-Oct-10	9.8	ND<1	22	ND<1	5.8	2.9	ND<1	ND<1	ND<1	ND<1	ND<1	ND<1
11-Nov-10	ND<1	ND<1	11	ND<1	1.2	ND<1	ND<1	ND<1	ND<1	ND<1	ND<1	ND<1
7-Dec-10	1.9	ND<1	4.7	ND<1	1.2	0.53 J	ND<1	ND<1	ND<1	ND<1	ND<1	ND<1
4-Jan-11	13	0.8 J	5.6	ND<1	0.9 J	0.38 J	ND<1	ND<1	ND<1	ND<1	ND<1	ND<1
The FRWs were restarted on January 20, 2011												
20-Jan-11 (10:04 AM)	7.6	ND<1	5.2	ND<1	0.8 J	ND<1	ND<1	ND<1	ND<1	ND<1	ND<1	ND<1
20-Jan-11 (1:34 PM)	ND<1	ND<1	1.8	ND<1	0.8 J	0.4 J	ND<1	ND<1	ND<1	ND<1	ND<1	ND<1
25-Jan-11	ND<1	1.3	2.6	ND<1	0.6 J	0.4 J	ND<1	ND<1	ND<1	ND<1	ND<1	ND<1
17-Feb-11	26	1.4	5.4	ND<1	ND<1	ND<1	ND<1	ND<1	ND<1	ND<1	ND<1	ND<1
10-Mar-11	19	2.6	17	ND<1	0.6 J	ND<1	ND<1	ND<1	ND<1	ND<1	ND<1	ND<1
26-Apr-11	60	2.8	11	ND<1	0.7 J	0.56 J	ND<1	ND<1	ND<1	ND<1	ND<1	ND<1
11-May-11	85	3.5	13	ND<1	0.7 J	0.52 J	ND<1	ND<1	ND<1	ND<1	ND<1	ND<1
6-Jun-11	80	12	47	ND<1	ND<1	ND<1	ND<1	ND<1	ND<1	ND<1	ND<1	ND<1
12-Jul-11	26	ND<1	1.2	ND<1	ND<1	ND<1	ND<1	ND<1	ND<1	ND<1	ND<1	ND<1
18-Aug-11	11	1.8	7.3	ND<1	ND<1	ND<1	ND<1	ND<1	ND<1	ND<1	ND<1	ND<1
15-Sep-11	16	1.5 J	2.4 J	ND<5	3.6 J	3.0 J	ND<5	ND<5	ND<5	ND<5	4.5 J,B	4.4 J,B
11-Oct-11	28	3	15	2.5 J	1.6 J	1.0 J	ND<5	ND<5	ND<5	ND<5	4.6 J,B	--

ARARs - Applicable Relevant and Appropriate Requirements for aquifer restoration established for the Site.

1. NYSDEC ambient water quality standards for these compounds are presented because site-specific ARARs for these
2. During the May 2010 sampling event 2-Butanone (19 ug/l), bromodichloromethane (15 ug/l), carbon tetrachloride (1.0ug/l) and chloroform (580 ug/l) were also detected in the groundwater sample from FRW-2. With the exception of 2-Butanone these detections are believed to have been caused by residual chlorine solution in the below grade pipes from the below grade pipe cleanout.
3. FRW-3 was not sampled during June 2010 because the pump was inoperable. The groundwater will be sampled during July following pump replacement.

PCE: Tetrachloroethylene
TCE: Trichloroethene
12DCE: cis-1,2-Dichloroethene
TCA: 1,1,1-Trichloroethane

IPB: Isopropylbenzene
NPB: n-Propylbenzene
VC: Vinyl chloride
SBB: Sec-butylbenzene

CM: Chloromethane
MC: Methylene chloride

Comments:

As of September 1, 2011 the water samples are analyzed by York Analytical Laboratories, Inc. The laboratory typically uses a reporting limit (RL) for water of 5 ug/l for VOC. York reports detections below 5 ug/l as an estimated value; these values are below the RL but greater than or equal to the method detection limit (MDL). A value reported below the RL but above the MDL is considered an estimated value and flagged with a "J". The calibration curve was adjusted to a reporting limit of 1 ug/l during October.

TABLE 8

**GROUNDWATER REMEDIAL ACTION
ROWE INDUSTRIES SUPERFUND SITE
SAG HARBOR, NEW YORK**

Recovery Well FRW-4 VOC Concentrations, micrograms per liter

FRW-4							
Date	PCE	TCE	12DCE	TCA	VC	MC	Acetone
ARARs	5	5	5	5	1 ^{''}	5	NE
27-Jan-10	24	ND<1	1.7	ND<1	ND<1	ND<1	ND<1
17-Feb-10	43	0.81 J	4.4	ND<1	ND<1	ND<1	ND<1
16-Mar-10	5.3	ND<1	ND<1	ND<1	ND<1	ND<1	ND<1
8-Apr-10	ND<1	ND<1	ND<1	ND<1	ND<1	ND<1	ND<1
The FRWs were shut down on April 13, 2010							
18-May-10	1.7	ND<1	ND<1	ND<1	ND<1	ND<1	ND<1
15-Jun-10	0.81 J	ND<1	ND<1	ND<1	ND<1	ND<1	ND<1
13-Jul-10	1.9	ND<1	ND<1	ND<1	ND<1	ND<1	ND<1
31-Aug-10	ND<1	ND<1	ND<1	ND<1	ND<1	ND<1	ND<1
16-Sep-10	ND<1	4.5	0.52 J	ND<1	ND<1	ND<1	ND<1
13-Oct-10	ND<1	ND<1	ND<1	ND<1	ND<1	ND<1	ND<1
11-Nov-10	ND<1	ND<1	ND<1	ND<1	ND<1	ND<1	ND<1
7-Dec-10	0.58 J	ND<1	ND<1	ND<1	ND<1	ND<1	ND<1
4-Jan-11	ND<1	ND<1	ND<1	ND<1	ND<1	ND<1	ND<1
The FRWs were restarted on January 20, 2011							
20-Jan-11 (10:06 AM)	ND<1	ND<1	ND<1	ND<1	ND<1	ND<1	ND<1
20-Jan-11 (1:36 PM)	1.7	ND<1	ND<1	ND<1	ND<1	ND<1	ND<1
25-Jan-11	1.3	ND<1	ND<1	ND<1	ND<1	ND<1	ND<1
17-Feb-11	2.3	ND<1	ND<1	ND<1	ND<1	ND<1	ND<1
10-Mar-11	4.5	ND<1	ND<1	ND<1	ND<1	ND<1	ND<1
26-Apr-11	1.7	ND<1	ND<1	ND<1	ND<1	ND<1	ND<1
11-May-11	3.4	ND<1	ND<1	ND<1	ND<1	ND<1	ND<1
6-Jun-11	2.8	ND<1	0.7 J	ND<1	ND<1	ND<1	ND<1
12-Jul-11	2.2	ND<1	ND<1	ND<1	ND<1	ND<1	ND<1
18-Aug-11	2.8	ND<1	1.0	ND<1	ND<1	ND<1	ND<1
15-Sep-11	22	0.99 J	3.1 J	ND<5	ND<5	4.8 J,B	4.5 J,B
11-Oct-11	13	2.0 J	1.6 J	ND<5	ND<5	4.3 J,B	--

ARARs - Applicable Relevant and Appropriate Requirements for aquifer restoration established for the Site.

1. NYSDEC ambient water quality standards for these compounds are presented because site-specific ARARs for these compounds were not established.

PCE: Tetrachloroethylene VC: Vinyl Chloride
TCE: Trichloroethene MC: Methylene chloride
12DCE: cis-1,2-Dichloroethene
TCA: 1,1,1-Trichloroethane

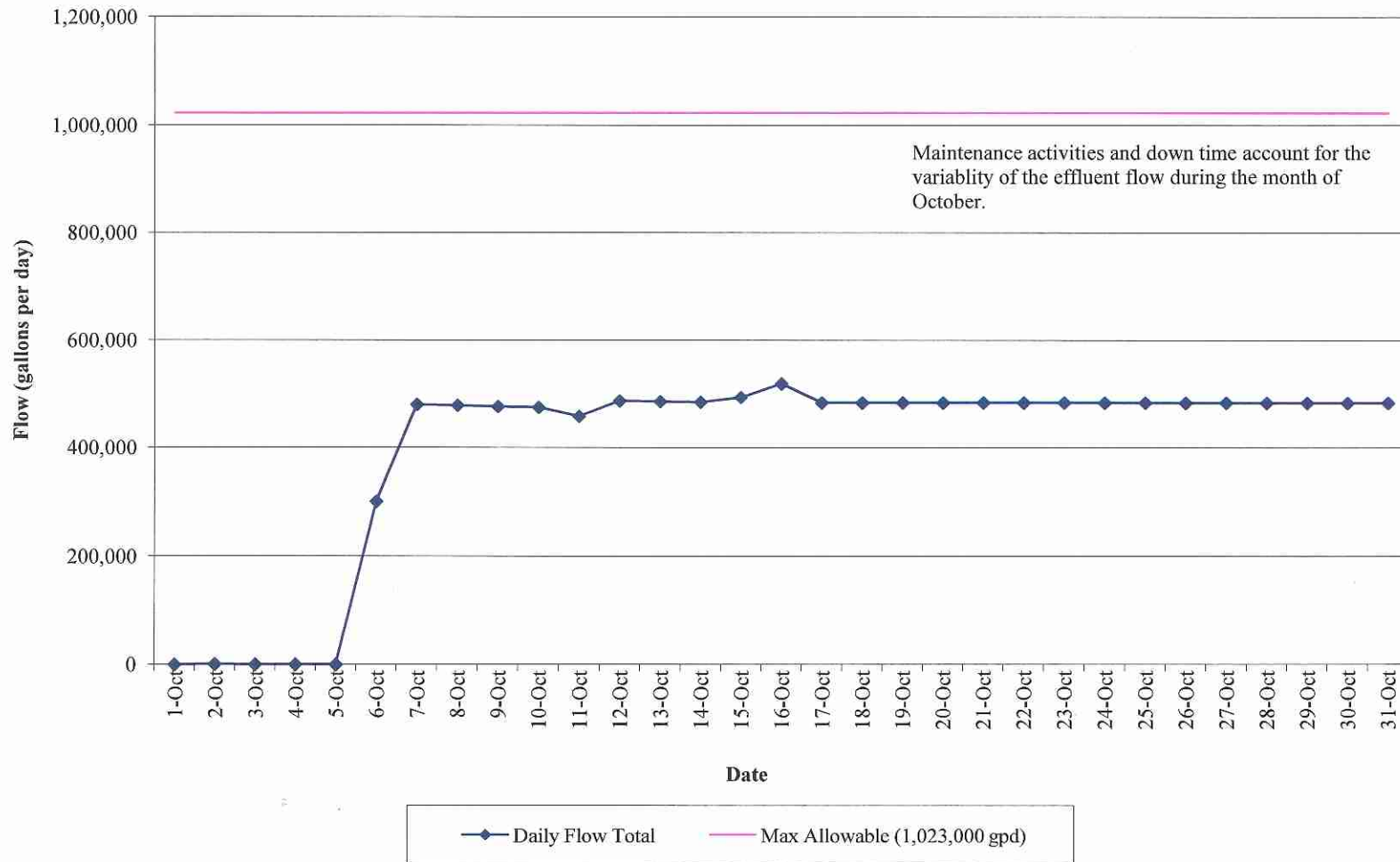
Comments:

As of September 1, 2011 the water samples are analyzed by York Analytical Laboratories, Inc. The laboratory typically uses a reporting limit (RL) for water of 5 ug/l for VOC. York reports detections below 5 ug/l as an estimated value; these values are below the RL but greater than or equal to the method detection limit (MDL). A value reported below the RL but above the MDL is considered an estimated value and flagged with a "J". The calibration curve was adjusted to a reporting limit of 1 ug/l during October.

GRAPHS

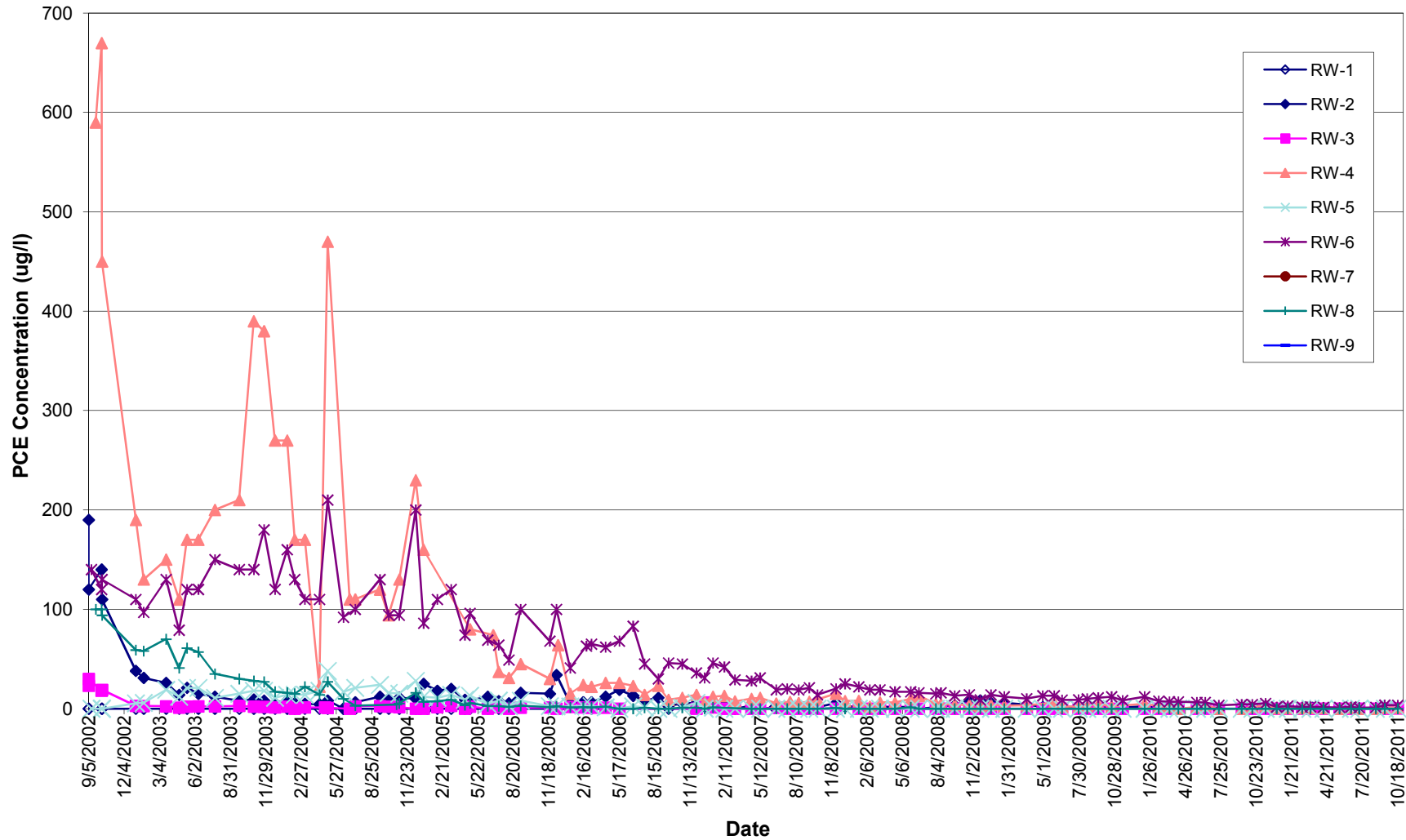
**GAPH 1
GROUNDWATER REMEDIAL ACTION
ROWE INDUSTRIES SUPERFUND SITE
SAG HARBOR, NEW YORK**

**Effluent Flow Data
(October 1, 2011 to October 31, 2011)**



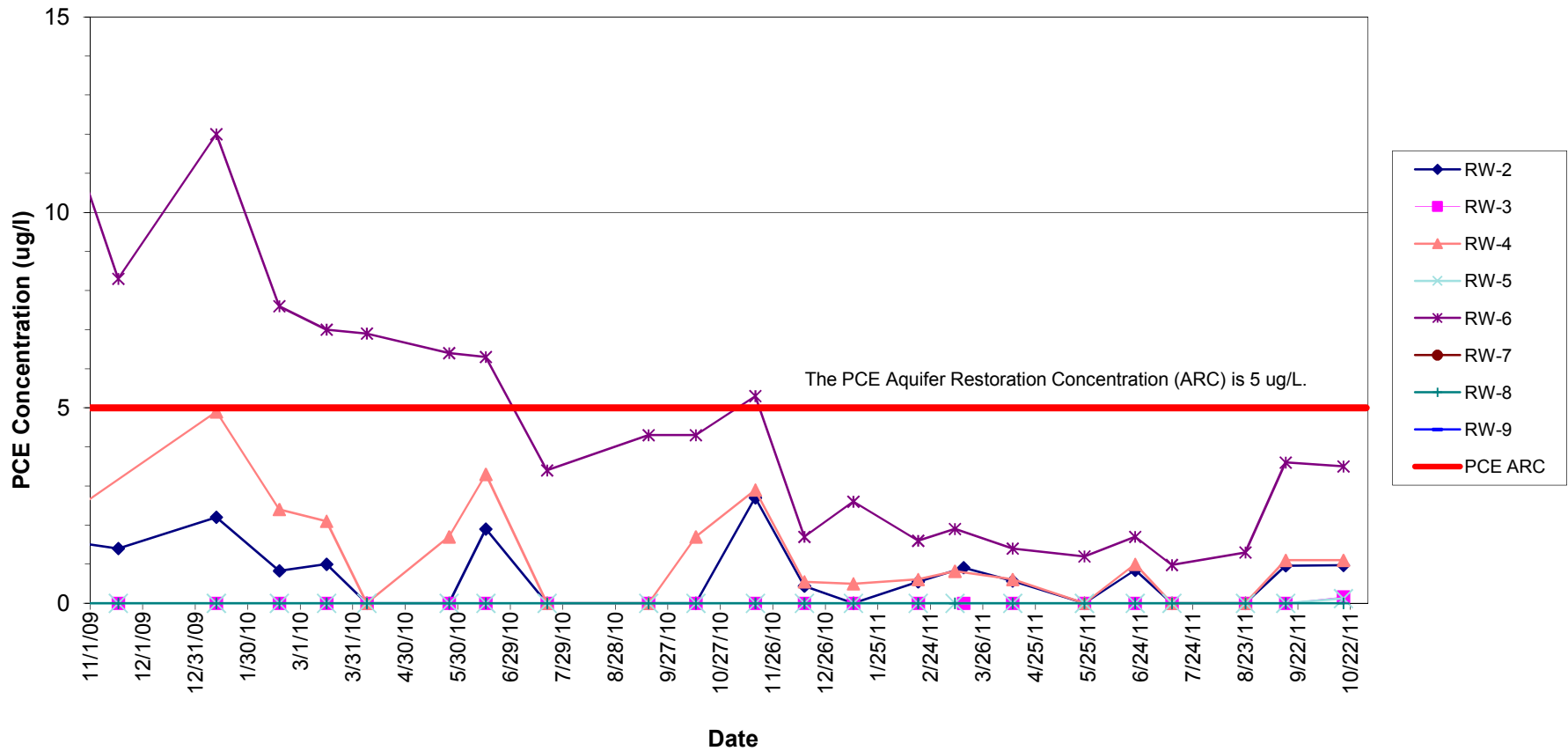
GRAPH 2
GROUNDWATER REMEDIAL ACTION
ROWE INDUSTRIES SUPERFUND SITE
SAG HARBOR, NEW YORK

FSP&T Recovery Well PCE Concentration in Micrograms per Liter



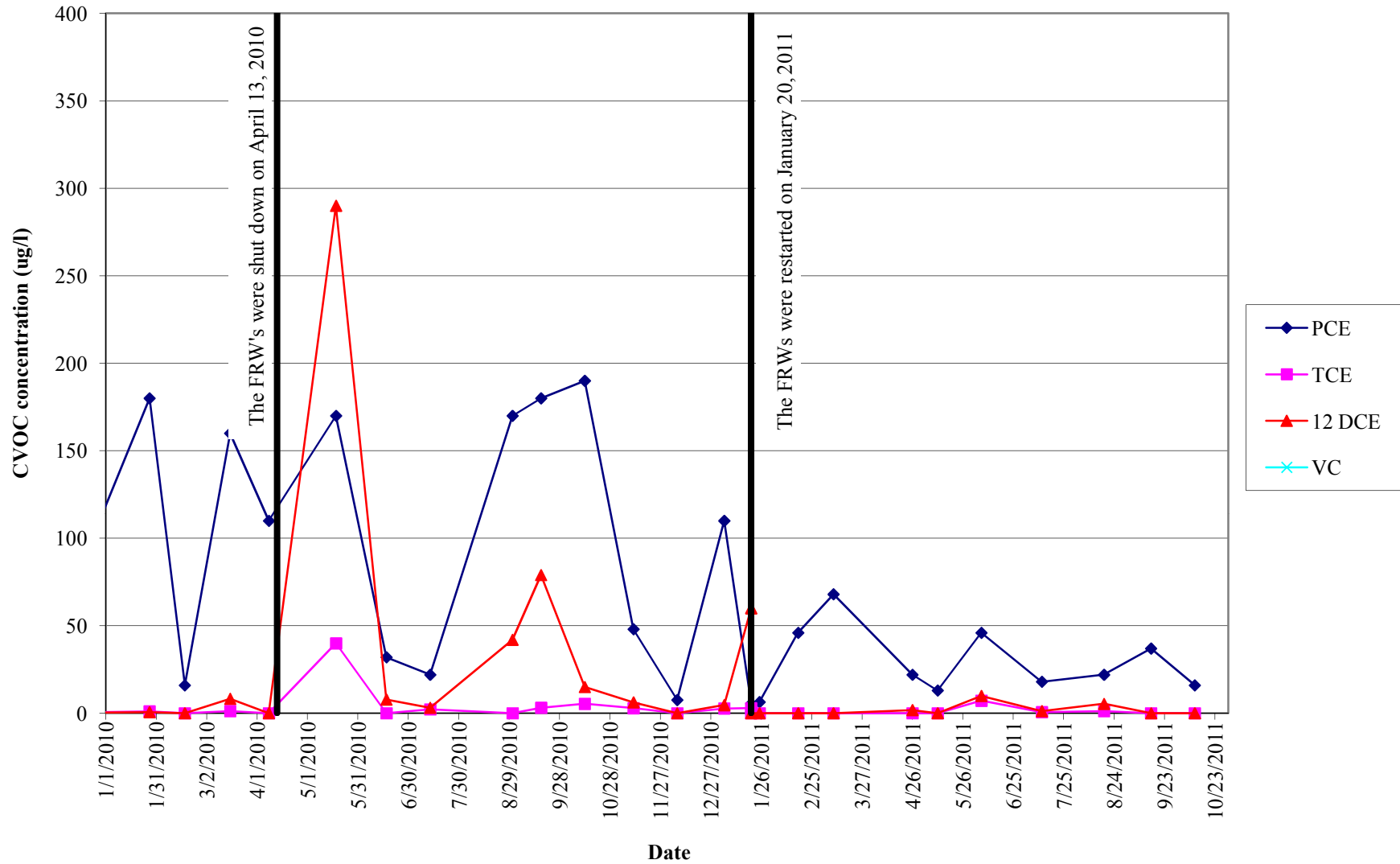
GRAPH 3
GROUNDWATER REMEDIAL ACTION
ROWE INDUSTRIES SUPERFUND SITE
SAG HARBOR, NEW YORK

FSP&T Recovery Well PCE Concentration



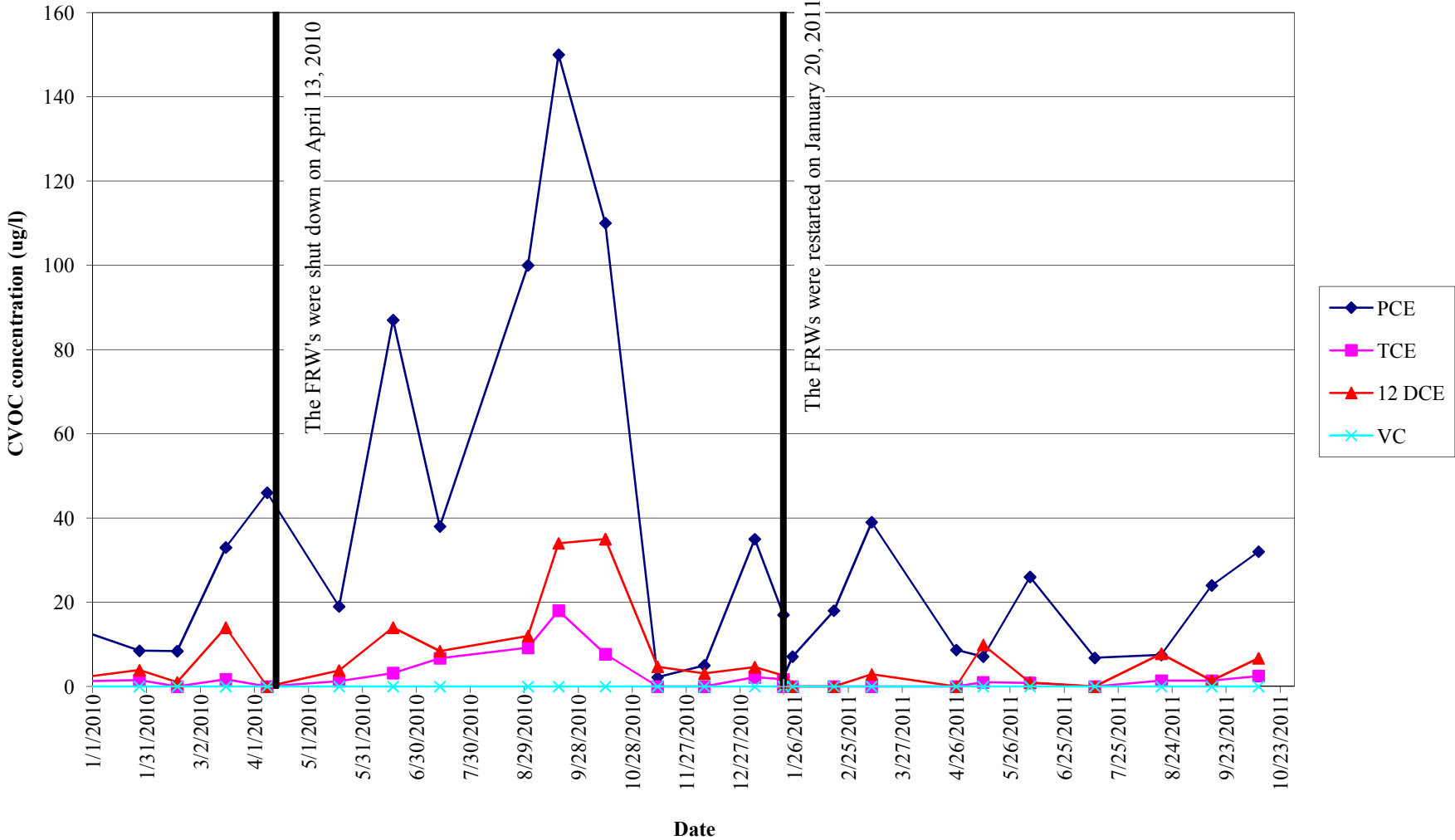
**GRAPH 4
GROUNDWATER REMEDIAL ACTION
ROWE INDUSTRIES SUPERFUND SITE
SAG HARBOR, NEW YORK**

FP&T Recovery Well VOC Concentrations for FRW-1



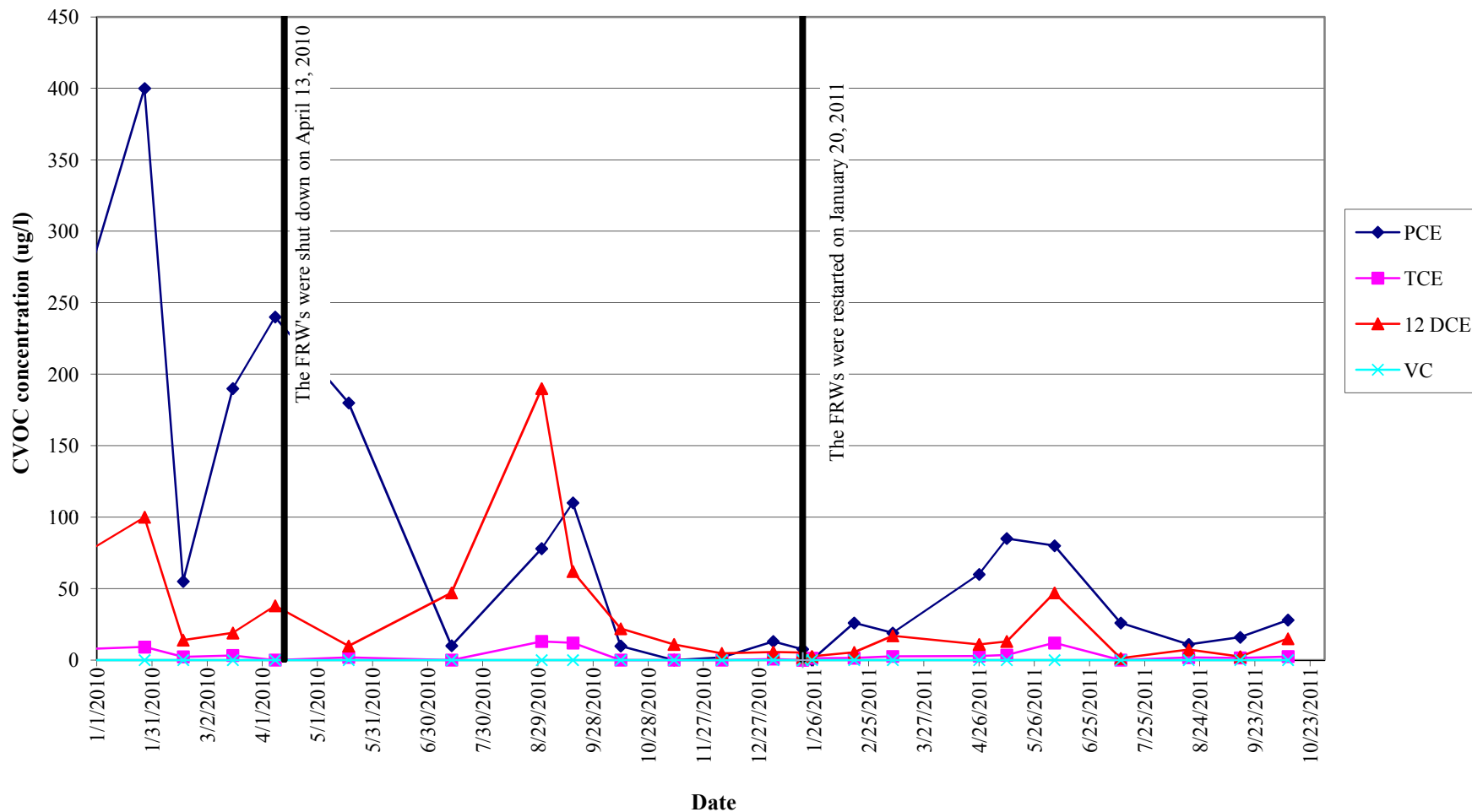
**GRAPH 5
GROUNDWATER REMEDIAL ACTION
ROWE INDUSTRIES SUPERFUND SITE
SAG HARBOR, NEW YORK**

FP&T Recovery Well VOC Concentrations for FRW-2



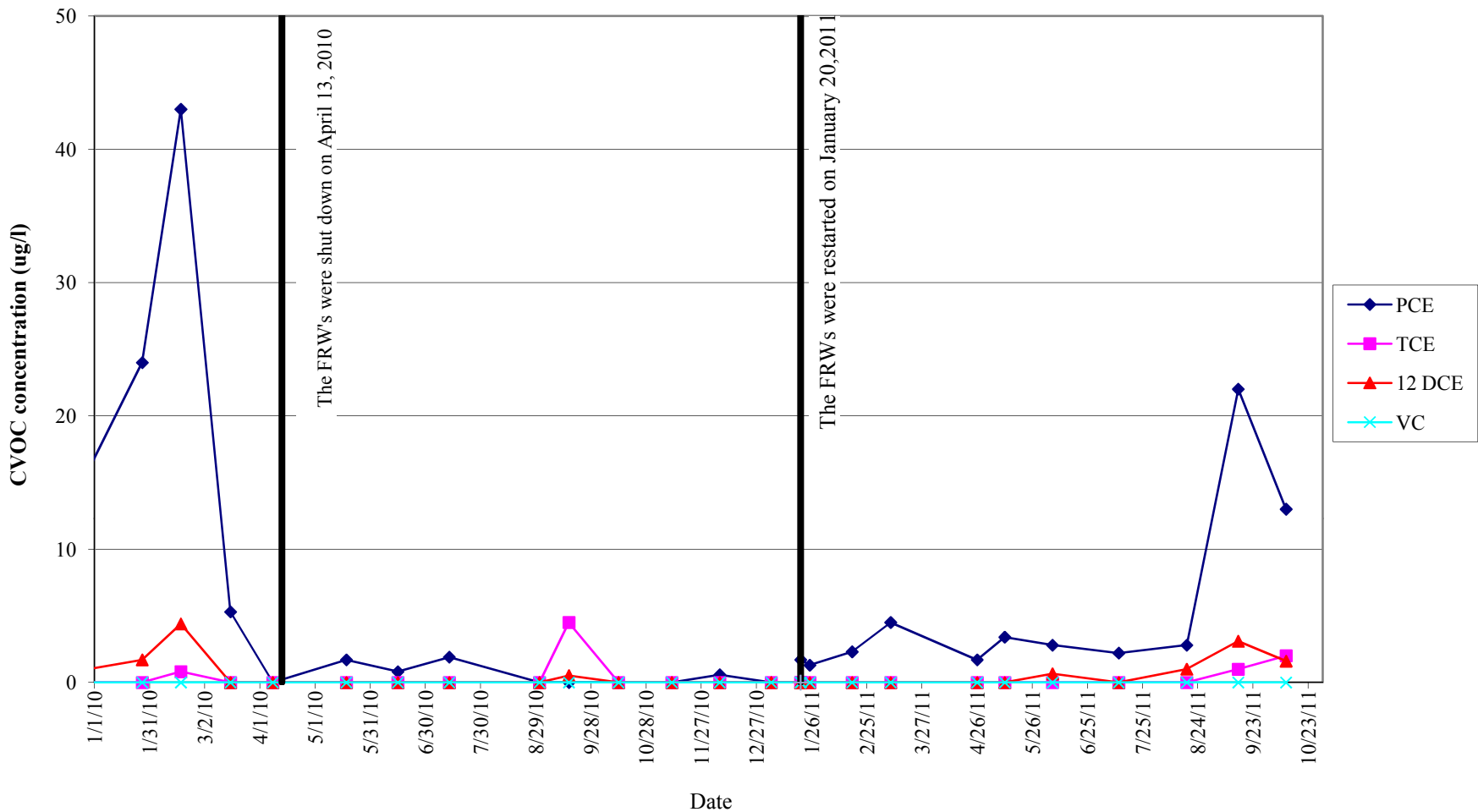
**GRAPH 6
GROUNDWATER REMEDIAL ACTION
ROWE INDUSTRIES SUPERFUND SITE
SAG HARBOR, NEW YORK**

FP&T Recovery Well VOC Concentrations for FRW-3



**GRAPH 7
GROUNDWATER REMEDIAL ACTION
ROWE INDUSTRIES SUPERFUND SITE
SAG HARBOR, NEW YORK**

FP&T Recovery Well VOC Concentrations for FRW-4



APPENDIX I
OCTOBER 2011 LABORATORY ANALYTICAL REPORTS
FOR FSP&T SYSTEM

YORK

ANALYTICAL LABORATORIES, INC.

Technical Report

prepared for:

Leggette Brashears & Graham Shelton Office

4 Research Drive, Suite 301

Shelton CT, 06484

Attention: Tunde Sandor

Report Date: 10/17/2011

Client Project ID: Rowe Industries

York Project (SDG) No.: 11J0321

CT License No. PH-0723

New Jersey License No. CT-005



New York License No. 10854

PA License No. 68-04440

Report Date: 10/17/2011
Client Project ID: Rowe Industries
York Project (SDG) No.: 11J0321

Leggette Brashears & Graham Shelton Office
4 Research Drive, Suite 301
Shelton CT, 06484
Attention: Tunde Sandor

Purpose and Results

This report contains the analytical data for the sample(s) identified on the attached chain-of-custody received in our laboratory on October 11, 2011 and listed below. The project was identified as your project: **Rowe Industries**.

The analyses were conducted utilizing appropriate EPA, Standard Methods, and ASTM methods as detailed in the data summary tables.

All samples were received in proper condition meeting the customary acceptance requirements for environmental samples except those indicated under the Notes section of this report.

All analyses met the method and laboratory standard operating procedure requirements except as indicated by any data flags, the meaning of which are explained in the attachment to this report, and case narrative if applicable.

The results of the analyses, which are all reported on dry weight basis (soils) unless otherwise noted, are detailed in the following pages.

Please contact Client Services at 203.325.1371 with any questions regarding this report.

<u>York Sample ID</u>	<u>Client Sample ID</u>	<u>Matrix</u>	<u>Date Collected</u>	<u>Date Received</u>
11J0321-01	WQ10611:1130NP2-6	Water	10/06/2011	10/11/2011
11J0321-02	WQ10611:1135NP2-7	Water	10/06/2011	10/11/2011
11J0322-01	WQ100611:1140NP2-10	Water	10/06/2011	10/11/2011

General Notes for York Project (SDG) No.: 11J0321

1. The RLs and MDLs (Reporting Limit and Method Detection Limit respectively) reported are adjusted for any dilution necessary due to the levels of target and/or non-target analytes and matrix interference. The RL(REPORTING LIMIT) is based upon the lowest standard utilized for the calibration where applicable.
2. Samples are retained for a period of thirty days after submittal of report, unless other arrangements are made.
3. York's liability for the above data is limited to the dollar value paid to York for the referenced project.
4. This report shall not be reproduced without the written approval of York Analytical Laboratories, Inc.
5. All samples were received in proper condition for analysis with proper documentation, unless otherwise noted.
6. All analyses conducted met method or Laboratory SOP requirements. See the Qualifiers and/or Narrative sections for further information.
7. It is noted that no analyses reported herein were subcontracted to another laboratory, unless noted in the report.
8. This report reflects results that relate only to the samples submitted on the attached chain-of-custody form(s) received by York.

Approved By:



Date: 10/17/2011

Robert Q. Bradley
Executive Vice President / Laboratory Director

YORK

Sample Information

Client Sample ID: WQ10611:1130NP2-6

York Sample ID: 11J0321-01

<u>York Project (SDG) No.</u> 11J0321	<u>Client Project ID</u> Rowe Industries	<u>Matrix</u> Water	<u>Collection Date/Time</u> October 6, 2011 11:30 am	<u>Date Received</u> 10/11/2011
--	---	------------------------	---	------------------------------------

Volatiles Organics, 8260 List

Log-in Notes:

Sample Notes:

Sample Prepared by Method: EPA 5030B

CAS No.	Parameter	Result	Flag	Units	MDL	RL	Dilution	Reference Method	Date/Time Prepared	Date/Time Analyzed	Analyst
630-20-6	1,1,1,2-Tetrachloroethane	ND		ug/L	0.54	5.0	1	EPA SW846-8260B	10/12/2011 17:52	10/12/2011 17:52	SS
71-55-6	1,1,1-Trichloroethane	ND		ug/L	0.95	5.0	1	EPA SW846-8260B	10/12/2011 17:52	10/12/2011 17:52	SS
79-34-5	1,1,2,2-Tetrachloroethane	ND		ug/L	0.57	5.0	1	EPA SW846-8260B	10/12/2011 17:52	10/12/2011 17:52	SS
76-13-1	1,1,2-Trichloro-1,2,2-trifluoroethane (Freon 113)	ND		ug/L	0.60	5.0	1	EPA SW846-8260B	10/12/2011 17:52	10/12/2011 17:52	SS
79-00-5	1,1,2-Trichloroethane	ND		ug/L	0.61	5.0	1	EPA SW846-8260B	10/12/2011 17:52	10/12/2011 17:52	SS
75-34-3	1,1-Dichloroethane	ND		ug/L	0.69	5.0	1	EPA SW846-8260B	10/12/2011 17:52	10/12/2011 17:52	SS
75-35-4	1,1-Dichloroethylene	ND		ug/L	1.3	5.0	1	EPA SW846-8260B	10/12/2011 17:52	10/12/2011 17:52	SS
563-58-6	1,1-Dichloropropylene	ND		ug/L	0.43	5.0	1	EPA SW846-8260B	10/12/2011 17:52	10/12/2011 17:52	SS
87-61-6	1,2,3-Trichlorobenzene	ND		ug/L	0.37	10	1	EPA SW846-8260B	10/12/2011 17:52	10/12/2011 17:52	SS
96-18-4	1,2,3-Trichloropropane	ND		ug/L	1.1	5.0	1	EPA SW846-8260B	10/12/2011 17:52	10/12/2011 17:52	SS
120-82-1	1,2,4-Trichlorobenzene	ND		ug/L	0.48	10	1	EPA SW846-8260B	10/12/2011 17:52	10/12/2011 17:52	SS
95-63-6	1,2,4-Trimethylbenzene	ND		ug/L	0.53	5.0	1	EPA SW846-8260B	10/12/2011 17:52	10/12/2011 17:52	SS
96-12-8	1,2-Dibromo-3-chloropropane	ND		ug/L	1.3	10	1	EPA SW846-8260B	10/12/2011 17:52	10/12/2011 17:52	SS
106-93-4	1,2-Dibromoethane	ND		ug/L	0.68	5.0	1	EPA SW846-8260B	10/12/2011 17:52	10/12/2011 17:52	SS
95-50-1	1,2-Dichlorobenzene	ND		ug/L	0.59	5.0	1	EPA SW846-8260B	10/12/2011 17:52	10/12/2011 17:52	SS
107-06-2	1,2-Dichloroethane	ND		ug/L	0.65	5.0	1	EPA SW846-8260B	10/12/2011 17:52	10/12/2011 17:52	SS
78-87-5	1,2-Dichloropropane	ND		ug/L	0.22	5.0	1	EPA SW846-8260B	10/12/2011 17:52	10/12/2011 17:52	SS
108-67-8	1,3,5-Trimethylbenzene	ND		ug/L	0.37	5.0	1	EPA SW846-8260B	10/12/2011 17:52	10/12/2011 17:52	SS
541-73-1	1,3-Dichlorobenzene	ND		ug/L	0.47	5.0	1	EPA SW846-8260B	10/12/2011 17:52	10/12/2011 17:52	SS
142-28-9	1,3-Dichloropropane	ND		ug/L	0.69	5.0	1	EPA SW846-8260B	10/12/2011 17:52	10/12/2011 17:52	SS
106-46-7	1,4-Dichlorobenzene	ND		ug/L	0.68	5.0	1	EPA SW846-8260B	10/12/2011 17:52	10/12/2011 17:52	SS
594-20-7	2,2-Dichloropropane	ND		ug/L	0.96	5.0	1	EPA SW846-8260B	10/12/2011 17:52	10/12/2011 17:52	SS
78-93-3	2-Butanone	ND		ug/L	2.6	10	1	EPA SW846-8260B	10/12/2011 17:52	10/12/2011 17:52	SS
95-49-8	2-Chlorotoluene	ND		ug/L	0.49	5.0	1	EPA SW846-8260B	10/12/2011 17:52	10/12/2011 17:52	SS
591-78-6	2-Hexanone	ND		ug/L	0.87	5.0	1	EPA SW846-8260B	10/12/2011 17:52	10/12/2011 17:52	SS
106-43-4	4-Chlorotoluene	ND		ug/L	0.49	5.0	1	EPA SW846-8260B	10/12/2011 17:52	10/12/2011 17:52	SS
67-64-1	Acetone	3.8	J, B	ug/L	3.1	10	1	EPA SW846-8260B	10/12/2011 17:52	10/12/2011 17:52	SS
71-43-2	Benzene	ND		ug/L	0.48	5.0	1	EPA SW846-8260B	10/12/2011 17:52	10/12/2011 17:52	SS
108-86-1	Bromobenzene	ND		ug/L	0.61	5.0	1	EPA SW846-8260B	10/12/2011 17:52	10/12/2011 17:52	SS
74-97-5	Bromochloromethane	ND		ug/L	1.3	5.0	1	EPA SW846-8260B	10/12/2011 17:52	10/12/2011 17:52	SS
75-27-4	Bromodichloromethane	ND		ug/L	0.62	5.0	1	EPA SW846-8260B	10/12/2011 17:52	10/12/2011 17:52	SS
75-25-2	Bromoform	ND		ug/L	0.58	5.0	1	EPA SW846-8260B	10/12/2011 17:52	10/12/2011 17:52	SS
74-83-9	Bromomethane	ND		ug/L	1.2	5.0	1	EPA SW846-8260B	10/12/2011 17:52	10/12/2011 17:52	SS
56-23-5	Carbon tetrachloride	ND		ug/L	1.0	5.0	1	EPA SW846-8260B	10/12/2011 17:52	10/12/2011 17:52	SS

Sample Information

Client Sample ID: WQ10611:1130NP2-6

York Sample ID: 11J0321-01

York Project (SDG) No.
11J0321

Client Project ID
Rowe Industries

Matrix
Water

Collection Date/Time
October 6, 2011 11:30 am

Date Received
10/11/2011

Volatile Organics, 8260 List

Log-in Notes:

Sample Notes:

Sample Prepared by Method: EPA 5030B

CAS No.	Parameter	Result	Flag	Units	MDL	RL	Dilution	Reference Method	Date/Time Prepared	Date/Time Analyzed	Analyst
108-90-7	Chlorobenzene	ND		ug/L	0.35	5.0	1	EPA SW846-8260B	10/12/2011 17:52	10/12/2011 17:52	SS
75-00-3	Chloroethane	ND		ug/L	0.76	5.0	1	EPA SW846-8260B	10/12/2011 17:52	10/12/2011 17:52	SS
67-66-3	Chloroform	ND		ug/L	0.36	5.0	1	EPA SW846-8260B	10/12/2011 17:52	10/12/2011 17:52	SS
74-87-3	Chloromethane	ND		ug/L	0.89	5.0	1	EPA SW846-8260B	10/12/2011 17:52	10/12/2011 17:52	SS
156-59-2	cis-1,2-Dichloroethylene	ND		ug/L	0.96	5.0	1	EPA SW846-8260B	10/12/2011 17:52	10/12/2011 17:52	SS
10061-01-5	cis-1,3-Dichloropropylene	ND		ug/L	0.35	5.0	1	EPA SW846-8260B	10/12/2011 17:52	10/12/2011 17:52	SS
124-48-1	Dibromochloromethane	ND		ug/L	0.67	5.0	1	EPA SW846-8260B	10/12/2011 17:52	10/12/2011 17:52	SS
74-95-3	Dibromomethane	ND		ug/L	1.3	5.0	1	EPA SW846-8260B	10/12/2011 17:52	10/12/2011 17:52	SS
75-71-8	Dichlorodifluoromethane	ND		ug/L	0.83	5.0	1	EPA SW846-8260B	10/12/2011 17:52	10/12/2011 17:52	SS
100-41-4	Ethyl Benzene	ND		ug/L	0.35	5.0	1	EPA SW846-8260B	10/12/2011 17:52	10/12/2011 17:52	SS
87-68-3	Hexachlorobutadiene	ND		ug/L	0.43	5.0	1	EPA SW846-8260B	10/12/2011 17:52	10/12/2011 17:52	SS
98-82-8	Isopropylbenzene	ND		ug/L	0.39	5.0	1	EPA SW846-8260B	10/12/2011 17:52	10/12/2011 17:52	SS
1634-04-4	Methyl tert-butyl ether (MTBE)	ND		ug/L	0.38	5.0	1	EPA SW846-8260B	10/12/2011 17:52	10/12/2011 17:52	SS
75-09-2	Methylene chloride	4.9	J, B	ug/L	1.1	10	1	EPA SW846-8260B	10/12/2011 17:52	10/12/2011 17:52	SS
91-20-3	Naphthalene	ND		ug/L	0.50	10	1	EPA SW846-8260B	10/12/2011 17:52	10/12/2011 17:52	SS
104-51-8	n-Butylbenzene	ND		ug/L	0.32	5.0	1	EPA SW846-8260B	10/12/2011 17:52	10/12/2011 17:52	SS
103-65-1	n-Propylbenzene	ND		ug/L	0.58	5.0	1	EPA SW846-8260B	10/12/2011 17:52	10/12/2011 17:52	SS
95-47-6	o-Xylene	ND		ug/L	0.50	5.0	1	EPA SW846-8260B	10/12/2011 17:52	10/12/2011 17:52	SS
1330-20-7P/M	p- & m- Xylenes	ND		ug/L	0.55	10	1	EPA SW846-8260B	10/12/2011 17:52	10/12/2011 17:52	SS
99-87-6	p-Isopropyltoluene	ND		ug/L	0.25	5.0	1	EPA SW846-8260B	10/12/2011 17:52	10/12/2011 17:52	SS
135-98-8	sec-Butylbenzene	ND		ug/L	0.52	5.0	1	EPA SW846-8260B	10/12/2011 17:52	10/12/2011 17:52	SS
100-42-5	Styrene	ND		ug/L	0.43	5.0	1	EPA SW846-8260B	10/12/2011 17:52	10/12/2011 17:52	SS
98-06-6	tert-Butylbenzene	ND		ug/L	0.46	5.0	1	EPA SW846-8260B	10/12/2011 17:52	10/12/2011 17:52	SS
127-18-4	Tetrachloroethylene	ND		ug/L	0.52	5.0	1	EPA SW846-8260B	10/12/2011 17:52	10/12/2011 17:52	SS
108-88-3	Toluene	ND		ug/L	0.23	5.0	1	EPA SW846-8260B	10/12/2011 17:52	10/12/2011 17:52	SS
156-60-5	trans-1,2-Dichloroethylene	ND		ug/L	0.65	5.0	1	EPA SW846-8260B	10/12/2011 17:52	10/12/2011 17:52	SS
10061-02-6	trans-1,3-Dichloropropylene	ND		ug/L	0.68	5.0	1	EPA SW846-8260B	10/12/2011 17:52	10/12/2011 17:52	SS
79-01-6	Trichloroethylene	ND		ug/L	0.57	5.0	1	EPA SW846-8260B	10/12/2011 17:52	10/12/2011 17:52	SS
75-69-4	Trichlorofluoromethane	ND		ug/L	0.91	5.0	1	EPA SW846-8260B	10/12/2011 17:52	10/12/2011 17:52	SS
75-01-4	Vinyl Chloride	ND		ug/L	0.97	5.0	1	EPA SW846-8260B	10/12/2011 17:52	10/12/2011 17:52	SS
1330-20-7	Xylenes, Total	ND		ug/L	1.0	15	1	EPA SW846-8260B	10/12/2011 17:52	10/12/2011 17:52	SS

Sample Information

Client Sample ID: WQ10611:1130NP2-6

York Sample ID: 11J0321-01

York Project (SDG) No.
11J0321

Client Project ID
Rowe Industries

Matrix
Water

Collection Date/Time
October 6, 2011 11:30 am

Date Received
10/11/2011

Iron, Dissolved by EPA 6010

Log-in Notes:

Sample Notes:

Sample Prepared by Method: EPA SW 846-3010A

CAS No.	Parameter	Result	Flag	Units	MDL	RL	Dilution	Reference Method	Date/Time Prepared	Date/Time Analyzed	Analyst
7439-89-6	Iron	ND		mg/L	0.00550	0.0100	1	EPA SW846-6010B	10/12/2011 15:24	10/12/2011 17:48	MW

Iron by EPA 200.7

Log-in Notes:

Sample Notes:

Sample Prepared by Method: EPA SW 846-3010A

CAS No.	Parameter	Result	Flag	Units	MDL	RL	Dilution	Reference Method	Date/Time Prepared	Date/Time Analyzed	Analyst
7439-89-6	Iron	3.65		mg/L	0.00550	0.0100	1	EPA 200.7	10/12/2011 15:24	10/12/2011 18:06	MW

Sample Information

Client Sample ID: WQ10611:1135NP2-7

York Sample ID: 11J0321-02

York Project (SDG) No.
11J0321

Client Project ID
Rowe Industries

Matrix
Water

Collection Date/Time
October 6, 2011 11:35 am

Date Received
10/11/2011

Volatile Organics, 8260 List

Log-in Notes:

Sample Notes:

Sample Prepared by Method: EPA 5030B

CAS No.	Parameter	Result	Flag	Units	MDL	RL	Dilution	Reference Method	Date/Time Prepared	Date/Time Analyzed	Analyst
630-20-6	1,1,1,2-Tetrachloroethane	ND		ug/L	0.54	5.0	1	EPA SW846-8260B	10/12/2011 18:27	10/12/2011 18:27	SS
71-55-6	1,1,1-Trichloroethane	ND		ug/L	0.95	5.0	1	EPA SW846-8260B	10/12/2011 18:27	10/12/2011 18:27	SS
79-34-5	1,1,2,2-Tetrachloroethane	ND		ug/L	0.57	5.0	1	EPA SW846-8260B	10/12/2011 18:27	10/12/2011 18:27	SS
76-13-1	1,1,2-Trichloro-1,2,2-trifluoroethane (Freon 113)	ND		ug/L	0.60	5.0	1	EPA SW846-8260B	10/12/2011 18:27	10/12/2011 18:27	SS
79-00-5	1,1,2-Trichloroethane	ND		ug/L	0.61	5.0	1	EPA SW846-8260B	10/12/2011 18:27	10/12/2011 18:27	SS
75-34-3	1,1-Dichloroethane	ND		ug/L	0.69	5.0	1	EPA SW846-8260B	10/12/2011 18:27	10/12/2011 18:27	SS
75-35-4	1,1-Dichloroethylene	ND		ug/L	1.3	5.0	1	EPA SW846-8260B	10/12/2011 18:27	10/12/2011 18:27	SS
563-58-6	1,1-Dichloropropylene	ND		ug/L	0.43	5.0	1	EPA SW846-8260B	10/12/2011 18:27	10/12/2011 18:27	SS
87-61-6	1,2,3-Trichlorobenzene	ND		ug/L	0.37	10	1	EPA SW846-8260B	10/12/2011 18:27	10/12/2011 18:27	SS
96-18-4	1,2,3-Trichloropropane	ND		ug/L	1.1	5.0	1	EPA SW846-8260B	10/12/2011 18:27	10/12/2011 18:27	SS
120-82-1	1,2,4-Trichlorobenzene	ND		ug/L	0.48	10	1	EPA SW846-8260B	10/12/2011 18:27	10/12/2011 18:27	SS
95-63-6	1,2,4-Trimethylbenzene	ND		ug/L	0.53	5.0	1	EPA SW846-8260B	10/12/2011 18:27	10/12/2011 18:27	SS
96-12-8	1,2-Dibromo-3-chloropropane	ND		ug/L	1.3	10	1	EPA SW846-8260B	10/12/2011 18:27	10/12/2011 18:27	SS
106-93-4	1,2-Dibromoethane	ND		ug/L	0.68	5.0	1	EPA SW846-8260B	10/12/2011 18:27	10/12/2011 18:27	SS
95-50-1	1,2-Dichlorobenzene	ND		ug/L	0.59	5.0	1	EPA SW846-8260B	10/12/2011 18:27	10/12/2011 18:27	SS
107-06-2	1,2-Dichloroethane	ND		ug/L	0.65	5.0	1	EPA SW846-8260B	10/12/2011 18:27	10/12/2011 18:27	SS
78-87-5	1,2-Dichloropropane	ND		ug/L	0.22	5.0	1	EPA SW846-8260B	10/12/2011 18:27	10/12/2011 18:27	SS
108-67-8	1,3,5-Trimethylbenzene	ND		ug/L	0.37	5.0	1	EPA SW846-8260B	10/12/2011 18:27	10/12/2011 18:27	SS
541-73-1	1,3-Dichlorobenzene	ND		ug/L	0.47	5.0	1	EPA SW846-8260B	10/12/2011 18:27	10/12/2011 18:27	SS
142-28-9	1,3-Dichloropropane	ND		ug/L	0.69	5.0	1	EPA SW846-8260B	10/12/2011 18:27	10/12/2011 18:27	SS

Sample Information

Client Sample ID: WQ10611:1135NP2-7

York Sample ID: 11J0321-02

York Project (SDG) No.
11J0321

Client Project ID
Rowe Industries

Matrix
Water

Collection Date/Time
October 6, 2011 11:35 am

Date Received
10/11/2011

Volatile Organics, 8260 List

Log-in Notes:

Sample Notes:

Sample Prepared by Method: EPA 5030B

CAS No.	Parameter	Result	Flag	Units	MDL	RL	Dilution	Reference Method	Date/Time Prepared	Date/Time Analyzed	Analyst
106-46-7	1,4-Dichlorobenzene	ND		ug/L	0.68	5.0	1	EPA SW846-8260B	10/12/2011 18:27	10/12/2011 18:27	SS
594-20-7	2,2-Dichloropropane	ND		ug/L	0.96	5.0	1	EPA SW846-8260B	10/12/2011 18:27	10/12/2011 18:27	SS
78-93-3	2-Butanone	ND		ug/L	2.6	10	1	EPA SW846-8260B	10/12/2011 18:27	10/12/2011 18:27	SS
95-49-8	2-Chlorotoluene	ND		ug/L	0.49	5.0	1	EPA SW846-8260B	10/12/2011 18:27	10/12/2011 18:27	SS
591-78-6	2-Hexanone	2.2	J	ug/L	0.87	5.0	1	EPA SW846-8260B	10/12/2011 18:27	10/12/2011 18:27	SS
106-43-4	4-Chlorotoluene	ND		ug/L	0.49	5.0	1	EPA SW846-8260B	10/12/2011 18:27	10/12/2011 18:27	SS
67-64-1	Acetone	5.8	J, B	ug/L	3.1	10	1	EPA SW846-8260B	10/12/2011 18:27	10/12/2011 18:27	SS
71-43-2	Benzene	ND		ug/L	0.48	5.0	1	EPA SW846-8260B	10/12/2011 18:27	10/12/2011 18:27	SS
108-86-1	Bromobenzene	ND		ug/L	0.61	5.0	1	EPA SW846-8260B	10/12/2011 18:27	10/12/2011 18:27	SS
74-97-5	Bromochloromethane	ND		ug/L	1.3	5.0	1	EPA SW846-8260B	10/12/2011 18:27	10/12/2011 18:27	SS
75-27-4	Bromodichloromethane	ND		ug/L	0.62	5.0	1	EPA SW846-8260B	10/12/2011 18:27	10/12/2011 18:27	SS
75-25-2	Bromoform	ND		ug/L	0.58	5.0	1	EPA SW846-8260B	10/12/2011 18:27	10/12/2011 18:27	SS
74-83-9	Bromomethane	ND		ug/L	1.2	5.0	1	EPA SW846-8260B	10/12/2011 18:27	10/12/2011 18:27	SS
56-23-5	Carbon tetrachloride	ND		ug/L	1.0	5.0	1	EPA SW846-8260B	10/12/2011 18:27	10/12/2011 18:27	SS
108-90-7	Chlorobenzene	ND		ug/L	0.35	5.0	1	EPA SW846-8260B	10/12/2011 18:27	10/12/2011 18:27	SS
75-00-3	Chloroethane	ND		ug/L	0.76	5.0	1	EPA SW846-8260B	10/12/2011 18:27	10/12/2011 18:27	SS
67-66-3	Chloroform	ND		ug/L	0.36	5.0	1	EPA SW846-8260B	10/12/2011 18:27	10/12/2011 18:27	SS
74-87-3	Chloromethane	ND		ug/L	0.89	5.0	1	EPA SW846-8260B	10/12/2011 18:27	10/12/2011 18:27	SS
156-59-2	cis-1,2-Dichloroethylene	ND		ug/L	0.96	5.0	1	EPA SW846-8260B	10/12/2011 18:27	10/12/2011 18:27	SS
10061-01-5	cis-1,3-Dichloropropylene	ND		ug/L	0.35	5.0	1	EPA SW846-8260B	10/12/2011 18:27	10/12/2011 18:27	SS
124-48-1	Dibromochloromethane	ND		ug/L	0.67	5.0	1	EPA SW846-8260B	10/12/2011 18:27	10/12/2011 18:27	SS
74-95-3	Dibromomethane	ND		ug/L	1.3	5.0	1	EPA SW846-8260B	10/12/2011 18:27	10/12/2011 18:27	SS
75-71-8	Dichlorodifluoromethane	ND		ug/L	0.83	5.0	1	EPA SW846-8260B	10/12/2011 18:27	10/12/2011 18:27	SS
100-41-4	Ethyl Benzene	ND		ug/L	0.35	5.0	1	EPA SW846-8260B	10/12/2011 18:27	10/12/2011 18:27	SS
87-68-3	Hexachlorobutadiene	ND		ug/L	0.43	5.0	1	EPA SW846-8260B	10/12/2011 18:27	10/12/2011 18:27	SS
98-82-8	Isopropylbenzene	ND		ug/L	0.39	5.0	1	EPA SW846-8260B	10/12/2011 18:27	10/12/2011 18:27	SS
1634-04-4	Methyl tert-butyl ether (MTBE)	ND		ug/L	0.38	5.0	1	EPA SW846-8260B	10/12/2011 18:27	10/12/2011 18:27	SS
75-09-2	Methylene chloride	6.7	J, B	ug/L	1.1	10	1	EPA SW846-8260B	10/12/2011 18:27	10/12/2011 18:27	SS
91-20-3	Naphthalene	ND		ug/L	0.50	10	1	EPA SW846-8260B	10/12/2011 18:27	10/12/2011 18:27	SS
104-51-8	n-Butylbenzene	ND		ug/L	0.32	5.0	1	EPA SW846-8260B	10/12/2011 18:27	10/12/2011 18:27	SS
103-65-1	n-Propylbenzene	ND		ug/L	0.58	5.0	1	EPA SW846-8260B	10/12/2011 18:27	10/12/2011 18:27	SS
95-47-6	o-Xylene	ND		ug/L	0.50	5.0	1	EPA SW846-8260B	10/12/2011 18:27	10/12/2011 18:27	SS
1330-20-7P/M	p- & m- Xylenes	ND		ug/L	0.55	10	1	EPA SW846-8260B	10/12/2011 18:27	10/12/2011 18:27	SS
99-87-6	p-Isopropyltoluene	ND		ug/L	0.25	5.0	1	EPA SW846-8260B	10/12/2011 18:27	10/12/2011 18:27	SS
135-98-8	sec-Butylbenzene	ND		ug/L	0.52	5.0	1	EPA SW846-8260B	10/12/2011 18:27	10/12/2011 18:27	SS

Sample Information

Client Sample ID: WQ10611:1135NP2-7

York Sample ID: 11J0321-02

York Project (SDG) No.
11J0321

Client Project ID
Rowe Industries

Matrix
Water

Collection Date/Time
October 6, 2011 11:35 am

Date Received
10/11/2011

Volatile Organics, 8260 List

Log-in Notes:

Sample Notes:

Sample Prepared by Method: EPA 5030B

CAS No.	Parameter	Result	Flag	Units	MDL	RL	Dilution	Reference Method	Date/Time Prepared	Date/Time Analyzed	Analyst
100-42-5	Styrene	ND		ug/L	0.43	5.0	1	EPA SW846-8260B	10/12/2011 18:27	10/12/2011 18:27	SS
98-06-6	tert-Butylbenzene	ND		ug/L	0.46	5.0	1	EPA SW846-8260B	10/12/2011 18:27	10/12/2011 18:27	SS
127-18-4	Tetrachloroethylene	ND		ug/L	0.52	5.0	1	EPA SW846-8260B	10/12/2011 18:27	10/12/2011 18:27	SS
108-88-3	Toluene	ND		ug/L	0.23	5.0	1	EPA SW846-8260B	10/12/2011 18:27	10/12/2011 18:27	SS
156-60-5	trans-1,2-Dichloroethylene	ND		ug/L	0.65	5.0	1	EPA SW846-8260B	10/12/2011 18:27	10/12/2011 18:27	SS
10061-02-6	trans-1,3-Dichloropropylene	ND		ug/L	0.68	5.0	1	EPA SW846-8260B	10/12/2011 18:27	10/12/2011 18:27	SS
79-01-6	Trichloroethylene	ND		ug/L	0.57	5.0	1	EPA SW846-8260B	10/12/2011 18:27	10/12/2011 18:27	SS
75-69-4	Trichlorofluoromethane	ND		ug/L	0.91	5.0	1	EPA SW846-8260B	10/12/2011 18:27	10/12/2011 18:27	SS
75-01-4	Vinyl Chloride	ND		ug/L	0.97	5.0	1	EPA SW846-8260B	10/12/2011 18:27	10/12/2011 18:27	SS
1330-20-7	Xylenes, Total	ND		ug/L	1.0	15	1	EPA SW846-8260B	10/12/2011 18:27	10/12/2011 18:27	SS

Iron, Dissolved by EPA 6010

Log-in Notes:

Sample Notes:

Sample Prepared by Method: EPA SW 846-3010A

CAS No.	Parameter	Result	Flag	Units	MDL	RL	Dilution	Reference Method	Date/Time Prepared	Date/Time Analyzed	Analyst
7439-89-6	Iron	0.0318		mg/L	0.00550	0.0100	1	EPA SW846-6010B	10/12/2011 15:24	10/12/2011 18:23	MW

Iron by EPA 200.7

Log-in Notes:

Sample Notes:

Sample Prepared by Method: EPA SW 846-3010A

CAS No.	Parameter	Result	Flag	Units	MDL	RL	Dilution	Reference Method	Date/Time Prepared	Date/Time Analyzed	Analyst
7439-89-6	Iron	3.34		mg/L	0.00550	0.0100	1	EPA 200.7	10/12/2011 15:24	10/12/2011 18:28	MW

Sample Information

Client Sample ID: WQ100611:1140NP2-10

York Sample ID: 11J0322-01

York Project (SDG) No.
11J0322

Client Project ID
Rowe Industries

Matrix
Water

Collection Date/Time
October 6, 2011 11:40 am

Date Received
10/11/2011

Volatile Organics, 8260 List

Log-in Notes:

Sample Notes:

Sample Prepared by Method: EPA 5030B

CAS No.	Parameter	Result	Flag	Units	MDL	RL	Dilution	Reference Method	Date/Time Prepared	Date/Time Analyzed	Analyst
630-20-6	1,1,1,2-Tetrachloroethane	ND		ug/L	0.54	5.0	1	EPA SW846-8260B	10/15/2011 13:16	10/15/2011 13:16	SS
71-55-6	1,1,1-Trichloroethane	ND		ug/L	0.95	5.0	1	EPA SW846-8260B	10/15/2011 13:16	10/15/2011 13:16	SS
79-34-5	1,1,2,2-Tetrachloroethane	ND		ug/L	0.57	5.0	1	EPA SW846-8260B	10/15/2011 13:16	10/15/2011 13:16	SS
76-13-1	1,1,2-Trichloro-1,2,2-trifluoroethane (Freon 113)	ND		ug/L	0.60	5.0	1	EPA SW846-8260B	10/15/2011 13:16	10/15/2011 13:16	SS
79-00-5	1,1,2-Trichloroethane	ND		ug/L	0.61	5.0	1	EPA SW846-8260B	10/15/2011 13:16	10/15/2011 13:16	SS
75-34-3	1,1-Dichloroethane	ND		ug/L	0.69	5.0	1	EPA SW846-8260B	10/15/2011 13:16	10/15/2011 13:16	SS
75-35-4	1,1-Dichloroethylene	ND		ug/L	1.3	5.0	1	EPA SW846-8260B	10/15/2011 13:16	10/15/2011 13:16	SS

Sample Information

Client Sample ID: WQ100611:1140NP2-10

York Sample ID: 11J0322-01

York Project (SDG) No.
11J0322

Client Project ID
Rowe Industries

Matrix
Water

Collection Date/Time
October 6, 2011 11:40 am

Date Received
10/11/2011

Volatile Organics, 8260 List

Log-in Notes:

Sample Notes:

Sample Prepared by Method: EPA 5030B

CAS No.	Parameter	Result	Flag	Units	MDL	RL	Dilution	Reference Method	Date/Time Prepared	Date/Time Analyzed	Analyst
563-58-6	1,1-Dichloropropylene	ND		ug/L	0.43	5.0	1	EPA SW846-8260B	10/15/2011 13:16	10/15/2011 13:16	SS
87-61-6	1,2,3-Trichlorobenzene	1.3	J	ug/L	0.37	10	1	EPA SW846-8260B	10/15/2011 13:16	10/15/2011 13:16	SS
96-18-4	1,2,3-Trichloropropane	ND		ug/L	1.1	5.0	1	EPA SW846-8260B	10/15/2011 13:16	10/15/2011 13:16	SS
120-82-1	1,2,4-Trichlorobenzene	0.87	J	ug/L	0.48	10	1	EPA SW846-8260B	10/15/2011 13:16	10/15/2011 13:16	SS
95-63-6	1,2,4-Trimethylbenzene	ND		ug/L	0.53	5.0	1	EPA SW846-8260B	10/15/2011 13:16	10/15/2011 13:16	SS
96-12-8	1,2-Dibromo-3-chloropropane	ND		ug/L	1.3	10	1	EPA SW846-8260B	10/15/2011 13:16	10/15/2011 13:16	SS
106-93-4	1,2-Dibromoethane	ND		ug/L	0.68	5.0	1	EPA SW846-8260B	10/15/2011 13:16	10/15/2011 13:16	SS
95-50-1	1,2-Dichlorobenzene	ND		ug/L	0.59	5.0	1	EPA SW846-8260B	10/15/2011 13:16	10/15/2011 13:16	SS
107-06-2	1,2-Dichloroethane	ND		ug/L	0.65	5.0	1	EPA SW846-8260B	10/15/2011 13:16	10/15/2011 13:16	SS
78-87-5	1,2-Dichloropropane	ND		ug/L	0.22	5.0	1	EPA SW846-8260B	10/15/2011 13:16	10/15/2011 13:16	SS
108-67-8	1,3,5-Trimethylbenzene	ND		ug/L	0.37	5.0	1	EPA SW846-8260B	10/15/2011 13:16	10/15/2011 13:16	SS
541-73-1	1,3-Dichlorobenzene	ND		ug/L	0.47	5.0	1	EPA SW846-8260B	10/15/2011 13:16	10/15/2011 13:16	SS
142-28-9	1,3-Dichloropropane	ND		ug/L	0.69	5.0	1	EPA SW846-8260B	10/15/2011 13:16	10/15/2011 13:16	SS
106-46-7	1,4-Dichlorobenzene	ND		ug/L	0.68	5.0	1	EPA SW846-8260B	10/15/2011 13:16	10/15/2011 13:16	SS
594-20-7	2,2-Dichloropropane	ND		ug/L	0.96	5.0	1	EPA SW846-8260B	10/15/2011 13:16	10/15/2011 13:16	SS
78-93-3	2-Butanone	ND		ug/L	2.6	10	1	EPA SW846-8260B	10/15/2011 13:16	10/15/2011 13:16	SS
95-49-8	2-Chlorotoluene	ND		ug/L	0.49	5.0	1	EPA SW846-8260B	10/15/2011 13:16	10/15/2011 13:16	SS
591-78-6	2-Hexanone	ND		ug/L	0.87	5.0	1	EPA SW846-8260B	10/15/2011 13:16	10/15/2011 13:16	SS
106-43-4	4-Chlorotoluene	ND		ug/L	0.49	5.0	1	EPA SW846-8260B	10/15/2011 13:16	10/15/2011 13:16	SS
67-64-1	Acetone	4.8	J	ug/L	3.1	10	1	EPA SW846-8260B	10/15/2011 13:16	10/15/2011 13:16	SS
71-43-2	Benzene	ND		ug/L	0.48	5.0	1	EPA SW846-8260B	10/15/2011 13:16	10/15/2011 13:16	SS
108-86-1	Bromobenzene	ND		ug/L	0.61	5.0	1	EPA SW846-8260B	10/15/2011 13:16	10/15/2011 13:16	SS
74-97-5	Bromochloromethane	ND		ug/L	1.3	5.0	1	EPA SW846-8260B	10/15/2011 13:16	10/15/2011 13:16	SS
75-27-4	Bromodichloromethane	ND		ug/L	0.62	5.0	1	EPA SW846-8260B	10/15/2011 13:16	10/15/2011 13:16	SS
75-25-2	Bromoform	ND		ug/L	0.58	5.0	1	EPA SW846-8260B	10/15/2011 13:16	10/15/2011 13:16	SS
74-83-9	Bromomethane	ND		ug/L	1.2	5.0	1	EPA SW846-8260B	10/15/2011 13:16	10/15/2011 13:16	SS
56-23-5	Carbon tetrachloride	ND		ug/L	1.0	5.0	1	EPA SW846-8260B	10/15/2011 13:16	10/15/2011 13:16	SS
108-90-7	Chlorobenzene	ND		ug/L	0.35	5.0	1	EPA SW846-8260B	10/15/2011 13:16	10/15/2011 13:16	SS
75-00-3	Chloroethane	ND		ug/L	0.76	5.0	1	EPA SW846-8260B	10/15/2011 13:16	10/15/2011 13:16	SS
67-66-3	Chloroform	ND		ug/L	0.36	5.0	1	EPA SW846-8260B	10/15/2011 13:16	10/15/2011 13:16	SS
74-87-3	Chloromethane	ND		ug/L	0.89	5.0	1	EPA SW846-8260B	10/15/2011 13:16	10/15/2011 13:16	SS
156-59-2	cis-1,2-Dichloroethylene	ND		ug/L	0.96	5.0	1	EPA SW846-8260B	10/15/2011 13:16	10/15/2011 13:16	SS
10061-01-5	cis-1,3-Dichloropropylene	ND		ug/L	0.35	5.0	1	EPA SW846-8260B	10/15/2011 13:16	10/15/2011 13:16	SS
124-48-1	Dibromochloromethane	ND		ug/L	0.67	5.0	1	EPA SW846-8260B	10/15/2011 13:16	10/15/2011 13:16	SS
74-95-3	Dibromomethane	ND		ug/L	1.3	5.0	1	EPA SW846-8260B	10/15/2011 13:16	10/15/2011 13:16	SS

Sample Information

Client Sample ID: WQ100611:1140NP2-10

York Sample ID: 11J0322-01

York Project (SDG) No.
11J0322

Client Project ID
Rowe Industries

Matrix
Water

Collection Date/Time
October 6, 2011 11:40 am

Date Received
10/11/2011

Volatile Organics, 8260 List

Log-in Notes:

Sample Notes:

Sample Prepared by Method: EPA 5030B

CAS No.	Parameter	Result	Flag	Units	MDL	RL	Dilution	Reference Method	Date/Time Prepared	Date/Time Analyzed	Analyst
75-71-8	Dichlorodifluoromethane	ND		ug/L	0.83	5.0	1	EPA SW846-8260B	10/15/2011 13:16	10/15/2011 13:16	SS
100-41-4	Ethyl Benzene	ND		ug/L	0.35	5.0	1	EPA SW846-8260B	10/15/2011 13:16	10/15/2011 13:16	SS
87-68-3	Hexachlorobutadiene	ND		ug/L	0.43	5.0	1	EPA SW846-8260B	10/15/2011 13:16	10/15/2011 13:16	SS
98-82-8	Isopropylbenzene	ND		ug/L	0.39	5.0	1	EPA SW846-8260B	10/15/2011 13:16	10/15/2011 13:16	SS
1634-04-4	Methyl tert-butyl ether (MTBE)	ND		ug/L	0.38	5.0	1	EPA SW846-8260B	10/15/2011 13:16	10/15/2011 13:16	SS
75-09-2	Methylene chloride	4.4	J	ug/L	1.1	10	1	EPA SW846-8260B	10/15/2011 13:16	10/15/2011 13:16	SS
91-20-3	Naphthalene	2.1	J	ug/L	0.50	10	1	EPA SW846-8260B	10/15/2011 13:16	10/15/2011 13:16	SS
104-51-8	n-Butylbenzene	ND		ug/L	0.32	5.0	1	EPA SW846-8260B	10/15/2011 13:16	10/15/2011 13:16	SS
103-65-1	n-Propylbenzene	ND		ug/L	0.58	5.0	1	EPA SW846-8260B	10/15/2011 13:16	10/15/2011 13:16	SS
95-47-6	o-Xylene	ND		ug/L	0.50	5.0	1	EPA SW846-8260B	10/15/2011 13:16	10/15/2011 13:16	SS
1330-20-7P/M	p- & m- Xylenes	ND		ug/L	0.55	10	1	EPA SW846-8260B	10/15/2011 13:16	10/15/2011 13:16	SS
99-87-6	p-Isopropyltoluene	ND		ug/L	0.25	5.0	1	EPA SW846-8260B	10/15/2011 13:16	10/15/2011 13:16	SS
135-98-8	sec-Butylbenzene	ND		ug/L	0.52	5.0	1	EPA SW846-8260B	10/15/2011 13:16	10/15/2011 13:16	SS
100-42-5	Styrene	ND		ug/L	0.43	5.0	1	EPA SW846-8260B	10/15/2011 13:16	10/15/2011 13:16	SS
98-06-6	tert-Butylbenzene	ND		ug/L	0.46	5.0	1	EPA SW846-8260B	10/15/2011 13:16	10/15/2011 13:16	SS
127-18-4	Tetrachloroethylene	ND		ug/L	0.52	5.0	1	EPA SW846-8260B	10/15/2011 13:16	10/15/2011 13:16	SS
108-88-3	Toluene	ND		ug/L	0.23	5.0	1	EPA SW846-8260B	10/15/2011 13:16	10/15/2011 13:16	SS
156-60-5	trans-1,2-Dichloroethylene	ND		ug/L	0.65	5.0	1	EPA SW846-8260B	10/15/2011 13:16	10/15/2011 13:16	SS
10061-02-6	trans-1,3-Dichloropropylene	ND		ug/L	0.68	5.0	1	EPA SW846-8260B	10/15/2011 13:16	10/15/2011 13:16	SS
79-01-6	Trichloroethylene	ND		ug/L	0.57	5.0	1	EPA SW846-8260B	10/15/2011 13:16	10/15/2011 13:16	SS
75-69-4	Trichlorofluoromethane	ND		ug/L	0.91	5.0	1	EPA SW846-8260B	10/15/2011 13:16	10/15/2011 13:16	SS
75-01-4	Vinyl Chloride	ND		ug/L	0.97	5.0	1	EPA SW846-8260B	10/15/2011 13:16	10/15/2011 13:16	SS
1330-20-7	Xylenes, Total	ND		ug/L	1.0	15	1	EPA SW846-8260B	10/15/2011 13:16	10/15/2011 13:16	SS

Sample Information

Client Sample ID: WQ100611:1140NP2-10

York Sample ID: 11J0322-01

York Project (SDG) No.
11J0322

Client Project ID
Rowe Industries

Matrix
Water

Collection Date/Time
October 6, 2011 11:40 am

Date Received
10/11/2011

Iron, Dissolved by EPA 6010

Log-in Notes:

Sample Notes:

Sample Prepared by Method: EPA SW 846-3010A

CAS No.	Parameter	Result	Flag	Units	MDL	RL	Dilution	Reference Method	Date/Time Prepared	Date/Time Analyzed	Analyst
7439-89-6	Iron	0.0288		mg/L	0.00550	0.0100	1	EPA SW846-6010B	10/12/2011 08:20	10/12/2011 13:27	MW

Iron by EPA 200.7

Log-in Notes:

Sample Notes:

Sample Prepared by Method: EPA SW 846-3010A

CAS No.	Parameter	Result	Flag	Units	MDL	RL	Dilution	Reference Method	Date/Time Prepared	Date/Time Analyzed	Analyst
7439-89-6	Iron	5.69		mg/L	0.00550	0.0100	1	EPA 200.7	10/12/2011 08:20	10/12/2011 13:31	MW

Total Dissolved Solids

Log-in Notes:

Sample Notes:

Sample Prepared by Method: % Solids Prep

CAS No.	Parameter	Result	Flag	Units	MDL	RL	Dilution	Reference Method	Date/Time Prepared	Date/Time Analyzed	Analyst
	Total Dissolved Solids	165		mg/L	1.00	1.00	1	SM 2540C	10/13/2011 10:29	10/14/2011 13:29	AMC

Notes and Definitions

J	Detected below the Reporting Limit but greater than or equal to the Method Detection Limit (MDL); therefore, the result is an estimated concentration.
J	Detected below the Reporting Limit but greater than or equal to the Method Detection Limit (MDL); therefore, the result is an estimated concentration.
B	Analyte is found in the associated analysis batch blank. For volatiles, methylene chloride and acetone are common lab contaminants. Data users should consider anything <10x the blank value as artifact.
B	Analyte is found in the associated analysis batch blank. For volatiles, methylene chloride and acetone are common lab contaminants. Data users should consider anything <10x the blank value as artifact.

ND	Analyte NOT DETECTED at the stated Reporting Limit (RL) or above.
RL	REPORTING LIMIT - the minimum reportable value based upon the lowest point in the analyte calibration curve.
MDL	METHOD DETECTION LIMIT - the minimum concentration that can be measured and reported with a 99% confidence that the concentration is greater than zero. If requested or required, a value reported below the RL and above the MDL is considered estimated and is noted with a "J" flag.
NR	Not reported
RPD	Relative Percent Difference
Wet	The data has been reported on an as-received (wet weight) basis
Low Bias	Low Bias flag indicates that the recovery of the flagged analyte is below the laboratory or regulatory lower control limit. The data user should take note that this analyte may be biased low but should evaluate multiple lines of evidence including the LCS and site-specific MS/MSD data to draw bias conclusions. In cases where no site-specific MS/MSD was requested, only the LCS data can be used to evaluate such bias.
High Bias	High Bias flag indicates that the recovery of the flagged analyte is above the laboratory or regulatory upper control limit. The data user should take note that this analyte may be biased high but should evaluate multiple lines of evidence including the LCS and site-specific MS/MSD data to draw bias conclusions. In cases where no site-specific MS/MSD was requested, only the LCS data can be used to evaluate such bias.
Non-Dir.	Non-dir. flag (Non-Directional Bias) indicates that the Relative Percent Difference (RPD) (a measure of precision) among the MS and MSD data is outside the laboratory or regulatory control limit. This alerts the data user where the MS and MSD are from site-specific samples that the RPD is high due to either non-homogeneous distribution of target analyte between the MS/MSD or indicates poor reproducibility for other reasons.

Corrective Action:

Field Chain-of-Custody Record

NOTE: York's Std. Terms & Conditions are listed on the back side of this document. This document serves as your written authorization to York to proceed with the analyses requested and your signature binds you to York's Std. Terms & Conditions unless superseded by written contract.

Client Information Company: <u>LBG</u> Address: <u>4 Research Drive, Suite 301, Shelton CT 06484</u> Phone no.: <u>203-929-8555</u> Contact Person: <u>Tunde Sandor</u> E-mail Addr.: <u>Tsandor@lbact.com</u> FAX No.: <u>203-926-9140</u>		Report to: SAME <input checked="" type="checkbox"/> X Name: <u>Tunde Sandor</u> Company: <u>Same</u> Address: _____ E-mail: _____ Fax No.: _____		Invoice To: SAME <input type="checkbox"/> Name: <u>Mark Goldberg</u> Company: _____ Address: _____ E-mail: <u>Mgoldberg@lbact.com</u> Fax No.: _____		Client Project ID Rowe Industries Purchase Order no. _____ NABSAG Samples from: <u>CT_NY_X_NJ_OTHER</u>		Turn-Around Time RUSH Same Day RUSH Next Day RUSH Two Day RUSH Three Day RUSH Four Day Standard (5-7 days) <input checked="" type="checkbox"/> X OTHER _____		Report Type/Deliverables Summary <input checked="" type="checkbox"/> X, pdf QA/QC Summary <input checked="" type="checkbox"/> X, pdf CT RCP Pkg ASP A Pkg ASP B Pkg Excel EDD X, Excel	
Volatiles 8260 full 624 STARS BTEX MTBE TCL list TAGM CT RCP Arom. Hlog. App. IX 8021B list		Metals RCRA8 RP13 TAL CT15 Total Dissolved SLP/TCLP TCLP list TICs SLP/TCLP App. IX TCLP BNA		Misc. Org. TPH GRO TPH DR0 CT ETPH NY 310-13 TPH 418.1 Air TO14A Air TO15 Air STARS Air VPH Air TICs Methane Heptane		Full Lists Pri. Poll. TCL Ogres TAL MATCN Full TCLP Full App. IX Part 360 Metals Part 360 Inerts Part 360 PCBs Part 360 Pesticides Part 360 Solvents NYSDDEC TAGM		Miscellaneous Parameters Name Nitrite TKN Tot. Nitrogen Ammonia-N Chloride Phosphate Tot. Phos. Oil & Grease TSS F.O.G. pH TDS MBAS TH-IR		Special Instructions Field Filtered <input type="checkbox"/> Lab to Filter <input type="checkbox"/>	
Matrix Codes S - soil Other - specify (oil, etc.) W/W - wastewater GW - groundwater DW - drinking water Air-A - ambient air Air-SV - soil vapor		Sample Matrix GW GW GW		Date Sampled 10/11/11 11/30 11/30 11/40		Choose Analyses Needed from the Menu Above and Enter Below Fe by EPA 200.7 / Fe, Dissolved by EPA 6010 (SW846-6010B) / Total Solids (Aq) (SM 2540C) / VOCs, 8260 List (EPA SW845-8260B) Fe by EPA 200.7 / Fe, Dissolved by EPA 6010 (SW846-6010B) / Total Solids (Aq) (SM 2540C) / VOCs, 8260 List (EPA SW845-8260B) Fe by EPA 200.7 / Fe, Dissolved by EPA 6010 (SW846-6010B) / Total Solids (Aq) (SM 2540C) / VOCs, 8260 List (EPA SW845-8260B)		Container Description(s) ZV ZP ZV ZP ZV ZP			
Comments LBG FRIDGE 10-11-11 10:30AM Kyle Baker 10-11-11 10:50AM Samples Relinquished By <u>None</u> Date/Time <u>10/11/11 1205</u> Samples Relinquished By _____ Date/Time _____		Cool 4°C _____ HNO3 _____ H2SO4 _____ NaOH _____ NONE _____ FROZEN _____		Temperature on Receipt <u>4.6°C</u>							

YORK
ANALYTICAL LABORATORIES, INC.
120 RESEARCH DR. STRATFORD, CT 06615
(203) 325-1371 FAX (203) 357-0166

Field Chain-of-Custody Record

Page 1 of 1

York Project No. 11J0322

NOTE: York's Std. Terms & Conditions are listed on the back side of this document. This document serves as your written authorization to York to proceed with the analyses requested and your signature binds you to York's Std. Terms & Conditions unless superseded by written contract.

Client Information Company: <u>LBG</u> Address: <u>4 Research Drive, Suite 301, Shelton CT 06484</u> Phone no.: <u>203-929-8555</u>		Report to: <input checked="" type="checkbox"/> SAME <input type="checkbox"/> Tunde Sandor Name: _____ Company: _____ Address: _____		Invoice To: <input checked="" type="checkbox"/> SAME <input type="checkbox"/> Mark Goldberg Name: _____ Company: _____ Address: _____		Client Project ID Rowe Industries Purchase Order no. _____ NABSAG		Turn-Around Time RUSH Same Day RUSH Next Day RUSH Two Day RUSH Three Day RUSH Four Day Standard (5-7 days) <input checked="" type="checkbox"/> X OTHER _____		Report Type/Deliverables Summary X, pdf QA/QC Summary X, pdf CT RCP Pkg ASP A Pkg ASP B Pkg Excel EDD X, Excel	
Client Project ID Rowe Industries Purchase Order no. _____ NABSAG		Varilites 8260 Full 624 STARS BTEX MTBE TCL list TAGM CT RCP Arom. Halog. App. IX 8021B list 503.5		Metals RCRA8 PPI3 TAL CT15 Total Dissolved SPUP/TCLP TCLP Herb TICs App. IX SPUP/TCLP 608 Pest 1608 PCB		Misc. Org. TPH GRO TPH DRO CT ETPH NY 310-13 Full App. IX TPH 418.1 Air TO14A Air TO15 Air STARS Air VPH Air TICs Methane Heptane Hexane		Miscellaneous Parameters Corrosivity Reactivity Ignitability Flash Point Full App. IX Pat 360-Resour. Pat 360-Resour. Pat 360-Resour. Pat 360-Resour. NYSDCF NYSDCF TAGM		Special INSTRUCTIONS Field Filtered <input type="checkbox"/> Lab to Filter <input type="checkbox"/>	
Matrix Codes S - soil Other - specify (oil, etc.) WW - wastewater GW - groundwater DW - drinking water Air-A - ambient air Air-SV - soil vapor		Matrix Codes S - soil Other - specify (oil, etc.) WW - wastewater GW - groundwater DW - drinking water Air-A - ambient air Air-SV - soil vapor		Matrix Codes S - soil Other - specify (oil, etc.) WW - wastewater GW - groundwater DW - drinking water Air-A - ambient air Air-SV - soil vapor		Matrix Codes S - soil Other - specify (oil, etc.) WW - wastewater GW - groundwater DW - drinking water Air-A - ambient air Air-SV - soil vapor		Matrix Codes S - soil Other - specify (oil, etc.) WW - wastewater GW - groundwater DW - drinking water Air-A - ambient air Air-SV - soil vapor		Matrix Codes S - soil Other - specify (oil, etc.) WW - wastewater GW - groundwater DW - drinking water Air-A - ambient air Air-SV - soil vapor	
Sample Identification <u>WQ10611: 1130N2-6</u> <u>WQ10611: 1135N2-7</u> <u>WQ10611: 1140N2-10</u>		Date Sampled <u>10/11/11 1130</u> <u>10/11/11 1135</u> <u>10/11/11 1140</u>		Sample Matrix GW GW GW		Choose Analyses Needed from the Menu Above and Enter Below Fe by EPA 200.7 / Fe, Dissolved by EPA 6010 (SW846-6010B) / Total Solids (Aq) (SM 2540B) / VOCs, 8260 List (EPA SW845-8260B) Fe by EPA 200.7 / Fe, Dissolved by EPA 6010 (SW846-6010B) / Total Solids (Aq) (SM 2540B) / VOCs, 8260 List (EPA SW845-8260B) Fe by EPA 200.7 / Fe, Dissolved by EPA 6010 (SW846-6010B) / Total Solids (Aq) (SM 2540B) / VOCs, 8260 List (EPA SW845-8260B) / TDS (SM 2540C)		Container Description(s) ZV ZP ZV ZP ZV ZP			
Comments LBG FRIDGE 10-11-11 1050AM Samples Relinquished By <u>Kyle Baker</u> 10-11-11 Date/Time Samples Relinquished By <u>Steve</u> 10/11/11 1205 Date/Time Samples Relinquished By _____ Date/Time Samples Relinquished By _____ Date/Time Preservation "X" those applicable		Cool 4°C _____ HNO3 _____ H2SO4 _____ NaOH _____ NONE _____ FROZEN _____		Temperature on Receipt <u>4.6°C</u>							

YORK

ANALYTICAL LABORATORIES, INC.

Technical Report

prepared for:

Leggette Brashears & Graham Shelton Office

4 Research Drive, Suite 301

Shelton CT, 06484

Attention: Tunde Sandor

Report Date: 10/19/2011

Client Project ID: Rowe Industries

York Project (SDG) No.: 11J0450

CT License No. PH-0723

New Jersey License No. CT-005



New York License No. 10854

PA License No. 68-04440

Report Date: 10/19/2011
Client Project ID: Rowe Industries
York Project (SDG) No.: 11J0450

Leggette Brashears & Graham Shelton Office
4 Research Drive, Suite 301
Shelton CT, 06484
Attention: Tunde Sandor

Purpose and Results

This report contains the analytical data for the sample(s) identified on the attached chain-of-custody received in our laboratory on October 13, 2011 and listed below. The project was identified as your project: **Rowe Industries**.

The analyses were conducted utilizing appropriate EPA, Standard Methods, and ASTM methods as detailed in the data summary tables.

All samples were received in proper condition meeting the customary acceptance requirements for environmental samples except those indicated under the Notes section of this report.

All analyses met the method and laboratory standard operating procedure requirements except as indicated by any data flags, the meaning of which are explained in the attachment to this report, and case narrative if applicable.

The results of the analyses, which are all reported on dry weight basis (soils) unless otherwise noted, are detailed in the following pages.

Please contact Client Services at 203.325.1371 with any questions regarding this report.

<u>York Sample ID</u>	<u>Client Sample ID</u>	<u>Matrix</u>	<u>Date Collected</u>	<u>Date Received</u>
11J0450-01	WQ101111:1130NP2-10	Water	10/11/2011	10/13/2011
11J0451-01	WQ101111:1120NY2-6	Water	10/11/2011	10/13/2011
11J0451-02	WQ101111:1125NP2-7	Water	10/11/2011	10/13/2011

General Notes for York Project (SDG) No.: 11J0450

1. The RLs and MDLs (Reporting Limit and Method Detection Limit respectively) reported are adjusted for any dilution necessary due to the levels of target and/or non-target analytes and matrix interference. The RL(REPORTING LIMIT) is based upon the lowest standard utilized for the calibration where applicable.
2. Samples are retained for a period of thirty days after submittal of report, unless other arrangements are made.
3. York's liability for the above data is limited to the dollar value paid to York for the referenced project.
4. This report shall not be reproduced without the written approval of York Analytical Laboratories, Inc.
5. All samples were received in proper condition for analysis with proper documentation, unless otherwise noted.
6. All analyses conducted met method or Laboratory SOP requirements. See the Qualifiers and/or Narrative sections for further information.
7. It is noted that no analyses reported herein were subcontracted to another laboratory, unless noted in the report.
8. This report reflects results that relate only to the samples submitted on the attached chain-of-custody form(s) received by York.

Approved By:



Date: 10/19/2011

Robert Q. Bradley
Executive Vice President / Laboratory Director

YORK

Sample Information

Client Sample ID: WQ101111:1130NP2-10

York Sample ID: 11J0450-01

York Project (SDG) No.
11J0450

Client Project ID
Rowe Industries

Matrix
Water

Collection Date/Time
October 11, 2011 11:30 am

Date Received
10/13/2011

Volatile Organics, 8260 List

Sample Prepared by Method: EPA 5030B

Sample Notes:

CAS No.	Parameter	Result	Flag	Units	MDL	RL	Dilution	Reference Method	Date/Time Prepared	Date/Time Analyzed	Analyst
630-20-6	1,1,1,2-Tetrachloroethane	ND		ug/L	0.54	5.0	1	EPA SW846-8260B	10/18/2011 10:33	10/18/2011 10:33	SS
71-55-6	1,1,1-Trichloroethane	ND		ug/L	0.95	5.0	1	EPA SW846-8260B	10/18/2011 10:33	10/18/2011 10:33	SS
79-34-5	1,1,2,2-Tetrachloroethane	ND		ug/L	0.57	5.0	1	EPA SW846-8260B	10/18/2011 10:33	10/18/2011 10:33	SS
76-13-1	1,1,2-Trichloro-1,2,2-trifluoroethane (Freon 113)	ND		ug/L	0.60	5.0	1	EPA SW846-8260B	10/18/2011 10:33	10/18/2011 10:33	SS
79-00-5	1,1,2-Trichloroethane	ND		ug/L	0.61	5.0	1	EPA SW846-8260B	10/18/2011 10:33	10/18/2011 10:33	SS
75-34-3	1,1-Dichloroethane	ND		ug/L	0.69	5.0	1	EPA SW846-8260B	10/18/2011 10:33	10/18/2011 10:33	SS
75-35-4	1,1-Dichloroethylene	ND		ug/L	1.3	5.0	1	EPA SW846-8260B	10/18/2011 10:33	10/18/2011 10:33	SS
563-58-6	1,1-Dichloropropylene	ND		ug/L	0.43	5.0	1	EPA SW846-8260B	10/18/2011 10:33	10/18/2011 10:33	SS
87-61-6	1,2,3-Trichlorobenzene	ND		ug/L	0.37	10	1	EPA SW846-8260B	10/18/2011 10:33	10/18/2011 10:33	SS
96-18-4	1,2,3-Trichloropropane	ND		ug/L	1.1	5.0	1	EPA SW846-8260B	10/18/2011 10:33	10/18/2011 10:33	SS
120-82-1	1,2,4-Trichlorobenzene	ND		ug/L	0.48	10	1	EPA SW846-8260B	10/18/2011 10:33	10/18/2011 10:33	SS
95-63-6	1,2,4-Trimethylbenzene	ND		ug/L	0.53	5.0	1	EPA SW846-8260B	10/18/2011 10:33	10/18/2011 10:33	SS
96-12-8	1,2-Dibromo-3-chloropropane	ND		ug/L	1.3	10	1	EPA SW846-8260B	10/18/2011 10:33	10/18/2011 10:33	SS
106-93-4	1,2-Dibromoethane	ND		ug/L	0.68	5.0	1	EPA SW846-8260B	10/18/2011 10:33	10/18/2011 10:33	SS
95-50-1	1,2-Dichlorobenzene	ND		ug/L	0.59	5.0	1	EPA SW846-8260B	10/18/2011 10:33	10/18/2011 10:33	SS
107-06-2	1,2-Dichloroethane	ND		ug/L	0.65	5.0	1	EPA SW846-8260B	10/18/2011 10:33	10/18/2011 10:33	SS
78-87-5	1,2-Dichloropropane	ND		ug/L	0.22	5.0	1	EPA SW846-8260B	10/18/2011 10:33	10/18/2011 10:33	SS
108-67-8	1,3,5-Trimethylbenzene	ND		ug/L	0.37	5.0	1	EPA SW846-8260B	10/18/2011 10:33	10/18/2011 10:33	SS
541-73-1	1,3-Dichlorobenzene	ND		ug/L	0.47	5.0	1	EPA SW846-8260B	10/18/2011 10:33	10/18/2011 10:33	SS
142-28-9	1,3-Dichloropropane	ND		ug/L	0.69	5.0	1	EPA SW846-8260B	10/18/2011 10:33	10/18/2011 10:33	SS
106-46-7	1,4-Dichlorobenzene	ND		ug/L	0.68	5.0	1	EPA SW846-8260B	10/18/2011 10:33	10/18/2011 10:33	SS
594-20-7	2,2-Dichloropropane	ND		ug/L	0.96	5.0	1	EPA SW846-8260B	10/18/2011 10:33	10/18/2011 10:33	SS
78-93-3	2-Butanone	ND		ug/L	2.6	10	1	EPA SW846-8260B	10/18/2011 10:33	10/18/2011 10:33	SS
95-49-8	2-Chlorotoluene	ND		ug/L	0.49	5.0	1	EPA SW846-8260B	10/18/2011 10:33	10/18/2011 10:33	SS
591-78-6	2-Hexanone	ND		ug/L	0.87	5.0	1	EPA SW846-8260B	10/18/2011 10:33	10/18/2011 10:33	SS
106-43-4	4-Chlorotoluene	ND		ug/L	0.49	5.0	1	EPA SW846-8260B	10/18/2011 10:33	10/18/2011 10:33	SS
67-64-1	Acetone	3.3	J	ug/L	3.1	10	1	EPA SW846-8260B	10/18/2011 10:33	10/18/2011 10:33	SS
71-43-2	Benzene	ND		ug/L	0.48	5.0	1	EPA SW846-8260B	10/18/2011 10:33	10/18/2011 10:33	SS
108-86-1	Bromobenzene	ND		ug/L	0.61	5.0	1	EPA SW846-8260B	10/18/2011 10:33	10/18/2011 10:33	SS
74-97-5	Bromochloromethane	ND		ug/L	1.3	5.0	1	EPA SW846-8260B	10/18/2011 10:33	10/18/2011 10:33	SS
75-27-4	Bromodichloromethane	ND		ug/L	0.62	5.0	1	EPA SW846-8260B	10/18/2011 10:33	10/18/2011 10:33	SS
75-25-2	Bromoform	ND		ug/L	0.58	5.0	1	EPA SW846-8260B	10/18/2011 10:33	10/18/2011 10:33	SS
74-83-9	Bromomethane	ND		ug/L	1.2	5.0	1	EPA SW846-8260B	10/18/2011 10:33	10/18/2011 10:33	SS
56-23-5	Carbon tetrachloride	ND		ug/L	1.0	5.0	1	EPA SW846-8260B	10/18/2011 10:33	10/18/2011 10:33	SS

Sample Information

Client Sample ID: WQ101111:1130NP2-10

York Sample ID: 11J0450-01

York Project (SDG) No.
11J0450

Client Project ID
Rowe Industries

Matrix
Water

Collection Date/Time
October 11, 2011 11:30 am

Date Received
10/13/2011

Volatile Organics, 8260 List

Sample Notes:

Sample Prepared by Method: EPA 5030B

CAS No.	Parameter	Result	Flag	Units	MDL	RL	Dilution	Reference Method	Date/Time Prepared	Date/Time Analyzed	Analyst
108-90-7	Chlorobenzene	ND		ug/L	0.35	5.0	1	EPA SW846-8260B	10/18/2011 10:33	10/18/2011 10:33	SS
75-00-3	Chloroethane	ND		ug/L	0.76	5.0	1	EPA SW846-8260B	10/18/2011 10:33	10/18/2011 10:33	SS
67-66-3	Chloroform	ND		ug/L	0.36	5.0	1	EPA SW846-8260B	10/18/2011 10:33	10/18/2011 10:33	SS
74-87-3	Chloromethane	ND		ug/L	0.89	5.0	1	EPA SW846-8260B	10/18/2011 10:33	10/18/2011 10:33	SS
156-59-2	cis-1,2-Dichloroethylene	ND		ug/L	0.96	5.0	1	EPA SW846-8260B	10/18/2011 10:33	10/18/2011 10:33	SS
10061-01-5	cis-1,3-Dichloropropylene	ND		ug/L	0.35	5.0	1	EPA SW846-8260B	10/18/2011 10:33	10/18/2011 10:33	SS
124-48-1	Dibromochloromethane	ND		ug/L	0.67	5.0	1	EPA SW846-8260B	10/18/2011 10:33	10/18/2011 10:33	SS
74-95-3	Dibromomethane	ND		ug/L	1.3	5.0	1	EPA SW846-8260B	10/18/2011 10:33	10/18/2011 10:33	SS
75-71-8	Dichlorodifluoromethane	ND		ug/L	0.83	5.0	1	EPA SW846-8260B	10/18/2011 10:33	10/18/2011 10:33	SS
100-41-4	Ethyl Benzene	ND		ug/L	0.35	5.0	1	EPA SW846-8260B	10/18/2011 10:33	10/18/2011 10:33	SS
87-68-3	Hexachlorobutadiene	ND		ug/L	0.43	5.0	1	EPA SW846-8260B	10/18/2011 10:33	10/18/2011 10:33	SS
98-82-8	Isopropylbenzene	ND		ug/L	0.39	5.0	1	EPA SW846-8260B	10/18/2011 10:33	10/18/2011 10:33	SS
1634-04-4	Methyl tert-butyl ether (MTBE)	ND		ug/L	0.38	5.0	1	EPA SW846-8260B	10/18/2011 10:33	10/18/2011 10:33	SS
75-09-2	Methylene chloride	4.2	J, B	ug/L	1.1	10	1	EPA SW846-8260B	10/18/2011 10:33	10/18/2011 10:33	SS
91-20-3	Naphthalene	ND		ug/L	0.50	10	1	EPA SW846-8260B	10/18/2011 10:33	10/18/2011 10:33	SS
104-51-8	n-Butylbenzene	ND		ug/L	0.32	5.0	1	EPA SW846-8260B	10/18/2011 10:33	10/18/2011 10:33	SS
103-65-1	n-Propylbenzene	ND		ug/L	0.58	5.0	1	EPA SW846-8260B	10/18/2011 10:33	10/18/2011 10:33	SS
95-47-6	o-Xylene	ND		ug/L	0.50	5.0	1	EPA SW846-8260B	10/18/2011 10:33	10/18/2011 10:33	SS
1330-20-7P/M	p- & m- Xylenes	ND		ug/L	0.55	10	1	EPA SW846-8260B	10/18/2011 10:33	10/18/2011 10:33	SS
99-87-6	p-Isopropyltoluene	ND		ug/L	0.25	5.0	1	EPA SW846-8260B	10/18/2011 10:33	10/18/2011 10:33	SS
135-98-8	sec-Butylbenzene	ND		ug/L	0.52	5.0	1	EPA SW846-8260B	10/18/2011 10:33	10/18/2011 10:33	SS
100-42-5	Styrene	ND		ug/L	0.43	5.0	1	EPA SW846-8260B	10/18/2011 10:33	10/18/2011 10:33	SS
98-06-6	tert-Butylbenzene	ND		ug/L	0.46	5.0	1	EPA SW846-8260B	10/18/2011 10:33	10/18/2011 10:33	SS
127-18-4	Tetrachloroethylene	ND		ug/L	0.52	5.0	1	EPA SW846-8260B	10/18/2011 10:33	10/18/2011 10:33	SS
108-88-3	Toluene	ND		ug/L	0.23	5.0	1	EPA SW846-8260B	10/18/2011 10:33	10/18/2011 10:33	SS
156-60-5	trans-1,2-Dichloroethylene	ND		ug/L	0.65	5.0	1	EPA SW846-8260B	10/18/2011 10:33	10/18/2011 10:33	SS
10061-02-6	trans-1,3-Dichloropropylene	ND		ug/L	0.68	5.0	1	EPA SW846-8260B	10/18/2011 10:33	10/18/2011 10:33	SS
79-01-6	Trichloroethylene	ND		ug/L	0.57	5.0	1	EPA SW846-8260B	10/18/2011 10:33	10/18/2011 10:33	SS
75-69-4	Trichlorofluoromethane	ND		ug/L	0.91	5.0	1	EPA SW846-8260B	10/18/2011 10:33	10/18/2011 10:33	SS
75-01-4	Vinyl Chloride	ND		ug/L	0.97	5.0	1	EPA SW846-8260B	10/18/2011 10:33	10/18/2011 10:33	SS
1330-20-7	Xylenes, Total	ND		ug/L	1.0	15	1	EPA SW846-8260B	10/18/2011 10:33	10/18/2011 10:33	SS
	Surrogate Recoveries	Result			Acceptance Range						
17060-07-0	Surrogate: 1,2-Dichloroethane-d4	114 %			75.7-121						
460-00-4	Surrogate: p-Bromofluorobenzene	99.2 %			71.3-131						
2037-26-5	Surrogate: Toluene-d8	94.2 %			86.7-112						

Sample Information

Client Sample ID: WQ101111:1130NP2-10

York Sample ID: 11J0450-01

York Project (SDG) No.
11J0450

Client Project ID
Rowe Industries

Matrix
Water

Collection Date/Time
October 11, 2011 11:30 am

Date Received
10/13/2011

Iron, Dissolved by EPA 6010

Sample Notes:

Sample Prepared by Method: EPA SW 846-3010A

CAS No.	Parameter	Result	Flag	Units	MDL	RL	Dilution	Reference Method	Date/Time Prepared	Date/Time Analyzed	Analyst
7439-89-6	Iron	0.135		mg/L	0.00550	0.0100	1	EPA SW846-6010B	10/17/2011 07:54	10/17/2011 10:37	MW

Iron by EPA 200.7

Sample Notes:

Sample Prepared by Method: EPA SW 846-3010A

CAS No.	Parameter	Result	Flag	Units	MDL	RL	Dilution	Reference Method	Date/Time Prepared	Date/Time Analyzed	Analyst
7439-89-6	Iron	4.43		mg/L	0.00550	0.0100	1	EPA 200.7	10/17/2011 07:54	10/17/2011 10:55	MW

Total Dissolved Solids

Sample Notes:

Sample Prepared by Method: % Solids Prep

CAS No.	Parameter	Result	Flag	Units	MDL	RL	Dilution	Reference Method	Date/Time Prepared	Date/Time Analyzed	Analyst
	Total Dissolved Solids	125		mg/L	1.00	1.00	1	SM 2540C	10/18/2011 14:23	10/19/2011 14:23	AMC

Sample Information

Client Sample ID: WQ101111:1120NY2-6

York Sample ID: 11J0451-01

York Project (SDG) No.
11J0451

Client Project ID
Rowe Industries

Matrix
Water

Collection Date/Time
October 11, 2011 11:20 am

Date Received
10/13/2011

Volatile Organics, 8260 List

Sample Notes:

Sample Prepared by Method: EPA 5030B

CAS No.	Parameter	Result	Flag	Units	MDL	RL	Dilution	Reference Method	Date/Time Prepared	Date/Time Analyzed	Analyst
630-20-6	1,1,1,2-Tetrachloroethane	ND		ug/L	0.54	5.0	1	EPA SW846-8260B	10/17/2011 18:38	10/17/2011 18:38	SS
71-55-6	1,1,1-Trichloroethane	ND		ug/L	0.95	5.0	1	EPA SW846-8260B	10/17/2011 18:38	10/17/2011 18:38	SS
79-34-5	1,1,2,2-Tetrachloroethane	ND		ug/L	0.57	5.0	1	EPA SW846-8260B	10/17/2011 18:38	10/17/2011 18:38	SS
76-13-1	1,1,2-Trichloro-1,2,2-trifluoroethane (Freon 113)	ND		ug/L	0.60	5.0	1	EPA SW846-8260B	10/17/2011 18:38	10/17/2011 18:38	SS
79-00-5	1,1,2-Trichloroethane	ND		ug/L	0.61	5.0	1	EPA SW846-8260B	10/17/2011 18:38	10/17/2011 18:38	SS
75-34-3	1,1-Dichloroethane	ND		ug/L	0.69	5.0	1	EPA SW846-8260B	10/17/2011 18:38	10/17/2011 18:38	SS
75-35-4	1,1-Dichloroethylene	ND		ug/L	1.3	5.0	1	EPA SW846-8260B	10/17/2011 18:38	10/17/2011 18:38	SS
563-58-6	1,1-Dichloropropylene	ND		ug/L	0.43	5.0	1	EPA SW846-8260B	10/17/2011 18:38	10/17/2011 18:38	SS
87-61-6	1,2,3-Trichlorobenzene	ND		ug/L	0.37	10	1	EPA SW846-8260B	10/17/2011 18:38	10/17/2011 18:38	SS
96-18-4	1,2,3-Trichloropropane	ND		ug/L	1.1	5.0	1	EPA SW846-8260B	10/17/2011 18:38	10/17/2011 18:38	SS
120-82-1	1,2,4-Trichlorobenzene	ND		ug/L	0.48	10	1	EPA SW846-8260B	10/17/2011 18:38	10/17/2011 18:38	SS
95-63-6	1,2,4-Trimethylbenzene	ND		ug/L	0.53	5.0	1	EPA SW846-8260B	10/17/2011 18:38	10/17/2011 18:38	SS
96-12-8	1,2-Dibromo-3-chloropropane	ND		ug/L	1.3	10	1	EPA SW846-8260B	10/17/2011 18:38	10/17/2011 18:38	SS
106-93-4	1,2-Dibromoethane	ND		ug/L	0.68	5.0	1	EPA SW846-8260B	10/17/2011 18:38	10/17/2011 18:38	SS
95-50-1	1,2-Dichlorobenzene	ND		ug/L	0.59	5.0	1	EPA SW846-8260B	10/17/2011 18:38	10/17/2011 18:38	SS
107-06-2	1,2-Dichloroethane	ND		ug/L	0.65	5.0	1	EPA SW846-8260B	10/17/2011 18:38	10/17/2011 18:38	SS

Sample Information

Client Sample ID: WQ101111:1120NY2-6

York Sample ID: 11J0451-01

York Project (SDG) No.
11J0451

Client Project ID
Rowe Industries

Matrix
Water

Collection Date/Time
October 11, 2011 11:20 am

Date Received
10/13/2011

Volatile Organics, 8260 List

Sample Notes:

Sample Prepared by Method: EPA 5030B

CAS No.	Parameter	Result	Flag	Units	MDL	RL	Dilution	Reference Method	Date/Time Prepared	Date/Time Analyzed	Analyst
78-87-5	1,2-Dichloropropane	ND		ug/L	0.22	5.0	1	EPA SW846-8260B	10/17/2011 18:38	10/17/2011 18:38	SS
108-67-8	1,3,5-Trimethylbenzene	ND		ug/L	0.37	5.0	1	EPA SW846-8260B	10/17/2011 18:38	10/17/2011 18:38	SS
541-73-1	1,3-Dichlorobenzene	ND		ug/L	0.47	5.0	1	EPA SW846-8260B	10/17/2011 18:38	10/17/2011 18:38	SS
142-28-9	1,3-Dichloropropane	ND		ug/L	0.69	5.0	1	EPA SW846-8260B	10/17/2011 18:38	10/17/2011 18:38	SS
106-46-7	1,4-Dichlorobenzene	ND		ug/L	0.68	5.0	1	EPA SW846-8260B	10/17/2011 18:38	10/17/2011 18:38	SS
594-20-7	2,2-Dichloropropane	ND		ug/L	0.96	5.0	1	EPA SW846-8260B	10/17/2011 18:38	10/17/2011 18:38	SS
78-93-3	2-Butanone	ND		ug/L	2.6	10	1	EPA SW846-8260B	10/17/2011 18:38	10/17/2011 18:38	SS
95-49-8	2-Chlorotoluene	ND		ug/L	0.49	5.0	1	EPA SW846-8260B	10/17/2011 18:38	10/17/2011 18:38	SS
591-78-6	2-Hexanone	ND		ug/L	0.87	5.0	1	EPA SW846-8260B	10/17/2011 18:38	10/17/2011 18:38	SS
106-43-4	4-Chlorotoluene	ND		ug/L	0.49	5.0	1	EPA SW846-8260B	10/17/2011 18:38	10/17/2011 18:38	SS
67-64-1	Acetone	3.3	J	ug/L	3.1	10	1	EPA SW846-8260B	10/17/2011 18:38	10/17/2011 18:38	SS
71-43-2	Benzene	ND		ug/L	0.48	5.0	1	EPA SW846-8260B	10/17/2011 18:38	10/17/2011 18:38	SS
108-86-1	Bromobenzene	ND		ug/L	0.61	5.0	1	EPA SW846-8260B	10/17/2011 18:38	10/17/2011 18:38	SS
74-97-5	Bromochloromethane	ND		ug/L	1.3	5.0	1	EPA SW846-8260B	10/17/2011 18:38	10/17/2011 18:38	SS
75-27-4	Bromodichloromethane	ND		ug/L	0.62	5.0	1	EPA SW846-8260B	10/17/2011 18:38	10/17/2011 18:38	SS
75-25-2	Bromoform	ND		ug/L	0.58	5.0	1	EPA SW846-8260B	10/17/2011 18:38	10/17/2011 18:38	SS
74-83-9	Bromomethane	ND		ug/L	1.2	5.0	1	EPA SW846-8260B	10/17/2011 18:38	10/17/2011 18:38	SS
56-23-5	Carbon tetrachloride	ND		ug/L	1.0	5.0	1	EPA SW846-8260B	10/17/2011 18:38	10/17/2011 18:38	SS
108-90-7	Chlorobenzene	ND		ug/L	0.35	5.0	1	EPA SW846-8260B	10/17/2011 18:38	10/17/2011 18:38	SS
75-00-3	Chloroethane	ND		ug/L	0.76	5.0	1	EPA SW846-8260B	10/17/2011 18:38	10/17/2011 18:38	SS
67-66-3	Chloroform	ND		ug/L	0.36	5.0	1	EPA SW846-8260B	10/17/2011 18:38	10/17/2011 18:38	SS
74-87-3	Chloromethane	ND		ug/L	0.89	5.0	1	EPA SW846-8260B	10/17/2011 18:38	10/17/2011 18:38	SS
156-59-2	cis-1,2-Dichloroethylene	ND		ug/L	0.96	5.0	1	EPA SW846-8260B	10/17/2011 18:38	10/17/2011 18:38	SS
10061-01-5	cis-1,3-Dichloropropylene	ND		ug/L	0.35	5.0	1	EPA SW846-8260B	10/17/2011 18:38	10/17/2011 18:38	SS
124-48-1	Dibromochloromethane	ND		ug/L	0.67	5.0	1	EPA SW846-8260B	10/17/2011 18:38	10/17/2011 18:38	SS
74-95-3	Dibromomethane	ND		ug/L	1.3	5.0	1	EPA SW846-8260B	10/17/2011 18:38	10/17/2011 18:38	SS
75-71-8	Dichlorodifluoromethane	ND		ug/L	0.83	5.0	1	EPA SW846-8260B	10/17/2011 18:38	10/17/2011 18:38	SS
100-41-4	Ethyl Benzene	ND		ug/L	0.35	5.0	1	EPA SW846-8260B	10/17/2011 18:38	10/17/2011 18:38	SS
87-68-3	Hexachlorobutadiene	ND		ug/L	0.43	5.0	1	EPA SW846-8260B	10/17/2011 18:38	10/17/2011 18:38	SS
98-82-8	Isopropylbenzene	ND		ug/L	0.39	5.0	1	EPA SW846-8260B	10/17/2011 18:38	10/17/2011 18:38	SS
1634-04-4	Methyl tert-butyl ether (MTBE)	ND		ug/L	0.38	5.0	1	EPA SW846-8260B	10/17/2011 18:38	10/17/2011 18:38	SS
75-09-2	Methylene chloride	4.7	J, B	ug/L	1.1	10	1	EPA SW846-8260B	10/17/2011 18:38	10/17/2011 18:38	SS
91-20-3	Naphthalene	ND		ug/L	0.50	10	1	EPA SW846-8260B	10/17/2011 18:38	10/17/2011 18:38	SS
104-51-8	n-Butylbenzene	ND		ug/L	0.32	5.0	1	EPA SW846-8260B	10/17/2011 18:38	10/17/2011 18:38	SS
103-65-1	n-Propylbenzene	ND		ug/L	0.58	5.0	1	EPA SW846-8260B	10/17/2011 18:38	10/17/2011 18:38	SS

Sample Information

Client Sample ID: WQ101111:1120NY2-6

York Sample ID: 11J0451-01

York Project (SDG) No.
11J0451

Client Project ID
Rowe Industries

Matrix
Water

Collection Date/Time
October 11, 2011 11:20 am

Date Received
10/13/2011

Volatile Organics, 8260 List

Sample Notes:

Sample Prepared by Method: EPA 5030B

CAS No.	Parameter	Result	Flag	Units	MDL	RL	Dilution	Reference Method	Date/Time Prepared	Date/Time Analyzed	Analyst
95-47-6	o-Xylene	ND		ug/L	0.50	5.0	1	EPA SW846-8260B	10/17/2011 18:38	10/17/2011 18:38	SS
1330-20-7P/M	p- & m- Xylenes	ND		ug/L	0.55	10	1	EPA SW846-8260B	10/17/2011 18:38	10/17/2011 18:38	SS
99-87-6	p-Isopropyltoluene	ND		ug/L	0.25	5.0	1	EPA SW846-8260B	10/17/2011 18:38	10/17/2011 18:38	SS
135-98-8	sec-Butylbenzene	ND		ug/L	0.52	5.0	1	EPA SW846-8260B	10/17/2011 18:38	10/17/2011 18:38	SS
100-42-5	Styrene	ND		ug/L	0.43	5.0	1	EPA SW846-8260B	10/17/2011 18:38	10/17/2011 18:38	SS
98-06-6	tert-Butylbenzene	ND		ug/L	0.46	5.0	1	EPA SW846-8260B	10/17/2011 18:38	10/17/2011 18:38	SS
127-18-4	Tetrachloroethylene	ND		ug/L	0.52	5.0	1	EPA SW846-8260B	10/17/2011 18:38	10/17/2011 18:38	SS
108-88-3	Toluene	ND		ug/L	0.23	5.0	1	EPA SW846-8260B	10/17/2011 18:38	10/17/2011 18:38	SS
156-60-5	trans-1,2-Dichloroethylene	ND		ug/L	0.65	5.0	1	EPA SW846-8260B	10/17/2011 18:38	10/17/2011 18:38	SS
10061-02-6	trans-1,3-Dichloropropylene	ND		ug/L	0.68	5.0	1	EPA SW846-8260B	10/17/2011 18:38	10/17/2011 18:38	SS
79-01-6	Trichloroethylene	ND		ug/L	0.57	5.0	1	EPA SW846-8260B	10/17/2011 18:38	10/17/2011 18:38	SS
75-69-4	Trichlorofluoromethane	ND		ug/L	0.91	5.0	1	EPA SW846-8260B	10/17/2011 18:38	10/17/2011 18:38	SS
75-01-4	Vinyl Chloride	ND		ug/L	0.97	5.0	1	EPA SW846-8260B	10/17/2011 18:38	10/17/2011 18:38	SS
1330-20-7	Xylenes, Total	ND		ug/L	1.0	15	1	EPA SW846-8260B	10/17/2011 18:38	10/17/2011 18:38	SS
Surrogate Recoveries		Result			Acceptance Range						
17060-07-0	Surrogate: 1,2-Dichloroethane-d4	99.0 %			75.7-121						
460-00-4	Surrogate: p-Bromofluorobenzene	95.9 %			71.3-131						
2037-26-5	Surrogate: Toluene-d8	102 %			86.7-112						

Iron, Dissolved by EPA 6010

Sample Notes:

Sample Prepared by Method: EPA SW 846-3010A

CAS No.	Parameter	Result	Flag	Units	MDL	RL	Dilution	Reference Method	Date/Time Prepared	Date/Time Analyzed	Analyst
7439-89-6	Iron	0.103		mg/L	0.00550	0.0100	1	EPA SW846-6010B	10/17/2011 15:35	10/17/2011 17:52	MW

Iron by EPA 200.7

Sample Notes:

Sample Prepared by Method: EPA SW 846-3010A

CAS No.	Parameter	Result	Flag	Units	MDL	RL	Dilution	Reference Method	Date/Time Prepared	Date/Time Analyzed	Analyst
7439-89-6	Iron	2.34		mg/L	0.00550	0.0100	1	EPA 200.7	10/17/2011 15:35	10/17/2011 17:57	MW

Sample Information

Client Sample ID: WQ101111:1125NP2-7

York Sample ID: 11J0451-02

York Project (SDG) No.
11J0451

Client Project ID
Rowe Industries

Matrix
Water

Collection Date/Time
October 11, 2011 11:25 am

Date Received
10/13/2011

Volatile Organics, 8260 List

Sample Notes:

Sample Prepared by Method: EPA 5030B

CAS No.	Parameter	Result	Flag	Units	MDL	RL	Dilution	Reference Method	Date/Time Prepared	Date/Time Analyzed	Analyst
---------	-----------	--------	------	-------	-----	----	----------	------------------	--------------------	--------------------	---------

Sample Information

Client Sample ID: WQ101111:1125NP2-7

York Sample ID: 11J0451-02

York Project (SDG) No.
11J0451

Client Project ID
Rowe Industries

Matrix
Water

Collection Date/Time
October 11, 2011 11:25 am

Date Received
10/13/2011

Volatile Organics, 8260 List

Sample Notes:

Sample Prepared by Method: EPA 5030B

CAS No.	Parameter	Result	Flag	Units	MDL	RL	Dilution	Reference Method	Date/Time Prepared	Date/Time Analyzed	Analyst
630-20-6	1,1,1,2-Tetrachloroethane	ND		ug/L	0.54	5.0	1	EPA SW846-8260B	10/17/2011 19:14	10/17/2011 19:14	SS
71-55-6	1,1,1-Trichloroethane	ND		ug/L	0.95	5.0	1	EPA SW846-8260B	10/17/2011 19:14	10/17/2011 19:14	SS
79-34-5	1,1,2,2-Tetrachloroethane	ND		ug/L	0.57	5.0	1	EPA SW846-8260B	10/17/2011 19:14	10/17/2011 19:14	SS
76-13-1	1,1,2-Trichloro-1,2,2-trifluoroethane (Freon 113)	ND		ug/L	0.60	5.0	1	EPA SW846-8260B	10/17/2011 19:14	10/17/2011 19:14	SS
79-00-5	1,1,2-Trichloroethane	ND		ug/L	0.61	5.0	1	EPA SW846-8260B	10/17/2011 19:14	10/17/2011 19:14	SS
75-34-3	1,1-Dichloroethane	ND		ug/L	0.69	5.0	1	EPA SW846-8260B	10/17/2011 19:14	10/17/2011 19:14	SS
75-35-4	1,1-Dichloroethylene	ND		ug/L	1.3	5.0	1	EPA SW846-8260B	10/17/2011 19:14	10/17/2011 19:14	SS
563-58-6	1,1-Dichloropropylene	ND		ug/L	0.43	5.0	1	EPA SW846-8260B	10/17/2011 19:14	10/17/2011 19:14	SS
87-61-6	1,2,3-Trichlorobenzene	ND		ug/L	0.37	10	1	EPA SW846-8260B	10/17/2011 19:14	10/17/2011 19:14	SS
96-18-4	1,2,3-Trichloropropane	ND		ug/L	1.1	5.0	1	EPA SW846-8260B	10/17/2011 19:14	10/17/2011 19:14	SS
120-82-1	1,2,4-Trichlorobenzene	ND		ug/L	0.48	10	1	EPA SW846-8260B	10/17/2011 19:14	10/17/2011 19:14	SS
95-63-6	1,2,4-Trimethylbenzene	ND		ug/L	0.53	5.0	1	EPA SW846-8260B	10/17/2011 19:14	10/17/2011 19:14	SS
96-12-8	1,2-Dibromo-3-chloropropane	ND		ug/L	1.3	10	1	EPA SW846-8260B	10/17/2011 19:14	10/17/2011 19:14	SS
106-93-4	1,2-Dibromoethane	ND		ug/L	0.68	5.0	1	EPA SW846-8260B	10/17/2011 19:14	10/17/2011 19:14	SS
95-50-1	1,2-Dichlorobenzene	ND		ug/L	0.59	5.0	1	EPA SW846-8260B	10/17/2011 19:14	10/17/2011 19:14	SS
107-06-2	1,2-Dichloroethane	ND		ug/L	0.65	5.0	1	EPA SW846-8260B	10/17/2011 19:14	10/17/2011 19:14	SS
78-87-5	1,2-Dichloropropane	ND		ug/L	0.22	5.0	1	EPA SW846-8260B	10/17/2011 19:14	10/17/2011 19:14	SS
108-67-8	1,3,5-Trimethylbenzene	ND		ug/L	0.37	5.0	1	EPA SW846-8260B	10/17/2011 19:14	10/17/2011 19:14	SS
541-73-1	1,3-Dichlorobenzene	ND		ug/L	0.47	5.0	1	EPA SW846-8260B	10/17/2011 19:14	10/17/2011 19:14	SS
142-28-9	1,3-Dichloropropane	ND		ug/L	0.69	5.0	1	EPA SW846-8260B	10/17/2011 19:14	10/17/2011 19:14	SS
106-46-7	1,4-Dichlorobenzene	ND		ug/L	0.68	5.0	1	EPA SW846-8260B	10/17/2011 19:14	10/17/2011 19:14	SS
594-20-7	2,2-Dichloropropane	ND		ug/L	0.96	5.0	1	EPA SW846-8260B	10/17/2011 19:14	10/17/2011 19:14	SS
78-93-3	2-Butanone	ND		ug/L	2.6	10	1	EPA SW846-8260B	10/17/2011 19:14	10/17/2011 19:14	SS
95-49-8	2-Chlorotoluene	ND		ug/L	0.49	5.0	1	EPA SW846-8260B	10/17/2011 19:14	10/17/2011 19:14	SS
591-78-6	2-Hexanone	ND		ug/L	0.87	5.0	1	EPA SW846-8260B	10/17/2011 19:14	10/17/2011 19:14	SS
106-43-4	4-Chlorotoluene	ND		ug/L	0.49	5.0	1	EPA SW846-8260B	10/17/2011 19:14	10/17/2011 19:14	SS
67-64-1	Acetone	4.3	J	ug/L	3.1	10	1	EPA SW846-8260B	10/17/2011 19:14	10/17/2011 19:14	SS
71-43-2	Benzene	ND		ug/L	0.48	5.0	1	EPA SW846-8260B	10/17/2011 19:14	10/17/2011 19:14	SS
108-86-1	Bromobenzene	ND		ug/L	0.61	5.0	1	EPA SW846-8260B	10/17/2011 19:14	10/17/2011 19:14	SS
74-97-5	Bromochloromethane	ND		ug/L	1.3	5.0	1	EPA SW846-8260B	10/17/2011 19:14	10/17/2011 19:14	SS
75-27-4	Bromodichloromethane	ND		ug/L	0.62	5.0	1	EPA SW846-8260B	10/17/2011 19:14	10/17/2011 19:14	SS
75-25-2	Bromoform	ND		ug/L	0.58	5.0	1	EPA SW846-8260B	10/17/2011 19:14	10/17/2011 19:14	SS
74-83-9	Bromomethane	ND		ug/L	1.2	5.0	1	EPA SW846-8260B	10/17/2011 19:14	10/17/2011 19:14	SS
56-23-5	Carbon tetrachloride	ND		ug/L	1.0	5.0	1	EPA SW846-8260B	10/17/2011 19:14	10/17/2011 19:14	SS

Sample Information

Client Sample ID: WQ101111:1125NP2-7

York Sample ID: 11J0451-02

York Project (SDG) No.
11J0451

Client Project ID
Rowe Industries

Matrix
Water

Collection Date/Time
October 11, 2011 11:25 am

Date Received
10/13/2011

Volatile Organics, 8260 List

Sample Notes:

Sample Prepared by Method: EPA 5030B

CAS No.	Parameter	Result	Flag	Units	MDL	RL	Dilution	Reference Method	Date/Time Prepared	Date/Time Analyzed	Analyst
108-90-7	Chlorobenzene	ND		ug/L	0.35	5.0	1	EPA SW846-8260B	10/17/2011 19:14	10/17/2011 19:14	SS
75-00-3	Chloroethane	ND		ug/L	0.76	5.0	1	EPA SW846-8260B	10/17/2011 19:14	10/17/2011 19:14	SS
67-66-3	Chloroform	ND		ug/L	0.36	5.0	1	EPA SW846-8260B	10/17/2011 19:14	10/17/2011 19:14	SS
74-87-3	Chloromethane	ND		ug/L	0.89	5.0	1	EPA SW846-8260B	10/17/2011 19:14	10/17/2011 19:14	SS
156-59-2	cis-1,2-Dichloroethylene	ND		ug/L	0.96	5.0	1	EPA SW846-8260B	10/17/2011 19:14	10/17/2011 19:14	SS
10061-01-5	cis-1,3-Dichloropropylene	ND		ug/L	0.35	5.0	1	EPA SW846-8260B	10/17/2011 19:14	10/17/2011 19:14	SS
124-48-1	Dibromochloromethane	ND		ug/L	0.67	5.0	1	EPA SW846-8260B	10/17/2011 19:14	10/17/2011 19:14	SS
74-95-3	Dibromomethane	ND		ug/L	1.3	5.0	1	EPA SW846-8260B	10/17/2011 19:14	10/17/2011 19:14	SS
75-71-8	Dichlorodifluoromethane	ND		ug/L	0.83	5.0	1	EPA SW846-8260B	10/17/2011 19:14	10/17/2011 19:14	SS
100-41-4	Ethyl Benzene	ND		ug/L	0.35	5.0	1	EPA SW846-8260B	10/17/2011 19:14	10/17/2011 19:14	SS
87-68-3	Hexachlorobutadiene	ND		ug/L	0.43	5.0	1	EPA SW846-8260B	10/17/2011 19:14	10/17/2011 19:14	SS
98-82-8	Isopropylbenzene	ND		ug/L	0.39	5.0	1	EPA SW846-8260B	10/17/2011 19:14	10/17/2011 19:14	SS
1634-04-4	Methyl tert-butyl ether (MTBE)	ND		ug/L	0.38	5.0	1	EPA SW846-8260B	10/17/2011 19:14	10/17/2011 19:14	SS
75-09-2	Methylene chloride	4.9	J, B	ug/L	1.1	10	1	EPA SW846-8260B	10/17/2011 19:14	10/17/2011 19:14	SS
91-20-3	Naphthalene	ND		ug/L	0.50	10	1	EPA SW846-8260B	10/17/2011 19:14	10/17/2011 19:14	SS
104-51-8	n-Butylbenzene	ND		ug/L	0.32	5.0	1	EPA SW846-8260B	10/17/2011 19:14	10/17/2011 19:14	SS
103-65-1	n-Propylbenzene	ND		ug/L	0.58	5.0	1	EPA SW846-8260B	10/17/2011 19:14	10/17/2011 19:14	SS
95-47-6	o-Xylene	ND		ug/L	0.50	5.0	1	EPA SW846-8260B	10/17/2011 19:14	10/17/2011 19:14	SS
1330-20-7P/M	p- & m- Xylenes	ND		ug/L	0.55	10	1	EPA SW846-8260B	10/17/2011 19:14	10/17/2011 19:14	SS
99-87-6	p-Isopropyltoluene	ND		ug/L	0.25	5.0	1	EPA SW846-8260B	10/17/2011 19:14	10/17/2011 19:14	SS
135-98-8	sec-Butylbenzene	ND		ug/L	0.52	5.0	1	EPA SW846-8260B	10/17/2011 19:14	10/17/2011 19:14	SS
100-42-5	Styrene	ND		ug/L	0.43	5.0	1	EPA SW846-8260B	10/17/2011 19:14	10/17/2011 19:14	SS
98-06-6	tert-Butylbenzene	ND		ug/L	0.46	5.0	1	EPA SW846-8260B	10/17/2011 19:14	10/17/2011 19:14	SS
127-18-4	Tetrachloroethylene	ND		ug/L	0.52	5.0	1	EPA SW846-8260B	10/17/2011 19:14	10/17/2011 19:14	SS
108-88-3	Toluene	ND		ug/L	0.23	5.0	1	EPA SW846-8260B	10/17/2011 19:14	10/17/2011 19:14	SS
156-60-5	trans-1,2-Dichloroethylene	ND		ug/L	0.65	5.0	1	EPA SW846-8260B	10/17/2011 19:14	10/17/2011 19:14	SS
10061-02-6	trans-1,3-Dichloropropylene	ND		ug/L	0.68	5.0	1	EPA SW846-8260B	10/17/2011 19:14	10/17/2011 19:14	SS
79-01-6	Trichloroethylene	ND		ug/L	0.57	5.0	1	EPA SW846-8260B	10/17/2011 19:14	10/17/2011 19:14	SS
75-69-4	Trichlorofluoromethane	ND		ug/L	0.91	5.0	1	EPA SW846-8260B	10/17/2011 19:14	10/17/2011 19:14	SS
75-01-4	Vinyl Chloride	ND		ug/L	0.97	5.0	1	EPA SW846-8260B	10/17/2011 19:14	10/17/2011 19:14	SS
1330-20-7	Xylenes, Total	ND		ug/L	1.0	15	1	EPA SW846-8260B	10/17/2011 19:14	10/17/2011 19:14	SS
	Surrogate Recoveries	Result			Acceptance Range						
17060-07-0	Surrogate: 1,2-Dichloroethane-d4	93.3 %			75.7-121						
460-00-4	Surrogate: p-Bromofluorobenzene	93.2 %			71.3-131						
2037-26-5	Surrogate: Toluene-d8	99.8 %			86.7-112						

Sample Information

Client Sample ID: WQ101111:1125NP2-7

York Sample ID: 11J0451-02

York Project (SDG) No.
11J0451

Client Project ID
Rowe Industries

Matrix
Water

Collection Date/Time
October 11, 2011 11:25 am

Date Received
10/13/2011

Iron, Dissolved by EPA 6010

Sample Notes:

Sample Prepared by Method: EPA SW 846-3010A

CAS No.	Parameter	Result	Flag	Units	MDL	RL	Dilution	Reference Method	Date/Time Prepared	Date/Time Analyzed	Analyst
7439-89-6	Iron	0.0747		mg/L	0.00550	0.0100	1	EPA SW846-6010B	10/17/2011 15:35	10/17/2011 18:02	MW

Iron by EPA 200.7

Sample Notes:

Sample Prepared by Method: EPA SW 846-3010A

CAS No.	Parameter	Result	Flag	Units	MDL	RL	Dilution	Reference Method	Date/Time Prepared	Date/Time Analyzed	Analyst
7439-89-6	Iron	1.78		mg/L	0.00550	0.0100	1	EPA 200.7	10/17/2011 15:35	10/17/2011 18:06	MW

YORK

ANALYTICAL LABORATORIES, INC.

Analytical Batch Summary

Batch ID: BJ10554

Preparation Method: EPA SW 846-3010A

Prepared By: MW

YORK Sample ID	Client Sample ID	Preparation Date
11J0450-01	WQ101111:1130NP2-10	10/17/11
11J0450-01	WQ101111:1130NP2-10	10/17/11
BJ10554-BLK1	Blank	10/17/11
BJ10554-BLK1	Blank	10/17/11
BJ10554-DUP1	Duplicate	10/17/11
BJ10554-DUP1	Duplicate	10/17/11
BJ10554-MS1	Matrix Spike	10/17/11
BJ10554-MS1	Matrix Spike	10/17/11
BJ10554-SRM1	Reference	10/17/11
BJ10554-SRM1	Reference	10/17/11

Batch ID: BJ10576

Preparation Method: EPA 5030B

Prepared By: AY

YORK Sample ID	Client Sample ID	Preparation Date
11J0451-01	WQ101111:1120NY2-6	10/17/11
11J0451-02	WQ101111:1125NP2-7	10/17/11
BJ10576-BLK1	Blank	10/17/11
BJ10576-BS1	LCS	10/17/11
BJ10576-BSD1	LCS Dup	10/17/11

Batch ID: BJ10598

Preparation Method: EPA 5030B

Prepared By: AY

YORK Sample ID	Client Sample ID	Preparation Date
11J0450-01	WQ101111:1130NP2-10	10/18/11
BJ10598-BLK1	Blank	10/18/11
BJ10598-BS1	LCS	10/17/11
BJ10598-BSD1	LCS Dup	10/18/11

Batch ID: BJ10611

Preparation Method: EPA SW 846-3010A

Prepared By: MW

YORK Sample ID	Client Sample ID	Preparation Date
11J0451-01	WQ101111:1120NY2-6	10/17/11
11J0451-01	WQ101111:1120NY2-6	10/17/11
11J0451-02	WQ101111:1125NP2-7	10/17/11
11J0451-02	WQ101111:1125NP2-7	10/17/11
BJ10611-BLK1	Blank	10/17/11
BJ10611-BLK1	Blank	10/17/11
BJ10611-SRM1	Reference	10/17/11
BJ10611-SRM1	Reference	10/17/11

Batch ID: BJ10658

Preparation Method: % Solids Prep

Prepared By: AMC

YORK Sample ID	Client Sample ID	Preparation Date
11J0450-01	WQ101111:1130NP2-10	10/18/11
BJ10658-BLK1	Blank	10/18/11
BJ10658-DUP1	Duplicate	10/18/11

YORK

ANALYTICAL LABORATORIES, INC.

Volatile Organic Compounds by EPA SW846-8260B - Quality Control Data

York Analytical Laboratories, Inc.

Analyte	Result	Reporting Limit	Units	Spike Level	Source* Result	%REC	%REC Limits	Flag	RPD	RPD Limit	Flag
---------	--------	--------------------	-------	----------------	-------------------	------	----------------	------	-----	--------------	------

Batch BJ10576 - EPA 5030B

Blank (BJ10576-BLK1)

Prepared & Analyzed: 10/17/2011

1,1,1,2-Tetrachloroethane	ND	5.0	ug/L								
1,1,1-Trichloroethane	ND	5.0	"								
1,1,2,2-Tetrachloroethane	ND	5.0	"								
1,1,2-Trichloro-1,2,2-trifluoroethane (Freon 113)	ND	5.0	"								
1,1,2-Trichloroethane	ND	5.0	"								
1,1-Dichloroethane	ND	5.0	"								
1,1-Dichloroethylene	ND	5.0	"								
1,1-Dichloropropylene	ND	5.0	"								
1,2,3-Trichlorobenzene	ND	10	"								
1,2,3-Trichloropropane	ND	5.0	"								
1,2,4-Trichlorobenzene	ND	10	"								
1,2,4-Trimethylbenzene	ND	5.0	"								
1,2-Dibromo-3-chloropropane	ND	10	"								
1,2-Dibromoethane	ND	5.0	"								
1,2-Dichlorobenzene	ND	5.0	"								
1,2-Dichloroethane	ND	5.0	"								
1,2-Dichloropropane	ND	5.0	"								
1,3,5-Trimethylbenzene	ND	5.0	"								
1,3-Dichlorobenzene	ND	5.0	"								
1,3-Dichloropropane	ND	5.0	"								
1,4-Dichlorobenzene	ND	5.0	"								
2,2-Dichloropropane	ND	5.0	"								
2-Chlorotoluene	ND	5.0	"								
4-Chlorotoluene	ND	5.0	"								
Benzene	ND	5.0	"								
Bromobenzene	ND	5.0	"								
Bromochloromethane	ND	5.0	"								
Bromodichloromethane	ND	5.0	"								
Bromoform	ND	5.0	"								
Bromomethane	ND	5.0	"								
Carbon tetrachloride	ND	5.0	"								
Chlorobenzene	ND	5.0	"								
Chloroethane	ND	5.0	"								
Chloroform	ND	5.0	"								
Chloromethane	ND	5.0	"								
cis-1,2-Dichloroethylene	ND	5.0	"								
cis-1,3-Dichloropropylene	ND	5.0	"								
Dibromochloromethane	ND	5.0	"								
Dibromomethane	ND	5.0	"								
Dichlorodifluoromethane	ND	5.0	"								
Ethyl Benzene	ND	5.0	"								
Hexachlorobutadiene	ND	5.0	"								
Isopropylbenzene	ND	5.0	"								
Methyl tert-butyl ether (MTBE)	ND	5.0	"								
Methylene chloride	5.8	10	"								
Naphthalene	ND	10	"								
n-Butylbenzene	ND	5.0	"								
n-Propylbenzene	ND	5.0	"								
o-Xylene	ND	5.0	"								
p- & m- Xylenes	ND	10	"								
p-Isopropyltoluene	ND	5.0	"								
sec-Butylbenzene	ND	5.0	"								
Styrene	ND	5.0	"								

Volatile Organic Compounds by EPA SW846-8260B - Quality Control Data

York Analytical Laboratories, Inc.

Analyte	Result	Reporting Limit	Units	Spike Level	Source* Result	%REC	%REC Limits	Flag	RPD	RPD Limit	Flag
---------	--------	-----------------	-------	-------------	----------------	------	-------------	------	-----	-----------	------

Batch BJ10576 - EPA 5030B

Blank (BJ10576-BLK1)

Prepared & Analyzed: 10/17/2011

tert-Butylbenzene	ND	5.0	ug/L							
Tetrachloroethylene	ND	5.0	"							
Toluene	ND	5.0	"							
trans-1,2-Dichloroethylene	ND	5.0	"							
trans-1,3-Dichloropropylene	ND	5.0	"							
Trichloroethylene	ND	5.0	"							
Trichlorofluoromethane	ND	5.0	"							
Vinyl Chloride	ND	5.0	"							
Xylenes, Total	ND	15	"							

<i>Surrogate: 1,2-Dichloroethane-d4</i>	47.2		"	50.0		94.4	75.7-121			
<i>Surrogate: p-Bromofluorobenzene</i>	48.1		"	50.0		96.3	71.3-131			
<i>Surrogate: Toluene-d8</i>	50.2		"	50.0		100	86.7-112			

LCS (BJ10576-BS1)

Prepared & Analyzed: 10/17/2011

1,1,1,2-Tetrachloroethane	54		ug/L	50.0		109	82.3-130			
1,1,1-Trichloroethane	50		"	50.0		101	75.6-137			
1,1,2,2-Tetrachloroethane	53		"	50.0		107	71.3-131			
1,1,2-Trichloro-1,2,2-trifluoroethane (Freon 113)	56		"	50.0		111	71.1-129			
1,1,2-Trichloroethane	52		"	50.0		103	74.5-129			
1,1-Dichloroethane	52		"	50.0		104	79.6-132			
1,1-Dichloroethylene	52		"	50.0		105	80.2-146			
1,1-Dichloropropylene	54		"	50.0		108	75-136			
1,2,3-Trichlorobenzene	59		"	50.0		117	66.1-136			
1,2,3-Trichloropropane	49		"	50.0		98.3	63-131			
1,2,4-Trichlorobenzene	59		"	50.0		118	70.6-136			
1,2,4-Trimethylbenzene	55		"	50.0		110	75.3-135			
1,2-Dibromo-3-chloropropane	49		"	50.0		97.2	58.9-140			
1,2-Dibromoethane	54		"	50.0		109	79-130			
1,2-Dichlorobenzene	53		"	50.0		106	76.1-122			
1,2-Dichloroethane	47		"	50.0		94.9	74.6-132			
1,2-Dichloropropane	53		"	50.0		106	76.9-129			
1,3,5-Trimethylbenzene	51		"	50.0		102	70.6-127			
1,3-Dichlorobenzene	54		"	50.0		107	77-124			
1,3-Dichloropropane	53		"	50.0		106	75.8-126			
1,4-Dichlorobenzene	54		"	50.0		108	76.6-125			
2,2-Dichloropropane	51		"	50.0		101	69-133			
2-Chlorotoluene	47		"	50.0		94.3	66.3-119			
4-Chlorotoluene	50		"	50.0		100	69.2-127			
Benzene	53		"	50.0		107	76.2-129			
Bromobenzene	50		"	50.0		100	71.3-123			
Bromochloromethane	50		"	50.0		101	70.8-137			
Bromodichloromethane	51		"	50.0		102	79.7-134			
Bromoform	54		"	50.0		108	70.5-141			
Bromomethane	44		"	50.0		87.2	43.9-147			
Carbon tetrachloride	51		"	50.0		102	78.1-138			
Chlorobenzene	53		"	50.0		105	80.4-125			
Chloroethane	42		"	50.0		83.1	55.8-140			
Chloroform	52		"	50.0		103	76.6-133			
Chloromethane	38		"	50.0		75.2	48.8-115			
cis-1,2-Dichloroethylene	54		"	50.0		107	75.1-128			
cis-1,3-Dichloropropylene	50		"	50.0		101	74.5-128			
Dibromochloromethane	54		"	50.0		108	79.8-134			
Dibromomethane	54		"	50.0		108	79-130			

Volatile Organic Compounds by EPA SW846-8260B - Quality Control Data

York Analytical Laboratories, Inc.

Analyte	Result	Reporting Limit	Units	Spike Level	Source* Result	%REC Limits	%REC Limits	Flag	RPD	RPD Limit	Flag
Batch BJ10576 - EPA 5030B											
LCS (BJ10576-BS1)											
						Prepared & Analyzed: 10/17/2011					
Dichlorodifluoromethane	35		ug/L	50.0		69.3	47.1-101				
Ethyl Benzene	54		"	50.0		109	80.8-128				
Hexachlorobutadiene	56		"	50.0		112	64.8-128				
Isopropylbenzene	55		"	50.0		109	75.5-135				
Methyl tert-butyl ether (MTBE)	50		"	50.0		100	65.1-140				
Methylene chloride	42		"	50.0		84.3	61.3-120				
Naphthalene	57		"	50.0		114	62.3-148				
n-Butylbenzene	49		"	50.0		97.8	67.2-123				
n-Propylbenzene	51		"	50.0		102	70.5-127				
o-Xylene	50		"	50.0		101	75.9-122				
p- & m- Xylenes	100		"	100		104	77.7-127				
p-Isopropyltoluene	54		"	50.0		108	75.6-129				
sec-Butylbenzene	52		"	50.0		103	71.5-125				
Styrene	52		"	50.0		103	77.8-123				
tert-Butylbenzene	60		"	50.0		120	75.9-151				
Tetrachloroethylene	55		"	50.0		110	63.6-167				
Toluene	54		"	50.0		107	77-123				
trans-1,2-Dichloroethylene	52		"	50.0		104	76.3-139				
trans-1,3-Dichloropropylene	49		"	50.0		98.4	72.5-137				
Trichloroethylene	52		"	50.0		104	77.9-130				
Trichlorofluoromethane	44		"	50.0		88.3	57.4-133				
Vinyl Chloride	38		"	50.0		76.1	54.9-124				
<i>Surrogate: 1,2-Dichloroethane-d4</i>	46.6		"	50.0		93.1	75.7-121				
<i>Surrogate: p-Bromofluorobenzene</i>	50.6		"	50.0		101	71.3-131				
<i>Surrogate: Toluene-d8</i>	50.3		"	50.0		101	86.7-112				
LCS Dup (BJ10576-BSD1)											
						Prepared & Analyzed: 10/17/2011					
1,1,1,2-Tetrachloroethane	54		ug/L	50.0		107	82.3-130		1.80	21.1	
1,1,1-Trichloroethane	50		"	50.0		99.3	75.6-137		1.48	19.7	
1,1,2,2-Tetrachloroethane	54		"	50.0		108	71.3-131		1.79	20.8	
1,1,2-Trichloro-1,2,2-trifluoroethane (Freon 113)	53		"	50.0		106	71.1-129		5.31	21.7	
1,1,2-Trichloroethane	51		"	50.0		103	74.5-129		0.523	20.3	
1,1-Dichloroethane	52		"	50.0		104	79.6-132		0.615	20.6	
1,1-Dichloroethylene	52		"	50.0		103	80.2-146		1.83	20	
1,1-Dichloropropylene	54		"	50.0		108	75-136		0.260	19.3	
1,2,3-Trichlorobenzene	54		"	50.0		108	66.1-136		7.87	21.6	
1,2,3-Trichloropropane	48		"	50.0		97.0	63-131		1.35	23.9	
1,2,4-Trichlorobenzene	55		"	50.0		109	70.6-136		8.03	21.7	
1,2,4-Trimethylbenzene	53		"	50.0		106	75.3-135		3.48	18.8	
1,2-Dibromo-3-chloropropane	47		"	50.0		93.4	58.9-140		3.99	27.7	
1,2-Dibromoethane	55		"	50.0		111	79-130		1.88	23	
1,2-Dichlorobenzene	51		"	50.0		102	76.1-122		3.19	19.8	
1,2-Dichloroethane	48		"	50.0		96.7	74.6-132		1.90	20.2	
1,2-Dichloropropane	53		"	50.0		105	76.9-129		0.740	20.7	
1,3,5-Trimethylbenzene	50		"	50.0		99.4	70.6-127		2.64	18.9	
1,3-Dichlorobenzene	52		"	50.0		103	77-124		3.48	19.2	
1,3-Dichloropropane	53		"	50.0		105	75.8-126		0.398	22.1	
1,4-Dichlorobenzene	52		"	50.0		105	76.6-125		2.88	18.6	
2,2-Dichloropropane	49		"	50.0		98.6	69-133		2.84	19.8	
2-Chlorotoluene	46		"	50.0		91.7	66.3-119		2.75	21.6	
4-Chlorotoluene	49		"	50.0		97.2	69.2-127		2.90	19	
Benzene	52		"	50.0		105	76.2-129		1.70	19	
Bromobenzene	49		"	50.0		97.8	71.3-123		2.56	20.3	

Volatile Organic Compounds by EPA SW846-8260B - Quality Control Data

York Analytical Laboratories, Inc.

Analyte	Result	Reporting Limit	Units	Spike Level	Source* Result	%REC Limits	Flag	RPD	RPD Limit	Flag
Batch BJ10576 - EPA 5030B										
LCS Dup (BJ10576-BSD1)										
							Prepared & Analyzed: 10/17/2011			
Bromochloromethane	51		ug/L	50.0		101 70.8-137		0.515	23.9	
Bromodichloromethane	51		"	50.0		102 79.7-134		0.629	21	
Bromoform	53		"	50.0		106 70.5-141		2.11	21.8	
Bromomethane	45		"	50.0		90.8 43.9-147		4.05	28.4	
Carbon tetrachloride	50		"	50.0		101 78.1-138		0.868	20.1	
Chlorobenzene	52		"	50.0		104 80.4-125		0.914	19.9	
Chloroethane	42		"	50.0		83.6 55.8-140		0.528	23.3	
Chloroform	51		"	50.0		103 76.6-133		0.816	20.3	
Chloromethane	39		"	50.0		77.8 48.8-115		3.32	24.5	
cis-1,2-Dichloroethylene	53		"	50.0		107 75.1-128		0.280	20.5	
cis-1,3-Dichloropropylene	51		"	50.0		101 74.5-128		0.376	19.9	
Dibromochloromethane	53		"	50.0		106 79.8-134		1.65	21.3	
Dibromomethane	54		"	50.0		109 79-130		0.424	22.4	
Dichlorodifluoromethane	35		"	50.0		70.5 47.1-101		1.66	23.9	
Ethyl Benzene	53		"	50.0		106 80.8-128		1.99	19.2	
Hexachlorobutadiene	49		"	50.0		98.5 64.8-128		12.6	20.6	
Isopropylbenzene	53		"	50.0		106 75.5-135		2.98	20	
Methyl tert-butyl ether (MTBE)	49		"	50.0		98.9 65.1-140		1.53	23.6	
Methylene chloride	43		"	50.0		86.3 61.3-120		2.37	20.4	
Naphthalene	55		"	50.0		111 62.3-148		2.95	27.1	
n-Butylbenzene	46		"	50.0		92.6 67.2-123		5.51	19.1	
n-Propylbenzene	49		"	50.0		98.4 70.5-127		3.83	23.4	
o-Xylene	50		"	50.0		100 75.9-122		0.219	19.3	
p- & m- Xylenes	100		"	100		105 77.7-127		0.996	18.6	
p-Isopropyltoluene	52		"	50.0		103 75.6-129		4.10	19.1	
sec-Butylbenzene	50		"	50.0		99.8 71.5-125		3.56	18.9	
Styrene	52		"	50.0		103 77.8-123		0.155	20.9	
tert-Butylbenzene	58		"	50.0		117 75.9-151		2.80	20.9	
Tetrachloroethylene	55		"	50.0		110 63.6-167		0.745	27.7	
Toluene	53		"	50.0		106 77-123		0.618	18.7	
trans-1,2-Dichloroethylene	52		"	50.0		104 76.3-139		0.135	19.5	
trans-1,3-Dichloropropylene	50		"	50.0		100 72.5-137		1.79	19.3	
Trichloroethylene	52		"	50.0		104 77.9-130		0.616	20.5	
Trichlorofluoromethane	44		"	50.0		87.2 57.4-133		1.25	21.4	
Vinyl Chloride	39		"	50.0		78.0 54.9-124		2.41	22.3	
<i>Surrogate: 1,2-Dichloroethane-d4</i>	<i>46.1</i>		<i>"</i>	<i>50.0</i>		<i>92.2 75.7-121</i>				
<i>Surrogate: p-Bromofluorobenzene</i>	<i>49.6</i>		<i>"</i>	<i>50.0</i>		<i>99.1 71.3-131</i>				
<i>Surrogate: Toluene-d8</i>	<i>50.1</i>		<i>"</i>	<i>50.0</i>		<i>100 86.7-112</i>				

Volatile Organic Compounds by EPA SW846-8260B - Quality Control Data

York Analytical Laboratories, Inc.

Analyte	Result	Reporting Limit	Units	Spike Level	Source* Result	%REC	%REC Limits	Flag	RPD	RPD Limit	Flag
---------	--------	-----------------	-------	-------------	----------------	------	-------------	------	-----	-----------	------

Batch BJ10598 - EPA 5030B

Blank (BJ10598-BLK1)

Prepared & Analyzed: 10/18/2011

1,1,1,2-Tetrachloroethane	ND	5.0	ug/L								
1,1,1-Trichloroethane	ND	5.0	"								
1,1,2,2-Tetrachloroethane	ND	5.0	"								
1,1,2-Trichloro-1,2,2-trifluoroethane (Freon 113)	ND	5.0	"								
1,1,2-Trichloroethane	ND	5.0	"								
1,1-Dichloroethane	ND	5.0	"								
1,1-Dichloroethylene	ND	5.0	"								
1,1-Dichloropropylene	ND	5.0	"								
1,2,3-Trichlorobenzene	ND	10	"								
1,2,3-Trichloropropane	ND	5.0	"								
1,2,4-Trichlorobenzene	ND	10	"								
1,2,4-Trimethylbenzene	ND	5.0	"								
1,2-Dibromo-3-chloropropane	ND	10	"								
1,2-Dibromoethane	ND	5.0	"								
1,2-Dichlorobenzene	ND	5.0	"								
1,2-Dichloroethane	ND	5.0	"								
1,2-Dichloropropane	ND	5.0	"								
1,3,5-Trimethylbenzene	ND	5.0	"								
1,3-Dichlorobenzene	ND	5.0	"								
1,3-Dichloropropane	ND	5.0	"								
1,4-Dichlorobenzene	ND	5.0	"								
2,2-Dichloropropane	ND	5.0	"								
2-Chlorotoluene	ND	5.0	"								
4-Chlorotoluene	ND	5.0	"								
Benzene	ND	5.0	"								
Bromobenzene	ND	5.0	"								
Bromochloromethane	ND	5.0	"								
Bromodichloromethane	ND	5.0	"								
Bromoform	ND	5.0	"								
Bromomethane	ND	5.0	"								
Carbon tetrachloride	ND	5.0	"								
Chlorobenzene	ND	5.0	"								
Chloroethane	ND	5.0	"								
Chloroform	ND	5.0	"								
Chloromethane	ND	5.0	"								
cis-1,2-Dichloroethylene	ND	5.0	"								
cis-1,3-Dichloropropylene	ND	5.0	"								
Dibromochloromethane	ND	5.0	"								
Dibromomethane	ND	5.0	"								
Dichlorodifluoromethane	ND	5.0	"								
Ethyl Benzene	ND	5.0	"								
Hexachlorobutadiene	ND	5.0	"								
Isopropylbenzene	ND	5.0	"								
Methyl tert-butyl ether (MTBE)	ND	5.0	"								
Methylene chloride	8.1	10	"								
Naphthalene	ND	10	"								
n-Butylbenzene	ND	5.0	"								
n-Propylbenzene	ND	5.0	"								
o-Xylene	ND	5.0	"								
p- & m- Xylenes	ND	10	"								
p-Isopropyltoluene	ND	5.0	"								
sec-Butylbenzene	ND	5.0	"								
Styrene	ND	5.0	"								

Volatile Organic Compounds by EPA SW846-8260B - Quality Control Data

York Analytical Laboratories, Inc.

Analyte	Result	Reporting Limit	Units	Spike Level	Source* Result	%REC	%REC Limits	Flag	RPD	RPD Limit	Flag
---------	--------	-----------------	-------	-------------	----------------	------	-------------	------	-----	-----------	------

Batch BJ10598 - EPA 5030B

Blank (BJ10598-BLK1)

Prepared & Analyzed: 10/18/2011

tert-Butylbenzene	ND	5.0	ug/L								
Tetrachloroethylene	ND	5.0	"								
Toluene	ND	5.0	"								
trans-1,2-Dichloroethylene	ND	5.0	"								
trans-1,3-Dichloropropylene	ND	5.0	"								
Trichloroethylene	ND	5.0	"								
Trichlorofluoromethane	ND	5.0	"								
Vinyl Chloride	ND	5.0	"								
Xylenes, Total	ND	15	"								

<i>Surrogate: 1,2-Dichloroethane-d4</i>	54.5		"	50.0		109	75.7-121				
<i>Surrogate: p-Bromofluorobenzene</i>	48.6		"	50.0		97.3	71.3-131				
<i>Surrogate: Toluene-d8</i>	47.3		"	50.0		94.5	86.7-112				

LCS (BJ10598-BS1)

Prepared & Analyzed: 10/17/2011

1,1,1,2-Tetrachloroethane	48		ug/L	50.0		95.2	82.3-130				
1,1,1-Trichloroethane	51		"	50.0		102	75.6-137				
1,1,2,2-Tetrachloroethane	40		"	50.0		80.4	71.3-131				
1,1,2-Trichloro-1,2,2-trifluoroethane (Freon 113)	44		"	50.0		87.9	71.1-129				
1,1,2-Trichloroethane	44		"	50.0		88.9	74.5-129				
1,1-Dichloroethane	49		"	50.0		98.0	79.6-132				
1,1-Dichloroethylene	44		"	50.0		87.6	80.2-146				
1,1-Dichloropropylene	49		"	50.0		99.0	75-136				
1,2,3-Trichlorobenzene	45		"	50.0		89.3	66.1-136				
1,2,3-Trichloropropane	42		"	50.0		83.8	63-131				
1,2,4-Trichlorobenzene	45		"	50.0		89.9	70.6-136				
1,2,4-Trimethylbenzene	46		"	50.0		91.2	75.3-135				
1,2-Dibromo-3-chloropropane	43		"	50.0		86.9	58.9-140				
1,2-Dibromoethane	48		"	50.0		96.9	79-130				
1,2-Dichlorobenzene	42		"	50.0		84.6	76.1-122				
1,2-Dichloroethane	51		"	50.0		102	74.6-132				
1,2-Dichloropropane	42		"	50.0		83.5	76.9-129				
1,3,5-Trimethylbenzene	43		"	50.0		85.2	70.6-127				
1,3-Dichlorobenzene	43		"	50.0		85.0	77-124				
1,3-Dichloropropane	46		"	50.0		91.5	75.8-126				
1,4-Dichlorobenzene	43		"	50.0		85.5	76.6-125				
2,2-Dichloropropane	48		"	50.0		96.3	69-133				
2-Chlorotoluene	40		"	50.0		81.0	66.3-119				
4-Chlorotoluene	42		"	50.0		84.3	69.2-127				
Benzene	47		"	50.0		93.3	76.2-129				
Bromobenzene	48		"	50.0		96.6	71.3-123				
Bromochloromethane	48		"	50.0		96.8	70.8-137				
Bromodichloromethane	47		"	50.0		94.6	79.7-134				
Bromoform	46		"	50.0		91.1	70.5-141				
Bromomethane	45		"	50.0		89.8	43.9-147				
Carbon tetrachloride	52		"	50.0		105	78.1-138				
Chlorobenzene	46		"	50.0		92.9	80.4-125				
Chloroethane	38		"	50.0		76.9	55.8-140				
Chloroform	50		"	50.0		99.7	76.6-133				
Chloromethane	37		"	50.0		73.3	48.8-115				
cis-1,2-Dichloroethylene	48		"	50.0		95.1	75.1-128				
cis-1,3-Dichloropropylene	42		"	50.0		84.8	74.5-128				
Dibromochloromethane	48		"	50.0		95.5	79.8-134				
Dibromomethane	49		"	50.0		97.0	79-130				

Volatile Organic Compounds by EPA SW846-8260B - Quality Control Data

York Analytical Laboratories, Inc.

Analyte	Result	Reporting Limit	Units	Spike Level	Source*		%REC Limits	Flag	RPD	
					Result	%REC			RPD	Limit
Batch BJ10598 - EPA 5030B										
LCS (BJ10598-BS1)										
Prepared & Analyzed: 10/17/2011										
Dichlorodifluoromethane	34		ug/L	50.0	68.8		47.1-101			
Ethyl Benzene	49		"	50.0	97.7		80.8-128			
Hexachlorobutadiene	43		"	50.0	85.9		64.8-128			
Isopropylbenzene	45		"	50.0	90.2		75.5-135			
Methyl tert-butyl ether (MTBE)	47		"	50.0	94.8		65.1-140			
Methylene chloride	37		"	50.0	74.4		61.3-120			
Naphthalene	43		"	50.0	87.0		62.3-148			
n-Butylbenzene	41		"	50.0	81.3		67.2-123			
n-Propylbenzene	44		"	50.0	87.5		70.5-127			
o-Xylene	48		"	50.0	95.3		75.9-122			
p- & m- Xylenes	99		"	100	99.1		77.7-127			
p-Isopropyltoluene	45		"	50.0	89.4		75.6-129			
sec-Butylbenzene	43		"	50.0	86.8		71.5-125			
Styrene	46		"	50.0	92.8		77.8-123			
tert-Butylbenzene	55		"	50.0	110		75.9-151			
Tetrachloroethylene	56		"	50.0	112		63.6-167			
Toluene	47		"	50.0	93.3		77-123			
trans-1,2-Dichloroethylene	49		"	50.0	97.4		76.3-139			
trans-1,3-Dichloropropylene	44		"	50.0	87.6		72.5-137			
Trichloroethylene	46		"	50.0	92.9		77.9-130			
Trichlorofluoromethane	42		"	50.0	84.3		57.4-133			
Vinyl Chloride	34		"	50.0	68.5		54.9-124			
<i>Surrogate: 1,2-Dichloroethane-d4</i>	53.6		"	50.0	107		75.7-121			
<i>Surrogate: p-Bromofluorobenzene</i>	49.3		"	50.0	98.7		71.3-131			
<i>Surrogate: Toluene-d8</i>	49.3		"	50.0	98.6		86.7-112			
LCS Dup (BJ10598-BSD1)										
Prepared & Analyzed: 10/18/2011										
1,1,1,2-Tetrachloroethane	57		ug/L	50.0	114		82.3-130		18.2	21.1
1,1,1-Trichloroethane	58		"	50.0	117		75.6-137		13.0	19.7
1,1,2,2-Tetrachloroethane	48		"	50.0	96.9		71.3-131		18.6	20.8
1,1,2-Trichloro-1,2,2-trifluoroethane (Freon 113)	51		"	50.0	101		71.1-129		14.1	21.7
1,1,2-Trichloroethane	53		"	50.0	105		74.5-129		17.0	20.3
1,1-Dichloroethane	54		"	50.0	107		79.6-132		9.19	20.6
1,1-Dichloroethylene	51		"	50.0	102		80.2-146		15.1	20
1,1-Dichloropropylene	55		"	50.0	110		75-136		10.3	19.3
1,2,3-Trichlorobenzene	54		"	50.0	108		66.1-136		18.7	21.6
1,2,3-Trichloropropane	49		"	50.0	99.0		63-131		16.6	23.9
1,2,4-Trichlorobenzene	54		"	50.0	108		70.6-136		18.1	21.7
1,2,4-Trimethylbenzene	54		"	50.0	108		75.3-135		16.9	18.8
1,2-Dibromo-3-chloropropane	52		"	50.0	104		58.9-140		17.8	27.7
1,2-Dibromoethane	58		"	50.0	116		79-130		17.6	23
1,2-Dichlorobenzene	51		"	50.0	102		76.1-122		19.2	19.8
1,2-Dichloroethane	57		"	50.0	114		74.6-132		11.2	20.2
1,2-Dichloropropane	52		"	50.0	103		76.9-129		21.3	20.7
1,3,5-Trimethylbenzene	50		"	50.0	101		70.6-127		16.9	18.9
1,3-Dichlorobenzene	51		"	50.0	102		77-124		17.7	19.2
1,3-Dichloropropane	53		"	50.0	106		75.8-126		15.0	22.1
1,4-Dichlorobenzene	51		"	50.0	102		76.6-125		17.3	18.6
2,2-Dichloropropane	52		"	50.0	104		69-133		8.06	19.8
2-Chlorotoluene	48		"	50.0	96.9		66.3-119		17.9	21.6
4-Chlorotoluene	50		"	50.0	99.6		69.2-127		16.7	19
Benzene	52		"	50.0	103		76.2-129		10.1	19
Bromobenzene	58		"	50.0	116		71.3-123		18.4	20.3

Volatile Organic Compounds by EPA SW846-8260B - Quality Control Data

York Analytical Laboratories, Inc.

Analyte	Result	Reporting Limit	Units	Spike Level	Source* Result	%REC Limits	Flag	RPD	RPD Limit	Flag
Batch BJ10598 - EPA 5030B										
LCS Dup (BJ10598-BSD1)										
							Prepared & Analyzed: 10/18/2011			
Bromochloromethane	52		ug/L	50.0		105 70.8-137		7.98	23.9	
Bromodichloromethane	56		"	50.0		111 79.7-134		16.3	21	
Bromoform	55		"	50.0		109 70.5-141		18.1	21.8	
Bromomethane	46		"	50.0		91.8 43.9-147		2.18	28.4	
Carbon tetrachloride	57		"	50.0		114 78.1-138		8.39	20.1	
Chlorobenzene	55		"	50.0		109 80.4-125		16.4	19.9	
Chloroethane	26		"	50.0		52.9 55.8-140	Low Bias	37.0	23.3	Non-dir.
Chloroform	54		"	50.0		108 76.6-133		8.39	20.3	
Chloromethane	40		"	50.0		79.8 48.8-115		8.49	24.5	
cis-1,2-Dichloroethylene	52		"	50.0		103 75.1-128		8.01	20.5	
cis-1,3-Dichloropropylene	51		"	50.0		101 74.5-128		17.8	19.9	
Dibromochloromethane	56		"	50.0		113 79.8-134		16.8	21.3	
Dibromomethane	57		"	50.0		114 79-130		16.4	22.4	
Dichlorodifluoromethane	37		"	50.0		74.9 47.1-101		8.52	23.9	
Ethyl Benzene	58		"	50.0		115 80.8-128		16.4	19.2	
Hexachlorobutadiene	51		"	50.0		102 64.8-128		17.5	20.6	
Isopropylbenzene	53		"	50.0		106 75.5-135		16.0	20	
Methyl tert-butyl ether (MTBE)	52		"	50.0		104 65.1-140		9.58	23.6	
Methylene chloride	40		"	50.0		79.6 61.3-120		6.65	20.4	
Naphthalene	54		"	50.0		107 62.3-148		20.8	27.1	
n-Butylbenzene	47		"	50.0		93.2 67.2-123		13.6	19.1	
n-Propylbenzene	51		"	50.0		102 70.5-127		15.7	23.4	
o-Xylene	56		"	50.0		112 75.9-122		15.7	19.3	
p- & m- Xylenes	120		"	100		116 77.7-127		15.5	18.6	
p-Isopropyltoluene	52		"	50.0		104 75.6-129		14.7	19.1	
sec-Butylbenzene	50		"	50.0		101 71.5-125		14.6	18.9	
Styrene	55		"	50.0		110 77.8-123		17.1	20.9	
tert-Butylbenzene	65		"	50.0		131 75.9-151		17.5	20.9	
Tetrachloroethylene	62		"	50.0		125 63.6-167		10.7	27.7	
Toluene	54		"	50.0		108 77-123		14.8	18.7	
trans-1,2-Dichloroethylene	53		"	50.0		106 76.3-139		8.23	19.5	
trans-1,3-Dichloropropylene	52		"	50.0		103 72.5-137		16.3	19.3	
Trichloroethylene	54		"	50.0		107 77.9-130		14.5	20.5	
Trichlorofluoromethane	47		"	50.0		93.0 57.4-133		9.83	21.4	
Vinyl Chloride	38		"	50.0		76.1 54.9-124		10.5	22.3	
<i>Surrogate: 1,2-Dichloroethane-d4</i>	<i>51.4</i>		<i>"</i>	<i>50.0</i>		<i>103 75.7-121</i>				
<i>Surrogate: p-Bromofluorobenzene</i>	<i>49.9</i>		<i>"</i>	<i>50.0</i>		<i>99.8 71.3-131</i>				
<i>Surrogate: Toluene-d8</i>	<i>49.8</i>		<i>"</i>	<i>50.0</i>		<i>99.7 86.7-112</i>				

YORK

ANALYTICAL LABORATORIES, INC.

Metals by EPA 6000 Series Methods - Quality Control Data

York Analytical Laboratories, Inc.

Analyte	Result	Reporting Limit	Units	Spike Level	Source* Result	%REC	%REC Limits	Flag	RPD	RPD Limit	Flag
Batch BJ10554 - EPA SW 846-3010A											
Blank (BJ10554-BLK1)											
								Prepared & Analyzed: 10/17/2011			
Iron	ND	0.0100	mg/L								
Duplicate (BJ10554-DUP1)											
								*Source sample: 11J0450-01 (WQ101111:1130NP2-10)			
								Prepared & Analyzed: 10/17/2011			
Iron	0.135	0.0100	mg/L		0.135				0.0325	20	
Matrix Spike (BJ10554-MS1)											
								*Source sample: 11J0450-01 (WQ101111:1130NP2-10)			
								Prepared & Analyzed: 10/17/2011			
Iron	1.20	0.0100	mg/L	1.00	0.135	107	75-125				
Reference (BJ10554-SRM1)											
								Prepared & Analyzed: 10/17/2011			
Iron	0.593	0.0100	mg/L	0.589		101	87.9-113				
Batch BJ10611 - EPA SW 846-3010A											
Blank (BJ10611-BLK1)											
								Prepared & Analyzed: 10/17/2011			
Iron	ND	0.0100	mg/L								
Reference (BJ10611-SRM1)											
								Prepared & Analyzed: 10/17/2011			
Iron	0.584	0.0100	mg/L	0.589		99.1	87.9-113				

YORK

ANALYTICAL LABORATORIES, INC.

Metals by EPA 200 Series Methods - Quality Control Data

York Analytical Laboratories, Inc.

Analyte	Result	Reporting Limit	Units	Spike Level	Source* Result	%REC	%REC Limits	Flag	RPD	RPD Limit	Flag
Batch BJ10554 - EPA SW 846-3010A											
Blank (BJ10554-BLK1)											
								Prepared & Analyzed: 10/17/2011			
Iron	ND	0.0100	mg/L								
Duplicate (BJ10554-DUP1)											
								Prepared & Analyzed: 10/17/2011			
*Source sample: 11J0450-01 (WQ101111:1130NP2-10)											
Iron	3.57	0.0100	mg/L		4.43				21.4	20	Non-dir.
Matrix Spike (BJ10554-MS1)											
								Prepared & Analyzed: 10/17/2011			
*Source sample: 11J0450-01 (WQ101111:1130NP2-10)											
Iron	6.59	0.0100	mg/L	1.00	4.43	216	75-125	High Bias			
Reference (BJ10554-SRM1)											
								Prepared & Analyzed: 10/17/2011			
Iron	0.593	0.0100	mg/L	0.589		101	87.9-113				
Batch BJ10611 - EPA SW 846-3010A											
Blank (BJ10611-BLK1)											
								Prepared & Analyzed: 10/17/2011			
Iron	ND	0.0100	mg/L								
Reference (BJ10611-SRM1)											
								Prepared & Analyzed: 10/17/2011			
Iron	0.584	0.0100	mg/L	0.589		99.1	87.9-113				

Miscellaneous Physical/Conventional Chemistry Parameters - Quality Control Data

York Analytical Laboratories, Inc.

Analyte	Result	Reporting Limit	Units	Spike Level	Source* Result	%REC Limits	Flag	RPD Limit	Flag
Batch BJ10658 - % Solids Prep									
Blank (BJ10658-BLK1)							Prepared: 10/18/2011 Analyzed: 10/19/2011		
Total Dissolved Solids	ND	1.00	mg/L						
Duplicate (BJ10658-DUP1)							Prepared: 10/18/2011 Analyzed: 10/19/2011		
*Source sample: 11J0450-01 (WQ101111:1130NP2-10)									
Total Dissolved Solids	135	1.00	mg/L		125			7.69	15

Notes and Definitions

J	Detected below the Reporting Limit but greater than or equal to the Method Detection Limit (MDL); therefore, the result is an estimated concentration.
J	Detected below the Reporting Limit but greater than or equal to the Method Detection Limit (MDL); therefore, the result is an estimated concentration.
B	Analyte is found in the associated analysis batch blank. For volatiles, methylene chloride and acetone are common lab contaminants. Data users should consider anything <10x the blank value as artifact.
B	Analyte is found in the associated analysis batch blank. For volatiles, methylene chloride and acetone are common lab contaminants. Data users should consider anything <10x the blank value as artifact.

ND	Analyte NOT DETECTED at the stated Reporting Limit (RL) or above.
RL	REPORTING LIMIT - the minimum reportable value based upon the lowest point in the analyte calibration curve.
MDL	METHOD DETECTION LIMIT - the minimum concentration that can be measured and reported with a 99% confidence that the concentration is greater than zero. If requested or required, a value reported below the RL and above the MDL is considered estimated and is noted with a "J" flag.
NR	Not reported
RPD	Relative Percent Difference
Wet	The data has been reported on an as-received (wet weight) basis
Low Bias	Low Bias flag indicates that the recovery of the flagged analyte is below the laboratory or regulatory lower control limit. The data user should take note that this analyte may be biased low but should evaluate multiple lines of evidence including the LCS and site-specific MS/MSD data to draw bias conclusions. In cases where no site-specific MS/MSD was requested, only the LCS data can be used to evaluate such bias.
High Bias	High Bias flag indicates that the recovery of the flagged analyte is above the laboratory or regulatory upper control limit. The data user should take note that this analyte may be biased high but should evaluate multiple lines of evidence including the LCS and site-specific MS/MSD data to draw bias conclusions. In cases where no site-specific MS/MSD was requested, only the LCS data can be used to evaluate such bias.
Non-Dir.	Non-dir. flag (Non-Directional Bias) indicates that the Relative Percent Difference (RPD) (a measure of precision) among the MS and MSD data is outside the laboratory or regulatory control limit. This alerts the data user where the MS and MSD are from site-specific samples that the RPD is high due to either non-homogeneous distribution of target analyte between the MS/MSD or indicates poor reproducibility for other reasons.

Corrective Action: Date Sampled Not Indicated on Chain-of-Custody - JG 10/14/2011

Field Chain-of-Custody Record

York Project No. 1150450

NOTE: York's Std. Terms & Conditions are listed on the back side of this document. This document serves as your written authorization to York to proceed with the analyses requested and your signature binds you to York's Std. Terms & Conditions unless superseded by written contract.

Client Information Company: <u>LBG</u> Address: <u>4 Research Drive, Suite 301, Shelton CT 06484</u> Phone no.: <u>203-929-8555</u> Contact Person <u>Tunde Sandor</u> E-mail Addr.: <u>Tsandor@lbgcl.com</u> FAX No.: <u>203-926-9740</u>		Report to: SAME <input checked="" type="checkbox"/> X Name: <u>Tunde Sandor</u> Company: <u>Same</u> Address: _____ E-mail: _____ Fax No.: _____		Invoice To: SAME <input type="checkbox"/> Name: <u>Mark Goldberg</u> Company: <u>Same</u> Address: _____ E-mail: <u>Mgoldberg@lbgcl.com</u> Fax No.: _____		Client Project ID Rowe Industries Purchase Order no. _____ NABSAG Samples from: <u>CT_NY_X_NJ</u>		Turn-Around Time RUSH Same Day RUSH Next Day RUSH Two Day RUSH Three Day RUSH Four Day Standard (5-7 days) <input checked="" type="checkbox"/> X OTHER _____		Report Type/Deliverables Summary X, pdf QA/QC Summary X, pdf CT RCP Pkg ASP A Pkg ASP B Pkg Excel EDD Special Instructions Field Filled <input type="checkbox"/> Lab to Filter <input type="checkbox"/>			
<p>Print Clearly and Legibly. All information must be complete. Samples will NOT be logged in until the turn-around time clock will not begin until any questions by York are resolved.</p>													
Matrix Codes S - soil Other - specify (oil, etc.) WW - wastewater GW - groundwater DW - drinking water Air-A - ambient air Air-SV - soil vapor		Volatiles 8260 full 624 STARS BTEX MTBE TCL list TAGM CT RCP Anom. Hflag. App.IX 8021B list		Semi-Volatiles 8270 or 625 STARS IBN Only Acids Only PAH TAGM CT RCP TCL list TICs App. IX SPUPortCLP 608 PCB 608 PCB		Metals PCRA8 RPP13 TAL CT15 Total Dissolved SPUPortCLP Air TO15 Air STARS Hg, Pb, As, Cd Air VPH Cr, Ni, Be, Fe Air TICs Se, Tl, Sb, Cu Methane Pb, Mn, As, Cr, Helium		Full Lists Pri. Poll. TPH GRO TPA DRO CT ETPH NY 310-13 TPH 418.1 Air TO14A Air TO15 Air STARS Hg, Pb, As, Cd Air VPH Cr, Ni, Be, Fe Air TICs Se, Tl, Sb, Cu Methane PCB BNA 608 PCB		Miscellaneous Parameters Nitrate Nitrite TKN Iza. Nitrogen Ammonia-N Chloride Phosphate Tot. Phos. COD Oil&Grease TSS F.O.G. pH MBAS TPH-IR		Container Description(s) 2x 2p 2x 2p 2x 3p	
Choose Analyses Needed from the Menu Above and Enter Below													
Fe by EPA 200.7 / Fe, Dissolved by EPA 6010 (SW846-6010B) / Total Solids (TSS) (SM-2540B) / VOCs, 8260 List (EPA SW845-8260B)		Fe by EPA 200.7 / Fe, Dissolved by EPA 6010 (SW846-6010B) / Total Solids (TSS) (SM-2540B) / VOCs, 8260 List (EPA SW845-8260B)		Fe by EPA 200.7 / Fe, Dissolved by EPA 6010 (SW846-6010B) / Total Solids (TSS) (SM-2540B) / VOCs, 8260 List (EPA SW845-8260B)		Fe by EPA 200.7 / Fe, Dissolved by EPA 6010 (SW846-6010B) / Total Solids (TSS) (SM-2540B) / VOCs, 8260 List (EPA SW845-8260B)		Fe by EPA 200.7 / Fe, Dissolved by EPA 6010 (SW846-6010B) / Total Solids (TSS) (SM-2540B) / VOCs, 8260 List (EPA SW845-8260B)		Fe by EPA 200.7 / Fe, Dissolved by EPA 6010 (SW846-6010B) / Total Solids (TSS) (SM-2540B) / VOCs, 8260 List (EPA SW845-8260B)			
WA101111: 1120 NY2-6		GW		1120		GW		1125		GW			
WA101111: 1125 NY2-7		GW		1125		GW		1130		GW			
WA101111: 1130 NY2-10		GW		1130		GW		1130		GW			
Comments Cool 4°C HNO3 H2SO4 NaOH NONE FROZEN Samples Relinquished By <u>Watwell Vale</u> Date/Time _____ Samples Relinquished By <u>Cheryl</u> Date/Time <u>10-15-11 13:30</u> Samples Relinquished By <u>[Signature]</u> Date/Time <u>10/13/11-1620</u> Samples Relinquished By _____ Date/Time _____													

Laboratory Chain-of-Custody Record

York Project (SDG) No.: 11J0451

Samples Received: 10/13/2011 16:20 By: John Gale Logged In: 10/14/2011 13:50 By: John Gale

Sample Conditions:	<input checked="" type="checkbox"/> Custody Seals	<input checked="" type="checkbox"/> Chain of Custody Form Received
	<input checked="" type="checkbox"/> Containers Intact	<input checked="" type="checkbox"/> Appropriate Sample Volumes Received
	<input checked="" type="checkbox"/> COC/Labels Agree	<input checked="" type="checkbox"/> Appropriate Sample Containers Submitted
	<input checked="" type="checkbox"/> Preservation Confirmed	<input checked="" type="checkbox"/> Samples Submitted within Holding Times
	<input checked="" type="checkbox"/> Cooler Temperature Confirmed	<input checked="" type="checkbox"/> Corrective Action Form Required
	<input type="checkbox"/> COC Complete	

Preparation Chain-of-Custody

Sample ID	Reason Prep	Prep Start Date	Prep End Date	Prep Analyst
11J0450-01	% Solids Prep	10/18/2011 14:23	10/18/2011 14:23	Amanda M Caminiti
11J0450-01	EPA 5030B	10/18/2011 10:33	10/18/2011 10:33	Alex Yaworowski
11J0450-01	EPA SW 846-3010A	10/17/2011 7:54	10/17/2011 7:54	Mike Woodfield
11J0450-01	EPA SW 846-3010A	10/17/2011 7:54	10/17/2011 7:54	Mike Woodfield

Preparation Chain-of-Custody

Sample ID	Reason Prep	Prep Start Date	Prep End Date	Prep Analyst
11J0451-01	EPA 5030B	10/17/2011 18:38	10/17/2011 18:38	Alex Yaworowski
11J0451-02	EPA 5030B	10/17/2011 19:14	10/17/2011 19:14	Alex Yaworowski
11J0451-01	EPA SW 846-3010A	10/17/2011 15:35	10/17/2011 15:35	Mike Woodfield
11J0451-01	EPA SW 846-3010A	10/17/2011 15:35	10/17/2011 15:35	Mike Woodfield
11J0451-02	EPA SW 846-3010A	10/17/2011 15:35	10/17/2011 15:35	Mike Woodfield
11J0451-02	EPA SW 846-3010A	10/17/2011 15:35	10/17/2011 15:35	Mike Woodfield

Analysis Chain-of-Custody

Sample ID	Reason Analysis	Analysis Start Date	Analysis End Date	Analyst
11J0450-01	Iron by EPA 200.7	10/17/2011 7:54	10/17/2011 10:55	Mike Woodfield
11J0450-01	Iron, Dissolved by EPA 6010	10/17/2011 7:54	10/17/2011 10:37	Mike Woodfield
11J0450-01	Total Dissolved Solids	10/18/2011 14:23	10/19/2011 14:23	Amanda M Caminiti
11J0450-01	Volatile Organics, 8260 List	10/18/2011 10:33	10/18/2011 10:33	Steve Swift

Analysis Chain-of-Custody

YORK

ANALYTICAL LABORATORIES, INC.

Sample ID	Reason Analysis	Analysis Start Date	Analysis End Date	Analyst
11J0451-01	Iron by EPA 200.7	10/17/2011 15:35	10/17/2011 17:57	Mike Woodfield
11J0451-02	Iron by EPA 200.7	10/17/2011 15:35	10/17/2011 18:06	Mike Woodfield
11J0451-01	Iron, Dissolved by EPA 6010	10/17/2011 15:35	10/17/2011 17:52	Mike Woodfield
11J0451-02	Iron, Dissolved by EPA 6010	10/17/2011 15:35	10/17/2011 18:02	Mike Woodfield
11J0451-01	Volatile Organics, 8260 List	10/17/2011 18:38	10/17/2011 18:38	Steve Swift
11J0451-02	Volatile Organics, 8260 List	10/17/2011 19:14	10/17/2011 19:14	Steve Swift

YORK

ANALYTICAL LABORATORIES, INC.

Technical Report

prepared for:

Leggette Brashears & Graham Shelton Office

4 Research Drive, Suite 301

Shelton CT, 06484

Attention: Tunde Sandor

Report Date: 10/26/2011

Client Project ID: Rowe Industries

York Project (SDG) No.: 11J0626

CT License No. PH-0723

New Jersey License No. CT-005



New York License No. 10854

PA License No. 68-04440

Report Date: 10/26/2011
Client Project ID: Rowe Industries
York Project (SDG) No.: 11J0626

Leggette Brashears & Graham Shelton Office
4 Research Drive, Suite 301
Shelton CT, 06484
Attention: Tunde Sandor

Purpose and Results

This report contains the analytical data for the sample(s) identified on the attached chain-of-custody received in our laboratory on October 19, 2011 and listed below. The project was identified as your project: **Rowe Industries**.

The analyses were conducted utilizing appropriate EPA, Standard Methods, and ASTM methods as detailed in the data summary tables.

All samples were received in proper condition meeting the customary acceptance requirements for environmental samples except those indicated under the Notes section of this report.

All analyses met the method and laboratory standard operating procedure requirements except as indicated by any data flags, the meaning of which are explained in the attachment to this report, and case narrative if applicable.

The results of the analyses, which are all reported on dry weight basis (soils) unless otherwise noted, are detailed in the following pages.

Please contact Client Services at 203.325.1371 with any questions regarding this report.

<u>York Sample ID</u>	<u>Client Sample ID</u>	<u>Matrix</u>	<u>Date Collected</u>	<u>Date Received</u>
11J0626-01	WQ101811:1230NP2-6	Water	10/18/2011	10/19/2011
11J0626-02	WQ101811:1235NP2-7	Water	10/18/2011	10/19/2011
11J0627-01	WQ101811:1240NP2-10	Water	10/18/2011	10/19/2011

General Notes for York Project (SDG) No.: 11J0626

1. The RLs and MDLs (Reporting Limit and Method Detection Limit respectively) reported are adjusted for any dilution necessary due to the levels of target and/or non-target analytes and matrix interference. The RL(REPORTING LIMIT) is based upon the lowest standard utilized for the calibration where applicable.
2. Samples are retained for a period of thirty days after submittal of report, unless other arrangements are made.
3. York's liability for the above data is limited to the dollar value paid to York for the referenced project.
4. This report shall not be reproduced without the written approval of York Analytical Laboratories, Inc.
5. All samples were received in proper condition for analysis with proper documentation, unless otherwise noted.
6. All analyses conducted met method or Laboratory SOP requirements. See the Qualifiers and/or Narrative sections for further information.
7. It is noted that no analyses reported herein were subcontracted to another laboratory, unless noted in the report.
8. This report reflects results that relate only to the samples submitted on the attached chain-of-custody form(s) received by York.

Approved By:



Date: 10/26/2011

Robert Q. Bradley
Executive Vice President / Laboratory Director

YORK

Sample Information

Client Sample ID: WQ101811:1230NP2-6

York Sample ID: 11J0626-01

York Project (SDG) No.
11J0626

Client Project ID
Rowe Industries

Matrix
Water

Collection Date/Time
October 18, 2011 12:30 pm

Date Received
10/19/2011

Volatile Organics, 8260 List - Low Level

Sample Notes:

Sample Prepared by Method: EPA 5030B

CAS No.	Parameter	Result	Flag	Units	MDL	RL	Dilution	Reference Method	Date/Time Prepared	Date/Time Analyzed	Analyst
630-20-6	1,1,1,2-Tetrachloroethane	ND		ug/L	0.055	0.50	1	EPA SW846-8260B	10/24/2011 14:28	10/24/2011 14:28	SS
71-55-6	1,1,1-Trichloroethane	1.0		ug/L	0.043	0.50	1	EPA SW846-8260B	10/24/2011 14:28	10/24/2011 14:28	SS
79-34-5	1,1,2,2-Tetrachloroethane	ND		ug/L	0.078	0.50	1	EPA SW846-8260B	10/24/2011 14:28	10/24/2011 14:28	SS
76-13-1	1,1,2-Trichloro-1,2,2-trifluoroethane (Freon 113)	ND		ug/L	0.072	0.50	1	EPA SW846-8260B	10/24/2011 14:28	10/24/2011 14:28	SS
79-00-5	1,1,2-Trichloroethane	ND		ug/L	0.096	0.50	1	EPA SW846-8260B	10/24/2011 14:28	10/24/2011 14:28	SS
75-34-3	1,1-Dichloroethane	0.41	J	ug/L	0.056	0.50	1	EPA SW846-8260B	10/24/2011 14:28	10/24/2011 14:28	SS
75-35-4	1,1-Dichloroethylene	ND		ug/L	0.057	0.50	1	EPA SW846-8260B	10/24/2011 14:28	10/24/2011 14:28	SS
563-58-6	1,1-Dichloropropylene	ND		ug/L	0.077	0.50	1	EPA SW846-8260B	10/24/2011 14:28	10/24/2011 14:28	SS
87-61-6	1,2,3-Trichlorobenzene	ND		ug/L	0.082	2.0	1	EPA SW846-8260B	10/24/2011 14:28	10/24/2011 14:28	SS
96-18-4	1,2,3-Trichloropropane	ND		ug/L	0.26	0.50	1	EPA SW846-8260B	10/24/2011 14:28	10/24/2011 14:28	SS
120-82-1	1,2,4-Trichlorobenzene	ND		ug/L	0.067	2.0	1	EPA SW846-8260B	10/24/2011 14:28	10/24/2011 14:28	SS
95-63-6	1,2,4-Trimethylbenzene	ND		ug/L	0.063	0.50	1	EPA SW846-8260B	10/24/2011 14:28	10/24/2011 14:28	SS
96-12-8	1,2-Dibromo-3-chloropropane	ND		ug/L	0.48	2.0	1	EPA SW846-8260B	10/24/2011 14:28	10/24/2011 14:28	SS
106-93-4	1,2-Dibromoethane	ND		ug/L	0.096	0.50	1	EPA SW846-8260B	10/24/2011 14:28	10/24/2011 14:28	SS
95-50-1	1,2-Dichlorobenzene	ND		ug/L	0.065	0.50	1	EPA SW846-8260B	10/24/2011 14:28	10/24/2011 14:28	SS
107-06-2	1,2-Dichloroethane	ND		ug/L	0.072	0.50	1	EPA SW846-8260B	10/24/2011 14:28	10/24/2011 14:28	SS
78-87-5	1,2-Dichloropropane	ND		ug/L	0.069	0.50	1	EPA SW846-8260B	10/24/2011 14:28	10/24/2011 14:28	SS
108-67-8	1,3,5-Trimethylbenzene	ND		ug/L	0.038	0.50	1	EPA SW846-8260B	10/24/2011 14:28	10/24/2011 14:28	SS
541-73-1	1,3-Dichlorobenzene	ND		ug/L	0.050	0.50	1	EPA SW846-8260B	10/24/2011 14:28	10/24/2011 14:28	SS
142-28-9	1,3-Dichloropropane	ND		ug/L	0.074	0.50	1	EPA SW846-8260B	10/24/2011 14:28	10/24/2011 14:28	SS
106-46-7	1,4-Dichlorobenzene	ND		ug/L	0.037	0.50	1	EPA SW846-8260B	10/24/2011 14:28	10/24/2011 14:28	SS
594-20-7	2,2-Dichloropropane	ND		ug/L	0.057	0.50	1	EPA SW846-8260B	10/24/2011 14:28	10/24/2011 14:28	SS
95-49-8	2-Chlorotoluene	ND		ug/L	0.090	0.50	1	EPA SW846-8260B	10/24/2011 14:28	10/24/2011 14:28	SS
591-78-6	2-Hexanone	ND		ug/L	0.089	0.50	1	EPA SW846-8260B	10/24/2011 14:28	10/24/2011 14:28	SS
106-43-4	4-Chlorotoluene	ND		ug/L	0.057	0.50	1	EPA SW846-8260B	10/24/2011 14:28	10/24/2011 14:28	SS
67-64-1	Acetone	ND		ug/L	1.1	2.0	1	EPA SW846-8260B	10/24/2011 14:28	10/24/2011 14:28	SS
71-43-2	Benzene	ND		ug/L	0.039	0.50	1	EPA SW846-8260B	10/24/2011 14:28	10/24/2011 14:28	SS
108-86-1	Bromobenzene	ND		ug/L	0.079	0.50	1	EPA SW846-8260B	10/24/2011 14:28	10/24/2011 14:28	SS
74-97-5	Bromochloromethane	ND		ug/L	0.092	0.50	1	EPA SW846-8260B	10/24/2011 14:28	10/24/2011 14:28	SS
75-27-4	Bromodichloromethane	ND		ug/L	0.044	0.50	1	EPA SW846-8260B	10/24/2011 14:28	10/24/2011 14:28	SS
75-25-2	Bromoform	ND		ug/L	0.10	0.50	1	EPA SW846-8260B	10/24/2011 14:28	10/24/2011 14:28	SS
74-83-9	Bromomethane	ND		ug/L	0.19	0.50	1	EPA SW846-8260B	10/24/2011 14:28	10/24/2011 14:28	SS
56-23-5	Carbon tetrachloride	ND		ug/L	0.045	0.50	1	EPA SW846-8260B	10/24/2011 14:28	10/24/2011 14:28	SS
108-90-7	Chlorobenzene	ND		ug/L	0.028	0.50	1	EPA SW846-8260B	10/24/2011 14:28	10/24/2011 14:28	SS

Sample Information

Client Sample ID: WQ101811:1230NP2-6

York Sample ID: 11J0626-01

York Project (SDG) No.
11J0626

Client Project ID
Rowe Industries

Matrix
Water

Collection Date/Time
October 18, 2011 12:30 pm

Date Received
10/19/2011

Volatile Organics, 8260 List - Low Level

Sample Notes:

Sample Prepared by Method: EPA 5030B

CAS No.	Parameter	Result	Flag	Units	MDL	RL	Dilution	Reference Method	Date/Time Prepared	Date/Time Analyzed	Analyst
75-00-3	Chloroethane	ND		ug/L	0.094	0.50	1	EPA SW846-8260B	10/24/2011 14:28	10/24/2011 14:28	SS
67-66-3	Chloroform	0.14	J	ug/L	0.051	0.50	1	EPA SW846-8260B	10/24/2011 14:28	10/24/2011 14:28	SS
74-87-3	Chloromethane	ND		ug/L	0.045	0.50	1	EPA SW846-8260B	10/24/2011 14:28	10/24/2011 14:28	SS
156-59-2	cis-1,2-Dichloroethylene	ND		ug/L	0.030	0.50	1	EPA SW846-8260B	10/24/2011 14:28	10/24/2011 14:28	SS
10061-01-5	cis-1,3-Dichloropropylene	ND		ug/L	0.060	0.50	1	EPA SW846-8260B	10/24/2011 14:28	10/24/2011 14:28	SS
124-48-1	Dibromochloromethane	ND		ug/L	0.040	0.50	1	EPA SW846-8260B	10/24/2011 14:28	10/24/2011 14:28	SS
74-95-3	Dibromomethane	ND		ug/L	0.046	0.50	1	EPA SW846-8260B	10/24/2011 14:28	10/24/2011 14:28	SS
75-71-8	Dichlorodifluoromethane	ND		ug/L	0.12	0.50	1	EPA SW846-8260B	10/24/2011 14:28	10/24/2011 14:28	SS
100-41-4	Ethyl Benzene	ND		ug/L	0.036	0.50	1	EPA SW846-8260B	10/24/2011 14:28	10/24/2011 14:28	SS
87-68-3	Hexachlorobutadiene	ND		ug/L	0.052	0.50	1	EPA SW846-8260B	10/24/2011 14:28	10/24/2011 14:28	SS
98-82-8	Isopropylbenzene	ND		ug/L	0.090	0.50	1	EPA SW846-8260B	10/24/2011 14:28	10/24/2011 14:28	SS
1634-04-4	Methyl tert-butyl ether (MTBE)	ND		ug/L	0.081	0.50	1	EPA SW846-8260B	10/24/2011 14:28	10/24/2011 14:28	SS
75-09-2	Methylene chloride	0.35	B, J	ug/L	0.12	2.0	1	EPA SW846-8260B	10/24/2011 14:28	10/24/2011 14:28	SS
91-20-3	Naphthalene	0.20	J, B	ug/L	0.040	2.0	1	EPA SW846-8260B	10/24/2011 14:28	10/24/2011 14:28	SS
104-51-8	n-Butylbenzene	ND		ug/L	0.028	0.50	1	EPA SW846-8260B	10/24/2011 14:28	10/24/2011 14:28	SS
103-65-1	n-Propylbenzene	ND		ug/L	0.075	0.50	1	EPA SW846-8260B	10/24/2011 14:28	10/24/2011 14:28	SS
95-47-6	o-Xylene	ND		ug/L	0.031	0.50	1	EPA SW846-8260B	10/24/2011 14:28	10/24/2011 14:28	SS
1330-20-7P/M	p- & m- Xylenes	ND		ug/L	0.086	1.0	1	EPA SW846-8260B	10/24/2011 14:28	10/24/2011 14:28	SS
99-87-6	p-Isopropyltoluene	ND		ug/L	0.072	0.50	1	EPA SW846-8260B	10/24/2011 14:28	10/24/2011 14:28	SS
135-98-8	sec-Butylbenzene	ND		ug/L	0.066	0.50	1	EPA SW846-8260B	10/24/2011 14:28	10/24/2011 14:28	SS
100-42-5	Styrene	ND		ug/L	0.030	0.50	1	EPA SW846-8260B	10/24/2011 14:28	10/24/2011 14:28	SS
98-06-6	tert-Butylbenzene	ND		ug/L	0.046	0.50	1	EPA SW846-8260B	10/24/2011 14:28	10/24/2011 14:28	SS
127-18-4	Tetrachloroethylene	0.81		ug/L	0.054	0.50	1	EPA SW846-8260B	10/24/2011 14:28	10/24/2011 14:28	SS
108-88-3	Toluene	ND		ug/L	0.063	0.50	1	EPA SW846-8260B	10/24/2011 14:28	10/24/2011 14:28	SS
156-60-5	trans-1,2-Dichloroethylene	ND		ug/L	0.055	0.50	1	EPA SW846-8260B	10/24/2011 14:28	10/24/2011 14:28	SS
10061-02-6	trans-1,3-Dichloropropylene	ND		ug/L	0.044	0.50	1	EPA SW846-8260B	10/24/2011 14:28	10/24/2011 14:28	SS
79-01-6	Trichloroethylene	0.12	J	ug/L	0.067	0.50	1	EPA SW846-8260B	10/24/2011 14:28	10/24/2011 14:28	SS
75-69-4	Trichlorofluoromethane	ND		ug/L	0.035	0.50	1	EPA SW846-8260B	10/24/2011 14:28	10/24/2011 14:28	SS
75-01-4	Vinyl Chloride	ND		ug/L	0.060	0.50	1	EPA SW846-8260B	10/24/2011 14:28	10/24/2011 14:28	SS
1330-20-7	Xylenes, Total	ND		ug/L	0.12	1.5	1	EPA SW846-8260B	10/24/2011 14:28	10/24/2011 14:28	SS
Surrogate Recoveries		Result	Acceptance Range								
17060-07-0	Surrogate: 1,2-Dichloroethane-d4	114 %	75.7-121								
460-00-4	Surrogate: p-Bromofluorobenzene	108 %	71.3-131								
2037-26-5	Surrogate: Toluene-d8	112 %	86.7-112								

Sample Information

Client Sample ID: WQ101811:1230NP2-6

York Sample ID: 11J0626-01

York Project (SDG) No.
11J0626

Client Project ID
Rowe Industries

Matrix
Water

Collection Date/Time
October 18, 2011 12:30 pm

Date Received
10/19/2011

Iron, Dissolved by EPA 6010

Sample Notes:

Sample Prepared by Method: EPA SW 846-3010A

CAS No.	Parameter	Result	Flag	Units	MDL	RL	Dilution	Reference Method	Date/Time Prepared	Date/Time Analyzed	Analyst
7439-89-6	Iron	0.501	B	mg/L	0.00550	0.0100	1	EPA SW846-6010B	10/20/2011 17:03	10/20/2011 18:30	MW

Iron by EPA 200.7

Sample Notes:

Sample Prepared by Method: EPA SW 846-3010A

CAS No.	Parameter	Result	Flag	Units	MDL	RL	Dilution	Reference Method	Date/Time Prepared	Date/Time Analyzed	Analyst
7439-89-6	Iron	4.40	B	mg/L	0.00550	0.0100	1	EPA 200.7	10/20/2011 17:03	10/20/2011 18:47	MW

Sample Information

Client Sample ID: WQ101811:1235NP2-7

York Sample ID: 11J0626-02

York Project (SDG) No.
11J0626

Client Project ID
Rowe Industries

Matrix
Water

Collection Date/Time
October 18, 2011 12:35 pm

Date Received
10/19/2011

Volatile Organics, 8260 List - Low Level

Sample Notes:

Sample Prepared by Method: EPA 5030B

CAS No.	Parameter	Result	Flag	Units	MDL	RL	Dilution	Reference Method	Date/Time Prepared	Date/Time Analyzed	Analyst
630-20-6	1,1,1,2-Tetrachloroethane	ND		ug/L	0.055	0.50	1	EPA SW846-8260B	10/21/2011 19:19	10/21/2011 19:19	SS
71-55-6	1,1,1-Trichloroethane	ND		ug/L	0.043	0.50	1	EPA SW846-8260B	10/21/2011 19:19	10/21/2011 19:19	SS
79-34-5	1,1,2,2-Tetrachloroethane	ND		ug/L	0.078	0.50	1	EPA SW846-8260B	10/21/2011 19:19	10/21/2011 19:19	SS
76-13-1	1,1,2-Trichloro-1,2,2-trifluoroethane (Freon 113)	ND		ug/L	0.072	0.50	1	EPA SW846-8260B	10/21/2011 19:19	10/21/2011 19:19	SS
79-00-5	1,1,2-Trichloroethane	ND		ug/L	0.096	0.50	1	EPA SW846-8260B	10/21/2011 19:19	10/21/2011 19:19	SS
75-34-3	1,1-Dichloroethane	ND		ug/L	0.056	0.50	1	EPA SW846-8260B	10/21/2011 19:19	10/21/2011 19:19	SS
75-35-4	1,1-Dichloroethylene	ND		ug/L	0.057	0.50	1	EPA SW846-8260B	10/21/2011 19:19	10/21/2011 19:19	SS
563-58-6	1,1-Dichloropropylene	ND		ug/L	0.077	0.50	1	EPA SW846-8260B	10/21/2011 19:19	10/21/2011 19:19	SS
87-61-6	1,2,3-Trichlorobenzene	ND		ug/L	0.082	2.0	1	EPA SW846-8260B	10/21/2011 19:19	10/21/2011 19:19	SS
96-18-4	1,2,3-Trichloropropane	ND		ug/L	0.26	0.50	1	EPA SW846-8260B	10/21/2011 19:19	10/21/2011 19:19	SS
120-82-1	1,2,4-Trichlorobenzene	ND		ug/L	0.067	2.0	1	EPA SW846-8260B	10/21/2011 19:19	10/21/2011 19:19	SS
95-63-6	1,2,4-Trimethylbenzene	ND		ug/L	0.063	0.50	1	EPA SW846-8260B	10/21/2011 19:19	10/21/2011 19:19	SS
96-12-8	1,2-Dibromo-3-chloropropane	ND		ug/L	0.48	2.0	1	EPA SW846-8260B	10/21/2011 19:19	10/21/2011 19:19	SS
106-93-4	1,2-Dibromoethane	ND		ug/L	0.096	0.50	1	EPA SW846-8260B	10/21/2011 19:19	10/21/2011 19:19	SS
95-50-1	1,2-Dichlorobenzene	ND		ug/L	0.065	0.50	1	EPA SW846-8260B	10/21/2011 19:19	10/21/2011 19:19	SS
107-06-2	1,2-Dichloroethane	ND		ug/L	0.072	0.50	1	EPA SW846-8260B	10/21/2011 19:19	10/21/2011 19:19	SS
78-87-5	1,2-Dichloropropane	ND		ug/L	0.069	0.50	1	EPA SW846-8260B	10/21/2011 19:19	10/21/2011 19:19	SS
108-67-8	1,3,5-Trimethylbenzene	ND		ug/L	0.038	0.50	1	EPA SW846-8260B	10/21/2011 19:19	10/21/2011 19:19	SS
541-73-1	1,3-Dichlorobenzene	ND		ug/L	0.050	0.50	1	EPA SW846-8260B	10/21/2011 19:19	10/21/2011 19:19	SS
142-28-9	1,3-Dichloropropane	ND		ug/L	0.074	0.50	1	EPA SW846-8260B	10/21/2011 19:19	10/21/2011 19:19	SS

Sample Information

Client Sample ID: WQ101811:1235NP2-7

York Sample ID: 11J0626-02

York Project (SDG) No.
11J0626

Client Project ID
Rowe Industries

Matrix
Water

Collection Date/Time
October 18, 2011 12:35 pm

Date Received
10/19/2011

Volatile Organics, 8260 List - Low Level

Sample Notes:

Sample Prepared by Method: EPA 5030B

CAS No.	Parameter	Result	Flag	Units	MDL	RL	Dilution	Reference Method	Date/Time Prepared	Date/Time Analyzed	Analyst
106-46-7	1,4-Dichlorobenzene	ND		ug/L	0.037	0.50	1	EPA SW846-8260B	10/21/2011 19:19	10/21/2011 19:19	SS
594-20-7	2,2-Dichloropropane	ND		ug/L	0.057	0.50	1	EPA SW846-8260B	10/21/2011 19:19	10/21/2011 19:19	SS
95-49-8	2-Chlorotoluene	ND		ug/L	0.090	0.50	1	EPA SW846-8260B	10/21/2011 19:19	10/21/2011 19:19	SS
591-78-6	2-Hexanone	ND		ug/L	0.089	0.50	1	EPA SW846-8260B	10/21/2011 19:19	10/21/2011 19:19	SS
106-43-4	4-Chlorotoluene	ND		ug/L	0.057	0.50	1	EPA SW846-8260B	10/21/2011 19:19	10/21/2011 19:19	SS
67-64-1	Acetone	ND		ug/L	1.1	2.0	1	EPA SW846-8260B	10/21/2011 19:19	10/21/2011 19:19	SS
71-43-2	Benzene	ND		ug/L	0.039	0.50	1	EPA SW846-8260B	10/21/2011 19:19	10/21/2011 19:19	SS
108-86-1	Bromobenzene	ND		ug/L	0.079	0.50	1	EPA SW846-8260B	10/21/2011 19:19	10/21/2011 19:19	SS
74-97-5	Bromochloromethane	ND		ug/L	0.092	0.50	1	EPA SW846-8260B	10/21/2011 19:19	10/21/2011 19:19	SS
75-27-4	Bromodichloromethane	ND		ug/L	0.044	0.50	1	EPA SW846-8260B	10/21/2011 19:19	10/21/2011 19:19	SS
75-25-2	Bromoform	ND		ug/L	0.10	0.50	1	EPA SW846-8260B	10/21/2011 19:19	10/21/2011 19:19	SS
74-83-9	Bromomethane	ND		ug/L	0.19	0.50	1	EPA SW846-8260B	10/21/2011 19:19	10/21/2011 19:19	SS
56-23-5	Carbon tetrachloride	ND		ug/L	0.045	0.50	1	EPA SW846-8260B	10/21/2011 19:19	10/21/2011 19:19	SS
108-90-7	Chlorobenzene	ND		ug/L	0.028	0.50	1	EPA SW846-8260B	10/21/2011 19:19	10/21/2011 19:19	SS
75-00-3	Chloroethane	ND		ug/L	0.094	0.50	1	EPA SW846-8260B	10/21/2011 19:19	10/21/2011 19:19	SS
67-66-3	Chloroform	ND		ug/L	0.051	0.50	1	EPA SW846-8260B	10/21/2011 19:19	10/21/2011 19:19	SS
74-87-3	Chloromethane	ND		ug/L	0.045	0.50	1	EPA SW846-8260B	10/21/2011 19:19	10/21/2011 19:19	SS
156-59-2	cis-1,2-Dichloroethylene	ND		ug/L	0.030	0.50	1	EPA SW846-8260B	10/21/2011 19:19	10/21/2011 19:19	SS
10061-01-5	cis-1,3-Dichloropropylene	ND		ug/L	0.060	0.50	1	EPA SW846-8260B	10/21/2011 19:19	10/21/2011 19:19	SS
124-48-1	Dibromochloromethane	ND		ug/L	0.040	0.50	1	EPA SW846-8260B	10/21/2011 19:19	10/21/2011 19:19	SS
74-95-3	Dibromomethane	ND		ug/L	0.046	0.50	1	EPA SW846-8260B	10/21/2011 19:19	10/21/2011 19:19	SS
75-71-8	Dichlorodifluoromethane	ND		ug/L	0.12	0.50	1	EPA SW846-8260B	10/21/2011 19:19	10/21/2011 19:19	SS
100-41-4	Ethyl Benzene	ND		ug/L	0.036	0.50	1	EPA SW846-8260B	10/21/2011 19:19	10/21/2011 19:19	SS
87-68-3	Hexachlorobutadiene	ND		ug/L	0.052	0.50	1	EPA SW846-8260B	10/21/2011 19:19	10/21/2011 19:19	SS
98-82-8	Isopropylbenzene	ND		ug/L	0.090	0.50	1	EPA SW846-8260B	10/21/2011 19:19	10/21/2011 19:19	SS
1634-04-4	Methyl tert-butyl ether (MTBE)	ND		ug/L	0.081	0.50	1	EPA SW846-8260B	10/21/2011 19:19	10/21/2011 19:19	SS
75-09-2	Methylene chloride	0.42	J, B	ug/L	0.12	2.0	1	EPA SW846-8260B	10/21/2011 19:19	10/21/2011 19:19	SS
91-20-3	Naphthalene	ND		ug/L	0.040	2.0	1	EPA SW846-8260B	10/21/2011 19:19	10/21/2011 19:19	SS
104-51-8	n-Butylbenzene	ND		ug/L	0.028	0.50	1	EPA SW846-8260B	10/21/2011 19:19	10/21/2011 19:19	SS
103-65-1	n-Propylbenzene	ND		ug/L	0.075	0.50	1	EPA SW846-8260B	10/21/2011 19:19	10/21/2011 19:19	SS
95-47-6	o-Xylene	ND		ug/L	0.031	0.50	1	EPA SW846-8260B	10/21/2011 19:19	10/21/2011 19:19	SS
1330-20-7P/M	p- & m- Xylenes	ND		ug/L	0.086	1.0	1	EPA SW846-8260B	10/21/2011 19:19	10/21/2011 19:19	SS
99-87-6	p-Isopropyltoluene	ND		ug/L	0.072	0.50	1	EPA SW846-8260B	10/21/2011 19:19	10/21/2011 19:19	SS
135-98-8	sec-Butylbenzene	ND		ug/L	0.066	0.50	1	EPA SW846-8260B	10/21/2011 19:19	10/21/2011 19:19	SS
100-42-5	Styrene	ND		ug/L	0.030	0.50	1	EPA SW846-8260B	10/21/2011 19:19	10/21/2011 19:19	SS

Sample Information

Client Sample ID: WQ101811:1235NP2-7

York Sample ID: 11J0626-02

York Project (SDG) No.
11J0626

Client Project ID
Rowe Industries

Matrix
Water

Collection Date/Time
October 18, 2011 12:35 pm

Date Received
10/19/2011

Volatile Organics, 8260 List - Low Level

Sample Notes:

Sample Prepared by Method: EPA 5030B

CAS No.	Parameter	Result	Flag	Units	MDL	RL	Dilution	Reference Method	Date/Time Prepared	Date/Time Analyzed	Analyst
98-06-6	tert-Butylbenzene	ND		ug/L	0.046	0.50	1	EPA SW846-8260B	10/21/2011 19:19	10/21/2011 19:19	SS
127-18-4	Tetrachloroethylene	ND		ug/L	0.054	0.50	1	EPA SW846-8260B	10/21/2011 19:19	10/21/2011 19:19	SS
108-88-3	Toluene	ND		ug/L	0.063	0.50	1	EPA SW846-8260B	10/21/2011 19:19	10/21/2011 19:19	SS
156-60-5	trans-1,2-Dichloroethylene	ND		ug/L	0.055	0.50	1	EPA SW846-8260B	10/21/2011 19:19	10/21/2011 19:19	SS
10061-02-6	trans-1,3-Dichloropropylene	ND		ug/L	0.044	0.50	1	EPA SW846-8260B	10/21/2011 19:19	10/21/2011 19:19	SS
79-01-6	Trichloroethylene	ND		ug/L	0.067	0.50	1	EPA SW846-8260B	10/21/2011 19:19	10/21/2011 19:19	SS
75-69-4	Trichlorofluoromethane	ND		ug/L	0.035	0.50	1	EPA SW846-8260B	10/21/2011 19:19	10/21/2011 19:19	SS
75-01-4	Vinyl Chloride	ND		ug/L	0.060	0.50	1	EPA SW846-8260B	10/21/2011 19:19	10/21/2011 19:19	SS
1330-20-7	Xylenes, Total	ND		ug/L	0.12	1.5	1	EPA SW846-8260B	10/21/2011 19:19	10/21/2011 19:19	SS
Surrogate Recoveries		Result			Acceptance Range						
17060-07-0	Surrogate: 1,2-Dichloroethane-d4	123 %			75.7-121						
460-00-4	Surrogate: p-Bromofluorobenzene	110 %			71.3-131						
2037-26-5	Surrogate: Toluene-d8	113 %			86.7-112						

Iron, Dissolved by EPA 6010

Sample Notes:

Sample Prepared by Method: EPA SW 846-3010A

CAS No.	Parameter	Result	Flag	Units	MDL	RL	Dilution	Reference Method	Date/Time Prepared	Date/Time Analyzed	Analyst
7439-89-6	Iron	0.519	B	mg/L	0.00550	0.0100	1	EPA SW846-6010B	10/20/2011 17:03	10/20/2011 18:52	MW

Iron by EPA 200.7

Sample Notes:

Sample Prepared by Method: EPA SW 846-3010A

CAS No.	Parameter	Result	Flag	Units	MDL	RL	Dilution	Reference Method	Date/Time Prepared	Date/Time Analyzed	Analyst
7439-89-6	Iron	5.71	B	mg/L	0.00550	0.0100	1	EPA 200.7	10/20/2011 17:03	10/20/2011 18:57	MW

Sample Information

Client Sample ID: WQ101811:1240NP2-10

York Sample ID: 11J0627-01

York Project (SDG) No.
11J0627

Client Project ID
Rowe Industries

Matrix
Water

Collection Date/Time
October 18, 2011 12:40 pm

Date Received
10/19/2011

Volatile Organics, 8260 List - Low Level

Sample Notes:

Sample Prepared by Method: EPA 5030B

CAS No.	Parameter	Result	Flag	Units	MDL	RL	Dilution	Reference Method	Date/Time Prepared	Date/Time Analyzed	Analyst
630-20-6	1,1,1,2-Tetrachloroethane	ND		ug/L	0.055	0.50	1	EPA SW846-8260B	10/21/2011 17:54	10/21/2011 17:54	SS
71-55-6	1,1,1-Trichloroethane	ND		ug/L	0.043	0.50	1	EPA SW846-8260B	10/21/2011 17:54	10/21/2011 17:54	SS
79-34-5	1,1,2,2-Tetrachloroethane	ND		ug/L	0.078	0.50	1	EPA SW846-8260B	10/21/2011 17:54	10/21/2011 17:54	SS
76-13-1	1,1,2-Trichloro-1,2,2-trifluoroethane (Freon 113)	ND		ug/L	0.072	0.50	1	EPA SW846-8260B	10/21/2011 17:54	10/21/2011 17:54	SS
79-00-5	1,1,2-Trichloroethane	ND		ug/L	0.096	0.50	1	EPA SW846-8260B	10/21/2011 17:54	10/21/2011 17:54	SS

Sample Information

Client Sample ID: WQ101811:1240NP2-10

York Sample ID: 11J0627-01

York Project (SDG) No.
11J0627

Client Project ID
Rowe Industries

Matrix
Water

Collection Date/Time
October 18, 2011 12:40 pm

Date Received
10/19/2011

Volatile Organics, 8260 List - Low Level

Sample Notes:

Sample Prepared by Method: EPA 5030B

CAS No.	Parameter	Result	Flag	Units	MDL	RL	Dilution	Reference Method	Date/Time Prepared	Date/Time Analyzed	Analyst
75-34-3	1,1-Dichloroethane	ND		ug/L	0.056	0.50	1	EPA SW846-8260B	10/21/2011 17:54	10/21/2011 17:54	SS
75-35-4	1,1-Dichloroethylene	ND		ug/L	0.057	0.50	1	EPA SW846-8260B	10/21/2011 17:54	10/21/2011 17:54	SS
563-58-6	1,1-Dichloropropylene	ND		ug/L	0.077	0.50	1	EPA SW846-8260B	10/21/2011 17:54	10/21/2011 17:54	SS
87-61-6	1,2,3-Trichlorobenzene	ND		ug/L	0.082	2.0	1	EPA SW846-8260B	10/21/2011 17:54	10/21/2011 17:54	SS
96-18-4	1,2,3-Trichloropropane	ND		ug/L	0.26	0.50	1	EPA SW846-8260B	10/21/2011 17:54	10/21/2011 17:54	SS
120-82-1	1,2,4-Trichlorobenzene	ND		ug/L	0.067	2.0	1	EPA SW846-8260B	10/21/2011 17:54	10/21/2011 17:54	SS
95-63-6	1,2,4-Trimethylbenzene	ND		ug/L	0.063	0.50	1	EPA SW846-8260B	10/21/2011 17:54	10/21/2011 17:54	SS
96-12-8	1,2-Dibromo-3-chloropropane	ND		ug/L	0.48	2.0	1	EPA SW846-8260B	10/21/2011 17:54	10/21/2011 17:54	SS
106-93-4	1,2-Dibromoethane	ND		ug/L	0.096	0.50	1	EPA SW846-8260B	10/21/2011 17:54	10/21/2011 17:54	SS
95-50-1	1,2-Dichlorobenzene	ND		ug/L	0.065	0.50	1	EPA SW846-8260B	10/21/2011 17:54	10/21/2011 17:54	SS
107-06-2	1,2-Dichloroethane	ND		ug/L	0.072	0.50	1	EPA SW846-8260B	10/21/2011 17:54	10/21/2011 17:54	SS
78-87-5	1,2-Dichloropropane	ND		ug/L	0.069	0.50	1	EPA SW846-8260B	10/21/2011 17:54	10/21/2011 17:54	SS
108-67-8	1,3,5-Trimethylbenzene	ND		ug/L	0.038	0.50	1	EPA SW846-8260B	10/21/2011 17:54	10/21/2011 17:54	SS
541-73-1	1,3-Dichlorobenzene	ND		ug/L	0.050	0.50	1	EPA SW846-8260B	10/21/2011 17:54	10/21/2011 17:54	SS
142-28-9	1,3-Dichloropropane	ND		ug/L	0.074	0.50	1	EPA SW846-8260B	10/21/2011 17:54	10/21/2011 17:54	SS
106-46-7	1,4-Dichlorobenzene	ND		ug/L	0.037	0.50	1	EPA SW846-8260B	10/21/2011 17:54	10/21/2011 17:54	SS
594-20-7	2,2-Dichloropropane	ND		ug/L	0.057	0.50	1	EPA SW846-8260B	10/21/2011 17:54	10/21/2011 17:54	SS
95-49-8	2-Chlorotoluene	ND		ug/L	0.090	0.50	1	EPA SW846-8260B	10/21/2011 17:54	10/21/2011 17:54	SS
591-78-6	2-Hexanone	ND		ug/L	0.089	0.50	1	EPA SW846-8260B	10/21/2011 17:54	10/21/2011 17:54	SS
106-43-4	4-Chlorotoluene	ND		ug/L	0.057	0.50	1	EPA SW846-8260B	10/21/2011 17:54	10/21/2011 17:54	SS
67-64-1	Acetone	ND		ug/L	1.1	2.0	1	EPA SW846-8260B	10/21/2011 17:54	10/21/2011 17:54	SS
71-43-2	Benzene	ND		ug/L	0.039	0.50	1	EPA SW846-8260B	10/21/2011 17:54	10/21/2011 17:54	SS
108-86-1	Bromobenzene	ND		ug/L	0.079	0.50	1	EPA SW846-8260B	10/21/2011 17:54	10/21/2011 17:54	SS
74-97-5	Bromochloromethane	ND		ug/L	0.092	0.50	1	EPA SW846-8260B	10/21/2011 17:54	10/21/2011 17:54	SS
75-27-4	Bromodichloromethane	ND		ug/L	0.044	0.50	1	EPA SW846-8260B	10/21/2011 17:54	10/21/2011 17:54	SS
75-25-2	Bromoform	ND		ug/L	0.10	0.50	1	EPA SW846-8260B	10/21/2011 17:54	10/21/2011 17:54	SS
74-83-9	Bromomethane	ND		ug/L	0.19	0.50	1	EPA SW846-8260B	10/21/2011 17:54	10/21/2011 17:54	SS
56-23-5	Carbon tetrachloride	ND		ug/L	0.045	0.50	1	EPA SW846-8260B	10/21/2011 17:54	10/21/2011 17:54	SS
108-90-7	Chlorobenzene	ND		ug/L	0.028	0.50	1	EPA SW846-8260B	10/21/2011 17:54	10/21/2011 17:54	SS
75-00-3	Chloroethane	ND		ug/L	0.094	0.50	1	EPA SW846-8260B	10/21/2011 17:54	10/21/2011 17:54	SS
67-66-3	Chloroform	ND		ug/L	0.051	0.50	1	EPA SW846-8260B	10/21/2011 17:54	10/21/2011 17:54	SS
74-87-3	Chloromethane	ND		ug/L	0.045	0.50	1	EPA SW846-8260B	10/21/2011 17:54	10/21/2011 17:54	SS
156-59-2	cis-1,2-Dichloroethylene	ND		ug/L	0.030	0.50	1	EPA SW846-8260B	10/21/2011 17:54	10/21/2011 17:54	SS
10061-01-5	cis-1,3-Dichloropropylene	ND		ug/L	0.060	0.50	1	EPA SW846-8260B	10/21/2011 17:54	10/21/2011 17:54	SS
124-48-1	Dibromochloromethane	ND		ug/L	0.040	0.50	1	EPA SW846-8260B	10/21/2011 17:54	10/21/2011 17:54	SS

Sample Information

Client Sample ID: WQ101811:1240NP2-10

York Sample ID: 11J0627-01

York Project (SDG) No.
11J0627

Client Project ID
Rowe Industries

Matrix
Water

Collection Date/Time
October 18, 2011 12:40 pm

Date Received
10/19/2011

Volatile Organics, 8260 List - Low Level

Sample Notes:

Sample Prepared by Method: EPA 5030B

CAS No.	Parameter	Result	Flag	Units	MDL	RL	Dilution	Reference Method	Date/Time Prepared	Date/Time Analyzed	Analyst
74-95-3	Dibromomethane	ND		ug/L	0.046	0.50	1	EPA SW846-8260B	10/21/2011 17:54	10/21/2011 17:54	SS
75-71-8	Dichlorodifluoromethane	ND		ug/L	0.12	0.50	1	EPA SW846-8260B	10/21/2011 17:54	10/21/2011 17:54	SS
100-41-4	Ethyl Benzene	ND		ug/L	0.036	0.50	1	EPA SW846-8260B	10/21/2011 17:54	10/21/2011 17:54	SS
87-68-3	Hexachlorobutadiene	ND		ug/L	0.052	0.50	1	EPA SW846-8260B	10/21/2011 17:54	10/21/2011 17:54	SS
98-82-8	Isopropylbenzene	ND		ug/L	0.090	0.50	1	EPA SW846-8260B	10/21/2011 17:54	10/21/2011 17:54	SS
1634-04-4	Methyl tert-butyl ether (MTBE)	ND		ug/L	0.081	0.50	1	EPA SW846-8260B	10/21/2011 17:54	10/21/2011 17:54	SS
75-09-2	Methylene chloride	0.51	J, B	ug/L	0.12	2.0	1	EPA SW846-8260B	10/21/2011 17:54	10/21/2011 17:54	SS
91-20-3	Naphthalene	ND		ug/L	0.040	2.0	1	EPA SW846-8260B	10/21/2011 17:54	10/21/2011 17:54	SS
104-51-8	n-Butylbenzene	ND		ug/L	0.028	0.50	1	EPA SW846-8260B	10/21/2011 17:54	10/21/2011 17:54	SS
103-65-1	n-Propylbenzene	ND		ug/L	0.075	0.50	1	EPA SW846-8260B	10/21/2011 17:54	10/21/2011 17:54	SS
95-47-6	o-Xylene	ND		ug/L	0.031	0.50	1	EPA SW846-8260B	10/21/2011 17:54	10/21/2011 17:54	SS
1330-20-7P/M	p- & m- Xylenes	ND		ug/L	0.086	1.0	1	EPA SW846-8260B	10/21/2011 17:54	10/21/2011 17:54	SS
99-87-6	p-Isopropyltoluene	ND		ug/L	0.072	0.50	1	EPA SW846-8260B	10/21/2011 17:54	10/21/2011 17:54	SS
135-98-8	sec-Butylbenzene	ND		ug/L	0.066	0.50	1	EPA SW846-8260B	10/21/2011 17:54	10/21/2011 17:54	SS
100-42-5	Styrene	ND		ug/L	0.030	0.50	1	EPA SW846-8260B	10/21/2011 17:54	10/21/2011 17:54	SS
98-06-6	tert-Butylbenzene	ND		ug/L	0.046	0.50	1	EPA SW846-8260B	10/21/2011 17:54	10/21/2011 17:54	SS
127-18-4	Tetrachloroethylene	ND		ug/L	0.054	0.50	1	EPA SW846-8260B	10/21/2011 17:54	10/21/2011 17:54	SS
108-88-3	Toluene	ND		ug/L	0.063	0.50	1	EPA SW846-8260B	10/21/2011 17:54	10/21/2011 17:54	SS
156-60-5	trans-1,2-Dichloroethylene	ND		ug/L	0.055	0.50	1	EPA SW846-8260B	10/21/2011 17:54	10/21/2011 17:54	SS
10061-02-6	trans-1,3-Dichloropropylene	ND		ug/L	0.044	0.50	1	EPA SW846-8260B	10/21/2011 17:54	10/21/2011 17:54	SS
79-01-6	Trichloroethylene	ND		ug/L	0.067	0.50	1	EPA SW846-8260B	10/21/2011 17:54	10/21/2011 17:54	SS
75-69-4	Trichlorofluoromethane	ND		ug/L	0.035	0.50	1	EPA SW846-8260B	10/21/2011 17:54	10/21/2011 17:54	SS
75-01-4	Vinyl Chloride	ND		ug/L	0.060	0.50	1	EPA SW846-8260B	10/21/2011 17:54	10/21/2011 17:54	SS
1330-20-7	Xylenes, Total	ND		ug/L	0.12	1.5	1	EPA SW846-8260B	10/21/2011 17:54	10/21/2011 17:54	SS
	Surrogate Recoveries	Result			Acceptance Range						
17060-07-0	Surrogate: 1,2-Dichloroethane-d4	117 %			75.7-121						
460-00-4	Surrogate: p-Bromofluorobenzene	114 %			71.3-131						
2037-26-5	Surrogate: Toluene-d8	113 %			86.7-112						

Sample Information

Client Sample ID: WQ101811:1240NP2-10

York Sample ID: 11J0627-01

York Project (SDG) No.
11J0627

Client Project ID
Rowe Industries

Matrix
Water

Collection Date/Time
October 18, 2011 12:40 pm

Date Received
10/19/2011

Iron, Dissolved by EPA 6010

Sample Notes:

Sample Prepared by Method: EPA SW 846-3010A

CAS No.	Parameter	Result	Flag	Units	MDL	RL	Dilution	Reference Method	Date/Time Prepared	Date/Time Analyzed	Analyst
7439-89-6	Iron	0.354	B	mg/L	0.00550	0.0100	1	EPA SW846-6010B	10/20/2011 17:03	10/20/2011 19:02	MW

Iron by EPA 200.7

Sample Notes:

Sample Prepared by Method: EPA SW 846-3010A

CAS No.	Parameter	Result	Flag	Units	MDL	RL	Dilution	Reference Method	Date/Time Prepared	Date/Time Analyzed	Analyst
7439-89-6	Iron	6.93	B	mg/L	0.00550	0.0100	1	EPA 200.7	10/20/2011 17:03	10/20/2011 19:19	MW

Total Dissolved Solids

Sample Notes:

Sample Prepared by Method: % Solids Prep

CAS No.	Parameter	Result	Flag	Units	MDL	RL	Dilution	Reference Method	Date/Time Prepared	Date/Time Analyzed	Analyst
	Total Dissolved Solids	195		mg/L	1.00	1.00	1	SM 2540C	10/25/2011 14:55	10/25/2011 14:55	AMC

Analytical Batch Summary

Batch ID: BJ10785 **Preparation Method:** EPA SW 846-3010A **Prepared By:** MW

YORK Sample ID	Client Sample ID	Preparation Date
11J0626-01	WQ101811:1230NP2-6	10/20/11
11J0626-01	WQ101811:1230NP2-6	10/20/11
11J0626-02	WQ101811:1235NP2-7	10/20/11
11J0626-02	WQ101811:1235NP2-7	10/20/11
11J0627-01	WQ101811:1240NP2-10	10/20/11
11J0627-01	WQ101811:1240NP2-10	10/20/11
BJ10785-BLK1	Blank	10/20/11
BJ10785-BLK1	Blank	10/20/11
BJ10785-DUP1	Duplicate	10/20/11
BJ10785-DUP1	Duplicate	10/20/11
BJ10785-MS1	Matrix Spike	10/20/11
BJ10785-MS1	Matrix Spike	10/20/11
BJ10785-SRM1	Reference	10/20/11
BJ10785-SRM1	Reference	10/20/11

Batch ID: BJ10817 **Preparation Method:** EPA 5030B **Prepared By:** AY

YORK Sample ID	Client Sample ID	Preparation Date
11J0626-02	WQ101811:1235NP2-7	10/21/11
11J0627-01	WQ101811:1240NP2-10	10/21/11
BJ10817-BLK1	Blank	10/21/11
BJ10817-BS1	LCS	10/21/11
BJ10817-BSD1	LCS Dup	10/21/11

Batch ID: BJ10868 **Preparation Method:** % Solids Prep **Prepared By:** AMC

YORK Sample ID	Client Sample ID	Preparation Date
11J0627-01	WQ101811:1240NP2-10	10/25/11
BJ10868-BLK1	Blank	10/25/11
BJ10868-DUP1	Duplicate	10/25/11

Batch ID: BJ10884 **Preparation Method:** EPA 5030B **Prepared By:** VRL

YORK Sample ID	Client Sample ID	Preparation Date
11J0626-01	WQ101811:1230NP2-6	10/24/11
BJ10884-BLK1	Blank	10/24/11
BJ10884-BS1	LCS	10/24/11
BJ10884-BSD1	LCS Dup	10/24/11

Volatile Organic Compounds by EPA SW846-8260B - Quality Control Data

York Analytical Laboratories, Inc.

Analyte	Result	Reporting Limit	Units	Spike Level	Source* Result	%REC	%REC Limits	Flag	RPD	RPD Limit	Flag
---------	--------	--------------------	-------	----------------	-------------------	------	----------------	------	-----	--------------	------

Batch BJ10817 - EPA 5030B

Blank (BJ10817-BLK1)

Prepared & Analyzed: 10/21/2011

1,1,1,2-Tetrachloroethane	ND	0.50	ug/L								
1,1,1-Trichloroethane	ND	0.50	"								
1,1,2,2-Tetrachloroethane	ND	0.50	"								
1,1,2-Trichloro-1,2,2-trifluoroethane (Freon 113)	ND	0.50	"								
1,1,2-Trichloroethane	ND	0.50	"								
1,1-Dichloroethane	ND	0.50	"								
1,1-Dichloroethylene	ND	0.50	"								
1,1-Dichloropropylene	ND	0.50	"								
1,2,3-Trichlorobenzene	ND	2.0	"								
1,2,3-Trichloropropane	ND	0.50	"								
1,2,4-Trichlorobenzene	ND	2.0	"								
1,2,4-Trimethylbenzene	ND	0.50	"								
1,2-Dibromo-3-chloropropane	ND	2.0	"								
1,2-Dibromoethane	ND	0.50	"								
1,2-Dichlorobenzene	ND	0.50	"								
1,2-Dichloroethane	ND	0.50	"								
1,2-Dichloropropane	ND	0.50	"								
1,3,5-Trimethylbenzene	ND	0.50	"								
1,3-Dichlorobenzene	ND	0.50	"								
1,3-Dichloropropane	ND	0.50	"								
1,4-Dichlorobenzene	ND	0.50	"								
2,2-Dichloropropane	ND	0.50	"								
2-Chlorotoluene	ND	0.50	"								
2-Hexanone	ND	0.50	"								
4-Chlorotoluene	ND	0.50	"								
Acetone	3.2	2.0	"								
Benzene	ND	0.50	"								
Bromobenzene	ND	0.50	"								
Bromochloromethane	ND	0.50	"								
Bromodichloromethane	ND	0.50	"								
Bromoform	ND	0.50	"								
Bromomethane	ND	0.50	"								
Carbon tetrachloride	ND	0.50	"								
Chlorobenzene	ND	0.50	"								
Chloroethane	ND	0.50	"								
Chloroform	ND	0.50	"								
Chloromethane	ND	0.50	"								
cis-1,2-Dichloroethylene	ND	0.50	"								
cis-1,3-Dichloropropylene	ND	0.50	"								
Dibromochloromethane	ND	0.50	"								
Dibromomethane	ND	0.50	"								
Dichlorodifluoromethane	ND	0.50	"								
Ethyl Benzene	ND	0.50	"								
Hexachlorobutadiene	ND	0.50	"								
Isopropylbenzene	ND	0.50	"								
Methyl tert-butyl ether (MTBE)	ND	0.50	"								
Methylene chloride	1.5	2.0	"								
Naphthalene	0.71	2.0	"								
n-Butylbenzene	ND	0.50	"								
n-Propylbenzene	ND	0.50	"								
o-Xylene	ND	0.50	"								
p- & m- Xylenes	ND	1.0	"								
p-Isopropyltoluene	ND	0.50	"								

Volatile Organic Compounds by EPA SW846-8260B - Quality Control Data

York Analytical Laboratories, Inc.

Analyte	Result	Reporting Limit	Units	Spike Level	Source* Result	%REC	%REC Limits	Flag	RPD	RPD Limit	Flag
---------	--------	--------------------	-------	----------------	-------------------	------	----------------	------	-----	--------------	------

Batch BJ10817 - EPA 5030B

Blank (BJ10817-BLK1)

Prepared & Analyzed: 10/21/2011

sec-Butylbenzene	ND	0.50	ug/L								
Styrene	ND	0.50	"								
tert-Butylbenzene	ND	0.50	"								
Tetrachloroethylene	ND	0.50	"								
Toluene	ND	0.50	"								
trans-1,2-Dichloroethylene	ND	0.50	"								
trans-1,3-Dichloropropylene	ND	0.50	"								
Trichloroethylene	ND	0.50	"								
Trichlorofluoromethane	ND	0.50	"								
Vinyl Chloride	ND	0.50	"								
Xylenes, Total	ND	1.5	"								

Surrogate: 1,2-Dichloroethane-d4

10.9

"

10.0

109

75.7-121

Surrogate: p-Bromofluorobenzene

10.2

"

10.0

102

71.3-131

Surrogate: Toluene-d8

11.0

"

10.0

110

86.7-112

LCS (BJ10817-BS1)

Prepared & Analyzed: 10/21/2011

1,1,1,2-Tetrachloroethane	9.97		ug/L	10.0		99.7	82.3-130				
1,1,1-Trichloroethane	9.58		"	10.0		95.8	75.6-137				
1,1,2,2-Tetrachloroethane	9.80		"	10.0		98.0	71.3-131				
1,1,2-Trichloro-1,2,2-trifluoroethane (Freon 113)	9.92		"	10.0		99.2	71.1-129				
1,1,2-Trichloroethane	9.81		"	10.0		98.1	74.5-129				
1,1-Dichloroethane	9.20		"	10.0		92.0	79.6-132				
1,1-Dichloroethylene	10.3		"	10.0		103	80.2-146				
1,1-Dichloropropylene	9.53		"	10.0		95.3	75-136				
1,2,3-Trichlorobenzene	9.22		"	10.0		92.2	66.1-136				
1,2,3-Trichloropropane	10.4		"	10.0		104	63-131				
1,2,4-Trichlorobenzene	9.62		"	10.0		96.2	70.6-136				
1,2,4-Trimethylbenzene	11.2		"	10.0		112	75.3-135				
1,2-Dibromo-3-chloropropane	12.4		"	10.0		124	58.9-140				
1,2-Dibromoethane	10.8		"	10.0		108	79-130				
1,2-Dichlorobenzene	10.2		"	10.0		102	76.1-122				
1,2-Dichloroethane	10.6		"	10.0		106	74.6-132				
1,2-Dichloropropane	12.3		"	10.0		123	76.9-129				
1,3,5-Trimethylbenzene	11.0		"	10.0		110	70.6-127				
1,3-Dichlorobenzene	9.35		"	10.0		93.5	77-124				
1,3-Dichloropropane	11.1		"	10.0		111	75.8-126				
1,4-Dichlorobenzene	9.69		"	10.0		96.9	76.6-125				
2,2-Dichloropropane	9.79		"	10.0		97.9	69-133				
2-Chlorotoluene	10.2		"	10.0		102	66.3-119				
2-Hexanone	11.8		"	10.0		118	70-130				
4-Chlorotoluene	11.2		"	10.0		112	69.2-127				
Acetone	14.3		"	10.0		143	70-130	High Bias			
Benzene	8.37		"	10.0		83.7	76.2-129				
Bromobenzene	10.9		"	10.0		109	71.3-123				
Bromochloromethane	8.93		"	10.0		89.3	70.8-137				
Bromodichloromethane	12.0		"	10.0		120	79.7-134				
Bromoform	10.8		"	10.0		108	70.5-141				
Bromomethane	7.61		"	10.0		76.1	43.9-147				
Carbon tetrachloride	9.95		"	10.0		99.5	78.1-138				
Chlorobenzene	10.0		"	10.0		100	80.4-125				
Chloroethane	8.87		"	10.0		88.7	55.8-140				
Chloroform	8.86		"	10.0		88.6	76.6-133				
Chloromethane	8.26		"	10.0		82.6	48.8-115				

Volatile Organic Compounds by EPA SW846-8260B - Quality Control Data

York Analytical Laboratories, Inc.

Analyte	Result	Reporting Limit	Units	Spike Level	Source* Result	%REC Limits	Flag	RPD	RPD Limit	Flag
---------	--------	--------------------	-------	----------------	-------------------	----------------	------	-----	--------------	------

Batch BJ10817 - EPA 5030B

LCS (BJ10817-BS1)

Prepared & Analyzed: 10/21/2011

cis-1,2-Dichloroethylene	7.83		ug/L	10.0		78.3				
cis-1,3-Dichloropropylene	11.2		"	10.0		112				
Dibromochloromethane	10.1		"	10.0		101				
Dibromomethane	10.6		"	10.0		106				
Dichlorodifluoromethane	6.91		"	10.0		69.1				
Ethyl Benzene	11.2		"	10.0		112				
Hexachlorobutadiene	10.2		"	10.0		102				
Isopropylbenzene	11.5		"	10.0		115				
Methyl tert-butyl ether (MTBE)	10.3		"	10.0		103				
Methylene chloride	7.00		"	10.0		70.0				
Naphthalene	9.13		"	10.0		91.3				
n-Butylbenzene	11.1		"	10.0		111				
n-Propylbenzene	10.8		"	10.0		108				
o-Xylene	11.1		"	10.0		111				
p- & m- Xylenes	22.6		"	20.0		113				
p-Isopropyltoluene	10.7		"	10.0		107				
sec-Butylbenzene	10.6		"	10.0		106				
Styrene	10.5		"	10.0		105				
tert-Butylbenzene	12.0		"	10.0		120				
Tetrachloroethylene	10.6		"	10.0		106				
Toluene	10.6		"	10.0		106				
trans-1,2-Dichloroethylene	10.2		"	10.0		102				
trans-1,3-Dichloropropylene	11.3		"	10.0		113				
Trichloroethylene	11.0		"	10.0		110				
Trichlorofluoromethane	9.42		"	10.0		94.2				
Vinyl Chloride	9.07		"	10.0		90.7				
<i>Surrogate: 1,2-Dichloroethane-d4</i>	<i>11.3</i>		<i>"</i>	<i>10.0</i>		<i>113</i>				
<i>Surrogate: p-Bromofluorobenzene</i>	<i>10.2</i>		<i>"</i>	<i>10.0</i>		<i>102</i>				
<i>Surrogate: Toluene-d8</i>	<i>10.9</i>		<i>"</i>	<i>10.0</i>		<i>109</i>				

Volatile Organic Compounds by EPA SW846-8260B - Quality Control Data

York Analytical Laboratories, Inc.

Analyte	Result	Reporting Limit	Units	Spike Level	Source* Result	%REC Limits	%REC Limits	Flag	RPD	RPD Limit	Flag
Batch BJ10817 - EPA 5030B											
LCS Dup (BJ10817-BSD1)											
Prepared & Analyzed: 10/21/2011											
1,1,1,2-Tetrachloroethane	10.7		ug/L	10.0		107	82.3-130		7.25	21.1	
1,1,1-Trichloroethane	10.4		"	10.0		104	75.6-137		8.69	19.7	
1,1,2,2-Tetrachloroethane	10.6		"	10.0		106	71.3-131		8.31	20.8	
1,1,2-Trichloro-1,2,2-trifluoroethane (Freon 113)	10.8		"	10.0		108	71.1-129		8.77	21.7	
1,1,2-Trichloroethane	10.5		"	10.0		105	74.5-129		6.70	20.3	
1,1-Dichloroethane	10.0		"	10.0		100	79.6-132		8.53	20.6	
1,1-Dichloroethylene	11.2		"	10.0		112	80.2-146		8.37	20	
1,1-Dichloropropylene	10.7		"	10.0		107	75-136		11.5	19.3	
1,2,3-Trichlorobenzene	9.81		"	10.0		98.1	66.1-136		6.20	21.6	
1,2,3-Trichloropropane	11.3		"	10.0		113	63-131		8.95	23.9	
1,2,4-Trichlorobenzene	10.4		"	10.0		104	70.6-136		7.70	21.7	
1,2,4-Trimethylbenzene	11.7		"	10.0		117	75.3-135		4.71	18.8	
1,2-Dibromo-3-chloropropane	12.5		"	10.0		125	58.9-140		0.402	27.7	
1,2-Dibromoethane	11.0		"	10.0		110	79-130		1.38	23	
1,2-Dichlorobenzene	10.6		"	10.0		106	76.1-122		4.23	19.8	
1,2-Dichloroethane	11.3		"	10.0		113	74.6-132		6.67	20.2	
1,2-Dichloropropane	12.3		"	10.0		123	76.9-129		0.488	20.7	
1,3,5-Trimethylbenzene	11.5		"	10.0		115	70.6-127		4.54	18.9	
1,3-Dichlorobenzene	10.0		"	10.0		100	77-124		7.02	19.2	
1,3-Dichloropropane	11.6		"	10.0		116	75.8-126		4.84	22.1	
1,4-Dichlorobenzene	9.94		"	10.0		99.4	76.6-125		2.55	18.6	
2,2-Dichloropropane	10.8		"	10.0		108	69-133		10.1	19.8	
2-Chlorotoluene	10.7		"	10.0		107	66.3-119		4.80	21.6	
2-Hexanone	11.7		"	10.0		117	70-130		1.53	30	
4-Chlorotoluene	11.8		"	10.0		118	69.2-127		4.78	19	
Acetone	13.4		"	10.0		134	70-130	High Bias	6.27	30	
Benzene	9.27		"	10.0		92.7	76.2-129		10.2	19	
Bromobenzene	11.5		"	10.0		115	71.3-123		5.28	20.3	
Bromochloromethane	9.86		"	10.0		98.6	70.8-137		9.90	23.9	
Bromodichloromethane	12.2		"	10.0		122	79.7-134		2.15	21	
Bromoform	10.3		"	10.0		103	70.5-141		5.41	21.8	
Bromomethane	9.80		"	10.0		98.0	43.9-147		25.2	28.4	
Carbon tetrachloride	11.0		"	10.0		110	78.1-138		10.4	20.1	
Chlorobenzene	10.4		"	10.0		104	80.4-125		3.44	19.9	
Chloroethane	9.93		"	10.0		99.3	55.8-140		11.3	23.3	
Chloroform	9.78		"	10.0		97.8	76.6-133		9.87	20.3	
Chloromethane	10.1		"	10.0		101	48.8-115		20.4	24.5	
cis-1,2-Dichloroethylene	8.57		"	10.0		85.7	75.1-128		9.02	20.5	
cis-1,3-Dichloropropylene	11.4		"	10.0		114	74.5-128		2.39	19.9	
Dibromochloromethane	10.9		"	10.0		109	79.8-134		7.80	21.3	
Dibromomethane	11.2		"	10.0		112	79-130		5.14	22.4	
Dichlorodifluoromethane	7.64		"	10.0		76.4	47.1-101		10.0	23.9	
Ethyl Benzene	11.4		"	10.0		114	80.8-128		2.48	19.2	
Hexachlorobutadiene	10.6		"	10.0		106	64.8-128		3.17	20.6	
Isopropylbenzene	12.1		"	10.0		121	75.5-135		4.58	20	
Methyl tert-butyl ether (MTBE)	11.9		"	10.0		119	65.1-140		14.7	23.6	
Methylene chloride	7.35		"	10.0		73.5	61.3-120		4.88	20.4	
Naphthalene	9.82		"	10.0		98.2	62.3-148		7.28	27.1	
n-Butylbenzene	11.9		"	10.0		119	67.2-123		6.60	19.1	
n-Propylbenzene	11.3		"	10.0		113	70.5-127		4.62	23.4	
o-Xylene	11.5		"	10.0		115	75.9-122		4.07	19.3	
p- & m- Xylenes	23.3		"	20.0		116	77.7-127		2.79	18.6	
p-Isopropyltoluene	11.1		"	10.0		111	75.6-129		3.94	19.1	

Volatile Organic Compounds by EPA SW846-8260B - Quality Control Data

York Analytical Laboratories, Inc.

Analyte	Result	Reporting	Units	Spike	Source*	%REC	Flag	RPD	
		Limit			Result	Limits		RPD	Limit

Batch BJ10817 - EPA 5030B

LCS Dup (BJ10817-bsd1)

Prepared & Analyzed: 10/21/2011

sec-Butylbenzene	11.1		ug/L	10.0	111	71.5-125		4.51	18.9
Styrene	10.9		"	10.0	109	77.8-123		3.92	20.9
tert-Butylbenzene	12.7		"	10.0	127	75.9-151		5.59	20.9
Tetrachloroethylene	11.0		"	10.0	110	63.6-167		3.52	27.7
Toluene	11.0		"	10.0	110	77-123		4.17	18.7
trans-1,2-Dichloroethylene	11.2		"	10.0	112	76.3-139		9.72	19.5
trans-1,3-Dichloropropylene	12.3		"	10.0	123	72.5-137		8.14	19.3
Trichloroethylene	11.0		"	10.0	110	77.9-130		0.272	20.5
Trichlorofluoromethane	10.5		"	10.0	105	57.4-133		10.9	21.4
Vinyl Chloride	10.2		"	10.0	102	54.9-124		11.3	22.3
<i>Surrogate: 1,2-Dichloroethane-d4</i>	<i>12.0</i>		<i>"</i>	<i>10.0</i>	<i>120</i>	<i>75.7-121</i>			
<i>Surrogate: p-Bromofluorobenzene</i>	<i>10.2</i>		<i>"</i>	<i>10.0</i>	<i>102</i>	<i>71.3-131</i>			
<i>Surrogate: Toluene-d8</i>	<i>10.8</i>		<i>"</i>	<i>10.0</i>	<i>108</i>	<i>86.7-112</i>			

Batch BJ10884 - EPA 5030B

Blank (BJ10884-blk1)

Prepared & Analyzed: 10/24/2011

1,1,1,2-Tetrachloroethane	ND	0.50	ug/L						
1,1,1-Trichloroethane	ND	0.50	"						
1,1,2,2-Tetrachloroethane	ND	0.50	"						
1,1,2-Trichloro-1,2,2-trifluoroethane (Freon 113)	ND	0.50	"						
1,1,2-Trichloroethane	ND	0.50	"						
1,1-Dichloroethane	ND	0.50	"						
1,1-Dichloroethylene	ND	0.50	"						
1,1-Dichloropropylene	ND	0.50	"						
1,2,3-Trichlorobenzene	ND	2.0	"						
1,2,3-Trichloropropane	ND	0.50	"						
1,2,4-Trichlorobenzene	ND	2.0	"						
1,2,4-Trimethylbenzene	ND	0.50	"						
1,2-Dibromo-3-chloropropane	ND	2.0	"						
1,2-Dibromoethane	ND	0.50	"						
1,2-Dichlorobenzene	ND	0.50	"						
1,2-Dichloroethane	ND	0.50	"						
1,2-Dichloropropane	ND	0.50	"						
1,3,5-Trimethylbenzene	ND	0.50	"						
1,3-Dichlorobenzene	ND	0.50	"						
1,3-Dichloropropane	ND	0.50	"						
1,4-Dichlorobenzene	ND	0.50	"						
2,2-Dichloropropane	ND	0.50	"						
2-Chlorotoluene	ND	0.50	"						
2-Hexanone	ND	0.50	"						
4-Chlorotoluene	ND	0.50	"						
Acetone	1.9	2.0	"						
Benzene	ND	0.50	"						
Bromobenzene	ND	0.50	"						
Bromochloromethane	ND	0.50	"						
Bromodichloromethane	ND	0.50	"						
Bromoform	ND	0.50	"						
Bromomethane	ND	0.50	"						
Carbon tetrachloride	ND	0.50	"						
Chlorobenzene	ND	0.50	"						
Chloroethane	ND	0.50	"						
Chloroform	ND	0.50	"						

Volatile Organic Compounds by EPA SW846-8260B - Quality Control Data

York Analytical Laboratories, Inc.

Analyte	Result	Reporting Limit	Units	Spike Level	Source* Result	%REC Limits	Flag	RPD	RPD Limit	Flag
---------	--------	--------------------	-------	----------------	-------------------	----------------	------	-----	--------------	------

Batch BJ10884 - EPA 5030B

Blank (BJ10884-BLK1)

Prepared & Analyzed: 10/24/2011

Chloromethane	ND	0.50	ug/L							
cis-1,2-Dichloroethylene	ND	0.50	"							
cis-1,3-Dichloropropylene	ND	0.50	"							
Dibromochloromethane	ND	0.50	"							
Dibromomethane	ND	0.50	"							
Dichlorodifluoromethane	ND	0.50	"							
Ethyl Benzene	ND	0.50	"							
Hexachlorobutadiene	ND	0.50	"							
Isopropylbenzene	ND	0.50	"							
Methyl tert-butyl ether (MTBE)	ND	0.50	"							
Methylene chloride	0.69	2.0	"							
Naphthalene	0.56	2.0	"							
n-Butylbenzene	ND	0.50	"							
n-Propylbenzene	ND	0.50	"							
o-Xylene	ND	0.50	"							
p- & m- Xylenes	ND	1.0	"							
p-Isopropyltoluene	ND	0.50	"							
sec-Butylbenzene	ND	0.50	"							
Styrene	ND	0.50	"							
tert-Butylbenzene	ND	0.50	"							
Tetrachloroethylene	ND	0.50	"							
Toluene	ND	0.50	"							
trans-1,2-Dichloroethylene	ND	0.50	"							
trans-1,3-Dichloropropylene	ND	0.50	"							
Trichloroethylene	ND	0.50	"							
Trichlorofluoromethane	ND	0.50	"							
Vinyl Chloride	ND	0.50	"							
Xylenes, Total	ND	1.5	"							
<hr/>										
<i>Surrogate: 1,2-Dichloroethane-d4</i>	<i>11.6</i>		<i>"</i>	<i>10.0</i>		<i>116</i>	<i>75.7-121</i>			
<i>Surrogate: p-Bromofluorobenzene</i>	<i>10.7</i>		<i>"</i>	<i>10.0</i>		<i>107</i>	<i>71.3-131</i>			
<i>Surrogate: Toluene-d8</i>	<i>11.4</i>		<i>"</i>	<i>10.0</i>		<i>114</i>	<i>86.7-112</i>			

Volatile Organic Compounds by EPA SW846-8260B - Quality Control Data

York Analytical Laboratories, Inc.

Analyte	Result	Reporting Limit	Units	Spike Level	Source* Result	%REC Limits	%REC Limits	Flag	RPD	RPD Limit	Flag
Batch BJ10884 - EPA 5030B											
LCS (BJ10884-BS1)											
Prepared & Analyzed: 10/24/2011											
1,1,1,2-Tetrachloroethane	9.76		ug/L	10.0		97.6	82.3-130				
1,1,1-Trichloroethane	8.80		"	10.0		88.0	75.6-137				
1,1,2,2-Tetrachloroethane	8.93		"	10.0		89.3	71.3-131				
1,1,2-Trichloro-1,2,2-trifluoroethane (Freon 113)	8.78		"	10.0		87.8	71.1-129				
1,1,2-Trichloroethane	9.09		"	10.0		90.9	74.5-129				
1,1-Dichloroethane	8.10		"	10.0		81.0	79.6-132				
1,1-Dichloroethylene	9.31		"	10.0		93.1	80.2-146				
1,1-Dichloropropylene	9.02		"	10.0		90.2	75-136				
1,2,3-Trichlorobenzene	9.10		"	10.0		91.0	66.1-136				
1,2,3-Trichloropropane	8.58		"	10.0		85.8	63-131				
1,2,4-Trichlorobenzene	10.5		"	10.0		105	70.6-136				
1,2,4-Trimethylbenzene	10.6		"	10.0		106	75.3-135				
1,2-Dibromo-3-chloropropane	13.2		"	10.0		132	58.9-140				
1,2-Dibromoethane	9.40		"	10.0		94.0	79-130				
1,2-Dichlorobenzene	8.99		"	10.0		89.9	76.1-122				
1,2-Dichloroethane	9.60		"	10.0		96.0	74.6-132				
1,2-Dichloropropane	10.9		"	10.0		109	76.9-129				
1,3,5-Trimethylbenzene	9.99		"	10.0		99.9	70.6-127				
1,3-Dichlorobenzene	9.05		"	10.0		90.5	77-124				
1,3-Dichloropropane	9.81		"	10.0		98.1	75.8-126				
1,4-Dichlorobenzene	8.71		"	10.0		87.1	76.6-125				
2,2-Dichloropropane	8.66		"	10.0		86.6	69-133				
2-Chlorotoluene	9.31		"	10.0		93.1	66.3-119				
2-Hexanone	9.37		"	10.0		93.7	70-130				
4-Chlorotoluene	10.2		"	10.0		102	69.2-127				
Acetone	9.21		"	10.0		92.1	70-130				
Benzene	7.42		"	10.0		74.2	76.2-129	Low Bias			
Bromobenzene	9.49		"	10.0		94.9	71.3-123				
Bromochloromethane	7.87		"	10.0		78.7	70.8-137				
Bromodichloromethane	10.7		"	10.0		107	79.7-134				
Bromoform	10.1		"	10.0		101	70.5-141				
Bromomethane	7.51		"	10.0		75.1	43.9-147				
Carbon tetrachloride	9.63		"	10.0		96.3	78.1-138				
Chlorobenzene	9.17		"	10.0		91.7	80.4-125				
Chloroethane	8.14		"	10.0		81.4	55.8-140				
Chloroform	7.97		"	10.0		79.7	76.6-133				
Chloromethane	7.90		"	10.0		79.0	48.8-115				
cis-1,2-Dichloroethylene	7.16		"	10.0		71.6	75.1-128	Low Bias			
cis-1,3-Dichloropropylene	9.49		"	10.0		94.9	74.5-128				
Dibromochloromethane	9.91		"	10.0		99.1	79.8-134				
Dibromomethane	10.3		"	10.0		103	79-130				
Dichlorodifluoromethane	6.32		"	10.0		63.2	47.1-101				
Ethyl Benzene	10.2		"	10.0		102	80.8-128				
Hexachlorobutadiene	9.92		"	10.0		99.2	64.8-128				
Isopropylbenzene	10.7		"	10.0		107	75.5-135				
Methyl tert-butyl ether (MTBE)	8.45		"	10.0		84.5	65.1-140				
Methylene chloride	6.73		"	10.0		67.3	61.3-120				
Naphthalene	8.72		"	10.0		87.2	62.3-148				
n-Butylbenzene	11.2		"	10.0		112	67.2-123				
n-Propylbenzene	9.78		"	10.0		97.8	70.5-127				
o-Xylene	10.1		"	10.0		101	75.9-122				
p- & m- Xylenes	21.3		"	20.0		107	77.7-127				
p-Isopropyltoluene	10.0		"	10.0		100	75.6-129				

Volatile Organic Compounds by EPA SW846-8260B - Quality Control Data

York Analytical Laboratories, Inc.

Analyte	Result	Reporting Limit	Units	Spike Level	Source* Result	%REC Limits	%REC Limits	Flag	RPD	RPD Limit	Flag
Batch BJ10884 - EPA 5030B											
LCS (BJ10884-BS1)											
						Prepared & Analyzed: 10/24/2011					
sec-Butylbenzene	9.76		ug/L	10.0		97.6	71.5-125				
Styrene	9.59		"	10.0		95.9	77.8-123				
tert-Butylbenzene	11.4		"	10.0		114	75.9-151				
Tetrachloroethylene	9.87		"	10.0		98.7	63.6-167				
Toluene	9.81		"	10.0		98.1	77-123				
trans-1,2-Dichloroethylene	9.35		"	10.0		93.5	76.3-139				
trans-1,3-Dichloropropylene	10.4		"	10.0		104	72.5-137				
Trichloroethylene	10.0		"	10.0		100	77.9-130				
Trichlorofluoromethane	8.84		"	10.0		88.4	57.4-133				
Vinyl Chloride	8.67		"	10.0		86.7	54.9-124				
<i>Surrogate: 1,2-Dichloroethane-d4</i>	<i>11.5</i>		<i>"</i>	<i>10.0</i>		<i>115</i>	<i>75.7-121</i>				
<i>Surrogate: p-Bromofluorobenzene</i>	<i>9.95</i>		<i>"</i>	<i>10.0</i>		<i>99.5</i>	<i>71.3-131</i>				
<i>Surrogate: Toluene-d8</i>	<i>11.0</i>		<i>"</i>	<i>10.0</i>		<i>110</i>	<i>86.7-112</i>				
LCS Dup (BJ10884-BSD1)											
						Prepared & Analyzed: 10/24/2011					
1,1,1,2-Tetrachloroethane	10.3		ug/L	10.0		103	82.3-130		5.38	21.1	
1,1,1-Trichloroethane	10.2		"	10.0		102	75.6-137		14.3	19.7	
1,1,2,2-Tetrachloroethane	9.79		"	10.0		97.9	71.3-131		9.19	20.8	
1,1,2-Trichloro-1,2,2-trifluoroethane (Freon 113)	9.65		"	10.0		96.5	71.1-129		9.44	21.7	
1,1,2-Trichloroethane	10.4		"	10.0		104	74.5-129		13.3	20.3	
1,1-Dichloroethane	9.21		"	10.0		92.1	79.6-132		12.8	20.6	
1,1-Dichloroethylene	10.1		"	10.0		101	80.2-146		8.34	20	
1,1-Dichloropropylene	9.67		"	10.0		96.7	75-136		6.96	19.3	
1,2,3-Trichlorobenzene	9.32		"	10.0		93.2	66.1-136		2.39	21.6	
1,2,3-Trichloropropane	10.5		"	10.0		105	63-131		20.3	23.9	
1,2,4-Trichlorobenzene	11.0		"	10.0		110	70.6-136		5.21	21.7	
1,2,4-Trimethylbenzene	11.1		"	10.0		111	75.3-135		4.33	18.8	
1,2-Dibromo-3-chloropropane	13.6		"	10.0		136	58.9-140		3.22	27.7	
1,2-Dibromoethane	10.6		"	10.0		106	79-130		12.4	23	
1,2-Dichlorobenzene	9.71		"	10.0		97.1	76.1-122		7.70	19.8	
1,2-Dichloroethane	10.8		"	10.0		108	74.6-132		11.7	20.2	
1,2-Dichloropropane	11.6		"	10.0		116	76.9-129		6.50	20.7	
1,3,5-Trimethylbenzene	10.6		"	10.0		106	70.6-127		5.64	18.9	
1,3-Dichlorobenzene	9.62		"	10.0		96.2	77-124		6.11	19.2	
1,3-Dichloropropane	10.9		"	10.0		109	75.8-126		10.8	22.1	
1,4-Dichlorobenzene	9.54		"	10.0		95.4	76.6-125		9.10	18.6	
2,2-Dichloropropane	9.43		"	10.0		94.3	69-133		8.51	19.8	
2-Chlorotoluene	9.98		"	10.0		99.8	66.3-119		6.95	21.6	
2-Hexanone	11.4		"	10.0		114	70-130		20.0	30	
4-Chlorotoluene	10.6		"	10.0		106	69.2-127		4.23	19	
Acetone	8.75		"	10.0		87.5	70-130		5.12	30	
Benzene	8.19		"	10.0		81.9	76.2-129		9.87	19	
Bromobenzene	10.8		"	10.0		108	71.3-123		12.5	20.3	
Bromochloromethane	9.52		"	10.0		95.2	70.8-137		19.0	23.9	
Bromodichloromethane	11.6		"	10.0		116	79.7-134		8.17	21	
Bromoform	11.2		"	10.0		112	70.5-141		10.3	21.8	
Bromomethane	8.81		"	10.0		88.1	43.9-147		15.9	28.4	
Carbon tetrachloride	10.5		"	10.0		105	78.1-138		8.36	20.1	
Chlorobenzene	9.99		"	10.0		99.9	80.4-125		8.56	19.9	
Chloroethane	8.84		"	10.0		88.4	55.8-140		8.24	23.3	
Chloroform	8.99		"	10.0		89.9	76.6-133		12.0	20.3	
Chloromethane	8.64		"	10.0		86.4	48.8-115		8.95	24.5	
cis-1,2-Dichloroethylene	7.86		"	10.0		78.6	75.1-128		9.32	20.5	

Volatile Organic Compounds by EPA SW846-8260B - Quality Control Data

York Analytical Laboratories, Inc.

Analyte	Result	Reporting Limit	Units	Spike Level	Source* Result	%REC Limits	%REC Limits	Flag	RPD	RPD Limit	Flag
Batch BJ10884 - EPA 5030B											
LCS Dup (BJ10884-BSD1)											
										Prepared & Analyzed: 10/24/2011	
cis-1,3-Dichloropropylene	10.3		ug/L	10.0		103	74.5-128		8.19	19.9	
Dibromochloromethane	11.1		"	10.0		111	79.8-134		11.4	21.3	
Dibromomethane	11.4		"	10.0		114	79-130		9.59	22.4	
Dichlorodifluoromethane	6.92		"	10.0		69.2	47.1-101		9.06	23.9	
Ethyl Benzene	10.8		"	10.0		108	80.8-128		5.61	19.2	
Hexachlorobutadiene	9.76		"	10.0		97.6	64.8-128		1.63	20.6	
Isopropylbenzene	11.3		"	10.0		113	75.5-135		5.72	20	
Methyl tert-butyl ether (MTBE)	9.47		"	10.0		94.7	65.1-140		11.4	23.6	
Methylene chloride	7.30		"	10.0		73.0	61.3-120		8.13	20.4	
Naphthalene	9.52		"	10.0		95.2	62.3-148		8.77	27.1	
n-Butylbenzene	11.6		"	10.0		116	67.2-123		3.16	19.1	
n-Propylbenzene	10.4		"	10.0		104	70.5-127		6.24	23.4	
o-Xylene	10.5		"	10.0		105	75.9-122		3.89	19.3	
p- & m- Xylenes	22.0		"	20.0		110	77.7-127		2.91	18.6	
p-Isopropyltoluene	10.5		"	10.0		105	75.6-129		4.58	19.1	
sec-Butylbenzene	10.2		"	10.0		102	71.5-125		4.02	18.9	
Styrene	10.2		"	10.0		102	77.8-123		5.77	20.9	
tert-Butylbenzene	12.2		"	10.0		122	75.9-151		7.04	20.9	
Tetrachloroethylene	10.3		"	10.0		103	63.6-167		4.26	27.7	
Toluene	10.4		"	10.0		104	77-123		5.84	18.7	
trans-1,2-Dichloroethylene	10.2		"	10.0		102	76.3-139		8.89	19.5	
trans-1,3-Dichloropropylene	11.0		"	10.0		110	72.5-137		5.90	19.3	
Trichloroethylene	10.6		"	10.0		106	77.9-130		6.11	20.5	
Trichlorofluoromethane	9.87		"	10.0		98.7	57.4-133		11.0	21.4	
Vinyl Chloride	9.28		"	10.0		92.8	54.9-124		6.80	22.3	
<i>Surrogate: 1,2-Dichloroethane-d4</i>	<i>12.0</i>		<i>"</i>	<i>10.0</i>		<i>120</i>	<i>75.7-121</i>				
<i>Surrogate: p-Bromofluorobenzene</i>	<i>9.77</i>		<i>"</i>	<i>10.0</i>		<i>97.7</i>	<i>71.3-131</i>				
<i>Surrogate: Toluene-d8</i>	<i>10.9</i>		<i>"</i>	<i>10.0</i>		<i>109</i>	<i>86.7-112</i>				

YORK

ANALYTICAL LABORATORIES, INC.

Metals by EPA 6000 Series Methods - Quality Control Data

York Analytical Laboratories, Inc.

Analyte	Result	Reporting Limit	Units	Spike Level	Source* Result	%REC Limits	Flag	RPD Limit	Flag
Batch BJ10785 - EPA SW 846-3010A									
Blank (BJ10785-BLK1)							Prepared & Analyzed: 10/20/2011		
Iron	0.0110	0.0100	mg/L						
Duplicate (BJ10785-DUP1)							Prepared & Analyzed: 10/20/2011		
	*Source sample: 11J0627-01 (WQ101811:1240NP2-10)								
Iron	0.357	0.0100	mg/L		0.354			0.861	20
Matrix Spike (BJ10785-MS1)							Prepared & Analyzed: 10/20/2011		
	*Source sample: 11J0627-01 (WQ101811:1240NP2-10)								
Iron	1.41	0.0100	mg/L	1.00	0.354	106	75-125		
Reference (BJ10785-SRM1)							Prepared & Analyzed: 10/20/2011		
Iron	0.620	0.0100	mg/L	0.589		105	87.9-113		

YORK

ANALYTICAL LABORATORIES, INC.

Metals by EPA 200 Series Methods - Quality Control Data

York Analytical Laboratories, Inc.

Analyte	Result	Reporting Limit	Units	Spike Level	Source* Result	%REC	%REC Limits	Flag	RPD	RPD Limit	Flag
Batch BJ10785 - EPA SW 846-3010A											
Blank (BJ10785-BLK1)								Prepared & Analyzed: 10/20/2011			
Iron	0.0110	0.0100	mg/L								
Duplicate (BJ10785-DUP1)								*Source sample: 11J0627-01 (WQ101811:1240NP2-10) Prepared & Analyzed: 10/20/2011			
Iron	6.94	0.0100	mg/L		6.93				0.114	20	
Matrix Spike (BJ10785-MS1)								*Source sample: 11J0627-01 (WQ101811:1240NP2-10) Prepared & Analyzed: 10/20/2011			
Iron	8.09	0.0100	mg/L	1.00	6.93	116	75-125				
Reference (BJ10785-SRM1)								Prepared & Analyzed: 10/20/2011			
Iron	0.620	0.0100	mg/L	0.589		105	87.9-113				

Miscellaneous Physical/Conventional Chemistry Parameters - Quality Control Data

York Analytical Laboratories, Inc.

Analyte	Result	Reporting Limit	Units	Spike Level	Source* Result	%REC Limits	Flag	RPD	RPD Limit	Flag
Batch BJ10868 - % Solids Prep										
Blank (BJ10868-BLK1)							Prepared & Analyzed: 10/25/2011			
Total Dissolved Solids	ND	1.00	mg/L							
Duplicate (BJ10868-DUP1)							Prepared & Analyzed: 10/25/2011			
*Source sample: 11J0627-01 (WQ101811:1240NP2-10)										
Total Dissolved Solids	190	1.00	mg/L		195			2.60	15	

Notes and Definitions

J	Detected below the Reporting Limit but greater than or equal to the Method Detection Limit (MDL); therefore, the result is an estimated concentration.
J	Detected below the Reporting Limit but greater than or equal to the Method Detection Limit (MDL); therefore, the result is an estimated concentration.
B	Analyte is found in the associated analysis batch blank. For volatiles, methylene chloride and acetone are common lab contaminants. Data users should consider anything <10x the blank value as artifact.
B	Analyte is found in the associated analysis batch blank. For volatiles, methylene chloride and acetone are common lab contaminants. Data users should consider anything <10x the blank value as artifact.

ND	Analyte NOT DETECTED at the stated Reporting Limit (RL) or above.
RL	REPORTING LIMIT - the minimum reportable value based upon the lowest point in the analyte calibration curve.
MDL	METHOD DETECTION LIMIT - the minimum concentration that can be measured and reported with a 99% confidence that the concentration is greater than zero. If requested or required, a value reported below the RL and above the MDL is considered estimated and is noted with a "J" flag.
NR	Not reported
RPD	Relative Percent Difference
Wet	The data has been reported on an as-received (wet weight) basis
Low Bias	Low Bias flag indicates that the recovery of the flagged analyte is below the laboratory or regulatory lower control limit. The data user should take note that this analyte may be biased low but should evaluate multiple lines of evidence including the LCS and site-specific MS/MSD data to draw bias conclusions. In cases where no site-specific MS/MSD was requested, only the LCS data can be used to evaluate such bias.
High Bias	High Bias flag indicates that the recovery of the flagged analyte is above the laboratory or regulatory upper control limit. The data user should take note that this analyte may be biased high but should evaluate multiple lines of evidence including the LCS and site-specific MS/MSD data to draw bias conclusions. In cases where no site-specific MS/MSD was requested, only the LCS data can be used to evaluate such bias.
Non-Dir.	Non-dir. flag (Non-Directional Bias) indicates that the Relative Percent Difference (RPD) (a measure of precision) among the MS and MSD data is outside the laboratory or regulatory control limit. This alerts the data user where the MS and MSD are from site-specific samples that the RPD is high due to either non-homogeneous distribution of target analyte between the MS/MSD or indicates poor reproducibility for other reasons.

Corrective Action:


Field Chain-of-Custody Record

NOTE: York's Std. Terms & Conditions are listed on the back side of this document. This document serves as your written authorization to York to proceed with the analyses requested and your signature binds you to York's Std. Terms & Conditions unless superseded by written contract.

York Project No. 1150626

Client Information		Report to:		Invoice To:		Client Project ID		Turn-Around Time		Report Type/Deliverables	
Company: LBG	<input checked="" type="checkbox"/> SAME	Name: <u>Tunde Sandor</u>	<input checked="" type="checkbox"/> SAME	Name: <u>Mark Goldberg</u>		RUSH Same Day	Summary	X, pdf			
Address: <u>4 Research Drive,</u>		Company: <u>Same</u>		Company: <u>Same</u>		RUSH Next Day	QA/QC Summary	X, pdf			
Phone no.: <u>203-929-9555</u>		Address: <u> </u>		Address: <u> </u>		RUSH Two Day	CT RCP Pkg				
Contact Person <u>Tunde Sandor</u>						RUSH Three Day	ASP A Pkg	NP2-10 only, pdf			
E-mail Addr.: <u>tsandor@lbgcl.com</u>						RUSH Four Day	ASP B Pkg				
FAX No.: <u>203-926-9140</u>						Standard (5-7 days)	Excel				
						OTHER	EDD	X, Excel			

Print Clearly and Legibly. All information must be complete. Samples will NOT be logged in and the turn-around time clock will not begin until any questions by York are resolved.

Samples Collected/Authorized By (Signature)

Name (printed)
STEPHEN HAWAT

Matrix Codes	Volatiles	Semi-Voliles	Metals	Misc. Org.	Full Lists	Miscellaneous Parameters	Special Instructions
S - soil	8260 full	8270 or 625	PCRA8	TPH GRO	Pri. Pol.	Comsivity	Color
Other - specify (oil, etc)	TICs	8082PCB	PCP13	TPH DRO	TCL Ogrens	Reactivity	Phenols
WW - wastewater	Site Spec.	8081Pest	IBN Only	815H herb	TAL MatCN	Regnability	Cyanide-T
GW - groundwater	SUP/TCLP	Acid Only	PAH	App. IX	Full TCLP	Flash Point	Cyanide-A
DW - drinking water	BTEX	Nassau Co.	TAGM	Site Spec.	Full App. IX	Sieve Anal.	BOOD5
Air-A - ambient air	MTBE	Suffolk Co.	CT RCP	SUP/TCLP	Full App. IX	Heteroaryl	BOOD5
Air-SV - soil vapor	TCL list	Ketones	TCL list	Site Spec.	Part 304/306	TOX	BOOD5
	CT RCP	Oxyarates	HICs	TCLP Pest	Part 304/306	BTU/lb	BOOD5
	Arom.	TCLP list	App. IX	HIC, Pb, As, Cd	Part 304/306	Aqueous Tox	COO
	Halog.	524.2	Chlordane	Cr. Ni, Bc, Fe	NYCDEP	TOC	TSS
	App. IX	502.2	SUP/TCLP	So. Ti, Sk, Cu	NYCDEP	Asbestos	F.O.G.
	8021B list	5035	TCLP, BNA, 608 PCB	Na, Ni, Cu, Cr, Hg, Pb, Zn, Cd, Hctium	TAGM	Silica	Total Solids

Sample Identification	Date Sampled	Sample Matrix	Choose Analyses Needed from the Menu Above and Enter Below	Container Description(s)
10/10/11 1230 NP2-6	10/19/11 1220	GW	Fe by EPA 200.7 / Fe, Dissolved by EPA 6010 (SW846-6010B) / Total Solids (Aq) (SM 2540C) / VOCs, 8260 List (EPA SW845-8260B)	2v 2p
10/10/11 1235 NP2-7	1215	GW	Fe by EPA 200.7 / Fe, Dissolved by EPA 6010 (SW846-6010B) / Total Solids (Aq) (SM 2540C) / VOCs, 8260 List (EPA SW845-8260B)	2v 2p
10/10/11 1240 NP2-10	1240	GW	Fe by EPA 200.7 / Fe, Dissolved by EPA 6010 (SW846-6010B) / Total Solids (Aq) (SM 2540C) / VOCs, 8260 List (EPA SW845-8260B) / TDS (SM 2540C)	2v 3p

Comments	Cool 4°C	HNO3	H2SO4	NaOH	NONE	FROZEN	Temperature on Receipt
	10/19/11 3:10 pm	10/19/11 3:10 pm	10/19/11 3:10 pm	10/19/11 1700	10/19/11 1700	10/19/11 3:10 pm	42.0°C
	Samples Relinquished By	Date/Time	Samples Relinquished By	Date/Time	Samples Received By	Date/Time	
	Samples Relinquished By	Date/Time	Samples Relinquished By	Date/Time	Samples Received in LAB by	Date/Time	

YORK

ANALYTICAL LABORATORIES, INC.

Technical Report

prepared for:

Leggette Brashears & Graham Shelton Office

4 Research Drive, Suite 301

Shelton CT, 06484

Attention: Tunde Sandor

Report Date: 11/09/2011

Client Project ID: Rowe Industries

York Project (SDG) No.: 11K0110

CT License No. PH-0723

New Jersey License No. CT-005



New York License No. 10854

PA License No. 68-04440

Report Date: 11/09/2011
Client Project ID: Rowe Industries
York Project (SDG) No.: 11K0110

Leggette Brashears & Graham Shelton Office
4 Research Drive, Suite 301
Shelton CT, 06484
Attention: Tunde Sandor

Purpose and Results

This report contains the analytical data for the sample(s) identified on the attached chain-of-custody received in our laboratory on November 02, 2011 and listed below. The project was identified as your project: **Rowe Industries**.

The analyses were conducted utilizing appropriate EPA, Standard Methods, and ASTM methods as detailed in the data summary tables.

All samples were received in proper condition meeting the customary acceptance requirements for environmental samples except those indicated under the Notes section of this report.

All analyses met the method and laboratory standard operating procedure requirements except as indicated by any data flags, the meaning of which are explained in the attachment to this report, and case narrative if applicable.

The results of the analyses, which are all reported on dry weight basis (soils) unless otherwise noted, are detailed in the following pages.

Please contact Client Services at 203.325.1371 with any questions regarding this report.

<u>York Sample ID</u>	<u>Client Sample ID</u>	<u>Matrix</u>	<u>Date Collected</u>	<u>Date Received</u>
11K0110-01	WQ102511:1520NP2-6	Water	10/25/2011	11/02/2011
11K0110-02	WQ102511:1525NP2-7	Water	10/25/2011	11/02/2011
11K0112-01	WQ102511:1530NP2-10	Water	10/25/2011	11/02/2011

General Notes for York Project (SDG) No.: 11K0110

1. The RLs and MDLs (Reporting Limit and Method Detection Limit respectively) reported are adjusted for any dilution necessary due to the levels of target and/or non-target analytes and matrix interference. The RL(REPORTING LIMIT) is based upon the lowest standard utilized for the calibration where applicable.
2. Samples are retained for a period of thirty days after submittal of report, unless other arrangements are made.
3. York's liability for the above data is limited to the dollar value paid to York for the referenced project.
4. This report shall not be reproduced without the written approval of York Analytical Laboratories, Inc.
5. All samples were received in proper condition for analysis with proper documentation, unless otherwise noted.
6. All analyses conducted met method or Laboratory SOP requirements. See the Qualifiers and/or Narrative sections for further information.
7. It is noted that no analyses reported herein were subcontracted to another laboratory, unless noted in the report.
8. This report reflects results that relate only to the samples submitted on the attached chain-of-custody form(s) received by York.

Approved By:



Robert Q. Bradley
Executive Vice President / Laboratory Director

Date: 11/09/2011

YORK

Sample Information

Client Sample ID: WQ102511:1520NP2-6

York Sample ID: 11K0110-01

York Project (SDG) No.
11K0110

Client Project ID
Rowe Industries

Matrix
Water

Collection Date/Time
October 25, 2011 3:20 pm

Date Received
11/02/2011

Volatile Organics, 8260 List - Low Level

Sample Notes:

Sample Prepared by Method: EPA 5030B

CAS No.	Parameter	Result	Flag	Units	MDL	RL	Dilution	Reference Method	Date/Time Prepared	Date/Time Analyzed	Analyst
630-20-6	1,1,1,2-Tetrachloroethane	ND		ug/L	0.055	0.50	1	EPA SW846-8260B	11/07/2011 21:44	11/07/2011 21:44	SS
71-55-6	1,1,1-Trichloroethane	1.0		ug/L	0.043	0.50	1	EPA SW846-8260B	11/07/2011 21:44	11/07/2011 21:44	SS
79-34-5	1,1,2,2-Tetrachloroethane	ND		ug/L	0.078	0.50	1	EPA SW846-8260B	11/07/2011 21:44	11/07/2011 21:44	SS
76-13-1	1,1,2-Trichloro-1,2,2-trifluoroethane (Freon 113)	ND		ug/L	0.072	0.50	1	EPA SW846-8260B	11/07/2011 21:44	11/07/2011 21:44	SS
79-00-5	1,1,2-Trichloroethane	ND		ug/L	0.096	0.50	1	EPA SW846-8260B	11/07/2011 21:44	11/07/2011 21:44	SS
75-34-3	1,1-Dichloroethane	0.45	J	ug/L	0.056	0.50	1	EPA SW846-8260B	11/07/2011 21:44	11/07/2011 21:44	SS
75-35-4	1,1-Dichloroethylene	ND		ug/L	0.057	0.50	1	EPA SW846-8260B	11/07/2011 21:44	11/07/2011 21:44	SS
563-58-6	1,1-Dichloropropylene	ND		ug/L	0.077	0.50	1	EPA SW846-8260B	11/07/2011 21:44	11/07/2011 21:44	SS
87-61-6	1,2,3-Trichlorobenzene	ND		ug/L	0.082	2.0	1	EPA SW846-8260B	11/07/2011 21:44	11/07/2011 21:44	SS
96-18-4	1,2,3-Trichloropropane	ND		ug/L	0.26	0.50	1	EPA SW846-8260B	11/07/2011 21:44	11/07/2011 21:44	SS
120-82-1	1,2,4-Trichlorobenzene	ND		ug/L	0.067	2.0	1	EPA SW846-8260B	11/07/2011 21:44	11/07/2011 21:44	SS
95-63-6	1,2,4-Trimethylbenzene	ND		ug/L	0.063	0.50	1	EPA SW846-8260B	11/07/2011 21:44	11/07/2011 21:44	SS
96-12-8	1,2-Dibromo-3-chloropropane	ND		ug/L	0.48	2.0	1	EPA SW846-8260B	11/07/2011 21:44	11/07/2011 21:44	SS
106-93-4	1,2-Dibromoethane	ND		ug/L	0.096	0.50	1	EPA SW846-8260B	11/07/2011 21:44	11/07/2011 21:44	SS
95-50-1	1,2-Dichlorobenzene	ND		ug/L	0.065	0.50	1	EPA SW846-8260B	11/07/2011 21:44	11/07/2011 21:44	SS
107-06-2	1,2-Dichloroethane	ND		ug/L	0.072	0.50	1	EPA SW846-8260B	11/07/2011 21:44	11/07/2011 21:44	SS
78-87-5	1,2-Dichloropropane	ND		ug/L	0.069	0.50	1	EPA SW846-8260B	11/07/2011 21:44	11/07/2011 21:44	SS
108-67-8	1,3,5-Trimethylbenzene	ND		ug/L	0.038	0.50	1	EPA SW846-8260B	11/07/2011 21:44	11/07/2011 21:44	SS
541-73-1	1,3-Dichlorobenzene	ND		ug/L	0.050	0.50	1	EPA SW846-8260B	11/07/2011 21:44	11/07/2011 21:44	SS
142-28-9	1,3-Dichloropropane	ND		ug/L	0.074	0.50	1	EPA SW846-8260B	11/07/2011 21:44	11/07/2011 21:44	SS
106-46-7	1,4-Dichlorobenzene	ND		ug/L	0.037	0.50	1	EPA SW846-8260B	11/07/2011 21:44	11/07/2011 21:44	SS
594-20-7	2,2-Dichloropropane	ND		ug/L	0.057	0.50	1	EPA SW846-8260B	11/07/2011 21:44	11/07/2011 21:44	SS
95-49-8	2-Chlorotoluene	ND		ug/L	0.090	0.50	1	EPA SW846-8260B	11/07/2011 21:44	11/07/2011 21:44	SS
591-78-6	2-Hexanone	ND		ug/L	0.089	0.50	1	EPA SW846-8260B	11/07/2011 21:44	11/07/2011 21:44	SS
106-43-4	4-Chlorotoluene	ND		ug/L	0.057	0.50	1	EPA SW846-8260B	11/07/2011 21:44	11/07/2011 21:44	SS
67-64-1	Acetone	ND		ug/L	1.1	2.0	1	EPA SW846-8260B	11/07/2011 21:44	11/07/2011 21:44	SS
71-43-2	Benzene	ND		ug/L	0.039	0.50	1	EPA SW846-8260B	11/07/2011 21:44	11/07/2011 21:44	SS
108-86-1	Bromobenzene	ND		ug/L	0.079	0.50	1	EPA SW846-8260B	11/07/2011 21:44	11/07/2011 21:44	SS
74-97-5	Bromochloromethane	ND		ug/L	0.092	0.50	1	EPA SW846-8260B	11/07/2011 21:44	11/07/2011 21:44	SS
75-27-4	Bromodichloromethane	ND		ug/L	0.044	0.50	1	EPA SW846-8260B	11/07/2011 21:44	11/07/2011 21:44	SS
75-25-2	Bromoform	ND		ug/L	0.10	0.50	1	EPA SW846-8260B	11/07/2011 21:44	11/07/2011 21:44	SS
74-83-9	Bromomethane	ND		ug/L	0.19	0.50	1	EPA SW846-8260B	11/07/2011 21:44	11/07/2011 21:44	SS
56-23-5	Carbon tetrachloride	ND		ug/L	0.045	0.50	1	EPA SW846-8260B	11/07/2011 21:44	11/07/2011 21:44	SS
108-90-7	Chlorobenzene	ND		ug/L	0.028	0.50	1	EPA SW846-8260B	11/07/2011 21:44	11/07/2011 21:44	SS

Sample Information

Client Sample ID: WQ102511:1520NP2-6

York Sample ID: 11K0110-01

York Project (SDG) No.
11K0110

Client Project ID
Rowe Industries

Matrix
Water

Collection Date/Time
October 25, 2011 3:20 pm

Date Received
11/02/2011

Volatile Organics, 8260 List - Low Level

Sample Notes:

Sample Prepared by Method: EPA 5030B

CAS No.	Parameter	Result	Flag	Units	MDL	RL	Dilution	Reference Method	Date/Time Prepared	Date/Time Analyzed	Analyst
75-00-3	Chloroethane	ND		ug/L	0.094	0.50	1	EPA SW846-8260B	11/07/2011 21:44	11/07/2011 21:44	SS
67-66-3	Chloroform	0.19	J	ug/L	0.051	0.50	1	EPA SW846-8260B	11/07/2011 21:44	11/07/2011 21:44	SS
74-87-3	Chloromethane	ND		ug/L	0.045	0.50	1	EPA SW846-8260B	11/07/2011 21:44	11/07/2011 21:44	SS
156-59-2	cis-1,2-Dichloroethylene	ND		ug/L	0.030	0.50	1	EPA SW846-8260B	11/07/2011 21:44	11/07/2011 21:44	SS
10061-01-5	cis-1,3-Dichloropropylene	ND		ug/L	0.060	0.50	1	EPA SW846-8260B	11/07/2011 21:44	11/07/2011 21:44	SS
124-48-1	Dibromochloromethane	ND		ug/L	0.040	0.50	1	EPA SW846-8260B	11/07/2011 21:44	11/07/2011 21:44	SS
74-95-3	Dibromomethane	ND		ug/L	0.046	0.50	1	EPA SW846-8260B	11/07/2011 21:44	11/07/2011 21:44	SS
75-71-8	Dichlorodifluoromethane	ND		ug/L	0.12	0.50	1	EPA SW846-8260B	11/07/2011 21:44	11/07/2011 21:44	SS
100-41-4	Ethyl Benzene	ND		ug/L	0.036	0.50	1	EPA SW846-8260B	11/07/2011 21:44	11/07/2011 21:44	SS
87-68-3	Hexachlorobutadiene	ND		ug/L	0.052	0.50	1	EPA SW846-8260B	11/07/2011 21:44	11/07/2011 21:44	SS
98-82-8	Isopropylbenzene	ND		ug/L	0.090	0.50	1	EPA SW846-8260B	11/07/2011 21:44	11/07/2011 21:44	SS
1634-04-4	Methyl tert-butyl ether (MTBE)	0.10	J	ug/L	0.081	0.50	1	EPA SW846-8260B	11/07/2011 21:44	11/07/2011 21:44	SS
75-09-2	Methylene chloride	0.62	B, J	ug/L	0.12	2.0	1	EPA SW846-8260B	11/07/2011 21:44	11/07/2011 21:44	SS
91-20-3	Naphthalene	0.13	B, J	ug/L	0.040	2.0	1	EPA SW846-8260B	11/07/2011 21:44	11/07/2011 21:44	SS
104-51-8	n-Butylbenzene	ND		ug/L	0.028	0.50	1	EPA SW846-8260B	11/07/2011 21:44	11/07/2011 21:44	SS
103-65-1	n-Propylbenzene	ND		ug/L	0.075	0.50	1	EPA SW846-8260B	11/07/2011 21:44	11/07/2011 21:44	SS
95-47-6	o-Xylene	ND		ug/L	0.031	0.50	1	EPA SW846-8260B	11/07/2011 21:44	11/07/2011 21:44	SS
1330-20-7P/M	p- & m- Xylenes	ND		ug/L	0.086	1.0	1	EPA SW846-8260B	11/07/2011 21:44	11/07/2011 21:44	SS
99-87-6	p-Isopropyltoluene	ND		ug/L	0.072	0.50	1	EPA SW846-8260B	11/07/2011 21:44	11/07/2011 21:44	SS
135-98-8	sec-Butylbenzene	ND		ug/L	0.066	0.50	1	EPA SW846-8260B	11/07/2011 21:44	11/07/2011 21:44	SS
100-42-5	Styrene	ND		ug/L	0.030	0.50	1	EPA SW846-8260B	11/07/2011 21:44	11/07/2011 21:44	SS
98-06-6	tert-Butylbenzene	ND		ug/L	0.046	0.50	1	EPA SW846-8260B	11/07/2011 21:44	11/07/2011 21:44	SS
127-18-4	Tetrachloroethylene	1.1		ug/L	0.054	0.50	1	EPA SW846-8260B	11/07/2011 21:44	11/07/2011 21:44	SS
108-88-3	Toluene	ND		ug/L	0.063	0.50	1	EPA SW846-8260B	11/07/2011 21:44	11/07/2011 21:44	SS
156-60-5	trans-1,2-Dichloroethylene	ND		ug/L	0.055	0.50	1	EPA SW846-8260B	11/07/2011 21:44	11/07/2011 21:44	SS
10061-02-6	trans-1,3-Dichloropropylene	ND		ug/L	0.044	0.50	1	EPA SW846-8260B	11/07/2011 21:44	11/07/2011 21:44	SS
79-01-6	Trichloroethylene	0.14	J	ug/L	0.067	0.50	1	EPA SW846-8260B	11/07/2011 21:44	11/07/2011 21:44	SS
75-69-4	Trichlorofluoromethane	ND		ug/L	0.035	0.50	1	EPA SW846-8260B	11/07/2011 21:44	11/07/2011 21:44	SS
75-01-4	Vinyl Chloride	ND		ug/L	0.060	0.50	1	EPA SW846-8260B	11/07/2011 21:44	11/07/2011 21:44	SS
1330-20-7	Xylenes, Total	ND		ug/L	0.12	1.5	1	EPA SW846-8260B	11/07/2011 21:44	11/07/2011 21:44	SS
Surrogate Recoveries		Result	Acceptance Range								
17060-07-0	Surrogate: 1,2-Dichloroethane-d4	101 %	75.7-121								
460-00-4	Surrogate: p-Bromofluorobenzene	87.3 %	71.3-131								
2037-26-5	Surrogate: Toluene-d8	100 %	86.7-112								

Sample Information

Client Sample ID: WQ102511:1520NP2-6

York Sample ID: 11K0110-01

York Project (SDG) No.
11K0110

Client Project ID
Rowe Industries

Matrix
Water

Collection Date/Time
October 25, 2011 3:20 pm

Date Received
11/02/2011

Iron, Dissolved by EPA 6010

Sample Notes:

Sample Prepared by Method: EPA SW 846-3010A

CAS No.	Parameter	Result	Flag	Units	MDL	RL	Dilution	Reference Method	Date/Time Prepared	Date/Time Analyzed	Analyst
7439-89-6	Iron	0.0334		mg/L	0.00550	0.0100	1	EPA SW846-6010B	11/07/2011 16:27	11/07/2011 21:17	MW

Iron by EPA 200.7

Sample Notes:

Sample Prepared by Method: EPA SW 846-3010A

CAS No.	Parameter	Result	Flag	Units	MDL	RL	Dilution	Reference Method	Date/Time Prepared	Date/Time Analyzed	Analyst
7439-89-6	Iron	2.02		mg/L	0.00550	0.0100	1	EPA 200.7	11/07/2011 16:27	11/07/2011 21:21	MW

Sample Information

Client Sample ID: WQ102511:1525NP2-7

York Sample ID: 11K0110-02

York Project (SDG) No.
11K0110

Client Project ID
Rowe Industries

Matrix
Water

Collection Date/Time
October 25, 2011 3:25 pm

Date Received
11/02/2011

Volatile Organics, 8260 List - Low Level

Sample Notes:

Sample Prepared by Method: EPA 5030B

CAS No.	Parameter	Result	Flag	Units	MDL	RL	Dilution	Reference Method	Date/Time Prepared	Date/Time Analyzed	Analyst
630-20-6	1,1,1,2-Tetrachloroethane	ND		ug/L	0.055	0.50	1	EPA SW846-8260B	11/07/2011 22:19	11/07/2011 22:19	SS
71-55-6	1,1,1-Trichloroethane	ND		ug/L	0.043	0.50	1	EPA SW846-8260B	11/07/2011 22:19	11/07/2011 22:19	SS
79-34-5	1,1,2,2-Tetrachloroethane	ND		ug/L	0.078	0.50	1	EPA SW846-8260B	11/07/2011 22:19	11/07/2011 22:19	SS
76-13-1	1,1,2-Trichloro-1,2,2-trifluoroethane (Freon 113)	ND		ug/L	0.072	0.50	1	EPA SW846-8260B	11/07/2011 22:19	11/07/2011 22:19	SS
79-00-5	1,1,2-Trichloroethane	ND		ug/L	0.096	0.50	1	EPA SW846-8260B	11/07/2011 22:19	11/07/2011 22:19	SS
75-34-3	1,1-Dichloroethane	ND		ug/L	0.056	0.50	1	EPA SW846-8260B	11/07/2011 22:19	11/07/2011 22:19	SS
75-35-4	1,1-Dichloroethylene	ND		ug/L	0.057	0.50	1	EPA SW846-8260B	11/07/2011 22:19	11/07/2011 22:19	SS
563-58-6	1,1-Dichloropropylene	ND		ug/L	0.077	0.50	1	EPA SW846-8260B	11/07/2011 22:19	11/07/2011 22:19	SS
87-61-6	1,2,3-Trichlorobenzene	ND		ug/L	0.082	2.0	1	EPA SW846-8260B	11/07/2011 22:19	11/07/2011 22:19	SS
96-18-4	1,2,3-Trichloropropane	ND		ug/L	0.26	0.50	1	EPA SW846-8260B	11/07/2011 22:19	11/07/2011 22:19	SS
120-82-1	1,2,4-Trichlorobenzene	ND		ug/L	0.067	2.0	1	EPA SW846-8260B	11/07/2011 22:19	11/07/2011 22:19	SS
95-63-6	1,2,4-Trimethylbenzene	ND		ug/L	0.063	0.50	1	EPA SW846-8260B	11/07/2011 22:19	11/07/2011 22:19	SS
96-12-8	1,2-Dibromo-3-chloropropane	ND		ug/L	0.48	2.0	1	EPA SW846-8260B	11/07/2011 22:19	11/07/2011 22:19	SS
106-93-4	1,2-Dibromoethane	ND		ug/L	0.096	0.50	1	EPA SW846-8260B	11/07/2011 22:19	11/07/2011 22:19	SS
95-50-1	1,2-Dichlorobenzene	ND		ug/L	0.065	0.50	1	EPA SW846-8260B	11/07/2011 22:19	11/07/2011 22:19	SS
107-06-2	1,2-Dichloroethane	ND		ug/L	0.072	0.50	1	EPA SW846-8260B	11/07/2011 22:19	11/07/2011 22:19	SS
78-87-5	1,2-Dichloropropane	ND		ug/L	0.069	0.50	1	EPA SW846-8260B	11/07/2011 22:19	11/07/2011 22:19	SS
108-67-8	1,3,5-Trimethylbenzene	ND		ug/L	0.038	0.50	1	EPA SW846-8260B	11/07/2011 22:19	11/07/2011 22:19	SS
541-73-1	1,3-Dichlorobenzene	ND		ug/L	0.050	0.50	1	EPA SW846-8260B	11/07/2011 22:19	11/07/2011 22:19	SS
142-28-9	1,3-Dichloropropane	ND		ug/L	0.074	0.50	1	EPA SW846-8260B	11/07/2011 22:19	11/07/2011 22:19	SS

Sample Information

Client Sample ID: WQ102511:1525NP2-7

York Sample ID: 11K0110-02

York Project (SDG) No.
11K0110

Client Project ID
Rowe Industries

Matrix
Water

Collection Date/Time
October 25, 2011 3:25 pm

Date Received
11/02/2011

Volatile Organics, 8260 List - Low Level

Sample Notes:

Sample Prepared by Method: EPA 5030B

CAS No.	Parameter	Result	Flag	Units	MDL	RL	Dilution	Reference Method	Date/Time Prepared	Date/Time Analyzed	Analyst
106-46-7	1,4-Dichlorobenzene	ND		ug/L	0.037	0.50	1	EPA SW846-8260B	11/07/2011 22:19	11/07/2011 22:19	SS
594-20-7	2,2-Dichloropropane	ND		ug/L	0.057	0.50	1	EPA SW846-8260B	11/07/2011 22:19	11/07/2011 22:19	SS
95-49-8	2-Chlorotoluene	ND		ug/L	0.090	0.50	1	EPA SW846-8260B	11/07/2011 22:19	11/07/2011 22:19	SS
591-78-6	2-Hexanone	ND		ug/L	0.089	0.50	1	EPA SW846-8260B	11/07/2011 22:19	11/07/2011 22:19	SS
106-43-4	4-Chlorotoluene	ND		ug/L	0.057	0.50	1	EPA SW846-8260B	11/07/2011 22:19	11/07/2011 22:19	SS
67-64-1	Acetone	ND		ug/L	1.1	2.0	1	EPA SW846-8260B	11/07/2011 22:19	11/07/2011 22:19	SS
71-43-2	Benzene	ND		ug/L	0.039	0.50	1	EPA SW846-8260B	11/07/2011 22:19	11/07/2011 22:19	SS
108-86-1	Bromobenzene	ND		ug/L	0.079	0.50	1	EPA SW846-8260B	11/07/2011 22:19	11/07/2011 22:19	SS
74-97-5	Bromochloromethane	ND		ug/L	0.092	0.50	1	EPA SW846-8260B	11/07/2011 22:19	11/07/2011 22:19	SS
75-27-4	Bromodichloromethane	ND		ug/L	0.044	0.50	1	EPA SW846-8260B	11/07/2011 22:19	11/07/2011 22:19	SS
75-25-2	Bromoform	ND		ug/L	0.10	0.50	1	EPA SW846-8260B	11/07/2011 22:19	11/07/2011 22:19	SS
74-83-9	Bromomethane	ND		ug/L	0.19	0.50	1	EPA SW846-8260B	11/07/2011 22:19	11/07/2011 22:19	SS
56-23-5	Carbon tetrachloride	ND		ug/L	0.045	0.50	1	EPA SW846-8260B	11/07/2011 22:19	11/07/2011 22:19	SS
108-90-7	Chlorobenzene	ND		ug/L	0.028	0.50	1	EPA SW846-8260B	11/07/2011 22:19	11/07/2011 22:19	SS
75-00-3	Chloroethane	ND		ug/L	0.094	0.50	1	EPA SW846-8260B	11/07/2011 22:19	11/07/2011 22:19	SS
67-66-3	Chloroform	ND		ug/L	0.051	0.50	1	EPA SW846-8260B	11/07/2011 22:19	11/07/2011 22:19	SS
74-87-3	Chloromethane	ND		ug/L	0.045	0.50	1	EPA SW846-8260B	11/07/2011 22:19	11/07/2011 22:19	SS
156-59-2	cis-1,2-Dichloroethylene	ND		ug/L	0.030	0.50	1	EPA SW846-8260B	11/07/2011 22:19	11/07/2011 22:19	SS
10061-01-5	cis-1,3-Dichloropropylene	ND		ug/L	0.060	0.50	1	EPA SW846-8260B	11/07/2011 22:19	11/07/2011 22:19	SS
124-48-1	Dibromochloromethane	ND		ug/L	0.040	0.50	1	EPA SW846-8260B	11/07/2011 22:19	11/07/2011 22:19	SS
74-95-3	Dibromomethane	ND		ug/L	0.046	0.50	1	EPA SW846-8260B	11/07/2011 22:19	11/07/2011 22:19	SS
75-71-8	Dichlorodifluoromethane	ND		ug/L	0.12	0.50	1	EPA SW846-8260B	11/07/2011 22:19	11/07/2011 22:19	SS
100-41-4	Ethyl Benzene	ND		ug/L	0.036	0.50	1	EPA SW846-8260B	11/07/2011 22:19	11/07/2011 22:19	SS
87-68-3	Hexachlorobutadiene	ND		ug/L	0.052	0.50	1	EPA SW846-8260B	11/07/2011 22:19	11/07/2011 22:19	SS
98-82-8	Isopropylbenzene	ND		ug/L	0.090	0.50	1	EPA SW846-8260B	11/07/2011 22:19	11/07/2011 22:19	SS
1634-04-4	Methyl tert-butyl ether (MTBE)	ND		ug/L	0.081	0.50	1	EPA SW846-8260B	11/07/2011 22:19	11/07/2011 22:19	SS
75-09-2	Methylene chloride	0.62	B, J	ug/L	0.12	2.0	1	EPA SW846-8260B	11/07/2011 22:19	11/07/2011 22:19	SS
91-20-3	Naphthalene	ND		ug/L	0.040	2.0	1	EPA SW846-8260B	11/07/2011 22:19	11/07/2011 22:19	SS
104-51-8	n-Butylbenzene	ND		ug/L	0.028	0.50	1	EPA SW846-8260B	11/07/2011 22:19	11/07/2011 22:19	SS
103-65-1	n-Propylbenzene	ND		ug/L	0.075	0.50	1	EPA SW846-8260B	11/07/2011 22:19	11/07/2011 22:19	SS
95-47-6	o-Xylene	ND		ug/L	0.031	0.50	1	EPA SW846-8260B	11/07/2011 22:19	11/07/2011 22:19	SS
1330-20-7P/M	p- & m- Xylenes	ND		ug/L	0.086	1.0	1	EPA SW846-8260B	11/07/2011 22:19	11/07/2011 22:19	SS
99-87-6	p-Isopropyltoluene	ND		ug/L	0.072	0.50	1	EPA SW846-8260B	11/07/2011 22:19	11/07/2011 22:19	SS
135-98-8	sec-Butylbenzene	ND		ug/L	0.066	0.50	1	EPA SW846-8260B	11/07/2011 22:19	11/07/2011 22:19	SS
100-42-5	Styrene	ND		ug/L	0.030	0.50	1	EPA SW846-8260B	11/07/2011 22:19	11/07/2011 22:19	SS

Sample Information

Client Sample ID: WQ102511:1525NP2-7

York Sample ID: 11K0110-02

York Project (SDG) No.
11K0110

Client Project ID
Rowe Industries

Matrix
Water

Collection Date/Time
October 25, 2011 3:25 pm

Date Received
11/02/2011

Volatile Organics, 8260 List - Low Level

Sample Notes:

Sample Prepared by Method: EPA 5030B

CAS No.	Parameter	Result	Flag	Units	MDL	RL	Dilution	Reference Method	Date/Time Prepared	Date/Time Analyzed	Analyst
98-06-6	tert-Butylbenzene	ND		ug/L	0.046	0.50	1	EPA SW846-8260B	11/07/2011 22:19	11/07/2011 22:19	SS
127-18-4	Tetrachloroethylene	ND		ug/L	0.054	0.50	1	EPA SW846-8260B	11/07/2011 22:19	11/07/2011 22:19	SS
108-88-3	Toluene	ND		ug/L	0.063	0.50	1	EPA SW846-8260B	11/07/2011 22:19	11/07/2011 22:19	SS
156-60-5	trans-1,2-Dichloroethylene	ND		ug/L	0.055	0.50	1	EPA SW846-8260B	11/07/2011 22:19	11/07/2011 22:19	SS
10061-02-6	trans-1,3-Dichloropropylene	ND		ug/L	0.044	0.50	1	EPA SW846-8260B	11/07/2011 22:19	11/07/2011 22:19	SS
79-01-6	Trichloroethylene	ND		ug/L	0.067	0.50	1	EPA SW846-8260B	11/07/2011 22:19	11/07/2011 22:19	SS
75-69-4	Trichlorofluoromethane	ND		ug/L	0.035	0.50	1	EPA SW846-8260B	11/07/2011 22:19	11/07/2011 22:19	SS
75-01-4	Vinyl Chloride	ND		ug/L	0.060	0.50	1	EPA SW846-8260B	11/07/2011 22:19	11/07/2011 22:19	SS
1330-20-7	Xylenes, Total	ND		ug/L	0.12	1.5	1	EPA SW846-8260B	11/07/2011 22:19	11/07/2011 22:19	SS
Surrogate Recoveries		Result			Acceptance Range						
17060-07-0	Surrogate: 1,2-Dichloroethane-d4	102 %			75.7-121						
460-00-4	Surrogate: p-Bromofluorobenzene	88.2 %			71.3-131						
2037-26-5	Surrogate: Toluene-d8	98.1 %			86.7-112						

Iron, Dissolved by EPA 6010

Sample Notes:

Sample Prepared by Method: EPA SW 846-3010A

CAS No.	Parameter	Result	Flag	Units	MDL	RL	Dilution	Reference Method	Date/Time Prepared	Date/Time Analyzed	Analyst
7439-89-6	Iron	0.125		mg/L	0.00550	0.0100	1	EPA SW846-6010B	11/07/2011 16:27	11/07/2011 21:26	MW

Iron by EPA 200.7

Sample Notes:

Sample Prepared by Method: EPA SW 846-3010A

CAS No.	Parameter	Result	Flag	Units	MDL	RL	Dilution	Reference Method	Date/Time Prepared	Date/Time Analyzed	Analyst
7439-89-6	Iron	2.05		mg/L	0.00550	0.0100	1	EPA 200.7	11/07/2011 16:27	11/07/2011 21:31	MW

Sample Information

Client Sample ID: WQ102511:1530NP2-10

York Sample ID: 11K0112-01

York Project (SDG) No.
11K0112

Client Project ID
Rowe Industries

Matrix
Water

Collection Date/Time
October 25, 2011 3:30 pm

Date Received
11/02/2011

Volatile Organics, 8260 List - Low Level

Sample Notes:

Sample Prepared by Method: EPA 5030B

CAS No.	Parameter	Result	Flag	Units	MDL	RL	Dilution	Reference Method	Date/Time Prepared	Date/Time Analyzed	Analyst
630-20-6	1,1,1,2-Tetrachloroethane	ND		ug/L	0.055	0.50	1	EPA SW846-8260B	11/07/2011 22:54	11/07/2011 22:54	SS
71-55-6	1,1,1-Trichloroethane	ND		ug/L	0.043	0.50	1	EPA SW846-8260B	11/07/2011 22:54	11/07/2011 22:54	SS
79-34-5	1,1,2,2-Tetrachloroethane	ND		ug/L	0.078	0.50	1	EPA SW846-8260B	11/07/2011 22:54	11/07/2011 22:54	SS
76-13-1	1,1,2-Trichloro-1,2,2-trifluoroethane (Freon 113)	ND		ug/L	0.072	0.50	1	EPA SW846-8260B	11/07/2011 22:54	11/07/2011 22:54	SS
79-00-5	1,1,2-Trichloroethane	ND		ug/L	0.096	0.50	1	EPA SW846-8260B	11/07/2011 22:54	11/07/2011 22:54	SS

Sample Information

Client Sample ID: WQ102511:1530NP2-10

York Sample ID: 11K0112-01

York Project (SDG) No.
11K0112

Client Project ID
Rowe Industries

Matrix
Water

Collection Date/Time
October 25, 2011 3:30 pm

Date Received
11/02/2011

Volatile Organics, 8260 List - Low Level

Sample Notes:

Sample Prepared by Method: EPA 5030B

CAS No.	Parameter	Result	Flag	Units	MDL	RL	Dilution	Reference Method	Date/Time Prepared	Date/Time Analyzed	Analyst
75-34-3	1,1-Dichloroethane	ND		ug/L	0.056	0.50	1	EPA SW846-8260B	11/07/2011 22:54	11/07/2011 22:54	SS
75-35-4	1,1-Dichloroethylene	ND		ug/L	0.057	0.50	1	EPA SW846-8260B	11/07/2011 22:54	11/07/2011 22:54	SS
563-58-6	1,1-Dichloropropylene	ND		ug/L	0.077	0.50	1	EPA SW846-8260B	11/07/2011 22:54	11/07/2011 22:54	SS
87-61-6	1,2,3-Trichlorobenzene	ND		ug/L	0.082	2.0	1	EPA SW846-8260B	11/07/2011 22:54	11/07/2011 22:54	SS
96-18-4	1,2,3-Trichloropropane	ND		ug/L	0.26	0.50	1	EPA SW846-8260B	11/07/2011 22:54	11/07/2011 22:54	SS
120-82-1	1,2,4-Trichlorobenzene	ND		ug/L	0.067	2.0	1	EPA SW846-8260B	11/07/2011 22:54	11/07/2011 22:54	SS
95-63-6	1,2,4-Trimethylbenzene	ND		ug/L	0.063	0.50	1	EPA SW846-8260B	11/07/2011 22:54	11/07/2011 22:54	SS
96-12-8	1,2-Dibromo-3-chloropropane	ND		ug/L	0.48	2.0	1	EPA SW846-8260B	11/07/2011 22:54	11/07/2011 22:54	SS
106-93-4	1,2-Dibromoethane	ND		ug/L	0.096	0.50	1	EPA SW846-8260B	11/07/2011 22:54	11/07/2011 22:54	SS
95-50-1	1,2-Dichlorobenzene	ND		ug/L	0.065	0.50	1	EPA SW846-8260B	11/07/2011 22:54	11/07/2011 22:54	SS
107-06-2	1,2-Dichloroethane	ND		ug/L	0.072	0.50	1	EPA SW846-8260B	11/07/2011 22:54	11/07/2011 22:54	SS
78-87-5	1,2-Dichloropropane	ND		ug/L	0.069	0.50	1	EPA SW846-8260B	11/07/2011 22:54	11/07/2011 22:54	SS
108-67-8	1,3,5-Trimethylbenzene	ND		ug/L	0.038	0.50	1	EPA SW846-8260B	11/07/2011 22:54	11/07/2011 22:54	SS
541-73-1	1,3-Dichlorobenzene	ND		ug/L	0.050	0.50	1	EPA SW846-8260B	11/07/2011 22:54	11/07/2011 22:54	SS
142-28-9	1,3-Dichloropropane	ND		ug/L	0.074	0.50	1	EPA SW846-8260B	11/07/2011 22:54	11/07/2011 22:54	SS
106-46-7	1,4-Dichlorobenzene	ND		ug/L	0.037	0.50	1	EPA SW846-8260B	11/07/2011 22:54	11/07/2011 22:54	SS
594-20-7	2,2-Dichloropropane	ND		ug/L	0.057	0.50	1	EPA SW846-8260B	11/07/2011 22:54	11/07/2011 22:54	SS
95-49-8	2-Chlorotoluene	ND		ug/L	0.090	0.50	1	EPA SW846-8260B	11/07/2011 22:54	11/07/2011 22:54	SS
591-78-6	2-Hexanone	ND		ug/L	0.089	0.50	1	EPA SW846-8260B	11/07/2011 22:54	11/07/2011 22:54	SS
106-43-4	4-Chlorotoluene	ND		ug/L	0.057	0.50	1	EPA SW846-8260B	11/07/2011 22:54	11/07/2011 22:54	SS
67-64-1	Acetone	ND		ug/L	1.1	2.0	1	EPA SW846-8260B	11/07/2011 22:54	11/07/2011 22:54	SS
71-43-2	Benzene	ND		ug/L	0.039	0.50	1	EPA SW846-8260B	11/07/2011 22:54	11/07/2011 22:54	SS
108-86-1	Bromobenzene	ND		ug/L	0.079	0.50	1	EPA SW846-8260B	11/07/2011 22:54	11/07/2011 22:54	SS
74-97-5	Bromochloromethane	ND		ug/L	0.092	0.50	1	EPA SW846-8260B	11/07/2011 22:54	11/07/2011 22:54	SS
75-27-4	Bromodichloromethane	ND		ug/L	0.044	0.50	1	EPA SW846-8260B	11/07/2011 22:54	11/07/2011 22:54	SS
75-25-2	Bromoform	ND		ug/L	0.10	0.50	1	EPA SW846-8260B	11/07/2011 22:54	11/07/2011 22:54	SS
74-83-9	Bromomethane	ND		ug/L	0.19	0.50	1	EPA SW846-8260B	11/07/2011 22:54	11/07/2011 22:54	SS
56-23-5	Carbon tetrachloride	ND		ug/L	0.045	0.50	1	EPA SW846-8260B	11/07/2011 22:54	11/07/2011 22:54	SS
108-90-7	Chlorobenzene	ND		ug/L	0.028	0.50	1	EPA SW846-8260B	11/07/2011 22:54	11/07/2011 22:54	SS
75-00-3	Chloroethane	ND		ug/L	0.094	0.50	1	EPA SW846-8260B	11/07/2011 22:54	11/07/2011 22:54	SS
67-66-3	Chloroform	ND		ug/L	0.051	0.50	1	EPA SW846-8260B	11/07/2011 22:54	11/07/2011 22:54	SS
74-87-3	Chloromethane	ND		ug/L	0.045	0.50	1	EPA SW846-8260B	11/07/2011 22:54	11/07/2011 22:54	SS
156-59-2	cis-1,2-Dichloroethylene	ND		ug/L	0.030	0.50	1	EPA SW846-8260B	11/07/2011 22:54	11/07/2011 22:54	SS
10061-01-5	cis-1,3-Dichloropropylene	ND		ug/L	0.060	0.50	1	EPA SW846-8260B	11/07/2011 22:54	11/07/2011 22:54	SS
124-48-1	Dibromochloromethane	ND		ug/L	0.040	0.50	1	EPA SW846-8260B	11/07/2011 22:54	11/07/2011 22:54	SS

Sample Information

Client Sample ID: WQ102511:1530NP2-10

York Sample ID: 11K0112-01

York Project (SDG) No.
11K0112

Client Project ID
Rowe Industries

Matrix
Water

Collection Date/Time
October 25, 2011 3:30 pm

Date Received
11/02/2011

Volatile Organics, 8260 List - Low Level

Sample Notes:

Sample Prepared by Method: EPA 5030B

CAS No.	Parameter	Result	Flag	Units	MDL	RL	Dilution	Reference Method	Date/Time Prepared	Date/Time Analyzed	Analyst
74-95-3	Dibromomethane	ND		ug/L	0.046	0.50	1	EPA SW846-8260B	11/07/2011 22:54	11/07/2011 22:54	SS
75-71-8	Dichlorodifluoromethane	ND		ug/L	0.12	0.50	1	EPA SW846-8260B	11/07/2011 22:54	11/07/2011 22:54	SS
100-41-4	Ethyl Benzene	ND		ug/L	0.036	0.50	1	EPA SW846-8260B	11/07/2011 22:54	11/07/2011 22:54	SS
87-68-3	Hexachlorobutadiene	ND		ug/L	0.052	0.50	1	EPA SW846-8260B	11/07/2011 22:54	11/07/2011 22:54	SS
98-82-8	Isopropylbenzene	ND		ug/L	0.090	0.50	1	EPA SW846-8260B	11/07/2011 22:54	11/07/2011 22:54	SS
1634-04-4	Methyl tert-butyl ether (MTBE)	ND		ug/L	0.081	0.50	1	EPA SW846-8260B	11/07/2011 22:54	11/07/2011 22:54	SS
75-09-2	Methylene chloride	0.60	B, J	ug/L	0.12	2.0	1	EPA SW846-8260B	11/07/2011 22:54	11/07/2011 22:54	SS
91-20-3	Naphthalene	ND		ug/L	0.040	2.0	1	EPA SW846-8260B	11/07/2011 22:54	11/07/2011 22:54	SS
104-51-8	n-Butylbenzene	ND		ug/L	0.028	0.50	1	EPA SW846-8260B	11/07/2011 22:54	11/07/2011 22:54	SS
103-65-1	n-Propylbenzene	ND		ug/L	0.075	0.50	1	EPA SW846-8260B	11/07/2011 22:54	11/07/2011 22:54	SS
95-47-6	o-Xylene	ND		ug/L	0.031	0.50	1	EPA SW846-8260B	11/07/2011 22:54	11/07/2011 22:54	SS
1330-20-7P/M	p- & m- Xylenes	ND		ug/L	0.086	1.0	1	EPA SW846-8260B	11/07/2011 22:54	11/07/2011 22:54	SS
99-87-6	p-Isopropyltoluene	ND		ug/L	0.072	0.50	1	EPA SW846-8260B	11/07/2011 22:54	11/07/2011 22:54	SS
135-98-8	sec-Butylbenzene	ND		ug/L	0.066	0.50	1	EPA SW846-8260B	11/07/2011 22:54	11/07/2011 22:54	SS
100-42-5	Styrene	ND		ug/L	0.030	0.50	1	EPA SW846-8260B	11/07/2011 22:54	11/07/2011 22:54	SS
98-06-6	tert-Butylbenzene	ND		ug/L	0.046	0.50	1	EPA SW846-8260B	11/07/2011 22:54	11/07/2011 22:54	SS
127-18-4	Tetrachloroethylene	ND		ug/L	0.054	0.50	1	EPA SW846-8260B	11/07/2011 22:54	11/07/2011 22:54	SS
108-88-3	Toluene	ND		ug/L	0.063	0.50	1	EPA SW846-8260B	11/07/2011 22:54	11/07/2011 22:54	SS
156-60-5	trans-1,2-Dichloroethylene	ND		ug/L	0.055	0.50	1	EPA SW846-8260B	11/07/2011 22:54	11/07/2011 22:54	SS
10061-02-6	trans-1,3-Dichloropropylene	ND		ug/L	0.044	0.50	1	EPA SW846-8260B	11/07/2011 22:54	11/07/2011 22:54	SS
79-01-6	Trichloroethylene	ND		ug/L	0.067	0.50	1	EPA SW846-8260B	11/07/2011 22:54	11/07/2011 22:54	SS
75-69-4	Trichlorofluoromethane	ND		ug/L	0.035	0.50	1	EPA SW846-8260B	11/07/2011 22:54	11/07/2011 22:54	SS
75-01-4	Vinyl Chloride	ND		ug/L	0.060	0.50	1	EPA SW846-8260B	11/07/2011 22:54	11/07/2011 22:54	SS
1330-20-7	Xylenes, Total	ND		ug/L	0.12	1.5	1	EPA SW846-8260B	11/07/2011 22:54	11/07/2011 22:54	SS
Surrogate Recoveries		Result			Acceptance Range						
17060-07-0	Surrogate: 1,2-Dichloroethane-d4	104 %			75.7-121						
460-00-4	Surrogate: p-Bromofluorobenzene	86.2 %			71.3-131						
2037-26-5	Surrogate: Toluene-d8	100 %			86.7-112						

Sample Information

Client Sample ID: WQ102511:1530NP2-10

York Sample ID: 11K0112-01

York Project (SDG) No.
11K0112

Client Project ID
Rowe Industries

Matrix
Water

Collection Date/Time
October 25, 2011 3:30 pm

Date Received
11/02/2011

Iron, Dissolved by EPA 6010

Sample Notes:

Sample Prepared by Method: EPA SW 846-3010A

CAS No.	Parameter	Result	Flag	Units	MDL	RL	Dilution	Reference Method	Date/Time Prepared	Date/Time Analyzed	Analyst
7439-89-6	Iron	0.0923		mg/L	0.00550	0.0100	1	EPA SW846-6010B	11/07/2011 16:27	11/07/2011 21:36	MW

Iron by EPA 200.7

Sample Notes:

Sample Prepared by Method: EPA SW 846-3010A

CAS No.	Parameter	Result	Flag	Units	MDL	RL	Dilution	Reference Method	Date/Time Prepared	Date/Time Analyzed	Analyst
7439-89-6	Iron	1.14		mg/L	0.00550	0.0100	1	EPA 200.7	11/07/2011 16:27	11/07/2011 21:40	MW

Total Dissolved Solids

Sample Notes: HT-02

Sample Prepared by Method: % Solids Prep

CAS No.	Parameter	Result	Flag	Units	MDL	RL	Dilution	Reference Method	Date/Time Prepared	Date/Time Analyzed	Analyst
	Total Dissolved Solids	145		mg/L	1.00	1.00	1	SM 2540C	11/08/2011 09:56	11/08/2011 09:56	AMC

Analytical Batch Summary

Batch ID: BK10175 **Preparation Method:** % Solids Prep **Prepared By:** AMC

YORK Sample ID	Client Sample ID	Preparation Date
11K0112-01	WQ102511:1530NP2-10	11/08/11
BK10175-BLK1	Blank	11/08/11
BK10175-DUP1	Duplicate	11/08/11

Batch ID: BK10256 **Preparation Method:** EPA 5030B **Prepared By:** AY

YORK Sample ID	Client Sample ID	Preparation Date
11K0110-01	WQ102511:1520NP2-6	11/07/11
11K0110-02	WQ102511:1525NP2-7	11/07/11
11K0112-01	WQ102511:1530NP2-10	11/07/11
BK10256-BLK1	Blank	11/07/11
BK10256-BS1	LCS	11/07/11
BK10256-BSD1	LCS Dup	11/07/11

Batch ID: BK10265 **Preparation Method:** EPA SW 846-3010A **Prepared By:** MW

YORK Sample ID	Client Sample ID	Preparation Date
11K0110-01	WQ102511:1520NP2-6	11/07/11
11K0110-01	WQ102511:1520NP2-6	11/07/11
11K0110-02	WQ102511:1525NP2-7	11/07/11
11K0110-02	WQ102511:1525NP2-7	11/07/11
11K0112-01	WQ102511:1530NP2-10	11/07/11
11K0112-01	WQ102511:1530NP2-10	11/07/11
BK10265-BLK1	Blank	11/07/11
BK10265-BLK1	Blank	11/07/11
BK10265-SRM1	Reference	11/07/11
BK10265-SRM1	Reference	11/07/11

Volatile Organic Compounds by EPA SW846-8260B - Quality Control Data

York Analytical Laboratories, Inc.

Analyte	Result	Reporting Limit	Units	Spike Level	Source* Result	%REC	%REC Limits	Flag	RPD	RPD Limit	Flag
---------	--------	--------------------	-------	----------------	-------------------	------	----------------	------	-----	--------------	------

Batch BK10256 - EPA 5030B

Blank (BK10256-BLK1)

Prepared & Analyzed: 11/07/2011

1,1,1,2-Tetrachloroethane	ND	0.50	ug/L								
1,1,1-Trichloroethane	ND	0.50	"								
1,1,2,2-Tetrachloroethane	ND	0.50	"								
1,1,2-Trichloro-1,2,2-trifluoroethane (Freon 113)	ND	0.50	"								
1,1,2-Trichloroethane	ND	0.50	"								
1,1-Dichloroethane	ND	0.50	"								
1,1-Dichloroethylene	ND	0.50	"								
1,1-Dichloropropylene	ND	0.50	"								
1,2,3-Trichlorobenzene	ND	2.0	"								
1,2,3-Trichloropropane	ND	0.50	"								
1,2,4-Trichlorobenzene	ND	2.0	"								
1,2,4-Trimethylbenzene	ND	0.50	"								
1,2-Dibromo-3-chloropropane	ND	2.0	"								
1,2-Dibromoethane	ND	0.50	"								
1,2-Dichlorobenzene	ND	0.50	"								
1,2-Dichloroethane	ND	0.50	"								
1,2-Dichloropropane	ND	0.50	"								
1,3,5-Trimethylbenzene	ND	0.50	"								
1,3-Dichlorobenzene	ND	0.50	"								
1,3-Dichloropropane	ND	0.50	"								
1,4-Dichlorobenzene	ND	0.50	"								
2,2-Dichloropropane	ND	0.50	"								
2-Chlorotoluene	ND	0.50	"								
2-Hexanone	ND	0.50	"								
4-Chlorotoluene	ND	0.50	"								
Acetone	2.2	2.0	"								
Benzene	ND	0.50	"								
Bromobenzene	ND	0.50	"								
Bromochloromethane	ND	0.50	"								
Bromodichloromethane	ND	0.50	"								
Bromoform	ND	0.50	"								
Bromomethane	ND	0.50	"								
Carbon tetrachloride	ND	0.50	"								
Chlorobenzene	ND	0.50	"								
Chloroethane	ND	0.50	"								
Chloroform	ND	0.50	"								
Chloromethane	ND	0.50	"								
cis-1,2-Dichloroethylene	ND	0.50	"								
cis-1,3-Dichloropropylene	ND	0.50	"								
Dibromochloromethane	ND	0.50	"								
Dibromomethane	ND	0.50	"								
Dichlorodifluoromethane	ND	0.50	"								
Ethyl Benzene	ND	0.50	"								
Hexachlorobutadiene	ND	0.50	"								
Isopropylbenzene	ND	0.50	"								
Methyl tert-butyl ether (MTBE)	ND	0.50	"								
Methylene chloride	1.3	2.0	"								
Naphthalene	0.57	2.0	"								
n-Butylbenzene	ND	0.50	"								
n-Propylbenzene	ND	0.50	"								
o-Xylene	ND	0.50	"								
p- & m- Xylenes	ND	1.0	"								
p-Isopropyltoluene	ND	0.50	"								

Volatile Organic Compounds by EPA SW846-8260B - Quality Control Data

York Analytical Laboratories, Inc.

Analyte	Result	Reporting Limit	Units	Spike Level	Source* Result	%REC	%REC Limits	Flag	RPD	RPD Limit	Flag
---------	--------	--------------------	-------	----------------	-------------------	------	----------------	------	-----	--------------	------

Batch BK10256 - EPA 5030B

Blank (BK10256-BLK1)

Prepared & Analyzed: 11/07/2011

sec-Butylbenzene	ND	0.50	ug/L							
Styrene	ND	0.50	"							
tert-Butylbenzene	ND	0.50	"							
Tetrachloroethylene	ND	0.50	"							
Toluene	ND	0.50	"							
trans-1,2-Dichloroethylene	ND	0.50	"							
trans-1,3-Dichloropropylene	ND	0.50	"							
Trichloroethylene	ND	0.50	"							
Trichlorofluoromethane	ND	0.50	"							
Vinyl Chloride	ND	0.50	"							
Xylenes, Total	ND	1.5	"							

Surrogate: 1,2-Dichloroethane-d4

10.2

"

10.0

102

75.7-121

Surrogate: p-Bromofluorobenzene

9.19

"

10.0

91.9

71.3-131

Surrogate: Toluene-d8

9.91

"

10.0

99.1

86.7-112

LCS (BK10256-BS1)

Prepared & Analyzed: 11/07/2011

1,1,1,2-Tetrachloroethane	11.2		ug/L	10.0		112	82.3-130			
1,1,1-Trichloroethane	11.3		"	10.0		113	75.6-137			
1,1,2,2-Tetrachloroethane	10.6		"	10.0		106	71.3-131			
1,1,2-Trichloro-1,2,2-trifluoroethane (Freon 113)	11.6		"	10.0		116	71.1-129			
1,1,2-Trichloroethane	10.5		"	10.0		105	74.5-129			
1,1-Dichloroethane	11.5		"	10.0		115	79.6-132			
1,1-Dichloroethylene	12.0		"	10.0		120	80.2-146			
1,1-Dichloropropylene	11.3		"	10.0		113	75-136			
1,2,3-Trichlorobenzene	10.1		"	10.0		101	66.1-136			
1,2,3-Trichloropropane	9.77		"	10.0		97.7	63-131			
1,2,4-Trichlorobenzene	10.5		"	10.0		105	70.6-136			
1,2,4-Trimethylbenzene	10.9		"	10.0		109	75.3-135			
1,2-Dibromo-3-chloropropane	10.2		"	10.0		102	58.9-140			
1,2-Dibromoethane	11.4		"	10.0		114	79-130			
1,2-Dichlorobenzene	10.2		"	10.0		102	76.1-122			
1,2-Dichloroethane	11.4		"	10.0		114	74.6-132			
1,2-Dichloropropane	10.7		"	10.0		107	76.9-129			
1,3,5-Trimethylbenzene	10.1		"	10.0		101	70.6-127			
1,3-Dichlorobenzene	10.1		"	10.0		101	77-124			
1,3-Dichloropropane	10.8		"	10.0		108	75.8-126			
1,4-Dichlorobenzene	10.3		"	10.0		103	76.6-125			
2,2-Dichloropropane	10.4		"	10.0		104	69-133			
2-Chlorotoluene	9.42		"	10.0		94.2	66.3-119			
2-Hexanone	9.65		"	10.0		96.5	70-130			
4-Chlorotoluene	10.0		"	10.0		100	69.2-127			
Acetone	4.61		"	10.0		46.1	70-130	Low Bias		
Benzene	11.3		"	10.0		113	76.2-129			
Bromobenzene	10.2		"	10.0		102	71.3-123			
Bromochloromethane	11.3		"	10.0		113	70.8-137			
Bromodichloromethane	10.8		"	10.0		108	79.7-134			
Bromoform	10.1		"	10.0		101	70.5-141			
Bromomethane	9.12		"	10.0		91.2	43.9-147			
Carbon tetrachloride	11.4		"	10.0		114	78.1-138			
Chlorobenzene	10.7		"	10.0		107	80.4-125			
Chloroethane	10.2		"	10.0		102	55.8-140			
Chloroform	11.5		"	10.0		115	76.6-133			
Chloromethane	9.46		"	10.0		94.6	48.8-115			

Volatile Organic Compounds by EPA SW846-8260B - Quality Control Data

York Analytical Laboratories, Inc.

Analyte	Result	Reporting Limit	Units	Spike Level	Source* Result	%REC	%REC Limits	Flag	RPD	RPD Limit	Flag
---------	--------	--------------------	-------	----------------	-------------------	------	----------------	------	-----	--------------	------

Batch BK10256 - EPA 5030B

LCS (BK10256-BS1)

Prepared & Analyzed: 11/07/2011

cis-1,2-Dichloroethylene	11.1		ug/L	10.0		111	75.1-128				
cis-1,3-Dichloropropylene	9.88		"	10.0		98.8	74.5-128				
Dibromochloromethane	10.9		"	10.0		109	79.8-134				
Dibromomethane	11.1		"	10.0		111	79-130				
Dichlorodifluoromethane	8.34		"	10.0		83.4	47.1-101				
Ethyl Benzene	11.2		"	10.0		112	80.8-128				
Hexachlorobutadiene	9.59		"	10.0		95.9	64.8-128				
Isopropylbenzene	11.0		"	10.0		110	75.5-135				
Methyl tert-butyl ether (MTBE)	11.6		"	10.0		116	65.1-140				
Methylene chloride	8.31		"	10.0		83.1	61.3-120				
Naphthalene	10.4		"	10.0		104	62.3-148				
n-Butylbenzene	9.90		"	10.0		99.0	67.2-123				
n-Propylbenzene	10.4		"	10.0		104	70.5-127				
o-Xylene	10.5		"	10.0		105	75.9-122				
p- & m- Xylenes	21.7		"	20.0		108	77.7-127				
p-Isopropyltoluene	10.6		"	10.0		106	75.6-129				
sec-Butylbenzene	10.4		"	10.0		104	71.5-125				
Styrene	10.7		"	10.0		107	77.8-123				
tert-Butylbenzene	12.5		"	10.0		125	75.9-151				
Tetrachloroethylene	10.9		"	10.0		109	63.6-167				
Toluene	10.8		"	10.0		108	77-123				
trans-1,2-Dichloroethylene	11.5		"	10.0		115	76.3-139				
trans-1,3-Dichloropropylene	10.5		"	10.0		105	72.5-137				
Trichloroethylene	10.3		"	10.0		103	77.9-130				
Trichlorofluoromethane	10.7		"	10.0		107	57.4-133				
Vinyl Chloride	10.1		"	10.0		101	54.9-124				
<i>Surrogate: 1,2-Dichloroethane-d4</i>	<i>10.4</i>		<i>"</i>	<i>10.0</i>		<i>104</i>	<i>75.7-121</i>				
<i>Surrogate: p-Bromofluorobenzene</i>	<i>9.65</i>		<i>"</i>	<i>10.0</i>		<i>96.5</i>	<i>71.3-131</i>				
<i>Surrogate: Toluene-d8</i>	<i>9.78</i>		<i>"</i>	<i>10.0</i>		<i>97.8</i>	<i>86.7-112</i>				

Volatile Organic Compounds by EPA SW846-8260B - Quality Control Data

York Analytical Laboratories, Inc.

Analyte	Result	Reporting Limit	Units	Spike Level	Source* Result	%REC Limits	Flag	RPD	RPD Limit	Flag
Batch BK10256 - EPA 5030B										
LCS Dup (BK10256-BSD1)										
										Prepared & Analyzed: 11/07/2011
1,1,1,2-Tetrachloroethane	11.6		ug/L	10.0		116	82.3-130		3.42	21.1
1,1,1-Trichloroethane	11.1		"	10.0		111	75.6-137		1.34	19.7
1,1,2,2-Tetrachloroethane	10.7		"	10.0		107	71.3-131		1.22	20.8
1,1,2-Trichloro-1,2,2-trifluoroethane (Freon 113)	12.0		"	10.0		120	71.1-129		2.79	21.7
1,1,2-Trichloroethane	10.7		"	10.0		107	74.5-129		1.79	20.3
1,1-Dichloroethane	11.4		"	10.0		114	79.6-132		0.524	20.6
1,1-Dichloroethylene	11.9		"	10.0		119	80.2-146		0.503	20
1,1-Dichloropropylene	11.5		"	10.0		115	75-136		1.75	19.3
1,2,3-Trichlorobenzene	10.5		"	10.0		105	66.1-136		3.89	21.6
1,2,3-Trichloropropane	10.0		"	10.0		100	63-131		2.43	23.9
1,2,4-Trichlorobenzene	10.7		"	10.0		107	70.6-136		1.41	21.7
1,2,4-Trimethylbenzene	11.1		"	10.0		111	75.3-135		1.64	18.8
1,2-Dibromo-3-chloropropane	11.2		"	10.0		112	58.9-140		10.1	27.7
1,2-Dibromoethane	11.7		"	10.0		117	79-130		2.68	23
1,2-Dichlorobenzene	10.5		"	10.0		105	76.1-122		3.19	19.8
1,2-Dichloroethane	11.4		"	10.0		114	74.6-132		0.526	20.2
1,2-Dichloropropane	10.9		"	10.0		109	76.9-129		2.41	20.7
1,3,5-Trimethylbenzene	10.3		"	10.0		103	70.6-127		1.96	18.9
1,3-Dichlorobenzene	10.5		"	10.0		105	77-124		3.97	19.2
1,3-Dichloropropane	11.3		"	10.0		113	75.8-126		4.81	22.1
1,4-Dichlorobenzene	10.5		"	10.0		105	76.6-125		1.83	18.6
2,2-Dichloropropane	10.2		"	10.0		102	69-133		1.75	19.8
2-Chlorotoluene	9.75		"	10.0		97.5	66.3-119		3.44	21.6
2-Hexanone	10.0		"	10.0		100	70-130		3.96	30
4-Chlorotoluene	10.4		"	10.0		104	69.2-127		3.53	19
Acetone	5.49		"	10.0		54.9	70-130	Low Bias	17.4	30
Benzene	11.1		"	10.0		111	76.2-129		1.51	19
Bromobenzene	10.4		"	10.0		104	71.3-123		1.85	20.3
Bromochloromethane	11.0		"	10.0		110	70.8-137		2.42	23.9
Bromodichloromethane	11.0		"	10.0		110	79.7-134		2.48	21
Bromoform	10.5		"	10.0		105	70.5-141		4.46	21.8
Bromomethane	8.17		"	10.0		81.7	43.9-147		11.0	28.4
Carbon tetrachloride	11.6		"	10.0		116	78.1-138		1.31	20.1
Chlorobenzene	11.2		"	10.0		112	80.4-125		4.38	19.9
Chloroethane	9.68		"	10.0		96.8	55.8-140		5.33	23.3
Chloroform	11.2		"	10.0		112	76.6-133		2.38	20.3
Chloromethane	8.80		"	10.0		88.0	48.8-115		7.23	24.5
cis-1,2-Dichloroethylene	11.0		"	10.0		110	75.1-128		0.812	20.5
cis-1,3-Dichloropropylene	10.1		"	10.0		101	74.5-128		2.40	19.9
Dibromochloromethane	11.5		"	10.0		115	79.8-134		5.46	21.3
Dibromomethane	11.4		"	10.0		114	79-130		2.31	22.4
Dichlorodifluoromethane	8.52		"	10.0		85.2	47.1-101		2.14	23.9
Ethyl Benzene	11.6		"	10.0		116	80.8-128		3.41	19.2
Hexachlorobutadiene	10.2		"	10.0		102	64.8-128		6.16	20.6
Isopropylbenzene	11.3		"	10.0		113	75.5-135		2.59	20
Methyl tert-butyl ether (MTBE)	12.0		"	10.0		120	65.1-140		3.55	23.6
Methylene chloride	8.10		"	10.0		81.0	61.3-120		2.56	20.4
Naphthalene	11.0		"	10.0		110	62.3-148		5.52	27.1
n-Butylbenzene	10.2		"	10.0		102	67.2-123		3.38	19.1
n-Propylbenzene	10.8		"	10.0		108	70.5-127		3.60	23.4
o-Xylene	10.8		"	10.0		108	75.9-122		2.45	19.3
p- & m- Xylenes	22.5		"	20.0		113	77.7-127		3.80	18.6
p-Isopropyltoluene	10.9		"	10.0		109	75.6-129		2.88	19.1

YORK

ANALYTICAL LABORATORIES, INC.

Volatile Organic Compounds by EPA SW846-8260B - Quality Control Data

York Analytical Laboratories, Inc.

Analyte	Result	Reporting Limit	Units	Spike Level	Source* Result	%REC	%REC Limits	Flag	RPD	RPD Limit	Flag
---------	--------	-----------------	-------	-------------	----------------	------	-------------	------	-----	-----------	------

Batch BK10256 - EPA 5030B

LCS Dup (BK10256-BSD1)

Prepared & Analyzed: 11/07/2011

sec-Butylbenzene	10.8		ug/L	10.0		108	71.5-125		3.11	18.9	
Styrene	11.1		"	10.0		111	77.8-123		3.30	20.9	
tert-Butylbenzene	12.7		"	10.0		127	75.9-151		1.35	20.9	
Tetrachloroethylene	12.0		"	10.0		120	63.6-167		10.1	27.7	
Toluene	11.0		"	10.0		110	77-123		2.57	18.7	
trans-1,2-Dichloroethylene	11.3		"	10.0		113	76.3-139		1.49	19.5	
trans-1,3-Dichloropropylene	10.6		"	10.0		106	72.5-137		0.951	19.3	
Trichloroethylene	10.6		"	10.0		106	77.9-130		2.88	20.5	
Trichlorofluoromethane	10.5		"	10.0		105	57.4-133		1.41	21.4	
Vinyl Chloride	9.61		"	10.0		96.1	54.9-124		5.37	22.3	
<i>Surrogate: 1,2-Dichloroethane-d4</i>	<i>9.99</i>		<i>"</i>	<i>10.0</i>		<i>99.9</i>	<i>75.7-121</i>				
<i>Surrogate: p-Bromofluorobenzene</i>	<i>9.61</i>		<i>"</i>	<i>10.0</i>		<i>96.1</i>	<i>71.3-131</i>				
<i>Surrogate: Toluene-d8</i>	<i>9.97</i>		<i>"</i>	<i>10.0</i>		<i>99.7</i>	<i>86.7-112</i>				

Metals by EPA 6000 Series Methods - Quality Control Data

York Analytical Laboratories, Inc.

Analyte	Result	Reporting Limit	Units	Spike Level	Source* Result	%REC	%REC Limits	Flag	RPD	RPD Limit	Flag
Batch BK10265 - EPA SW 846-3010A											
Blank (BK10265-BLK1)								Prepared & Analyzed: 11/07/2011			
Iron	ND	0.0100	mg/L								
Reference (BK10265-SRM1)								Prepared & Analyzed: 11/07/2011			
Iron	0.631	0.0100	mg/L	0.589		107	87.9-113				

YORK

ANALYTICAL LABORATORIES, INC.

Metals by EPA 200 Series Methods - Quality Control Data

York Analytical Laboratories, Inc.

Analyte	Result	Reporting Limit	Units	Spike Level	Source* Result	%REC	%REC Limits	Flag	RPD	RPD Limit	Flag
Batch BK10265 - EPA SW 846-3010A											
Blank (BK10265-BLK1)								Prepared & Analyzed: 11/07/2011			
Iron	ND	0.0100	mg/L								
Reference (BK10265-SRM1)								Prepared & Analyzed: 11/07/2011			
Iron	0.631	0.0100	mg/L	0.589		107	87.9-113				

Miscellaneous Physical/Conventional Chemistry Parameters - Quality Control Data

York Analytical Laboratories, Inc.

Analyte	Result	Reporting Limit	Units	Spike Level	Source* Result	%REC Limits	Flag	RPD	RPD Limit	Flag
Batch BK10175 - % Solids Prep										
Blank (BK10175-BLK1)							Prepared & Analyzed: 11/08/2011			
Total Dissolved Solids	ND	1.00	mg/L							
Duplicate (BK10175-DUP1)							Prepared & Analyzed: 11/08/2011			
*Source sample: 11K0112-01 (WQ102511:1530NP2-10)										
Total Dissolved Solids	145	1.00	mg/L		145			0.00	15	

Notes and Definitions

J	Detected below the Reporting Limit but greater than or equal to the Method Detection Limit (MDL); therefore, the result is an estimated concentration.
J	Detected below the Reporting Limit but greater than or equal to the Method Detection Limit (MDL); therefore, the result is an estimated concentration.
HT-02	This sample was received outside the EPA recommended holding time.
HT-02	This sample was received outside the EPA recommended holding time.
B	Analyte is found in the associated analysis batch blank. For volatiles, methylene chloride and acetone are common lab contaminants. Data users should consider anything <10x the blank value as artifact.
B	Analyte is found in the associated analysis batch blank. For volatiles, methylene chloride and acetone are common lab contaminants. Data users should consider anything <10x the blank value as artifact.

ND	Analyte NOT DETECTED at the stated Reporting Limit (RL) or above.
RL	REPORTING LIMIT - the minimum reportable value based upon the lowest point in the analyte calibration curve.
MDL	METHOD DETECTION LIMIT - the minimum concentration that can be measured and reported with a 99% confidence that the concentration is greater than zero. If requested or required, a value reported below the RL and above the MDL is considered estimated and is noted with a "J" flag.
NR	Not reported
RPD	Relative Percent Difference
Wet	The data has been reported on an as-received (wet weight) basis
Low Bias	Low Bias flag indicates that the recovery of the flagged analyte is below the laboratory or regulatory lower control limit. The data user should take note that this analyte may be biased low but should evaluate multiple lines of evidence including the LCS and site-specific MS/MSD data to draw bias conclusions. In cases where no site-specific MS/MSD was requested, only the LCS data can be used to evaluate such bias.
High Bias	High Bias flag indicates that the recovery of the flagged analyte is above the laboratory or regulatory upper control limit. The data user should take note that this analyte may be biased high but should evaluate multiple lines of evidence including the LCS and site-specific MS/MSD data to draw bias conclusions. In cases where no site-specific MS/MSD was requested, only the LCS data can be used to evaluate such bias.
Non-Dir.	Non-dir. flag (Non-Directional Bias) indicates that the Relative Percent Difference (RPD) (a measure of precision) among the MS and MSD data is outside the laboratory or regulatory control limit. This alerts the data user where the MS and MSD are from site-specific samples that the RPD is high due to either non-homogeneous distribution of target analyte between the MS/MSD or indicates poor reproducibility for other reasons.

Corrective Action:

Field Chain-of-Custody Record

NOTE: York's Std. Terms & Conditions are listed on the back side of this document. This document serves as your written authorization to York to proceed with the analyses requested and your signature binds you to York's Std. Terms & Conditions unless superseded by written contract.

Client Information Company: <u>LBG</u> Address: <u>4 Research Drive, Suite 307, Shelton CT 06484</u> Phone no.: <u>203-929-8555</u> Contact Person: <u>Tunde Sandor</u> E-mail Addr.: <u>tsandor@lbgct.com</u> FAX No.: <u>203-926-9140</u>		Report to: SAME <input checked="" type="checkbox"/> X Name: <u>Tunde Sandor</u> Company: <u>Same</u> Address: _____ E-mail: _____ Fax No.: _____		Invoice To: SAME <input type="checkbox"/> Name: <u>Mark Goldberg</u> Company: <u>Same</u> Address: _____ E-mail: <u>Mgoldberg@lbgct.com</u> Fax No.: _____		Client Project ID <u>Rowe Industries</u> Purchase Order no. <u>NABSAG</u> Samples from: <u>CT NY X NJ</u>		Turn-Around Time RUSH Same Day _____ RUSH Next Day _____ RUSH Two Day _____ RUSH Three Day _____ RUSH Four Day _____ Standard (5-7 days) <input checked="" type="checkbox"/> X OTHER _____		Report Type/Deliverables Summary _____ QA/QC Summary _____ CT RCP Pkg _____ ASP A Pkg _____ ASP B Pkg _____ Excel _____ EDD _____ Special _____ Instructions: <input checked="" type="checkbox"/> Field Filled, <input type="checkbox"/> Lab to Filler			
Matrix Codes S - soil Other - specify (oil, etc.) WW - wastewater GW - groundwater DW - drinking water Air-A - ambient air Air-SV - soil vapor		Volatiles TICs Site Spec. SP/Per-TCLP Benzene Naphthalene Sulfide Co. Ketones Oxyanions TCLP list Arom. Halog. App. IX SP/Per-TCLP 8021B list 5015		Misc. Org. Full Lists TPH GRO TPH DRO CT ETPH NY 310-13 TPH 418.1 Air TO14A Air TO15 Air STARS Air VPH Air TICs Methane Heliolite		Miscellaneous Parameters Conductivity Reactivity Ignitability Flash Point Shear Anal. Hkcatonophs TOX Part 360/360a Part 360/360b Part 360/360c Part 360/360d NY CDEP Sewer NYSDJCL Sewer Silica		Metals RCRA8 PPL3 TAL CT15 Total Dissolved SP/Per-TCLP Lead/Arsenic Hg, Pb, As, Cd Cr, Ni, Ba, Fe Se, Ti, Sb, Cu Na, Mn, Al, Zn, Pb		Other RCR8 PPL3 TAL CT15 Total Dissolved SP/Per-TCLP Lead/Arsenic Hg, Pb, As, Cd Cr, Ni, Ba, Fe Se, Ti, Sb, Cu Na, Mn, Al, Zn, Pb		Container Description(s) 2x 2r 2x 2r 2x 3r	
Sample Identification WQ102511 1520 NP2-6 10/25/11 1520 WQ102511 1525 NP2-7 1525 WQ102511 1530 NP2-10 1530		Sample Matrix GW GW GW		Date Sampled 10/25/11 1520 1525 1530		Choose Analyses Needed from the Menu Above and Enter Below Fe by EPA 200.7 / Fe, Dissolved by EPA 6010 (SW846-6010B) / Total Solids (TSS) (SM-2540C) / VOCs, 8260 List (EPA SW845-8260B) Fe by EPA 200.7 / Fe, Dissolved by EPA 6010 (SW846-6010B) / Total Solids (TSS) (SM-2540C) / VOCs, 8260 List (EPA SW845-8260B) Fe by EPA 200.7 / Fe, Dissolved by EPA 6010 (SW846-6010B) / Total Solids (TSS) (SM-2540C) / VOCs, 8260 List (EPA SW845-8260B)		Temperature on Receipt 4.3°C					
Comments Preservation "X" those applicable		Cool 4°C HNO3 H2SO4 NaOH NONE FROZEN		Samples Relinquished By <u>[Signature]</u> 11/2/11 3PM Date/Time Samples Received By <u>[Signature]</u> 11/2/11 1020 Date/Time Samples Relinquished By _____ Date/Time Samples Received in LAB by _____ Date/Time									

fax

YORK
ANALYTICAL LABORATORIES, INC.
120 RESEARCH DR. STRATFORD, CT 06615
(203) 325-1371 FAX (203) 357-0166

Field Chain-of-Custody Record

Page 1 of 1

NOTE: York's Std. Terms & Conditions are listed on the back side of this document. This document serves as your written authorization to York to proceed with the analyses requested and your signature binds you to York's Std. Terms & Conditions unless superseded by written contract.

York Project No. 11K0112

Client Information Company: <u>LBG</u> Address: <u>4 Research Drive, Suite 301, Shelton CT 06484</u> Phone no.: <u>203-929-8555</u>		Report to: <input checked="" type="checkbox"/> SAME <input type="checkbox"/> Tunde Sandor Name: _____ Company: _____ Address: _____		Invoice To: <input checked="" type="checkbox"/> SAME <input type="checkbox"/> Mark Goldberg Name: _____ Company: _____ Address: _____		Client Project ID <u>Rowe Industries</u> Purchase Order no. <u>NABSAG</u>		Turn-Around Time RUSH Same Day RUSH Next Day RUSH Two Day RUSH Three Day		Report Type/Deliverables Summary X, pdf QA/QC Summary X, pdf CT RCP Pkg ASP A Pkg ASP B Pkg Excel EDD X, Excel	
Contact Person <u>Tunde Sandor</u> E-mail Address: <u>Tsandor@lbgct.com</u> FAX No.: <u>203-926-9140</u>		Volatiles 8260 full TICs Site Spec. SP/UP or TCLP STARS BTEX MTBE TCL list TAGM CT RCP Arom. Halog. App. IX 802.1B list		Metals RCRAB PP13 TAL CT15 Total Dissolved SLP or TCLP TCLP list TICs App. IX SLP or TCLP TCLP BNA 1608 PCB 5035		Miscellaneous Parameters Color Phos Cyanide-T Cyanide-A BOD5 Chloride BOD28 COD Oil/Grease TSS Total Solids TDS TPH-IR		Full Lists Pili-Poll. TCL Ogmas TAL-MetCN Full TCLP Full App. IX Part 360 Metals Air TO14A Air TO15 Air STARS Air VPH Air TICs Methane Heptam.		Special Instructions Field Filtered <input type="checkbox"/> Lab to Filter <input type="checkbox"/>	
<p align="center">Choose Analyses Needed from the Menu Above and Enter Below</p>											
Sample Identification <u>WQ102511 1520 NP2-6</u>		Date Sampled <u>10/25/11</u>		Sample Matrix <u>GW</u>		Fe by EPA 200.7 / Fe, Dissolved by EPA 6010 (SW846-6010B) / Total metals (d)		<u>2021</u>		Container Description(s)	
<u>WQ102511 1525 NP2-7</u>		<u>1525</u>		<u>GW</u>		Fe by EPA 200.7 / Fe, Dissolved by EPA 6010 (SW846-6010B) / Total metals (d)		<u>2021</u>		Container Description(s)	
<u>WQ102511 1530 NP2-10</u>		<u>1530</u>		<u>GW</u>		Fe by EPA 200.7 / Fe, Dissolved by EPA 6010 (SW846-6010B) / Total metals (d)		<u>2021</u>		Container Description(s)	
Comments Preservation "X" those applicable Cool 4°C _____ HNO3 _____ H2SO4 _____ NaOH _____ FROZEN _____ Samples Relinquished By <u>JMK</u> 11/2/11 3PM Date/Time Samples Received By <u>[Signature]</u> 11-24-11 3PM Date/Time Samples Relinquished By _____ Date/Time Samples Received in LAB by _____ Date/Time											

APPENDIX II
OCTOBER 2011 LABORATORY ANALYTICAL REPORTS
FOR FSP&T AND FP&T RECOVERY WELLS

YORK

ANALYTICAL LABORATORIES, INC.

Technical Report

prepared for:

Leggette Brashears & Graham Shelton Office

4 Research Drive, Suite 301

Shelton CT, 06484

Attention: Tunde Sandor

Report Date: 10/19/2011

Client Project ID: Rowe Industries

York Project (SDG) No.: 11J0449

CT License No. PH-0723

New Jersey License No. CT-005



New York License No. 10854

PA License No. 68-04440

Report Date: 10/19/2011
Client Project ID: Rowe Industries
York Project (SDG) No.: 11J0449

Leggette Brashears & Graham Shelton Office
4 Research Drive, Suite 301
Shelton CT, 06484
Attention: Tunde Sandor

Purpose and Results

This report contains the analytical data for the sample(s) identified on the attached chain-of-custody received in our laboratory on October 13, 2011 and listed below. The project was identified as your project: **Rowe Industries**.

The analyses were conducted utilizing appropriate EPA, Standard Methods, and ASTM methods as detailed in the data summary tables.

All samples were received in proper condition meeting the customary acceptance requirements for environmental samples except those indicated under the Notes section of this report.

All analyses met the method and laboratory standard operating procedure requirements except as indicated by any data flags, the meaning of which are explained in the attachment to this report, and case narrative if applicable.

The results of the analyses, which are all reported on dry weight basis (soils) unless otherwise noted, are detailed in the following pages.

Please contact Client Services at 203.325.1371 with any questions regarding this report.

<u>York Sample ID</u>	<u>Client Sample ID</u>	<u>Matrix</u>	<u>Date Collected</u>	<u>Date Received</u>
11J0449-01	WQ101111:1140FRW-1	Water	10/11/2011	10/13/2011
11J0449-02	WQ101111:1145FRW-2	Water	10/11/2011	10/13/2011
11J0449-03	WQ101111:1150FRW-3	Water	10/11/2011	10/13/2011
11J0449-04	WQ101111:1155FRW-4	Water	10/11/2011	10/13/2011

General Notes for York Project (SDG) No.: 11J0449

1. The RLs and MDLs (Reporting Limit and Method Detection Limit respectively) reported are adjusted for any dilution necessary due to the levels of target and/or non-target analytes and matrix interference. The RL(REPORTING LIMIT) is based upon the lowest standard utilized for the calibration where applicable.
2. Samples are retained for a period of thirty days after submittal of report, unless other arrangements are made.
3. York's liability for the above data is limited to the dollar value paid to York for the referenced project.
4. This report shall not be reproduced without the written approval of York Analytical Laboratories, Inc.
5. All samples were received in proper condition for analysis with proper documentation, unless otherwise noted.
6. All analyses conducted met method or Laboratory SOP requirements. See the Qualifiers and/or Narrative sections for further information.
7. It is noted that no analyses reported herein were subcontracted to another laboratory, unless noted in the report.
8. This report reflects results that relate only to the samples submitted on the attached chain-of-custody form(s) received by York.

Approved By:



Date: 10/19/2011

Robert Q. Bradley
Executive Vice President / Laboratory Director

YORK

Sample Information

Client Sample ID: WQ101111:1140FRW-1

York Sample ID: 11J0449-01

<u>York Project (SDG) No.</u> 11J0449	<u>Client Project ID</u> Rowe Industries	<u>Matrix</u> Water	<u>Collection Date/Time</u> October 11, 2011 11:40 am	<u>Date Received</u> 10/13/2011
--	---	------------------------	--	------------------------------------

Volatiles Organics, 8260 List

Log-in Notes:

Sample Notes:

Sample Prepared by Method: EPA 5030B

CAS No.	Parameter	Result	Flag	Units	MDL	RL	Dilution	Reference Method	Date/Time Prepared	Date/Time Analyzed	Analyst
630-20-6	1,1,1,2-Tetrachloroethane	ND		ug/L	0.54	5.0	1	EPA SW846-8260B	10/19/2011 09:48	10/19/2011 09:48	SS
71-55-6	1,1,1-Trichloroethane	ND		ug/L	0.95	5.0	1	EPA SW846-8260B	10/19/2011 09:48	10/19/2011 09:48	SS
79-34-5	1,1,2,2-Tetrachloroethane	ND		ug/L	0.57	5.0	1	EPA SW846-8260B	10/19/2011 09:48	10/19/2011 09:48	SS
76-13-1	1,1,2-Trichloro-1,2,2-trifluoroethane (Freon 113)	ND		ug/L	0.60	5.0	1	EPA SW846-8260B	10/19/2011 09:48	10/19/2011 09:48	SS
79-00-5	1,1,2-Trichloroethane	ND		ug/L	0.61	5.0	1	EPA SW846-8260B	10/19/2011 09:48	10/19/2011 09:48	SS
75-34-3	1,1-Dichloroethane	ND		ug/L	0.69	5.0	1	EPA SW846-8260B	10/19/2011 09:48	10/19/2011 09:48	SS
75-35-4	1,1-Dichloroethylene	ND		ug/L	1.3	5.0	1	EPA SW846-8260B	10/19/2011 09:48	10/19/2011 09:48	SS
563-58-6	1,1-Dichloropropylene	ND		ug/L	0.43	5.0	1	EPA SW846-8260B	10/19/2011 09:48	10/19/2011 09:48	SS
87-61-6	1,2,3-Trichlorobenzene	ND		ug/L	0.37	10	1	EPA SW846-8260B	10/19/2011 09:48	10/19/2011 09:48	SS
96-18-4	1,2,3-Trichloropropane	ND		ug/L	1.1	5.0	1	EPA SW846-8260B	10/19/2011 09:48	10/19/2011 09:48	SS
120-82-1	1,2,4-Trichlorobenzene	ND		ug/L	0.48	10	1	EPA SW846-8260B	10/19/2011 09:48	10/19/2011 09:48	SS
95-63-6	1,2,4-Trimethylbenzene	ND		ug/L	0.53	5.0	1	EPA SW846-8260B	10/19/2011 09:48	10/19/2011 09:48	SS
96-12-8	1,2-Dibromo-3-chloropropane	ND		ug/L	1.3	10	1	EPA SW846-8260B	10/19/2011 09:48	10/19/2011 09:48	SS
106-93-4	1,2-Dibromoethane	ND		ug/L	0.68	5.0	1	EPA SW846-8260B	10/19/2011 09:48	10/19/2011 09:48	SS
95-50-1	1,2-Dichlorobenzene	ND		ug/L	0.59	5.0	1	EPA SW846-8260B	10/19/2011 09:48	10/19/2011 09:48	SS
107-06-2	1,2-Dichloroethane	ND		ug/L	0.65	5.0	1	EPA SW846-8260B	10/19/2011 09:48	10/19/2011 09:48	SS
78-87-5	1,2-Dichloropropane	ND		ug/L	0.22	5.0	1	EPA SW846-8260B	10/19/2011 09:48	10/19/2011 09:48	SS
108-67-8	1,3,5-Trimethylbenzene	ND		ug/L	0.37	5.0	1	EPA SW846-8260B	10/19/2011 09:48	10/19/2011 09:48	SS
541-73-1	1,3-Dichlorobenzene	ND		ug/L	0.47	5.0	1	EPA SW846-8260B	10/19/2011 09:48	10/19/2011 09:48	SS
142-28-9	1,3-Dichloropropane	ND		ug/L	0.69	5.0	1	EPA SW846-8260B	10/19/2011 09:48	10/19/2011 09:48	SS
106-46-7	1,4-Dichlorobenzene	ND		ug/L	0.68	5.0	1	EPA SW846-8260B	10/19/2011 09:48	10/19/2011 09:48	SS
594-20-7	2,2-Dichloropropane	ND		ug/L	0.96	5.0	1	EPA SW846-8260B	10/19/2011 09:48	10/19/2011 09:48	SS
95-49-8	2-Chlorotoluene	ND		ug/L	0.49	5.0	1	EPA SW846-8260B	10/19/2011 09:48	10/19/2011 09:48	SS
106-43-4	4-Chlorotoluene	ND		ug/L	0.49	5.0	1	EPA SW846-8260B	10/19/2011 09:48	10/19/2011 09:48	SS
71-43-2	Benzene	ND		ug/L	0.48	5.0	1	EPA SW846-8260B	10/19/2011 09:48	10/19/2011 09:48	SS
108-86-1	Bromobenzene	ND		ug/L	0.61	5.0	1	EPA SW846-8260B	10/19/2011 09:48	10/19/2011 09:48	SS
74-97-5	Bromochloromethane	ND		ug/L	1.3	5.0	1	EPA SW846-8260B	10/19/2011 09:48	10/19/2011 09:48	SS
75-27-4	Bromodichloromethane	ND		ug/L	0.62	5.0	1	EPA SW846-8260B	10/19/2011 09:48	10/19/2011 09:48	SS
75-25-2	Bromoform	ND		ug/L	0.58	5.0	1	EPA SW846-8260B	10/19/2011 09:48	10/19/2011 09:48	SS
74-83-9	Bromomethane	ND		ug/L	1.2	5.0	1	EPA SW846-8260B	10/19/2011 09:48	10/19/2011 09:48	SS
56-23-5	Carbon tetrachloride	ND		ug/L	1.0	5.0	1	EPA SW846-8260B	10/19/2011 09:48	10/19/2011 09:48	SS
108-90-7	Chlorobenzene	ND		ug/L	0.35	5.0	1	EPA SW846-8260B	10/19/2011 09:48	10/19/2011 09:48	SS
75-00-3	Chloroethane	ND		ug/L	0.76	5.0	1	EPA SW846-8260B	10/19/2011 09:48	10/19/2011 09:48	SS
67-66-3	Chloroform	ND		ug/L	0.36	5.0	1	EPA SW846-8260B	10/19/2011 09:48	10/19/2011 09:48	SS

Sample Information

Client Sample ID: WQ101111:1140FRW-1

York Sample ID: 11J0449-01

<u>York Project (SDG) No.</u> 11J0449	<u>Client Project ID</u> Rowe Industries	<u>Matrix</u> Water	<u>Collection Date/Time</u> October 11, 2011 11:40 am	<u>Date Received</u> 10/13/2011
--	---	------------------------	--	------------------------------------

Volatile Organics, 8260 List

Log-in Notes:

Sample Notes:

Sample Prepared by Method: EPA 5030B

CAS No.	Parameter	Result	Flag	Units	MDL	RL	Dilution	Reference Method	Date/Time Prepared	Date/Time Analyzed	Analyst
74-87-3	Chloromethane	ND		ug/L	0.89	5.0	1	EPA SW846-8260B	10/19/2011 09:48	10/19/2011 09:48	SS
156-59-2	cis-1,2-Dichloroethylene	ND		ug/L	0.96	5.0	1	EPA SW846-8260B	10/19/2011 09:48	10/19/2011 09:48	SS
10061-01-5	cis-1,3-Dichloropropylene	ND		ug/L	0.35	5.0	1	EPA SW846-8260B	10/19/2011 09:48	10/19/2011 09:48	SS
124-48-1	Dibromochloromethane	ND		ug/L	0.67	5.0	1	EPA SW846-8260B	10/19/2011 09:48	10/19/2011 09:48	SS
74-95-3	Dibromomethane	ND		ug/L	1.3	5.0	1	EPA SW846-8260B	10/19/2011 09:48	10/19/2011 09:48	SS
75-71-8	Dichlorodifluoromethane	ND		ug/L	0.83	5.0	1	EPA SW846-8260B	10/19/2011 09:48	10/19/2011 09:48	SS
100-41-4	Ethyl Benzene	ND		ug/L	0.35	5.0	1	EPA SW846-8260B	10/19/2011 09:48	10/19/2011 09:48	SS
87-68-3	Hexachlorobutadiene	ND		ug/L	0.43	5.0	1	EPA SW846-8260B	10/19/2011 09:48	10/19/2011 09:48	SS
98-82-8	Isopropylbenzene	ND		ug/L	0.39	5.0	1	EPA SW846-8260B	10/19/2011 09:48	10/19/2011 09:48	SS
1634-04-4	Methyl tert-butyl ether (MTBE)	ND		ug/L	0.38	5.0	1	EPA SW846-8260B	10/19/2011 09:48	10/19/2011 09:48	SS
75-09-2	Methylene chloride	5.0	J, B	ug/L	1.1	10	1	EPA SW846-8260B	10/19/2011 09:48	10/19/2011 09:48	SS
91-20-3	Naphthalene	ND		ug/L	0.50	10	1	EPA SW846-8260B	10/19/2011 09:48	10/19/2011 09:48	SS
104-51-8	n-Butylbenzene	ND		ug/L	0.32	5.0	1	EPA SW846-8260B	10/19/2011 09:48	10/19/2011 09:48	SS
103-65-1	n-Propylbenzene	ND		ug/L	0.58	5.0	1	EPA SW846-8260B	10/19/2011 09:48	10/19/2011 09:48	SS
95-47-6	o-Xylene	ND		ug/L	0.50	5.0	1	EPA SW846-8260B	10/19/2011 09:48	10/19/2011 09:48	SS
1330-20-7P/M	p- & m- Xylenes	ND		ug/L	0.55	10	1	EPA SW846-8260B	10/19/2011 09:48	10/19/2011 09:48	SS
99-87-6	p-Isopropyltoluene	ND		ug/L	0.25	5.0	1	EPA SW846-8260B	10/19/2011 09:48	10/19/2011 09:48	SS
135-98-8	sec-Butylbenzene	ND		ug/L	0.52	5.0	1	EPA SW846-8260B	10/19/2011 09:48	10/19/2011 09:48	SS
100-42-5	Styrene	ND		ug/L	0.43	5.0	1	EPA SW846-8260B	10/19/2011 09:48	10/19/2011 09:48	SS
98-06-6	tert-Butylbenzene	ND		ug/L	0.46	5.0	1	EPA SW846-8260B	10/19/2011 09:48	10/19/2011 09:48	SS
127-18-4	Tetrachloroethylene	16		ug/L	0.52	5.0	1	EPA SW846-8260B	10/19/2011 09:48	10/19/2011 09:48	SS
108-88-3	Toluene	ND		ug/L	0.23	5.0	1	EPA SW846-8260B	10/19/2011 09:48	10/19/2011 09:48	SS
156-60-5	trans-1,2-Dichloroethylene	ND		ug/L	0.65	5.0	1	EPA SW846-8260B	10/19/2011 09:48	10/19/2011 09:48	SS
10061-02-6	trans-1,3-Dichloropropylene	ND		ug/L	0.68	5.0	1	EPA SW846-8260B	10/19/2011 09:48	10/19/2011 09:48	SS
79-01-6	Trichloroethylene	ND		ug/L	0.57	5.0	1	EPA SW846-8260B	10/19/2011 09:48	10/19/2011 09:48	SS
75-69-4	Trichlorofluoromethane	ND		ug/L	0.91	5.0	1	EPA SW846-8260B	10/19/2011 09:48	10/19/2011 09:48	SS
75-01-4	Vinyl Chloride	ND		ug/L	0.97	5.0	1	EPA SW846-8260B	10/19/2011 09:48	10/19/2011 09:48	SS
1330-20-7	Xylenes, Total	ND		ug/L	1.0	15	1	EPA SW846-8260B	10/19/2011 09:48	10/19/2011 09:48	SS

Sample Information

Client Sample ID: WQ101111:1145FRW-2

York Sample ID: 11J0449-02

<u>York Project (SDG) No.</u> 11J0449	<u>Client Project ID</u> Rowe Industries	<u>Matrix</u> Water	<u>Collection Date/Time</u> October 11, 2011 11:45 am	<u>Date Received</u> 10/13/2011
--	---	------------------------	--	------------------------------------

Sample Information

Client Sample ID: WQ101111:1145FRW-2

York Sample ID: 11J0449-02

York Project (SDG) No.
11J0449

Client Project ID
Rowe Industries

Matrix
Water

Collection Date/Time
October 11, 2011 11:45 am

Date Received
10/13/2011

Volatile Organics, 8260 List

Log-in Notes:

Sample Notes:

Sample Prepared by Method: EPA 5030B

CAS No.	Parameter	Result	Flag	Units	MDL	RL	Dilution	Reference Method	Date/Time Prepared	Date/Time Analyzed	Analyst
630-20-6	1,1,1,2-Tetrachloroethane	ND		ug/L	0.54	5.0	1	EPA SW846-8260B	10/19/2011 10:29	10/19/2011 10:29	SS
71-55-6	1,1,1-Trichloroethane	ND		ug/L	0.95	5.0	1	EPA SW846-8260B	10/19/2011 10:29	10/19/2011 10:29	SS
79-34-5	1,1,2,2-Tetrachloroethane	ND		ug/L	0.57	5.0	1	EPA SW846-8260B	10/19/2011 10:29	10/19/2011 10:29	SS
76-13-1	1,1,2-Trichloro-1,2,2-trifluoroethane (Freon 113)	ND		ug/L	0.60	5.0	1	EPA SW846-8260B	10/19/2011 10:29	10/19/2011 10:29	SS
79-00-5	1,1,2-Trichloroethane	ND		ug/L	0.61	5.0	1	EPA SW846-8260B	10/19/2011 10:29	10/19/2011 10:29	SS
75-34-3	1,1-Dichloroethane	ND		ug/L	0.69	5.0	1	EPA SW846-8260B	10/19/2011 10:29	10/19/2011 10:29	SS
75-35-4	1,1-Dichloroethylene	ND		ug/L	1.3	5.0	1	EPA SW846-8260B	10/19/2011 10:29	10/19/2011 10:29	SS
563-58-6	1,1-Dichloropropylene	ND		ug/L	0.43	5.0	1	EPA SW846-8260B	10/19/2011 10:29	10/19/2011 10:29	SS
87-61-6	1,2,3-Trichlorobenzene	ND		ug/L	0.37	10	1	EPA SW846-8260B	10/19/2011 10:29	10/19/2011 10:29	SS
96-18-4	1,2,3-Trichloropropane	ND		ug/L	1.1	5.0	1	EPA SW846-8260B	10/19/2011 10:29	10/19/2011 10:29	SS
120-82-1	1,2,4-Trichlorobenzene	ND		ug/L	0.48	10	1	EPA SW846-8260B	10/19/2011 10:29	10/19/2011 10:29	SS
95-63-6	1,2,4-Trimethylbenzene	ND		ug/L	0.53	5.0	1	EPA SW846-8260B	10/19/2011 10:29	10/19/2011 10:29	SS
96-12-8	1,2-Dibromo-3-chloropropane	ND		ug/L	1.3	10	1	EPA SW846-8260B	10/19/2011 10:29	10/19/2011 10:29	SS
106-93-4	1,2-Dibromoethane	ND		ug/L	0.68	5.0	1	EPA SW846-8260B	10/19/2011 10:29	10/19/2011 10:29	SS
95-50-1	1,2-Dichlorobenzene	ND		ug/L	0.59	5.0	1	EPA SW846-8260B	10/19/2011 10:29	10/19/2011 10:29	SS
107-06-2	1,2-Dichloroethane	ND		ug/L	0.65	5.0	1	EPA SW846-8260B	10/19/2011 10:29	10/19/2011 10:29	SS
78-87-5	1,2-Dichloropropane	ND		ug/L	0.22	5.0	1	EPA SW846-8260B	10/19/2011 10:29	10/19/2011 10:29	SS
108-67-8	1,3,5-Trimethylbenzene	ND		ug/L	0.37	5.0	1	EPA SW846-8260B	10/19/2011 10:29	10/19/2011 10:29	SS
541-73-1	1,3-Dichlorobenzene	ND		ug/L	0.47	5.0	1	EPA SW846-8260B	10/19/2011 10:29	10/19/2011 10:29	SS
142-28-9	1,3-Dichloropropane	ND		ug/L	0.69	5.0	1	EPA SW846-8260B	10/19/2011 10:29	10/19/2011 10:29	SS
106-46-7	1,4-Dichlorobenzene	ND		ug/L	0.68	5.0	1	EPA SW846-8260B	10/19/2011 10:29	10/19/2011 10:29	SS
594-20-7	2,2-Dichloropropane	ND		ug/L	0.96	5.0	1	EPA SW846-8260B	10/19/2011 10:29	10/19/2011 10:29	SS
95-49-8	2-Chlorotoluene	ND		ug/L	0.49	5.0	1	EPA SW846-8260B	10/19/2011 10:29	10/19/2011 10:29	SS
106-43-4	4-Chlorotoluene	ND		ug/L	0.49	5.0	1	EPA SW846-8260B	10/19/2011 10:29	10/19/2011 10:29	SS
71-43-2	Benzene	ND		ug/L	0.48	5.0	1	EPA SW846-8260B	10/19/2011 10:29	10/19/2011 10:29	SS
108-86-1	Bromobenzene	ND		ug/L	0.61	5.0	1	EPA SW846-8260B	10/19/2011 10:29	10/19/2011 10:29	SS
74-97-5	Bromochloromethane	ND		ug/L	1.3	5.0	1	EPA SW846-8260B	10/19/2011 10:29	10/19/2011 10:29	SS
75-27-4	Bromodichloromethane	ND		ug/L	0.62	5.0	1	EPA SW846-8260B	10/19/2011 10:29	10/19/2011 10:29	SS
75-25-2	Bromoform	ND		ug/L	0.58	5.0	1	EPA SW846-8260B	10/19/2011 10:29	10/19/2011 10:29	SS
74-83-9	Bromomethane	ND		ug/L	1.2	5.0	1	EPA SW846-8260B	10/19/2011 10:29	10/19/2011 10:29	SS
56-23-5	Carbon tetrachloride	ND		ug/L	1.0	5.0	1	EPA SW846-8260B	10/19/2011 10:29	10/19/2011 10:29	SS
108-90-7	Chlorobenzene	ND		ug/L	0.35	5.0	1	EPA SW846-8260B	10/19/2011 10:29	10/19/2011 10:29	SS
75-00-3	Chloroethane	ND		ug/L	0.76	5.0	1	EPA SW846-8260B	10/19/2011 10:29	10/19/2011 10:29	SS
67-66-3	Chloroform	ND		ug/L	0.36	5.0	1	EPA SW846-8260B	10/19/2011 10:29	10/19/2011 10:29	SS

Sample Information

Client Sample ID: WQ101111:1145FRW-2

York Sample ID: 11J0449-02

York Project (SDG) No.
11J0449

Client Project ID
Rowe Industries

Matrix
Water

Collection Date/Time
October 11, 2011 11:45 am

Date Received
10/13/2011

Volatile Organics, 8260 List

Log-in Notes:

Sample Notes:

Sample Prepared by Method: EPA 5030B

CAS No.	Parameter	Result	Flag	Units	MDL	RL	Dilution	Reference Method	Date/Time Prepared	Date/Time Analyzed	Analyst
74-87-3	Chloromethane	ND		ug/L	0.89	5.0	1	EPA SW846-8260B	10/19/2011 10:29	10/19/2011 10:29	SS
156-59-2	cis-1,2-Dichloroethylene	6.7		ug/L	0.96	5.0	1	EPA SW846-8260B	10/19/2011 10:29	10/19/2011 10:29	SS
10061-01-5	cis-1,3-Dichloropropylene	ND		ug/L	0.35	5.0	1	EPA SW846-8260B	10/19/2011 10:29	10/19/2011 10:29	SS
124-48-1	Dibromochloromethane	ND		ug/L	0.67	5.0	1	EPA SW846-8260B	10/19/2011 10:29	10/19/2011 10:29	SS
74-95-3	Dibromomethane	ND		ug/L	1.3	5.0	1	EPA SW846-8260B	10/19/2011 10:29	10/19/2011 10:29	SS
75-71-8	Dichlorodifluoromethane	ND		ug/L	0.83	5.0	1	EPA SW846-8260B	10/19/2011 10:29	10/19/2011 10:29	SS
100-41-4	Ethyl Benzene	ND		ug/L	0.35	5.0	1	EPA SW846-8260B	10/19/2011 10:29	10/19/2011 10:29	SS
87-68-3	Hexachlorobutadiene	ND		ug/L	0.43	5.0	1	EPA SW846-8260B	10/19/2011 10:29	10/19/2011 10:29	SS
98-82-8	Isopropylbenzene	ND		ug/L	0.39	5.0	1	EPA SW846-8260B	10/19/2011 10:29	10/19/2011 10:29	SS
1634-04-4	Methyl tert-butyl ether (MTBE)	ND		ug/L	0.38	5.0	1	EPA SW846-8260B	10/19/2011 10:29	10/19/2011 10:29	SS
75-09-2	Methylene chloride	4.0	J, B	ug/L	1.1	10	1	EPA SW846-8260B	10/19/2011 10:29	10/19/2011 10:29	SS
91-20-3	Naphthalene	ND		ug/L	0.50	10	1	EPA SW846-8260B	10/19/2011 10:29	10/19/2011 10:29	SS
104-51-8	n-Butylbenzene	ND		ug/L	0.32	5.0	1	EPA SW846-8260B	10/19/2011 10:29	10/19/2011 10:29	SS
103-65-1	n-Propylbenzene	ND		ug/L	0.58	5.0	1	EPA SW846-8260B	10/19/2011 10:29	10/19/2011 10:29	SS
95-47-6	o-Xylene	ND		ug/L	0.50	5.0	1	EPA SW846-8260B	10/19/2011 10:29	10/19/2011 10:29	SS
1330-20-7P/M	p- & m- Xylenes	ND		ug/L	0.55	10	1	EPA SW846-8260B	10/19/2011 10:29	10/19/2011 10:29	SS
99-87-6	p-Isopropyltoluene	ND		ug/L	0.25	5.0	1	EPA SW846-8260B	10/19/2011 10:29	10/19/2011 10:29	SS
135-98-8	sec-Butylbenzene	ND		ug/L	0.52	5.0	1	EPA SW846-8260B	10/19/2011 10:29	10/19/2011 10:29	SS
100-42-5	Styrene	ND		ug/L	0.43	5.0	1	EPA SW846-8260B	10/19/2011 10:29	10/19/2011 10:29	SS
98-06-6	tert-Butylbenzene	ND		ug/L	0.46	5.0	1	EPA SW846-8260B	10/19/2011 10:29	10/19/2011 10:29	SS
127-18-4	Tetrachloroethylene	32		ug/L	0.52	5.0	1	EPA SW846-8260B	10/19/2011 10:29	10/19/2011 10:29	SS
108-88-3	Toluene	ND		ug/L	0.23	5.0	1	EPA SW846-8260B	10/19/2011 10:29	10/19/2011 10:29	SS
156-60-5	trans-1,2-Dichloroethylene	ND		ug/L	0.65	5.0	1	EPA SW846-8260B	10/19/2011 10:29	10/19/2011 10:29	SS
10061-02-6	trans-1,3-Dichloropropylene	ND		ug/L	0.68	5.0	1	EPA SW846-8260B	10/19/2011 10:29	10/19/2011 10:29	SS
79-01-6	Trichloroethylene	2.5	J	ug/L	0.57	5.0	1	EPA SW846-8260B	10/19/2011 10:29	10/19/2011 10:29	SS
75-69-4	Trichlorofluoromethane	ND		ug/L	0.91	5.0	1	EPA SW846-8260B	10/19/2011 10:29	10/19/2011 10:29	SS
75-01-4	Vinyl Chloride	ND		ug/L	0.97	5.0	1	EPA SW846-8260B	10/19/2011 10:29	10/19/2011 10:29	SS
1330-20-7	Xylenes, Total	ND		ug/L	1.0	15	1	EPA SW846-8260B	10/19/2011 10:29	10/19/2011 10:29	SS

Sample Information

Client Sample ID: WQ101111:1150FRW-3

York Sample ID: 11J0449-03

York Project (SDG) No.
11J0449

Client Project ID
Rowe Industries

Matrix
Water

Collection Date/Time
October 11, 2011 11:50 am

Date Received
10/13/2011

Sample Information

Client Sample ID: WQ101111:1150FRW-3

York Sample ID: 11J0449-03

York Project (SDG) No.
11J0449

Client Project ID
Rowe Industries

Matrix
Water

Collection Date/Time
October 11, 2011 11:50 am

Date Received
10/13/2011

Volatile Organics, 8260 List

Log-in Notes:

Sample Notes:

Sample Prepared by Method: EPA 5030B

CAS No.	Parameter	Result	Flag	Units	MDL	RL	Dilution	Reference Method	Date/Time Prepared	Date/Time Analyzed	Analyst
630-20-6	1,1,1,2-Tetrachloroethane	ND		ug/L	0.54	5.0	1	EPA SW846-8260B	10/19/2011 11:10	10/19/2011 11:10	SS
71-55-6	1,1,1-Trichloroethane	ND		ug/L	0.95	5.0	1	EPA SW846-8260B	10/19/2011 11:10	10/19/2011 11:10	SS
79-34-5	1,1,2,2-Tetrachloroethane	ND		ug/L	0.57	5.0	1	EPA SW846-8260B	10/19/2011 11:10	10/19/2011 11:10	SS
76-13-1	1,1,2-Trichloro-1,2,2-trifluoroethane (Freon 113)	ND		ug/L	0.60	5.0	1	EPA SW846-8260B	10/19/2011 11:10	10/19/2011 11:10	SS
79-00-5	1,1,2-Trichloroethane	ND		ug/L	0.61	5.0	1	EPA SW846-8260B	10/19/2011 11:10	10/19/2011 11:10	SS
75-34-3	1,1-Dichloroethane	ND		ug/L	0.69	5.0	1	EPA SW846-8260B	10/19/2011 11:10	10/19/2011 11:10	SS
75-35-4	1,1-Dichloroethylene	ND		ug/L	1.3	5.0	1	EPA SW846-8260B	10/19/2011 11:10	10/19/2011 11:10	SS
563-58-6	1,1-Dichloropropylene	ND		ug/L	0.43	5.0	1	EPA SW846-8260B	10/19/2011 11:10	10/19/2011 11:10	SS
87-61-6	1,2,3-Trichlorobenzene	ND		ug/L	0.37	10	1	EPA SW846-8260B	10/19/2011 11:10	10/19/2011 11:10	SS
96-18-4	1,2,3-Trichloropropane	ND		ug/L	1.1	5.0	1	EPA SW846-8260B	10/19/2011 11:10	10/19/2011 11:10	SS
120-82-1	1,2,4-Trichlorobenzene	ND		ug/L	0.48	10	1	EPA SW846-8260B	10/19/2011 11:10	10/19/2011 11:10	SS
95-63-6	1,2,4-Trimethylbenzene	ND		ug/L	0.53	5.0	1	EPA SW846-8260B	10/19/2011 11:10	10/19/2011 11:10	SS
96-12-8	1,2-Dibromo-3-chloropropane	ND		ug/L	1.3	10	1	EPA SW846-8260B	10/19/2011 11:10	10/19/2011 11:10	SS
106-93-4	1,2-Dibromoethane	ND		ug/L	0.68	5.0	1	EPA SW846-8260B	10/19/2011 11:10	10/19/2011 11:10	SS
95-50-1	1,2-Dichlorobenzene	ND		ug/L	0.59	5.0	1	EPA SW846-8260B	10/19/2011 11:10	10/19/2011 11:10	SS
107-06-2	1,2-Dichloroethane	ND		ug/L	0.65	5.0	1	EPA SW846-8260B	10/19/2011 11:10	10/19/2011 11:10	SS
78-87-5	1,2-Dichloropropane	ND		ug/L	0.22	5.0	1	EPA SW846-8260B	10/19/2011 11:10	10/19/2011 11:10	SS
108-67-8	1,3,5-Trimethylbenzene	ND		ug/L	0.37	5.0	1	EPA SW846-8260B	10/19/2011 11:10	10/19/2011 11:10	SS
541-73-1	1,3-Dichlorobenzene	ND		ug/L	0.47	5.0	1	EPA SW846-8260B	10/19/2011 11:10	10/19/2011 11:10	SS
142-28-9	1,3-Dichloropropane	ND		ug/L	0.69	5.0	1	EPA SW846-8260B	10/19/2011 11:10	10/19/2011 11:10	SS
106-46-7	1,4-Dichlorobenzene	ND		ug/L	0.68	5.0	1	EPA SW846-8260B	10/19/2011 11:10	10/19/2011 11:10	SS
594-20-7	2,2-Dichloropropane	ND		ug/L	0.96	5.0	1	EPA SW846-8260B	10/19/2011 11:10	10/19/2011 11:10	SS
95-49-8	2-Chlorotoluene	ND		ug/L	0.49	5.0	1	EPA SW846-8260B	10/19/2011 11:10	10/19/2011 11:10	SS
106-43-4	4-Chlorotoluene	ND		ug/L	0.49	5.0	1	EPA SW846-8260B	10/19/2011 11:10	10/19/2011 11:10	SS
71-43-2	Benzene	ND		ug/L	0.48	5.0	1	EPA SW846-8260B	10/19/2011 11:10	10/19/2011 11:10	SS
108-86-1	Bromobenzene	ND		ug/L	0.61	5.0	1	EPA SW846-8260B	10/19/2011 11:10	10/19/2011 11:10	SS
74-97-5	Bromochloromethane	ND		ug/L	1.3	5.0	1	EPA SW846-8260B	10/19/2011 11:10	10/19/2011 11:10	SS
75-27-4	Bromodichloromethane	ND		ug/L	0.62	5.0	1	EPA SW846-8260B	10/19/2011 11:10	10/19/2011 11:10	SS
75-25-2	Bromoform	ND		ug/L	0.58	5.0	1	EPA SW846-8260B	10/19/2011 11:10	10/19/2011 11:10	SS
74-83-9	Bromomethane	ND		ug/L	1.2	5.0	1	EPA SW846-8260B	10/19/2011 11:10	10/19/2011 11:10	SS
56-23-5	Carbon tetrachloride	ND		ug/L	1.0	5.0	1	EPA SW846-8260B	10/19/2011 11:10	10/19/2011 11:10	SS
108-90-7	Chlorobenzene	ND		ug/L	0.35	5.0	1	EPA SW846-8260B	10/19/2011 11:10	10/19/2011 11:10	SS
75-00-3	Chloroethane	ND		ug/L	0.76	5.0	1	EPA SW846-8260B	10/19/2011 11:10	10/19/2011 11:10	SS
67-66-3	Chloroform	ND		ug/L	0.36	5.0	1	EPA SW846-8260B	10/19/2011 11:10	10/19/2011 11:10	SS

Sample Information

Client Sample ID: WQ101111:1150FRW-3

York Sample ID: 11J0449-03

<u>York Project (SDG) No.</u> 11J0449	<u>Client Project ID</u> Rowe Industries	<u>Matrix</u> Water	<u>Collection Date/Time</u> October 11, 2011 11:50 am	<u>Date Received</u> 10/13/2011
--	---	------------------------	--	------------------------------------

Volatile Organics, 8260 List

Log-in Notes:

Sample Notes:

Sample Prepared by Method: EPA 5030B

CAS No.	Parameter	Result	Flag	Units	MDL	RL	Dilution	Reference Method	Date/Time Prepared	Date/Time Analyzed	Analyst
74-87-3	Chloromethane	ND		ug/L	0.89	5.0	1	EPA SW846-8260B	10/19/2011 11:10	10/19/2011 11:10	SS
156-59-2	cis-1,2-Dichloroethylene	15		ug/L	0.96	5.0	1	EPA SW846-8260B	10/19/2011 11:10	10/19/2011 11:10	SS
10061-01-5	cis-1,3-Dichloropropylene	ND		ug/L	0.35	5.0	1	EPA SW846-8260B	10/19/2011 11:10	10/19/2011 11:10	SS
124-48-1	Dibromochloromethane	ND		ug/L	0.67	5.0	1	EPA SW846-8260B	10/19/2011 11:10	10/19/2011 11:10	SS
74-95-3	Dibromomethane	ND		ug/L	1.3	5.0	1	EPA SW846-8260B	10/19/2011 11:10	10/19/2011 11:10	SS
75-71-8	Dichlorodifluoromethane	ND		ug/L	0.83	5.0	1	EPA SW846-8260B	10/19/2011 11:10	10/19/2011 11:10	SS
100-41-4	Ethyl Benzene	ND		ug/L	0.35	5.0	1	EPA SW846-8260B	10/19/2011 11:10	10/19/2011 11:10	SS
87-68-3	Hexachlorobutadiene	ND		ug/L	0.43	5.0	1	EPA SW846-8260B	10/19/2011 11:10	10/19/2011 11:10	SS
98-82-8	Isopropylbenzene	1.6	J	ug/L	0.39	5.0	1	EPA SW846-8260B	10/19/2011 11:10	10/19/2011 11:10	SS
1634-04-4	Methyl tert-butyl ether (MTBE)	ND		ug/L	0.38	5.0	1	EPA SW846-8260B	10/19/2011 11:10	10/19/2011 11:10	SS
75-09-2	Methylene chloride	4.6	J, B	ug/L	1.1	10	1	EPA SW846-8260B	10/19/2011 11:10	10/19/2011 11:10	SS
91-20-3	Naphthalene	ND		ug/L	0.50	10	1	EPA SW846-8260B	10/19/2011 11:10	10/19/2011 11:10	SS
104-51-8	n-Butylbenzene	ND		ug/L	0.32	5.0	1	EPA SW846-8260B	10/19/2011 11:10	10/19/2011 11:10	SS
103-65-1	n-Propylbenzene	1.0	J	ug/L	0.58	5.0	1	EPA SW846-8260B	10/19/2011 11:10	10/19/2011 11:10	SS
95-47-6	o-Xylene	ND		ug/L	0.50	5.0	1	EPA SW846-8260B	10/19/2011 11:10	10/19/2011 11:10	SS
1330-20-7P/M	p- & m- Xylenes	ND		ug/L	0.55	10	1	EPA SW846-8260B	10/19/2011 11:10	10/19/2011 11:10	SS
99-87-6	p-Isopropyltoluene	ND		ug/L	0.25	5.0	1	EPA SW846-8260B	10/19/2011 11:10	10/19/2011 11:10	SS
135-98-8	sec-Butylbenzene	ND		ug/L	0.52	5.0	1	EPA SW846-8260B	10/19/2011 11:10	10/19/2011 11:10	SS
100-42-5	Styrene	ND		ug/L	0.43	5.0	1	EPA SW846-8260B	10/19/2011 11:10	10/19/2011 11:10	SS
98-06-6	tert-Butylbenzene	ND		ug/L	0.46	5.0	1	EPA SW846-8260B	10/19/2011 11:10	10/19/2011 11:10	SS
127-18-4	Tetrachloroethylene	28		ug/L	0.52	5.0	1	EPA SW846-8260B	10/19/2011 11:10	10/19/2011 11:10	SS
108-88-3	Toluene	ND		ug/L	0.23	5.0	1	EPA SW846-8260B	10/19/2011 11:10	10/19/2011 11:10	SS
156-60-5	trans-1,2-Dichloroethylene	ND		ug/L	0.65	5.0	1	EPA SW846-8260B	10/19/2011 11:10	10/19/2011 11:10	SS
10061-02-6	trans-1,3-Dichloropropylene	ND		ug/L	0.68	5.0	1	EPA SW846-8260B	10/19/2011 11:10	10/19/2011 11:10	SS
79-01-6	Trichloroethylene	2.5	J	ug/L	0.57	5.0	1	EPA SW846-8260B	10/19/2011 11:10	10/19/2011 11:10	SS
75-69-4	Trichlorofluoromethane	ND		ug/L	0.91	5.0	1	EPA SW846-8260B	10/19/2011 11:10	10/19/2011 11:10	SS
75-01-4	Vinyl Chloride	ND		ug/L	0.97	5.0	1	EPA SW846-8260B	10/19/2011 11:10	10/19/2011 11:10	SS
1330-20-7	Xylenes, Total	ND		ug/L	1.0	15	1	EPA SW846-8260B	10/19/2011 11:10	10/19/2011 11:10	SS

Sample Information

Client Sample ID: WQ101111:1155FRW-4

York Sample ID: 11J0449-04

<u>York Project (SDG) No.</u> 11J0449	<u>Client Project ID</u> Rowe Industries	<u>Matrix</u> Water	<u>Collection Date/Time</u> October 11, 2011 11:55 am	<u>Date Received</u> 10/13/2011
--	---	------------------------	--	------------------------------------

Sample Information

Client Sample ID: WQ101111:1155FRW-4

York Sample ID: 11J0449-04

York Project (SDG) No.
11J0449

Client Project ID
Rowe Industries

Matrix
Water

Collection Date/Time
October 11, 2011 11:55 am

Date Received
10/13/2011

Volatile Organics, 8260 List

Log-in Notes:

Sample Notes:

Sample Prepared by Method: EPA 5030B

CAS No.	Parameter	Result	Flag	Units	MDL	RL	Dilution	Reference Method	Date/Time Prepared	Date/Time Analyzed	Analyst
630-20-6	1,1,1,2-Tetrachloroethane	ND		ug/L	0.54	5.0	1	EPA SW846-8260B	10/19/2011 11:51	10/19/2011 11:51	SS
71-55-6	1,1,1-Trichloroethane	ND		ug/L	0.95	5.0	1	EPA SW846-8260B	10/19/2011 11:51	10/19/2011 11:51	SS
79-34-5	1,1,2,2-Tetrachloroethane	ND		ug/L	0.57	5.0	1	EPA SW846-8260B	10/19/2011 11:51	10/19/2011 11:51	SS
76-13-1	1,1,2-Trichloro-1,2,2-trifluoroethane (Freon 113)	ND		ug/L	0.60	5.0	1	EPA SW846-8260B	10/19/2011 11:51	10/19/2011 11:51	SS
79-00-5	1,1,2-Trichloroethane	ND		ug/L	0.61	5.0	1	EPA SW846-8260B	10/19/2011 11:51	10/19/2011 11:51	SS
75-34-3	1,1-Dichloroethane	ND		ug/L	0.69	5.0	1	EPA SW846-8260B	10/19/2011 11:51	10/19/2011 11:51	SS
75-35-4	1,1-Dichloroethylene	ND		ug/L	1.3	5.0	1	EPA SW846-8260B	10/19/2011 11:51	10/19/2011 11:51	SS
563-58-6	1,1-Dichloropropylene	ND		ug/L	0.43	5.0	1	EPA SW846-8260B	10/19/2011 11:51	10/19/2011 11:51	SS
87-61-6	1,2,3-Trichlorobenzene	ND		ug/L	0.37	10	1	EPA SW846-8260B	10/19/2011 11:51	10/19/2011 11:51	SS
96-18-4	1,2,3-Trichloropropane	ND		ug/L	1.1	5.0	1	EPA SW846-8260B	10/19/2011 11:51	10/19/2011 11:51	SS
120-82-1	1,2,4-Trichlorobenzene	ND		ug/L	0.48	10	1	EPA SW846-8260B	10/19/2011 11:51	10/19/2011 11:51	SS
95-63-6	1,2,4-Trimethylbenzene	ND		ug/L	0.53	5.0	1	EPA SW846-8260B	10/19/2011 11:51	10/19/2011 11:51	SS
96-12-8	1,2-Dibromo-3-chloropropane	ND		ug/L	1.3	10	1	EPA SW846-8260B	10/19/2011 11:51	10/19/2011 11:51	SS
106-93-4	1,2-Dibromoethane	ND		ug/L	0.68	5.0	1	EPA SW846-8260B	10/19/2011 11:51	10/19/2011 11:51	SS
95-50-1	1,2-Dichlorobenzene	ND		ug/L	0.59	5.0	1	EPA SW846-8260B	10/19/2011 11:51	10/19/2011 11:51	SS
107-06-2	1,2-Dichloroethane	ND		ug/L	0.65	5.0	1	EPA SW846-8260B	10/19/2011 11:51	10/19/2011 11:51	SS
78-87-5	1,2-Dichloropropane	ND		ug/L	0.22	5.0	1	EPA SW846-8260B	10/19/2011 11:51	10/19/2011 11:51	SS
108-67-8	1,3,5-Trimethylbenzene	ND		ug/L	0.37	5.0	1	EPA SW846-8260B	10/19/2011 11:51	10/19/2011 11:51	SS
541-73-1	1,3-Dichlorobenzene	ND		ug/L	0.47	5.0	1	EPA SW846-8260B	10/19/2011 11:51	10/19/2011 11:51	SS
142-28-9	1,3-Dichloropropane	ND		ug/L	0.69	5.0	1	EPA SW846-8260B	10/19/2011 11:51	10/19/2011 11:51	SS
106-46-7	1,4-Dichlorobenzene	ND		ug/L	0.68	5.0	1	EPA SW846-8260B	10/19/2011 11:51	10/19/2011 11:51	SS
594-20-7	2,2-Dichloropropane	ND		ug/L	0.96	5.0	1	EPA SW846-8260B	10/19/2011 11:51	10/19/2011 11:51	SS
95-49-8	2-Chlorotoluene	ND		ug/L	0.49	5.0	1	EPA SW846-8260B	10/19/2011 11:51	10/19/2011 11:51	SS
106-43-4	4-Chlorotoluene	ND		ug/L	0.49	5.0	1	EPA SW846-8260B	10/19/2011 11:51	10/19/2011 11:51	SS
71-43-2	Benzene	ND		ug/L	0.48	5.0	1	EPA SW846-8260B	10/19/2011 11:51	10/19/2011 11:51	SS
108-86-1	Bromobenzene	ND		ug/L	0.61	5.0	1	EPA SW846-8260B	10/19/2011 11:51	10/19/2011 11:51	SS
74-97-5	Bromochloromethane	ND		ug/L	1.3	5.0	1	EPA SW846-8260B	10/19/2011 11:51	10/19/2011 11:51	SS
75-27-4	Bromodichloromethane	ND		ug/L	0.62	5.0	1	EPA SW846-8260B	10/19/2011 11:51	10/19/2011 11:51	SS
75-25-2	Bromoform	ND		ug/L	0.58	5.0	1	EPA SW846-8260B	10/19/2011 11:51	10/19/2011 11:51	SS
74-83-9	Bromomethane	ND		ug/L	1.2	5.0	1	EPA SW846-8260B	10/19/2011 11:51	10/19/2011 11:51	SS
56-23-5	Carbon tetrachloride	ND		ug/L	1.0	5.0	1	EPA SW846-8260B	10/19/2011 11:51	10/19/2011 11:51	SS
108-90-7	Chlorobenzene	ND		ug/L	0.35	5.0	1	EPA SW846-8260B	10/19/2011 11:51	10/19/2011 11:51	SS
75-00-3	Chloroethane	ND		ug/L	0.76	5.0	1	EPA SW846-8260B	10/19/2011 11:51	10/19/2011 11:51	SS
67-66-3	Chloroform	ND		ug/L	0.36	5.0	1	EPA SW846-8260B	10/19/2011 11:51	10/19/2011 11:51	SS

Sample Information

Client Sample ID: WQ101111:1155FRW-4

York Sample ID: 11J0449-04

York Project (SDG) No.
11J0449

Client Project ID
Rowe Industries

Matrix
Water

Collection Date/Time
October 11, 2011 11:55 am

Date Received
10/13/2011

Volatile Organics, 8260 List

Log-in Notes:

Sample Notes:

Sample Prepared by Method: EPA 5030B

CAS No.	Parameter	Result	Flag	Units	MDL	RL	Dilution	Reference Method	Date/Time Prepared	Date/Time Analyzed	Analyst
74-87-3	Chloromethane	ND		ug/L	0.89	5.0	1	EPA SW846-8260B	10/19/2011 11:51	10/19/2011 11:51	SS
156-59-2	cis-1,2-Dichloroethylene	1.6	J	ug/L	0.96	5.0	1	EPA SW846-8260B	10/19/2011 11:51	10/19/2011 11:51	SS
10061-01-5	cis-1,3-Dichloropropylene	ND		ug/L	0.35	5.0	1	EPA SW846-8260B	10/19/2011 11:51	10/19/2011 11:51	SS
124-48-1	Dibromochloromethane	ND		ug/L	0.67	5.0	1	EPA SW846-8260B	10/19/2011 11:51	10/19/2011 11:51	SS
74-95-3	Dibromomethane	ND		ug/L	1.3	5.0	1	EPA SW846-8260B	10/19/2011 11:51	10/19/2011 11:51	SS
75-71-8	Dichlorodifluoromethane	ND		ug/L	0.83	5.0	1	EPA SW846-8260B	10/19/2011 11:51	10/19/2011 11:51	SS
100-41-4	Ethyl Benzene	ND		ug/L	0.35	5.0	1	EPA SW846-8260B	10/19/2011 11:51	10/19/2011 11:51	SS
87-68-3	Hexachlorobutadiene	ND		ug/L	0.43	5.0	1	EPA SW846-8260B	10/19/2011 11:51	10/19/2011 11:51	SS
98-82-8	Isopropylbenzene	ND		ug/L	0.39	5.0	1	EPA SW846-8260B	10/19/2011 11:51	10/19/2011 11:51	SS
1634-04-4	Methyl tert-butyl ether (MTBE)	ND		ug/L	0.38	5.0	1	EPA SW846-8260B	10/19/2011 11:51	10/19/2011 11:51	SS
75-09-2	Methylene chloride	4.3	J, B	ug/L	1.1	10	1	EPA SW846-8260B	10/19/2011 11:51	10/19/2011 11:51	SS
91-20-3	Naphthalene	ND		ug/L	0.50	10	1	EPA SW846-8260B	10/19/2011 11:51	10/19/2011 11:51	SS
104-51-8	n-Butylbenzene	ND		ug/L	0.32	5.0	1	EPA SW846-8260B	10/19/2011 11:51	10/19/2011 11:51	SS
103-65-1	n-Propylbenzene	ND		ug/L	0.58	5.0	1	EPA SW846-8260B	10/19/2011 11:51	10/19/2011 11:51	SS
95-47-6	o-Xylene	ND		ug/L	0.50	5.0	1	EPA SW846-8260B	10/19/2011 11:51	10/19/2011 11:51	SS
1330-20-7P/M	p- & m- Xylenes	ND		ug/L	0.55	10	1	EPA SW846-8260B	10/19/2011 11:51	10/19/2011 11:51	SS
99-87-6	p-Isopropyltoluene	ND		ug/L	0.25	5.0	1	EPA SW846-8260B	10/19/2011 11:51	10/19/2011 11:51	SS
135-98-8	sec-Butylbenzene	ND		ug/L	0.52	5.0	1	EPA SW846-8260B	10/19/2011 11:51	10/19/2011 11:51	SS
100-42-5	Styrene	ND		ug/L	0.43	5.0	1	EPA SW846-8260B	10/19/2011 11:51	10/19/2011 11:51	SS
98-06-6	tert-Butylbenzene	ND		ug/L	0.46	5.0	1	EPA SW846-8260B	10/19/2011 11:51	10/19/2011 11:51	SS
127-18-4	Tetrachloroethylene	13		ug/L	0.52	5.0	1	EPA SW846-8260B	10/19/2011 11:51	10/19/2011 11:51	SS
108-88-3	Toluene	ND		ug/L	0.23	5.0	1	EPA SW846-8260B	10/19/2011 11:51	10/19/2011 11:51	SS
156-60-5	trans-1,2-Dichloroethylene	ND		ug/L	0.65	5.0	1	EPA SW846-8260B	10/19/2011 11:51	10/19/2011 11:51	SS
10061-02-6	trans-1,3-Dichloropropylene	ND		ug/L	0.68	5.0	1	EPA SW846-8260B	10/19/2011 11:51	10/19/2011 11:51	SS
79-01-6	Trichloroethylene	2.0	J	ug/L	0.57	5.0	1	EPA SW846-8260B	10/19/2011 11:51	10/19/2011 11:51	SS
75-69-4	Trichlorofluoromethane	ND		ug/L	0.91	5.0	1	EPA SW846-8260B	10/19/2011 11:51	10/19/2011 11:51	SS
75-01-4	Vinyl Chloride	ND		ug/L	0.97	5.0	1	EPA SW846-8260B	10/19/2011 11:51	10/19/2011 11:51	SS
1330-20-7	Xylenes, Total	ND		ug/L	1.0	15	1	EPA SW846-8260B	10/19/2011 11:51	10/19/2011 11:51	SS

Notes and Definitions

- J** Detected below the Reporting Limit but greater than or equal to the Method Detection Limit (MDL); therefore, the result is an estimated concentration.
- B** Analyte is found in the associated analysis batch blank. For volatiles, methylene chloride and acetone are common lab contaminants. Data users should consider anything <10x the blank value as artifact.
-
- ND** Analyte NOT DETECTED at the stated Reporting Limit (RL) or above.
- RL** REPORTING LIMIT - the minimum reportable value based upon the lowest point in the analyte calibration curve.
- MDL** METHOD DETECTION LIMIT - the minimum concentration that can be measured and reported with a 99% confidence that the concentration is greater than zero. If requested or required, a value reported below the RL and above the MDL is considered estimated and is noted with a "J" flag.
- NR** Not reported
- RPD** Relative Percent Difference
- Wet** The data has been reported on an as-received (wet weight) basis
- Low Bias** Low Bias flag indicates that the recovery of the flagged analyte is below the laboratory or regulatory lower control limit. The data user should take note that this analyte may be biased low but should evaluate multiple lines of evidence including the LCS and site-specific MS/MSD data to draw bias conclusions. In cases where no site-specific MS/MSD was requested, only the LCS data can be used to evaluate such bias.
- High Bias** High Bias flag indicates that the recovery of the flagged analyte is above the laboratory or regulatory upper control limit. The data user should take note that this analyte may be biased high but should evaluate multiple lines of evidence including the LCS and site-specific MS/MSD data to draw bias conclusions. In cases where no site-specific MS/MSD was requested, only the LCS data can be used to evaluate such bias.
- Non-Dir.** Non-dir. flag (Non-Directional Bias) indicates that the Relative Percent Difference (RPD) (a measure of precision) among the MS and MSD data is outside the laboratory or regulatory control limit. This alerts the data user where the MS and MSD are from site-specific samples that the RPD is high due to either non-homogeneous distribution of target analyte between the MS/MSD or indicates poor reproducibility for other reasons.

Corrective Action:

Field Chain-of-Custody Record

NOTE: York's Std. Terms & Conditions are listed on the back side of this document. This document serves as your written authorization to York to proceed with the analyses requested and your signature binds you to York's Std. Terms & Conditions unless superseded by written contract.

Client Information Company: <u>LBG</u> Address: <u>4 Research Drive, Suite 301, Shelton CT, 06484</u> Phone no.: <u>203-929-8555</u> Contact Person <u>Tunde Sandor</u> E-mail Addr.: <u>tsandor@lbgct.com</u> FAX No.: <u>203-926-9140</u>		Report to: <input checked="" type="checkbox"/> SAME Name: <u>Tunde Sandor</u> Company: <u>Same</u> Address: _____ E-mail: _____ Fax No.: _____		Invoice To: <input type="checkbox"/> SAME Name: <u>Mark Goldberg</u> Company: <u>Same</u> Address: _____ E-mail: _____ Fax No.: _____		Client Project ID Rowe Industries Purchase Order no. <u>NABSAG</u> Samples from: CT NY NJ _____ OTHER _____		Turn-Around Time RUSH Same Day _____ RUSH Next Day _____ RUSH Two Day _____ RUSH Three Day _____ RUSH Four Day _____ Standard (5-7 days) <input checked="" type="checkbox"/> X OTHER _____		Report Type/Deliverables Summary <u>x, pdf</u> QA/QC Summary <u>x, pdf</u> CT RCP Pkg _____ ASP A Pkg _____ ASP B Pkg _____ Excel _____ EDD _____ X, Excel _____	
Volatiles 8260 full _____ 624 _____ STARS _____ BTEX _____ MTBE _____ TOL,lor _____ TAGM _____ CT RCP _____ Arom. _____ Halog. _____ App.IX _____ 8021B list _____ 5035 _____		Metals RCRA8 _____ PPI3 _____ TAL _____ CT15 _____ Total _____ Dissolved _____ SLP/TCLP _____ TCLP list _____ TICs _____ App. IX _____ SLP/TCLP _____ TCLP BNA _____ 608 PCB _____		Miscellaneous Parameters Nitrate _____ Nitrite _____ TKN _____ Tot. Nitrogen _____ Ammonia-N _____ Chloride _____ Phosphate _____ Tot. Phos. _____ COD _____ TSS _____ F.O.G. _____ pH _____ TDS _____ TPH-IR _____		Special Instructions Field Filtered <input type="checkbox"/> Lab to Filter <input type="checkbox"/>					
Matrix Codes S - soil Other - specify (oil, etc.) WW - wastewater GW - groundwater DW - drinking water Air-A - ambient air Air-SV - soil vapor		Sample Matrix GW GW GW GW GW GW GW		Date Sampled 10/11/11 11/45 11/50 11/55		Sample Identification WQ10111:1140 RW-1 WQ10111:1145 RW-2 WQ10111:1150 RW-3 WQ10111:1155 RW-4		Choose Analyses Needed from the Menu Above and Enter Below VOC 8260 full list (EPA SW846-8260B) VOC 8260 full list (EPA SW846-8260B) VOC 8260 full list (EPA SW846-8260B) VOC 8260 full list (EPA SW846-8260B) VOC 8260 full list (EPA SW846-8260B) VOC 8260 full list (EPA SW846-8260B) VOC 8260 full list (EPA SW846-8260B)		Container Description(s) ZV ↓ ↓	
Comments Preservation <input checked="" type="checkbox"/> X those applicable		Cool 4°C _____ HNO3 _____ H2SO4 _____ NaOH _____ NONE _____ FROZEN _____		Samples Relinquished By <u>Matthew Vero</u> Date/Time _____ Samples Received By <u>Chen C</u> Date/Time <u>10-13-11 13:30</u>		Temperature on Receipt <u>4.9 °C</u> Samples Relinquished By _____ Date/Time _____ Samples Received in LAB by _____ Date/Time _____					

YORK

ANALYTICAL LABORATORIES, INC.

Technical Report

prepared for:

Leggette Brashears & Graham Shelton Office

4 Research Drive, Suite 301

Shelton CT, 06484

Attention: Tunde Sandor

Report Date: 10/24/2011

Client Project ID: Rowe Industries

York Project (SDG) No.: 11J0630

CT License No. PH-0723

New Jersey License No. CT-005



New York License No. 10854

PA License No. 68-04440

Report Date: 10/24/2011
Client Project ID: Rowe Industries
York Project (SDG) No.: 11J0630

Leggette Brashears & Graham Shelton Office
4 Research Drive, Suite 301
Shelton CT, 06484
Attention: Tunde Sandor

Purpose and Results

This report contains the analytical data for the sample(s) identified on the attached chain-of-custody received in our laboratory on October 19, 2011 and listed below. The project was identified as your project: **Rowe Industries**.

The analyses were conducted utilizing appropriate EPA, Standard Methods, and ASTM methods as detailed in the data summary tables.

All samples were received in proper condition meeting the customary acceptance requirements for environmental samples except those indicated under the Notes section of this report.

All analyses met the method and laboratory standard operating procedure requirements except as indicated by any data flags, the meaning of which are explained in the attachment to this report, and case narrative if applicable.

The results of the analyses, which are all reported on dry weight basis (soils) unless otherwise noted, are detailed in the following pages.

Please contact Client Services at 203.325.1371 with any questions regarding this report.

<u>York Sample ID</u>	<u>Client Sample ID</u>	<u>Matrix</u>	<u>Date Collected</u>	<u>Date Received</u>
11J0630-01	GWQ101811:1050NP1-1-2	Water	10/18/2011	10/19/2011
11J0630-02	GWQ101811:1100NP1-1-3	Water	10/18/2011	10/19/2011
11J0630-03	GWQ101811:1110NP1-1-4	Water	10/18/2011	10/19/2011
11J0630-04	GWQ101811:1120NP1-1-5	Water	10/18/2011	10/19/2011
11J0630-05	GWQ101811:1130NP1-1-6	Water	10/18/2011	10/19/2011
11J0630-06	GWQ101811:1140NP1-1-7	Water	10/18/2011	10/19/2011
11J0630-07	GWQ101811:1150NP1-1-8	Water	10/18/2011	10/19/2011
11J0630-08	GWQ101811:1200NP1-1-9	Water	10/18/2011	10/19/2011

General Notes for York Project (SDG) No.: 11J0630

1. The RLs and MDLs (Reporting Limit and Method Detection Limit respectively) reported are adjusted for any dilution necessary due to the levels of target and/or non-target analytes and matrix interference. The RL(REPORTING LIMIT) is based upon the lowest standard utilized for the calibration where applicable.
2. Samples are retained for a period of thirty days after submittal of report, unless other arrangements are made.
3. York's liability for the above data is limited to the dollar value paid to York for the referenced project.
4. This report shall not be reproduced without the written approval of York Analytical Laboratories, Inc.
5. All samples were received in proper condition for analysis with proper documentation, unless otherwise noted.
6. All analyses conducted met method or Laboratory SOP requirements. See the Qualifiers and/or Narrative sections for further information.
7. It is noted that no analyses reported herein were subcontracted to another laboratory, unless noted in the report.
8. This report reflects results that relate only to the samples submitted on the attached chain-of-custody form(s) received by York.

Approved By:



Date: 10/24/2011

Robert Q. Bradley
Executive Vice President / Laboratory Director



Sample Information

Client Sample ID: GWQ101811:1050NP1-1-2

York Sample ID: 11J0630-01

<u>York Project (SDG) No.</u> 11J0630	<u>Client Project ID</u> Rowe Industries	<u>Matrix</u> Water	<u>Collection Date/Time</u> October 18, 2011 10:50 am	<u>Date Received</u> 10/19/2011
--	---	------------------------	--	------------------------------------

Volatile Organics, 8260 List - Low Level

Log-in Notes:

Sample Notes:

Sample Prepared by Method: EPA 5030B

CAS No.	Parameter	Result	Flag	Units	MDL	RL	Dilution	Reference Method	Date/Time Prepared	Date/Time Analyzed	Analyst
630-20-6	1,1,1,2-Tetrachloroethane	ND		ug/L	0.055	0.50	1	EPA SW846-8260B	10/21/2011 13:19	10/21/2011 13:19	SS
71-55-6	1,1,1-Trichloroethane	0.74		ug/L	0.043	0.50	1	EPA SW846-8260B	10/21/2011 13:19	10/21/2011 13:19	SS
79-34-5	1,1,2,2-Tetrachloroethane	ND		ug/L	0.078	0.50	1	EPA SW846-8260B	10/21/2011 13:19	10/21/2011 13:19	SS
76-13-1	1,1,2-Trichloro-1,2,2-trifluoroethane (Freon 113)	ND		ug/L	0.072	0.50	1	EPA SW846-8260B	10/21/2011 13:19	10/21/2011 13:19	SS
79-00-5	1,1,2-Trichloroethane	ND		ug/L	0.096	0.50	1	EPA SW846-8260B	10/21/2011 13:19	10/21/2011 13:19	SS
75-34-3	1,1-Dichloroethane	0.25	J	ug/L	0.056	0.50	1	EPA SW846-8260B	10/21/2011 13:19	10/21/2011 13:19	SS
75-35-4	1,1-Dichloroethylene	ND		ug/L	0.057	0.50	1	EPA SW846-8260B	10/21/2011 13:19	10/21/2011 13:19	SS
563-58-6	1,1-Dichloropropylene	ND		ug/L	0.077	0.50	1	EPA SW846-8260B	10/21/2011 13:19	10/21/2011 13:19	SS
87-61-6	1,2,3-Trichlorobenzene	ND		ug/L	0.082	2.0	1	EPA SW846-8260B	10/21/2011 13:19	10/21/2011 13:19	SS
96-18-4	1,2,3-Trichloropropane	ND		ug/L	0.26	0.50	1	EPA SW846-8260B	10/21/2011 13:19	10/21/2011 13:19	SS
120-82-1	1,2,4-Trichlorobenzene	ND		ug/L	0.067	2.0	1	EPA SW846-8260B	10/21/2011 13:19	10/21/2011 13:19	SS
95-63-6	1,2,4-Trimethylbenzene	ND		ug/L	0.063	0.50	1	EPA SW846-8260B	10/21/2011 13:19	10/21/2011 13:19	SS
96-12-8	1,2-Dibromo-3-chloropropane	ND		ug/L	0.48	2.0	1	EPA SW846-8260B	10/21/2011 13:19	10/21/2011 13:19	SS
106-93-4	1,2-Dibromoethane	ND		ug/L	0.096	0.50	1	EPA SW846-8260B	10/21/2011 13:19	10/21/2011 13:19	SS
95-50-1	1,2-Dichlorobenzene	ND		ug/L	0.065	0.50	1	EPA SW846-8260B	10/21/2011 13:19	10/21/2011 13:19	SS
107-06-2	1,2-Dichloroethane	ND		ug/L	0.072	0.50	1	EPA SW846-8260B	10/21/2011 13:19	10/21/2011 13:19	SS
78-87-5	1,2-Dichloropropane	ND		ug/L	0.069	0.50	1	EPA SW846-8260B	10/21/2011 13:19	10/21/2011 13:19	SS
108-67-8	1,3,5-Trimethylbenzene	ND		ug/L	0.038	0.50	1	EPA SW846-8260B	10/21/2011 13:19	10/21/2011 13:19	SS
541-73-1	1,3-Dichlorobenzene	ND		ug/L	0.050	0.50	1	EPA SW846-8260B	10/21/2011 13:19	10/21/2011 13:19	SS
142-28-9	1,3-Dichloropropane	ND		ug/L	0.074	0.50	1	EPA SW846-8260B	10/21/2011 13:19	10/21/2011 13:19	SS
106-46-7	1,4-Dichlorobenzene	ND		ug/L	0.037	0.50	1	EPA SW846-8260B	10/21/2011 13:19	10/21/2011 13:19	SS
594-20-7	2,2-Dichloropropane	ND		ug/L	0.057	0.50	1	EPA SW846-8260B	10/21/2011 13:19	10/21/2011 13:19	SS
95-49-8	2-Chlorotoluene	ND		ug/L	0.090	0.50	1	EPA SW846-8260B	10/21/2011 13:19	10/21/2011 13:19	SS
591-78-6	2-Hexanone	ND		ug/L	0.089	0.50	1	EPA SW846-8260B	10/21/2011 13:19	10/21/2011 13:19	SS
106-43-4	4-Chlorotoluene	ND		ug/L	0.057	0.50	1	EPA SW846-8260B	10/21/2011 13:19	10/21/2011 13:19	SS
67-64-1	Acetone	ND		ug/L	1.1	2.0	1	EPA SW846-8260B	10/21/2011 13:19	10/21/2011 13:19	SS
71-43-2	Benzene	ND		ug/L	0.039	0.50	1	EPA SW846-8260B	10/21/2011 13:19	10/21/2011 13:19	SS
108-86-1	Bromobenzene	ND		ug/L	0.079	0.50	1	EPA SW846-8260B	10/21/2011 13:19	10/21/2011 13:19	SS
74-97-5	Bromochloromethane	ND		ug/L	0.092	0.50	1	EPA SW846-8260B	10/21/2011 13:19	10/21/2011 13:19	SS
75-27-4	Bromodichloromethane	ND		ug/L	0.044	0.50	1	EPA SW846-8260B	10/21/2011 13:19	10/21/2011 13:19	SS
75-25-2	Bromoform	ND		ug/L	0.10	0.50	1	EPA SW846-8260B	10/21/2011 13:19	10/21/2011 13:19	SS
74-83-9	Bromomethane	ND		ug/L	0.19	0.50	1	EPA SW846-8260B	10/21/2011 13:19	10/21/2011 13:19	SS
56-23-5	Carbon tetrachloride	ND		ug/L	0.045	0.50	1	EPA SW846-8260B	10/21/2011 13:19	10/21/2011 13:19	SS
108-90-7	Chlorobenzene	ND		ug/L	0.028	0.50	1	EPA SW846-8260B	10/21/2011 13:19	10/21/2011 13:19	SS

Sample Information

Client Sample ID: GWQ101811:1050NP1-1-2

York Sample ID: 11J0630-01

York Project (SDG) No.
11J0630

Client Project ID
Rowe Industries

Matrix
Water

Collection Date/Time
October 18, 2011 10:50 am

Date Received
10/19/2011

Volatile Organics, 8260 List - Low Level

Log-in Notes:

Sample Notes:

Sample Prepared by Method: EPA 5030B

CAS No.	Parameter	Result	Flag	Units	MDL	RL	Dilution	Reference Method	Date/Time Prepared	Date/Time Analyzed	Analyst
75-00-3	Chloroethane	ND		ug/L	0.094	0.50	1	EPA SW846-8260B	10/21/2011 13:19	10/21/2011 13:19	SS
67-66-3	Chloroform	0.17	J	ug/L	0.051	0.50	1	EPA SW846-8260B	10/21/2011 13:19	10/21/2011 13:19	SS
74-87-3	Chloromethane	ND		ug/L	0.045	0.50	1	EPA SW846-8260B	10/21/2011 13:19	10/21/2011 13:19	SS
156-59-2	cis-1,2-Dichloroethylene	ND		ug/L	0.030	0.50	1	EPA SW846-8260B	10/21/2011 13:19	10/21/2011 13:19	SS
10061-01-5	cis-1,3-Dichloropropylene	ND		ug/L	0.060	0.50	1	EPA SW846-8260B	10/21/2011 13:19	10/21/2011 13:19	SS
124-48-1	Dibromochloromethane	ND		ug/L	0.040	0.50	1	EPA SW846-8260B	10/21/2011 13:19	10/21/2011 13:19	SS
74-95-3	Dibromomethane	ND		ug/L	0.046	0.50	1	EPA SW846-8260B	10/21/2011 13:19	10/21/2011 13:19	SS
75-71-8	Dichlorodifluoromethane	ND		ug/L	0.12	0.50	1	EPA SW846-8260B	10/21/2011 13:19	10/21/2011 13:19	SS
100-41-4	Ethyl Benzene	ND		ug/L	0.036	0.50	1	EPA SW846-8260B	10/21/2011 13:19	10/21/2011 13:19	SS
87-68-3	Hexachlorobutadiene	ND		ug/L	0.052	0.50	1	EPA SW846-8260B	10/21/2011 13:19	10/21/2011 13:19	SS
98-82-8	Isopropylbenzene	ND		ug/L	0.090	0.50	1	EPA SW846-8260B	10/21/2011 13:19	10/21/2011 13:19	SS
1634-04-4	Methyl tert-butyl ether (MTBE)	ND		ug/L	0.081	0.50	1	EPA SW846-8260B	10/21/2011 13:19	10/21/2011 13:19	SS
75-09-2	Methylene chloride	0.96	J, B	ug/L	0.12	2.0	1	EPA SW846-8260B	10/21/2011 13:19	10/21/2011 13:19	SS
91-20-3	Naphthalene	0.24	J, B	ug/L	0.040	2.0	1	EPA SW846-8260B	10/21/2011 13:19	10/21/2011 13:19	SS
104-51-8	n-Butylbenzene	ND		ug/L	0.028	0.50	1	EPA SW846-8260B	10/21/2011 13:19	10/21/2011 13:19	SS
103-65-1	n-Propylbenzene	ND		ug/L	0.075	0.50	1	EPA SW846-8260B	10/21/2011 13:19	10/21/2011 13:19	SS
95-47-6	o-Xylene	ND		ug/L	0.031	0.50	1	EPA SW846-8260B	10/21/2011 13:19	10/21/2011 13:19	SS
1330-20-7P/M	p- & m- Xylenes	ND		ug/L	0.086	1.0	1	EPA SW846-8260B	10/21/2011 13:19	10/21/2011 13:19	SS
99-87-6	p-Isopropyltoluene	ND		ug/L	0.072	0.50	1	EPA SW846-8260B	10/21/2011 13:19	10/21/2011 13:19	SS
135-98-8	sec-Butylbenzene	ND		ug/L	0.066	0.50	1	EPA SW846-8260B	10/21/2011 13:19	10/21/2011 13:19	SS
100-42-5	Styrene	ND		ug/L	0.030	0.50	1	EPA SW846-8260B	10/21/2011 13:19	10/21/2011 13:19	SS
98-06-6	tert-Butylbenzene	ND		ug/L	0.046	0.50	1	EPA SW846-8260B	10/21/2011 13:19	10/21/2011 13:19	SS
127-18-4	Tetrachloroethylene	0.97		ug/L	0.054	0.50	1	EPA SW846-8260B	10/21/2011 13:19	10/21/2011 13:19	SS
108-88-3	Toluene	ND		ug/L	0.063	0.50	1	EPA SW846-8260B	10/21/2011 13:19	10/21/2011 13:19	SS
156-60-5	trans-1,2-Dichloroethylene	ND		ug/L	0.055	0.50	1	EPA SW846-8260B	10/21/2011 13:19	10/21/2011 13:19	SS
10061-02-6	trans-1,3-Dichloropropylene	ND		ug/L	0.044	0.50	1	EPA SW846-8260B	10/21/2011 13:19	10/21/2011 13:19	SS
79-01-6	Trichloroethylene	0.18	J	ug/L	0.067	0.50	1	EPA SW846-8260B	10/21/2011 13:19	10/21/2011 13:19	SS
75-69-4	Trichlorofluoromethane	ND		ug/L	0.035	0.50	1	EPA SW846-8260B	10/21/2011 13:19	10/21/2011 13:19	SS
75-01-4	Vinyl Chloride	ND		ug/L	0.060	0.50	1	EPA SW846-8260B	10/21/2011 13:19	10/21/2011 13:19	SS
1330-20-7	Xylenes, Total	ND		ug/L	0.12	1.5	1	EPA SW846-8260B	10/21/2011 13:19	10/21/2011 13:19	SS

Sample Information

Client Sample ID: GWQ101811:1100NP1-1-3

York Sample ID: 11J0630-02

York Project (SDG) No.
11J0630

Client Project ID
Rowe Industries

Matrix
Water

Collection Date/Time
October 18, 2011 11:00 am

Date Received
10/19/2011

Volatile Organics, 8260 List - Low Level

Log-in Notes:

Sample Notes:

Sample Prepared by Method: EPA 5030B

CAS No.	Parameter	Result	Flag	Units	MDL	RL	Dilution	Reference Method	Date/Time Prepared	Date/Time Analyzed	Analyst
630-20-6	1,1,1,2-Tetrachloroethane	ND		ug/L	0.055	0.50	1	EPA SW846-8260B	10/21/2011 14:01	10/21/2011 14:01	SS
71-55-6	1,1,1-Trichloroethane	0.19	J	ug/L	0.043	0.50	1	EPA SW846-8260B	10/21/2011 14:01	10/21/2011 14:01	SS
79-34-5	1,1,2,2-Tetrachloroethane	ND		ug/L	0.078	0.50	1	EPA SW846-8260B	10/21/2011 14:01	10/21/2011 14:01	SS
76-13-1	1,1,2-Trichloro-1,2,2-trifluoroethane (Freon 113)	ND		ug/L	0.072	0.50	1	EPA SW846-8260B	10/21/2011 14:01	10/21/2011 14:01	SS
79-00-5	1,1,2-Trichloroethane	ND		ug/L	0.096	0.50	1	EPA SW846-8260B	10/21/2011 14:01	10/21/2011 14:01	SS
75-34-3	1,1-Dichloroethane	ND		ug/L	0.056	0.50	1	EPA SW846-8260B	10/21/2011 14:01	10/21/2011 14:01	SS
75-35-4	1,1-Dichloroethylene	ND		ug/L	0.057	0.50	1	EPA SW846-8260B	10/21/2011 14:01	10/21/2011 14:01	SS
563-58-6	1,1-Dichloropropylene	ND		ug/L	0.077	0.50	1	EPA SW846-8260B	10/21/2011 14:01	10/21/2011 14:01	SS
87-61-6	1,2,3-Trichlorobenzene	ND		ug/L	0.082	2.0	1	EPA SW846-8260B	10/21/2011 14:01	10/21/2011 14:01	SS
96-18-4	1,2,3-Trichloropropane	ND		ug/L	0.26	0.50	1	EPA SW846-8260B	10/21/2011 14:01	10/21/2011 14:01	SS
120-82-1	1,2,4-Trichlorobenzene	ND		ug/L	0.067	2.0	1	EPA SW846-8260B	10/21/2011 14:01	10/21/2011 14:01	SS
95-63-6	1,2,4-Trimethylbenzene	ND		ug/L	0.063	0.50	1	EPA SW846-8260B	10/21/2011 14:01	10/21/2011 14:01	SS
96-12-8	1,2-Dibromo-3-chloropropane	ND		ug/L	0.48	2.0	1	EPA SW846-8260B	10/21/2011 14:01	10/21/2011 14:01	SS
106-93-4	1,2-Dibromoethane	ND		ug/L	0.096	0.50	1	EPA SW846-8260B	10/21/2011 14:01	10/21/2011 14:01	SS
95-50-1	1,2-Dichlorobenzene	ND		ug/L	0.065	0.50	1	EPA SW846-8260B	10/21/2011 14:01	10/21/2011 14:01	SS
107-06-2	1,2-Dichloroethane	ND		ug/L	0.072	0.50	1	EPA SW846-8260B	10/21/2011 14:01	10/21/2011 14:01	SS
78-87-5	1,2-Dichloropropane	ND		ug/L	0.069	0.50	1	EPA SW846-8260B	10/21/2011 14:01	10/21/2011 14:01	SS
108-67-8	1,3,5-Trimethylbenzene	ND		ug/L	0.038	0.50	1	EPA SW846-8260B	10/21/2011 14:01	10/21/2011 14:01	SS
541-73-1	1,3-Dichlorobenzene	ND		ug/L	0.050	0.50	1	EPA SW846-8260B	10/21/2011 14:01	10/21/2011 14:01	SS
142-28-9	1,3-Dichloropropane	ND		ug/L	0.074	0.50	1	EPA SW846-8260B	10/21/2011 14:01	10/21/2011 14:01	SS
106-46-7	1,4-Dichlorobenzene	ND		ug/L	0.037	0.50	1	EPA SW846-8260B	10/21/2011 14:01	10/21/2011 14:01	SS
594-20-7	2,2-Dichloropropane	ND		ug/L	0.057	0.50	1	EPA SW846-8260B	10/21/2011 14:01	10/21/2011 14:01	SS
95-49-8	2-Chlorotoluene	ND		ug/L	0.090	0.50	1	EPA SW846-8260B	10/21/2011 14:01	10/21/2011 14:01	SS
591-78-6	2-Hexanone	ND		ug/L	0.089	0.50	1	EPA SW846-8260B	10/21/2011 14:01	10/21/2011 14:01	SS
106-43-4	4-Chlorotoluene	ND		ug/L	0.057	0.50	1	EPA SW846-8260B	10/21/2011 14:01	10/21/2011 14:01	SS
67-64-1	Acetone	ND		ug/L	1.1	2.0	1	EPA SW846-8260B	10/21/2011 14:01	10/21/2011 14:01	SS
71-43-2	Benzene	ND		ug/L	0.039	0.50	1	EPA SW846-8260B	10/21/2011 14:01	10/21/2011 14:01	SS
108-86-1	Bromobenzene	ND		ug/L	0.079	0.50	1	EPA SW846-8260B	10/21/2011 14:01	10/21/2011 14:01	SS
74-97-5	Bromochloromethane	ND		ug/L	0.092	0.50	1	EPA SW846-8260B	10/21/2011 14:01	10/21/2011 14:01	SS
75-27-4	Bromodichloromethane	ND		ug/L	0.044	0.50	1	EPA SW846-8260B	10/21/2011 14:01	10/21/2011 14:01	SS
75-25-2	Bromoform	ND		ug/L	0.10	0.50	1	EPA SW846-8260B	10/21/2011 14:01	10/21/2011 14:01	SS
74-83-9	Bromomethane	ND		ug/L	0.19	0.50	1	EPA SW846-8260B	10/21/2011 14:01	10/21/2011 14:01	SS
56-23-5	Carbon tetrachloride	ND		ug/L	0.045	0.50	1	EPA SW846-8260B	10/21/2011 14:01	10/21/2011 14:01	SS
108-90-7	Chlorobenzene	ND		ug/L	0.028	0.50	1	EPA SW846-8260B	10/21/2011 14:01	10/21/2011 14:01	SS

Sample Information

Client Sample ID: GWQ101811:1100NP1-1-3

York Sample ID: 11J0630-02

York Project (SDG) No.
11J0630

Client Project ID
Rowe Industries

Matrix
Water

Collection Date/Time
October 18, 2011 11:00 am

Date Received
10/19/2011

Volatile Organics, 8260 List - Low Level

Log-in Notes:

Sample Notes:

Sample Prepared by Method: EPA 5030B

CAS No.	Parameter	Result	Flag	Units	MDL	RL	Dilution	Reference Method	Date/Time Prepared	Date/Time Analyzed	Analyst
75-00-3	Chloroethane	ND		ug/L	0.094	0.50	1	EPA SW846-8260B	10/21/2011 14:01	10/21/2011 14:01	SS
67-66-3	Chloroform	ND		ug/L	0.051	0.50	1	EPA SW846-8260B	10/21/2011 14:01	10/21/2011 14:01	SS
74-87-3	Chloromethane	ND		ug/L	0.045	0.50	1	EPA SW846-8260B	10/21/2011 14:01	10/21/2011 14:01	SS
156-59-2	cis-1,2-Dichloroethylene	ND		ug/L	0.030	0.50	1	EPA SW846-8260B	10/21/2011 14:01	10/21/2011 14:01	SS
10061-01-5	cis-1,3-Dichloropropylene	ND		ug/L	0.060	0.50	1	EPA SW846-8260B	10/21/2011 14:01	10/21/2011 14:01	SS
124-48-1	Dibromochloromethane	ND		ug/L	0.040	0.50	1	EPA SW846-8260B	10/21/2011 14:01	10/21/2011 14:01	SS
74-95-3	Dibromomethane	ND		ug/L	0.046	0.50	1	EPA SW846-8260B	10/21/2011 14:01	10/21/2011 14:01	SS
75-71-8	Dichlorodifluoromethane	ND		ug/L	0.12	0.50	1	EPA SW846-8260B	10/21/2011 14:01	10/21/2011 14:01	SS
100-41-4	Ethyl Benzene	ND		ug/L	0.036	0.50	1	EPA SW846-8260B	10/21/2011 14:01	10/21/2011 14:01	SS
87-68-3	Hexachlorobutadiene	ND		ug/L	0.052	0.50	1	EPA SW846-8260B	10/21/2011 14:01	10/21/2011 14:01	SS
98-82-8	Isopropylbenzene	ND		ug/L	0.090	0.50	1	EPA SW846-8260B	10/21/2011 14:01	10/21/2011 14:01	SS
1634-04-4	Methyl tert-butyl ether (MTBE)	ND		ug/L	0.081	0.50	1	EPA SW846-8260B	10/21/2011 14:01	10/21/2011 14:01	SS
75-09-2	Methylene chloride	0.70	J, B	ug/L	0.12	2.0	1	EPA SW846-8260B	10/21/2011 14:01	10/21/2011 14:01	SS
91-20-3	Naphthalene	0.11	J, B	ug/L	0.040	2.0	1	EPA SW846-8260B	10/21/2011 14:01	10/21/2011 14:01	SS
104-51-8	n-Butylbenzene	ND		ug/L	0.028	0.50	1	EPA SW846-8260B	10/21/2011 14:01	10/21/2011 14:01	SS
103-65-1	n-Propylbenzene	ND		ug/L	0.075	0.50	1	EPA SW846-8260B	10/21/2011 14:01	10/21/2011 14:01	SS
95-47-6	o-Xylene	ND		ug/L	0.031	0.50	1	EPA SW846-8260B	10/21/2011 14:01	10/21/2011 14:01	SS
1330-20-7P/M	p- & m- Xylenes	ND		ug/L	0.086	1.0	1	EPA SW846-8260B	10/21/2011 14:01	10/21/2011 14:01	SS
99-87-6	p-Isopropyltoluene	ND		ug/L	0.072	0.50	1	EPA SW846-8260B	10/21/2011 14:01	10/21/2011 14:01	SS
135-98-8	sec-Butylbenzene	ND		ug/L	0.066	0.50	1	EPA SW846-8260B	10/21/2011 14:01	10/21/2011 14:01	SS
100-42-5	Styrene	ND		ug/L	0.030	0.50	1	EPA SW846-8260B	10/21/2011 14:01	10/21/2011 14:01	SS
98-06-6	tert-Butylbenzene	ND		ug/L	0.046	0.50	1	EPA SW846-8260B	10/21/2011 14:01	10/21/2011 14:01	SS
127-18-4	Tetrachloroethylene	0.16	J	ug/L	0.054	0.50	1	EPA SW846-8260B	10/21/2011 14:01	10/21/2011 14:01	SS
108-88-3	Toluene	ND		ug/L	0.063	0.50	1	EPA SW846-8260B	10/21/2011 14:01	10/21/2011 14:01	SS
156-60-5	trans-1,2-Dichloroethylene	ND		ug/L	0.055	0.50	1	EPA SW846-8260B	10/21/2011 14:01	10/21/2011 14:01	SS
10061-02-6	trans-1,3-Dichloropropylene	ND		ug/L	0.044	0.50	1	EPA SW846-8260B	10/21/2011 14:01	10/21/2011 14:01	SS
79-01-6	Trichloroethylene	0.59		ug/L	0.067	0.50	1	EPA SW846-8260B	10/21/2011 14:01	10/21/2011 14:01	SS
75-69-4	Trichlorofluoromethane	ND		ug/L	0.035	0.50	1	EPA SW846-8260B	10/21/2011 14:01	10/21/2011 14:01	SS
75-01-4	Vinyl Chloride	ND		ug/L	0.060	0.50	1	EPA SW846-8260B	10/21/2011 14:01	10/21/2011 14:01	SS
1330-20-7	Xylenes, Total	ND		ug/L	0.12	1.5	1	EPA SW846-8260B	10/21/2011 14:01	10/21/2011 14:01	SS

Sample Information

Client Sample ID: GWQ101811:1110NP1-1-4

York Sample ID: 11J0630-03

York Project (SDG) No.
11J0630

Client Project ID
Rowe Industries

Matrix
Water

Collection Date/Time
October 18, 2011 11:10 am

Date Received
10/19/2011

Volatile Organics, 8260 List - Low Level

Log-in Notes:

Sample Notes:

Sample Prepared by Method: EPA 5030B

CAS No.	Parameter	Result	Flag	Units	MDL	RL	Dilution	Reference Method	Date/Time Prepared	Date/Time Analyzed	Analyst
630-20-6	1,1,1,2-Tetrachloroethane	ND		ug/L	0.055	0.50	1	EPA SW846-8260B	10/21/2011 14:44	10/21/2011 14:44	SS
71-55-6	1,1,1-Trichloroethane	3.9		ug/L	0.043	0.50	1	EPA SW846-8260B	10/21/2011 14:44	10/21/2011 14:44	SS
79-34-5	1,1,2,2-Tetrachloroethane	ND		ug/L	0.078	0.50	1	EPA SW846-8260B	10/21/2011 14:44	10/21/2011 14:44	SS
76-13-1	1,1,2-Trichloro-1,2,2-trifluoroethane (Freon 113)	ND		ug/L	0.072	0.50	1	EPA SW846-8260B	10/21/2011 14:44	10/21/2011 14:44	SS
79-00-5	1,1,2-Trichloroethane	ND		ug/L	0.096	0.50	1	EPA SW846-8260B	10/21/2011 14:44	10/21/2011 14:44	SS
75-34-3	1,1-Dichloroethane	1.8		ug/L	0.056	0.50	1	EPA SW846-8260B	10/21/2011 14:44	10/21/2011 14:44	SS
75-35-4	1,1-Dichloroethylene	0.17	J	ug/L	0.057	0.50	1	EPA SW846-8260B	10/21/2011 14:44	10/21/2011 14:44	SS
563-58-6	1,1-Dichloropropylene	ND		ug/L	0.077	0.50	1	EPA SW846-8260B	10/21/2011 14:44	10/21/2011 14:44	SS
87-61-6	1,2,3-Trichlorobenzene	ND		ug/L	0.082	2.0	1	EPA SW846-8260B	10/21/2011 14:44	10/21/2011 14:44	SS
96-18-4	1,2,3-Trichloropropane	ND		ug/L	0.26	0.50	1	EPA SW846-8260B	10/21/2011 14:44	10/21/2011 14:44	SS
120-82-1	1,2,4-Trichlorobenzene	ND		ug/L	0.067	2.0	1	EPA SW846-8260B	10/21/2011 14:44	10/21/2011 14:44	SS
95-63-6	1,2,4-Trimethylbenzene	ND		ug/L	0.063	0.50	1	EPA SW846-8260B	10/21/2011 14:44	10/21/2011 14:44	SS
96-12-8	1,2-Dibromo-3-chloropropane	ND		ug/L	0.48	2.0	1	EPA SW846-8260B	10/21/2011 14:44	10/21/2011 14:44	SS
106-93-4	1,2-Dibromoethane	ND		ug/L	0.096	0.50	1	EPA SW846-8260B	10/21/2011 14:44	10/21/2011 14:44	SS
95-50-1	1,2-Dichlorobenzene	ND		ug/L	0.065	0.50	1	EPA SW846-8260B	10/21/2011 14:44	10/21/2011 14:44	SS
107-06-2	1,2-Dichloroethane	ND		ug/L	0.072	0.50	1	EPA SW846-8260B	10/21/2011 14:44	10/21/2011 14:44	SS
78-87-5	1,2-Dichloropropane	ND		ug/L	0.069	0.50	1	EPA SW846-8260B	10/21/2011 14:44	10/21/2011 14:44	SS
108-67-8	1,3,5-Trimethylbenzene	ND		ug/L	0.038	0.50	1	EPA SW846-8260B	10/21/2011 14:44	10/21/2011 14:44	SS
541-73-1	1,3-Dichlorobenzene	ND		ug/L	0.050	0.50	1	EPA SW846-8260B	10/21/2011 14:44	10/21/2011 14:44	SS
142-28-9	1,3-Dichloropropane	ND		ug/L	0.074	0.50	1	EPA SW846-8260B	10/21/2011 14:44	10/21/2011 14:44	SS
106-46-7	1,4-Dichlorobenzene	ND		ug/L	0.037	0.50	1	EPA SW846-8260B	10/21/2011 14:44	10/21/2011 14:44	SS
594-20-7	2,2-Dichloropropane	ND		ug/L	0.057	0.50	1	EPA SW846-8260B	10/21/2011 14:44	10/21/2011 14:44	SS
95-49-8	2-Chlorotoluene	ND		ug/L	0.090	0.50	1	EPA SW846-8260B	10/21/2011 14:44	10/21/2011 14:44	SS
591-78-6	2-Hexanone	ND		ug/L	0.089	0.50	1	EPA SW846-8260B	10/21/2011 14:44	10/21/2011 14:44	SS
106-43-4	4-Chlorotoluene	ND		ug/L	0.057	0.50	1	EPA SW846-8260B	10/21/2011 14:44	10/21/2011 14:44	SS
67-64-1	Acetone	ND		ug/L	1.1	2.0	1	EPA SW846-8260B	10/21/2011 14:44	10/21/2011 14:44	SS
71-43-2	Benzene	ND		ug/L	0.039	0.50	1	EPA SW846-8260B	10/21/2011 14:44	10/21/2011 14:44	SS
108-86-1	Bromobenzene	ND		ug/L	0.079	0.50	1	EPA SW846-8260B	10/21/2011 14:44	10/21/2011 14:44	SS
74-97-5	Bromochloromethane	ND		ug/L	0.092	0.50	1	EPA SW846-8260B	10/21/2011 14:44	10/21/2011 14:44	SS
75-27-4	Bromodichloromethane	ND		ug/L	0.044	0.50	1	EPA SW846-8260B	10/21/2011 14:44	10/21/2011 14:44	SS
75-25-2	Bromoform	ND		ug/L	0.10	0.50	1	EPA SW846-8260B	10/21/2011 14:44	10/21/2011 14:44	SS
74-83-9	Bromomethane	ND		ug/L	0.19	0.50	1	EPA SW846-8260B	10/21/2011 14:44	10/21/2011 14:44	SS
56-23-5	Carbon tetrachloride	ND		ug/L	0.045	0.50	1	EPA SW846-8260B	10/21/2011 14:44	10/21/2011 14:44	SS
108-90-7	Chlorobenzene	ND		ug/L	0.028	0.50	1	EPA SW846-8260B	10/21/2011 14:44	10/21/2011 14:44	SS

Sample Information

Client Sample ID: GWQ101811:1110NP1-1-4

York Sample ID: 11J0630-03

York Project (SDG) No.
11J0630

Client Project ID
Rowe Industries

Matrix
Water

Collection Date/Time
October 18, 2011 11:10 am

Date Received
10/19/2011

Volatile Organics, 8260 List - Low Level

Log-in Notes:

Sample Notes:

Sample Prepared by Method: EPA 5030B

CAS No.	Parameter	Result	Flag	Units	MDL	RL	Dilution	Reference Method	Date/Time Prepared	Date/Time Analyzed	Analyst
75-00-3	Chloroethane	ND		ug/L	0.094	0.50	1	EPA SW846-8260B	10/21/2011 14:44	10/21/2011 14:44	SS
67-66-3	Chloroform	0.15	J	ug/L	0.051	0.50	1	EPA SW846-8260B	10/21/2011 14:44	10/21/2011 14:44	SS
74-87-3	Chloromethane	ND		ug/L	0.045	0.50	1	EPA SW846-8260B	10/21/2011 14:44	10/21/2011 14:44	SS
156-59-2	cis-1,2-Dichloroethylene	ND		ug/L	0.030	0.50	1	EPA SW846-8260B	10/21/2011 14:44	10/21/2011 14:44	SS
10061-01-5	cis-1,3-Dichloropropylene	ND		ug/L	0.060	0.50	1	EPA SW846-8260B	10/21/2011 14:44	10/21/2011 14:44	SS
124-48-1	Dibromochloromethane	ND		ug/L	0.040	0.50	1	EPA SW846-8260B	10/21/2011 14:44	10/21/2011 14:44	SS
74-95-3	Dibromomethane	ND		ug/L	0.046	0.50	1	EPA SW846-8260B	10/21/2011 14:44	10/21/2011 14:44	SS
75-71-8	Dichlorodifluoromethane	ND		ug/L	0.12	0.50	1	EPA SW846-8260B	10/21/2011 14:44	10/21/2011 14:44	SS
100-41-4	Ethyl Benzene	ND		ug/L	0.036	0.50	1	EPA SW846-8260B	10/21/2011 14:44	10/21/2011 14:44	SS
87-68-3	Hexachlorobutadiene	ND		ug/L	0.052	0.50	1	EPA SW846-8260B	10/21/2011 14:44	10/21/2011 14:44	SS
98-82-8	Isopropylbenzene	ND		ug/L	0.090	0.50	1	EPA SW846-8260B	10/21/2011 14:44	10/21/2011 14:44	SS
1634-04-4	Methyl tert-butyl ether (MTBE)	ND		ug/L	0.081	0.50	1	EPA SW846-8260B	10/21/2011 14:44	10/21/2011 14:44	SS
75-09-2	Methylene chloride	0.47	J, B	ug/L	0.12	2.0	1	EPA SW846-8260B	10/21/2011 14:44	10/21/2011 14:44	SS
91-20-3	Naphthalene	0.17	J, B	ug/L	0.040	2.0	1	EPA SW846-8260B	10/21/2011 14:44	10/21/2011 14:44	SS
104-51-8	n-Butylbenzene	ND		ug/L	0.028	0.50	1	EPA SW846-8260B	10/21/2011 14:44	10/21/2011 14:44	SS
103-65-1	n-Propylbenzene	ND		ug/L	0.075	0.50	1	EPA SW846-8260B	10/21/2011 14:44	10/21/2011 14:44	SS
95-47-6	o-Xylene	ND		ug/L	0.031	0.50	1	EPA SW846-8260B	10/21/2011 14:44	10/21/2011 14:44	SS
1330-20-7P/M	p- & m- Xylenes	ND		ug/L	0.086	1.0	1	EPA SW846-8260B	10/21/2011 14:44	10/21/2011 14:44	SS
99-87-6	p-Isopropyltoluene	ND		ug/L	0.072	0.50	1	EPA SW846-8260B	10/21/2011 14:44	10/21/2011 14:44	SS
135-98-8	sec-Butylbenzene	ND		ug/L	0.066	0.50	1	EPA SW846-8260B	10/21/2011 14:44	10/21/2011 14:44	SS
100-42-5	Styrene	ND		ug/L	0.030	0.50	1	EPA SW846-8260B	10/21/2011 14:44	10/21/2011 14:44	SS
98-06-6	tert-Butylbenzene	ND		ug/L	0.046	0.50	1	EPA SW846-8260B	10/21/2011 14:44	10/21/2011 14:44	SS
127-18-4	Tetrachloroethylene	1.1		ug/L	0.054	0.50	1	EPA SW846-8260B	10/21/2011 14:44	10/21/2011 14:44	SS
108-88-3	Toluene	ND		ug/L	0.063	0.50	1	EPA SW846-8260B	10/21/2011 14:44	10/21/2011 14:44	SS
156-60-5	trans-1,2-Dichloroethylene	ND		ug/L	0.055	0.50	1	EPA SW846-8260B	10/21/2011 14:44	10/21/2011 14:44	SS
10061-02-6	trans-1,3-Dichloropropylene	ND		ug/L	0.044	0.50	1	EPA SW846-8260B	10/21/2011 14:44	10/21/2011 14:44	SS
79-01-6	Trichloroethylene	0.14	J	ug/L	0.067	0.50	1	EPA SW846-8260B	10/21/2011 14:44	10/21/2011 14:44	SS
75-69-4	Trichlorofluoromethane	ND		ug/L	0.035	0.50	1	EPA SW846-8260B	10/21/2011 14:44	10/21/2011 14:44	SS
75-01-4	Vinyl Chloride	ND		ug/L	0.060	0.50	1	EPA SW846-8260B	10/21/2011 14:44	10/21/2011 14:44	SS
1330-20-7	Xylenes, Total	ND		ug/L	0.12	1.5	1	EPA SW846-8260B	10/21/2011 14:44	10/21/2011 14:44	SS

Sample Information

Client Sample ID: GWQ101811:1120NP1-1-5

York Sample ID: 11J0630-04

York Project (SDG) No.
11J0630

Client Project ID
Rowe Industries

Matrix
Water

Collection Date/Time
October 18, 2011 11:20 am

Date Received
10/19/2011

Volatile Organics, 8260 List - Low Level

Log-in Notes:

Sample Notes:

Sample Prepared by Method: EPA 5030B

CAS No.	Parameter	Result	Flag	Units	MDL	RL	Dilution	Reference Method	Date/Time Prepared	Date/Time Analyzed	Analyst
630-20-6	1,1,1,2-Tetrachloroethane	ND		ug/L	0.055	0.50	1	EPA SW846-8260B	10/21/2011 15:26	10/21/2011 15:26	SS
71-55-6	1,1,1-Trichloroethane	1.4		ug/L	0.043	0.50	1	EPA SW846-8260B	10/21/2011 15:26	10/21/2011 15:26	SS
79-34-5	1,1,2,2-Tetrachloroethane	ND		ug/L	0.078	0.50	1	EPA SW846-8260B	10/21/2011 15:26	10/21/2011 15:26	SS
76-13-1	1,1,2-Trichloro-1,2,2-trifluoroethane (Freon 113)	ND		ug/L	0.072	0.50	1	EPA SW846-8260B	10/21/2011 15:26	10/21/2011 15:26	SS
79-00-5	1,1,2-Trichloroethane	ND		ug/L	0.096	0.50	1	EPA SW846-8260B	10/21/2011 15:26	10/21/2011 15:26	SS
75-34-3	1,1-Dichloroethane	0.51		ug/L	0.056	0.50	1	EPA SW846-8260B	10/21/2011 15:26	10/21/2011 15:26	SS
75-35-4	1,1-Dichloroethylene	ND		ug/L	0.057	0.50	1	EPA SW846-8260B	10/21/2011 15:26	10/21/2011 15:26	SS
563-58-6	1,1-Dichloropropylene	ND		ug/L	0.077	0.50	1	EPA SW846-8260B	10/21/2011 15:26	10/21/2011 15:26	SS
87-61-6	1,2,3-Trichlorobenzene	ND		ug/L	0.082	2.0	1	EPA SW846-8260B	10/21/2011 15:26	10/21/2011 15:26	SS
96-18-4	1,2,3-Trichloropropane	ND		ug/L	0.26	0.50	1	EPA SW846-8260B	10/21/2011 15:26	10/21/2011 15:26	SS
120-82-1	1,2,4-Trichlorobenzene	ND		ug/L	0.067	2.0	1	EPA SW846-8260B	10/21/2011 15:26	10/21/2011 15:26	SS
95-63-6	1,2,4-Trimethylbenzene	ND		ug/L	0.063	0.50	1	EPA SW846-8260B	10/21/2011 15:26	10/21/2011 15:26	SS
96-12-8	1,2-Dibromo-3-chloropropane	ND		ug/L	0.48	2.0	1	EPA SW846-8260B	10/21/2011 15:26	10/21/2011 15:26	SS
106-93-4	1,2-Dibromoethane	ND		ug/L	0.096	0.50	1	EPA SW846-8260B	10/21/2011 15:26	10/21/2011 15:26	SS
95-50-1	1,2-Dichlorobenzene	ND		ug/L	0.065	0.50	1	EPA SW846-8260B	10/21/2011 15:26	10/21/2011 15:26	SS
107-06-2	1,2-Dichloroethane	ND		ug/L	0.072	0.50	1	EPA SW846-8260B	10/21/2011 15:26	10/21/2011 15:26	SS
78-87-5	1,2-Dichloropropane	ND		ug/L	0.069	0.50	1	EPA SW846-8260B	10/21/2011 15:26	10/21/2011 15:26	SS
108-67-8	1,3,5-Trimethylbenzene	ND		ug/L	0.038	0.50	1	EPA SW846-8260B	10/21/2011 15:26	10/21/2011 15:26	SS
541-73-1	1,3-Dichlorobenzene	ND		ug/L	0.050	0.50	1	EPA SW846-8260B	10/21/2011 15:26	10/21/2011 15:26	SS
142-28-9	1,3-Dichloropropane	ND		ug/L	0.074	0.50	1	EPA SW846-8260B	10/21/2011 15:26	10/21/2011 15:26	SS
106-46-7	1,4-Dichlorobenzene	ND		ug/L	0.037	0.50	1	EPA SW846-8260B	10/21/2011 15:26	10/21/2011 15:26	SS
594-20-7	2,2-Dichloropropane	ND		ug/L	0.057	0.50	1	EPA SW846-8260B	10/21/2011 15:26	10/21/2011 15:26	SS
95-49-8	2-Chlorotoluene	ND		ug/L	0.090	0.50	1	EPA SW846-8260B	10/21/2011 15:26	10/21/2011 15:26	SS
591-78-6	2-Hexanone	ND		ug/L	0.089	0.50	1	EPA SW846-8260B	10/21/2011 15:26	10/21/2011 15:26	SS
106-43-4	4-Chlorotoluene	ND		ug/L	0.057	0.50	1	EPA SW846-8260B	10/21/2011 15:26	10/21/2011 15:26	SS
67-64-1	Acetone	ND		ug/L	1.1	2.0	1	EPA SW846-8260B	10/21/2011 15:26	10/21/2011 15:26	SS
71-43-2	Benzene	ND		ug/L	0.039	0.50	1	EPA SW846-8260B	10/21/2011 15:26	10/21/2011 15:26	SS
108-86-1	Bromobenzene	ND		ug/L	0.079	0.50	1	EPA SW846-8260B	10/21/2011 15:26	10/21/2011 15:26	SS
74-97-5	Bromochloromethane	ND		ug/L	0.092	0.50	1	EPA SW846-8260B	10/21/2011 15:26	10/21/2011 15:26	SS
75-27-4	Bromodichloromethane	ND		ug/L	0.044	0.50	1	EPA SW846-8260B	10/21/2011 15:26	10/21/2011 15:26	SS
75-25-2	Bromoform	ND		ug/L	0.10	0.50	1	EPA SW846-8260B	10/21/2011 15:26	10/21/2011 15:26	SS
74-83-9	Bromomethane	ND		ug/L	0.19	0.50	1	EPA SW846-8260B	10/21/2011 15:26	10/21/2011 15:26	SS
56-23-5	Carbon tetrachloride	ND		ug/L	0.045	0.50	1	EPA SW846-8260B	10/21/2011 15:26	10/21/2011 15:26	SS
108-90-7	Chlorobenzene	ND		ug/L	0.028	0.50	1	EPA SW846-8260B	10/21/2011 15:26	10/21/2011 15:26	SS

Sample Information

Client Sample ID: GWQ101811:1120NP1-1-5

York Sample ID: 11J0630-04

York Project (SDG) No.
11J0630

Client Project ID
Rowe Industries

Matrix
Water

Collection Date/Time
October 18, 2011 11:20 am

Date Received
10/19/2011

Volatile Organics, 8260 List - Low Level

Log-in Notes:

Sample Notes:

Sample Prepared by Method: EPA 5030B

CAS No.	Parameter	Result	Flag	Units	MDL	RL	Dilution	Reference Method	Date/Time Prepared	Date/Time Analyzed	Analyst
75-00-3	Chloroethane	ND		ug/L	0.094	0.50	1	EPA SW846-8260B	10/21/2011 15:26	10/21/2011 15:26	SS
67-66-3	Chloroform	0.51		ug/L	0.051	0.50	1	EPA SW846-8260B	10/21/2011 15:26	10/21/2011 15:26	SS
74-87-3	Chloromethane	ND		ug/L	0.045	0.50	1	EPA SW846-8260B	10/21/2011 15:26	10/21/2011 15:26	SS
156-59-2	cis-1,2-Dichloroethylene	ND		ug/L	0.030	0.50	1	EPA SW846-8260B	10/21/2011 15:26	10/21/2011 15:26	SS
10061-01-5	cis-1,3-Dichloropropylene	ND		ug/L	0.060	0.50	1	EPA SW846-8260B	10/21/2011 15:26	10/21/2011 15:26	SS
124-48-1	Dibromochloromethane	ND		ug/L	0.040	0.50	1	EPA SW846-8260B	10/21/2011 15:26	10/21/2011 15:26	SS
74-95-3	Dibromomethane	ND		ug/L	0.046	0.50	1	EPA SW846-8260B	10/21/2011 15:26	10/21/2011 15:26	SS
75-71-8	Dichlorodifluoromethane	ND		ug/L	0.12	0.50	1	EPA SW846-8260B	10/21/2011 15:26	10/21/2011 15:26	SS
100-41-4	Ethyl Benzene	ND		ug/L	0.036	0.50	1	EPA SW846-8260B	10/21/2011 15:26	10/21/2011 15:26	SS
87-68-3	Hexachlorobutadiene	ND		ug/L	0.052	0.50	1	EPA SW846-8260B	10/21/2011 15:26	10/21/2011 15:26	SS
98-82-8	Isopropylbenzene	ND		ug/L	0.090	0.50	1	EPA SW846-8260B	10/21/2011 15:26	10/21/2011 15:26	SS
1634-04-4	Methyl tert-butyl ether (MTBE)	ND		ug/L	0.081	0.50	1	EPA SW846-8260B	10/21/2011 15:26	10/21/2011 15:26	SS
75-09-2	Methylene chloride	0.45	J, B	ug/L	0.12	2.0	1	EPA SW846-8260B	10/21/2011 15:26	10/21/2011 15:26	SS
91-20-3	Naphthalene	0.14	J, B	ug/L	0.040	2.0	1	EPA SW846-8260B	10/21/2011 15:26	10/21/2011 15:26	SS
104-51-8	n-Butylbenzene	ND		ug/L	0.028	0.50	1	EPA SW846-8260B	10/21/2011 15:26	10/21/2011 15:26	SS
103-65-1	n-Propylbenzene	ND		ug/L	0.075	0.50	1	EPA SW846-8260B	10/21/2011 15:26	10/21/2011 15:26	SS
95-47-6	o-Xylene	ND		ug/L	0.031	0.50	1	EPA SW846-8260B	10/21/2011 15:26	10/21/2011 15:26	SS
1330-20-7P/M	p- & m- Xylenes	ND		ug/L	0.086	1.0	1	EPA SW846-8260B	10/21/2011 15:26	10/21/2011 15:26	SS
99-87-6	p-Isopropyltoluene	ND		ug/L	0.072	0.50	1	EPA SW846-8260B	10/21/2011 15:26	10/21/2011 15:26	SS
135-98-8	sec-Butylbenzene	ND		ug/L	0.066	0.50	1	EPA SW846-8260B	10/21/2011 15:26	10/21/2011 15:26	SS
100-42-5	Styrene	ND		ug/L	0.030	0.50	1	EPA SW846-8260B	10/21/2011 15:26	10/21/2011 15:26	SS
98-06-6	tert-Butylbenzene	ND		ug/L	0.046	0.50	1	EPA SW846-8260B	10/21/2011 15:26	10/21/2011 15:26	SS
127-18-4	Tetrachloroethylene	0.12	J	ug/L	0.054	0.50	1	EPA SW846-8260B	10/21/2011 15:26	10/21/2011 15:26	SS
108-88-3	Toluene	ND		ug/L	0.063	0.50	1	EPA SW846-8260B	10/21/2011 15:26	10/21/2011 15:26	SS
156-60-5	trans-1,2-Dichloroethylene	ND		ug/L	0.055	0.50	1	EPA SW846-8260B	10/21/2011 15:26	10/21/2011 15:26	SS
10061-02-6	trans-1,3-Dichloropropylene	ND		ug/L	0.044	0.50	1	EPA SW846-8260B	10/21/2011 15:26	10/21/2011 15:26	SS
79-01-6	Trichloroethylene	ND		ug/L	0.067	0.50	1	EPA SW846-8260B	10/21/2011 15:26	10/21/2011 15:26	SS
75-69-4	Trichlorofluoromethane	ND		ug/L	0.035	0.50	1	EPA SW846-8260B	10/21/2011 15:26	10/21/2011 15:26	SS
75-01-4	Vinyl Chloride	ND		ug/L	0.060	0.50	1	EPA SW846-8260B	10/21/2011 15:26	10/21/2011 15:26	SS
1330-20-7	Xylenes, Total	ND		ug/L	0.12	1.5	1	EPA SW846-8260B	10/21/2011 15:26	10/21/2011 15:26	SS

Sample Information

Client Sample ID: GWQ101811:1130NP1-1-6

York Sample ID: 11J0630-05

York Project (SDG) No.
11J0630

Client Project ID
Rowe Industries

Matrix
Water

Collection Date/Time
October 18, 2011 11:30 am

Date Received
10/19/2011

Volatile Organics, 8260 List - Low Level

Log-in Notes:

Sample Notes:

Sample Prepared by Method: EPA 5030B

CAS No.	Parameter	Result	Flag	Units	MDL	RL	Dilution	Reference Method	Date/Time Prepared	Date/Time Analyzed	Analyst
630-20-6	1,1,1,2-Tetrachloroethane	ND		ug/L	0.055	0.50	1	EPA SW846-8260B	10/21/2011 16:08	10/21/2011 16:08	SS
71-55-6	1,1,1-Trichloroethane	2.8		ug/L	0.043	0.50	1	EPA SW846-8260B	10/21/2011 16:08	10/21/2011 16:08	SS
79-34-5	1,1,2,2-Tetrachloroethane	ND		ug/L	0.078	0.50	1	EPA SW846-8260B	10/21/2011 16:08	10/21/2011 16:08	SS
76-13-1	1,1,2-Trichloro-1,2,2-trifluoroethane (Freon 113)	ND		ug/L	0.072	0.50	1	EPA SW846-8260B	10/21/2011 16:08	10/21/2011 16:08	SS
79-00-5	1,1,2-Trichloroethane	ND		ug/L	0.096	0.50	1	EPA SW846-8260B	10/21/2011 16:08	10/21/2011 16:08	SS
75-34-3	1,1-Dichloroethane	0.87		ug/L	0.056	0.50	1	EPA SW846-8260B	10/21/2011 16:08	10/21/2011 16:08	SS
75-35-4	1,1-Dichloroethylene	0.19	J	ug/L	0.057	0.50	1	EPA SW846-8260B	10/21/2011 16:08	10/21/2011 16:08	SS
563-58-6	1,1-Dichloropropylene	ND		ug/L	0.077	0.50	1	EPA SW846-8260B	10/21/2011 16:08	10/21/2011 16:08	SS
87-61-6	1,2,3-Trichlorobenzene	ND		ug/L	0.082	2.0	1	EPA SW846-8260B	10/21/2011 16:08	10/21/2011 16:08	SS
96-18-4	1,2,3-Trichloropropane	ND		ug/L	0.26	0.50	1	EPA SW846-8260B	10/21/2011 16:08	10/21/2011 16:08	SS
120-82-1	1,2,4-Trichlorobenzene	ND		ug/L	0.067	2.0	1	EPA SW846-8260B	10/21/2011 16:08	10/21/2011 16:08	SS
95-63-6	1,2,4-Trimethylbenzene	ND		ug/L	0.063	0.50	1	EPA SW846-8260B	10/21/2011 16:08	10/21/2011 16:08	SS
96-12-8	1,2-Dibromo-3-chloropropane	ND		ug/L	0.48	2.0	1	EPA SW846-8260B	10/21/2011 16:08	10/21/2011 16:08	SS
106-93-4	1,2-Dibromoethane	ND		ug/L	0.096	0.50	1	EPA SW846-8260B	10/21/2011 16:08	10/21/2011 16:08	SS
95-50-1	1,2-Dichlorobenzene	ND		ug/L	0.065	0.50	1	EPA SW846-8260B	10/21/2011 16:08	10/21/2011 16:08	SS
107-06-2	1,2-Dichloroethane	ND		ug/L	0.072	0.50	1	EPA SW846-8260B	10/21/2011 16:08	10/21/2011 16:08	SS
78-87-5	1,2-Dichloropropane	ND		ug/L	0.069	0.50	1	EPA SW846-8260B	10/21/2011 16:08	10/21/2011 16:08	SS
108-67-8	1,3,5-Trimethylbenzene	ND		ug/L	0.038	0.50	1	EPA SW846-8260B	10/21/2011 16:08	10/21/2011 16:08	SS
541-73-1	1,3-Dichlorobenzene	ND		ug/L	0.050	0.50	1	EPA SW846-8260B	10/21/2011 16:08	10/21/2011 16:08	SS
142-28-9	1,3-Dichloropropane	ND		ug/L	0.074	0.50	1	EPA SW846-8260B	10/21/2011 16:08	10/21/2011 16:08	SS
106-46-7	1,4-Dichlorobenzene	ND		ug/L	0.037	0.50	1	EPA SW846-8260B	10/21/2011 16:08	10/21/2011 16:08	SS
594-20-7	2,2-Dichloropropane	ND		ug/L	0.057	0.50	1	EPA SW846-8260B	10/21/2011 16:08	10/21/2011 16:08	SS
95-49-8	2-Chlorotoluene	ND		ug/L	0.090	0.50	1	EPA SW846-8260B	10/21/2011 16:08	10/21/2011 16:08	SS
591-78-6	2-Hexanone	ND		ug/L	0.089	0.50	1	EPA SW846-8260B	10/21/2011 16:08	10/21/2011 16:08	SS
106-43-4	4-Chlorotoluene	ND		ug/L	0.057	0.50	1	EPA SW846-8260B	10/21/2011 16:08	10/21/2011 16:08	SS
67-64-1	Acetone	ND		ug/L	1.1	2.0	1	EPA SW846-8260B	10/21/2011 16:08	10/21/2011 16:08	SS
71-43-2	Benzene	ND		ug/L	0.039	0.50	1	EPA SW846-8260B	10/21/2011 16:08	10/21/2011 16:08	SS
108-86-1	Bromobenzene	ND		ug/L	0.079	0.50	1	EPA SW846-8260B	10/21/2011 16:08	10/21/2011 16:08	SS
74-97-5	Bromochloromethane	ND		ug/L	0.092	0.50	1	EPA SW846-8260B	10/21/2011 16:08	10/21/2011 16:08	SS
75-27-4	Bromodichloromethane	ND		ug/L	0.044	0.50	1	EPA SW846-8260B	10/21/2011 16:08	10/21/2011 16:08	SS
75-25-2	Bromoform	ND		ug/L	0.10	0.50	1	EPA SW846-8260B	10/21/2011 16:08	10/21/2011 16:08	SS
74-83-9	Bromomethane	ND		ug/L	0.19	0.50	1	EPA SW846-8260B	10/21/2011 16:08	10/21/2011 16:08	SS
56-23-5	Carbon tetrachloride	ND		ug/L	0.045	0.50	1	EPA SW846-8260B	10/21/2011 16:08	10/21/2011 16:08	SS
108-90-7	Chlorobenzene	ND		ug/L	0.028	0.50	1	EPA SW846-8260B	10/21/2011 16:08	10/21/2011 16:08	SS

Sample Information

Client Sample ID: GWQ101811:1130NP1-1-6

York Sample ID: 11J0630-05

York Project (SDG) No.
11J0630

Client Project ID
Rowe Industries

Matrix
Water

Collection Date/Time
October 18, 2011 11:30 am

Date Received
10/19/2011

Volatile Organics, 8260 List - Low Level

Log-in Notes:

Sample Notes:

Sample Prepared by Method: EPA 5030B

CAS No.	Parameter	Result	Flag	Units	MDL	RL	Dilution	Reference Method	Date/Time Prepared	Date/Time Analyzed	Analyst
75-00-3	Chloroethane	ND		ug/L	0.094	0.50	1	EPA SW846-8260B	10/21/2011 16:08	10/21/2011 16:08	SS
67-66-3	Chloroform	0.26	J	ug/L	0.051	0.50	1	EPA SW846-8260B	10/21/2011 16:08	10/21/2011 16:08	SS
74-87-3	Chloromethane	ND		ug/L	0.045	0.50	1	EPA SW846-8260B	10/21/2011 16:08	10/21/2011 16:08	SS
156-59-2	cis-1,2-Dichloroethylene	ND		ug/L	0.030	0.50	1	EPA SW846-8260B	10/21/2011 16:08	10/21/2011 16:08	SS
10061-01-5	cis-1,3-Dichloropropylene	ND		ug/L	0.060	0.50	1	EPA SW846-8260B	10/21/2011 16:08	10/21/2011 16:08	SS
124-48-1	Dibromochloromethane	ND		ug/L	0.040	0.50	1	EPA SW846-8260B	10/21/2011 16:08	10/21/2011 16:08	SS
74-95-3	Dibromomethane	ND		ug/L	0.046	0.50	1	EPA SW846-8260B	10/21/2011 16:08	10/21/2011 16:08	SS
75-71-8	Dichlorodifluoromethane	ND		ug/L	0.12	0.50	1	EPA SW846-8260B	10/21/2011 16:08	10/21/2011 16:08	SS
100-41-4	Ethyl Benzene	ND		ug/L	0.036	0.50	1	EPA SW846-8260B	10/21/2011 16:08	10/21/2011 16:08	SS
87-68-3	Hexachlorobutadiene	ND		ug/L	0.052	0.50	1	EPA SW846-8260B	10/21/2011 16:08	10/21/2011 16:08	SS
98-82-8	Isopropylbenzene	ND		ug/L	0.090	0.50	1	EPA SW846-8260B	10/21/2011 16:08	10/21/2011 16:08	SS
1634-04-4	Methyl tert-butyl ether (MTBE)	0.27	J	ug/L	0.081	0.50	1	EPA SW846-8260B	10/21/2011 16:08	10/21/2011 16:08	SS
75-09-2	Methylene chloride	0.37	J, B	ug/L	0.12	2.0	1	EPA SW846-8260B	10/21/2011 16:08	10/21/2011 16:08	SS
91-20-3	Naphthalene	ND		ug/L	0.040	2.0	1	EPA SW846-8260B	10/21/2011 16:08	10/21/2011 16:08	SS
104-51-8	n-Butylbenzene	ND		ug/L	0.028	0.50	1	EPA SW846-8260B	10/21/2011 16:08	10/21/2011 16:08	SS
103-65-1	n-Propylbenzene	ND		ug/L	0.075	0.50	1	EPA SW846-8260B	10/21/2011 16:08	10/21/2011 16:08	SS
95-47-6	o-Xylene	ND		ug/L	0.031	0.50	1	EPA SW846-8260B	10/21/2011 16:08	10/21/2011 16:08	SS
1330-20-7P/M	p- & m- Xylenes	ND		ug/L	0.086	1.0	1	EPA SW846-8260B	10/21/2011 16:08	10/21/2011 16:08	SS
99-87-6	p-Isopropyltoluene	ND		ug/L	0.072	0.50	1	EPA SW846-8260B	10/21/2011 16:08	10/21/2011 16:08	SS
135-98-8	sec-Butylbenzene	ND		ug/L	0.066	0.50	1	EPA SW846-8260B	10/21/2011 16:08	10/21/2011 16:08	SS
100-42-5	Styrene	ND		ug/L	0.030	0.50	1	EPA SW846-8260B	10/21/2011 16:08	10/21/2011 16:08	SS
98-06-6	tert-Butylbenzene	ND		ug/L	0.046	0.50	1	EPA SW846-8260B	10/21/2011 16:08	10/21/2011 16:08	SS
127-18-4	Tetrachloroethylene	3.5		ug/L	0.054	0.50	1	EPA SW846-8260B	10/21/2011 16:08	10/21/2011 16:08	SS
108-88-3	Toluene	ND		ug/L	0.063	0.50	1	EPA SW846-8260B	10/21/2011 16:08	10/21/2011 16:08	SS
156-60-5	trans-1,2-Dichloroethylene	ND		ug/L	0.055	0.50	1	EPA SW846-8260B	10/21/2011 16:08	10/21/2011 16:08	SS
10061-02-6	trans-1,3-Dichloropropylene	ND		ug/L	0.044	0.50	1	EPA SW846-8260B	10/21/2011 16:08	10/21/2011 16:08	SS
79-01-6	Trichloroethylene	0.13	J	ug/L	0.067	0.50	1	EPA SW846-8260B	10/21/2011 16:08	10/21/2011 16:08	SS
75-69-4	Trichlorofluoromethane	ND		ug/L	0.035	0.50	1	EPA SW846-8260B	10/21/2011 16:08	10/21/2011 16:08	SS
75-01-4	Vinyl Chloride	ND		ug/L	0.060	0.50	1	EPA SW846-8260B	10/21/2011 16:08	10/21/2011 16:08	SS
1330-20-7	Xylenes, Total	ND		ug/L	0.12	1.5	1	EPA SW846-8260B	10/21/2011 16:08	10/21/2011 16:08	SS

Sample Information

Client Sample ID: GWQ101811:1140NP1-1-7

York Sample ID: 11J0630-06

York Project (SDG) No.
11J0630

Client Project ID
Rowe Industries

Matrix
Water

Collection Date/Time
October 18, 2011 11:40 am

Date Received
10/19/2011

Volatile Organics, 8260 List - Low Level

Log-in Notes:

Sample Notes:

Sample Prepared by Method: EPA 5030B

CAS No.	Parameter	Result	Flag	Units	MDL	RL	Dilution	Reference Method	Date/Time Prepared	Date/Time Analyzed	Analyst
630-20-6	1,1,1,2-Tetrachloroethane	ND		ug/L	0.055	0.50	1	EPA SW846-8260B	10/21/2011 16:51	10/21/2011 16:51	SS
71-55-6	1,1,1-Trichloroethane	0.53		ug/L	0.043	0.50	1	EPA SW846-8260B	10/21/2011 16:51	10/21/2011 16:51	SS
79-34-5	1,1,2,2-Tetrachloroethane	ND		ug/L	0.078	0.50	1	EPA SW846-8260B	10/21/2011 16:51	10/21/2011 16:51	SS
76-13-1	1,1,2-Trichloro-1,2,2-trifluoroethane (Freon 113)	ND		ug/L	0.072	0.50	1	EPA SW846-8260B	10/21/2011 16:51	10/21/2011 16:51	SS
79-00-5	1,1,2-Trichloroethane	ND		ug/L	0.096	0.50	1	EPA SW846-8260B	10/21/2011 16:51	10/21/2011 16:51	SS
75-34-3	1,1-Dichloroethane	0.40	J	ug/L	0.056	0.50	1	EPA SW846-8260B	10/21/2011 16:51	10/21/2011 16:51	SS
75-35-4	1,1-Dichloroethylene	ND		ug/L	0.057	0.50	1	EPA SW846-8260B	10/21/2011 16:51	10/21/2011 16:51	SS
563-58-6	1,1-Dichloropropylene	ND		ug/L	0.077	0.50	1	EPA SW846-8260B	10/21/2011 16:51	10/21/2011 16:51	SS
87-61-6	1,2,3-Trichlorobenzene	ND		ug/L	0.082	2.0	1	EPA SW846-8260B	10/21/2011 16:51	10/21/2011 16:51	SS
96-18-4	1,2,3-Trichloropropane	ND		ug/L	0.26	0.50	1	EPA SW846-8260B	10/21/2011 16:51	10/21/2011 16:51	SS
120-82-1	1,2,4-Trichlorobenzene	ND		ug/L	0.067	2.0	1	EPA SW846-8260B	10/21/2011 16:51	10/21/2011 16:51	SS
95-63-6	1,2,4-Trimethylbenzene	ND		ug/L	0.063	0.50	1	EPA SW846-8260B	10/21/2011 16:51	10/21/2011 16:51	SS
96-12-8	1,2-Dibromo-3-chloropropane	ND		ug/L	0.48	2.0	1	EPA SW846-8260B	10/21/2011 16:51	10/21/2011 16:51	SS
106-93-4	1,2-Dibromoethane	ND		ug/L	0.096	0.50	1	EPA SW846-8260B	10/21/2011 16:51	10/21/2011 16:51	SS
95-50-1	1,2-Dichlorobenzene	ND		ug/L	0.065	0.50	1	EPA SW846-8260B	10/21/2011 16:51	10/21/2011 16:51	SS
107-06-2	1,2-Dichloroethane	ND		ug/L	0.072	0.50	1	EPA SW846-8260B	10/21/2011 16:51	10/21/2011 16:51	SS
78-87-5	1,2-Dichloropropane	ND		ug/L	0.069	0.50	1	EPA SW846-8260B	10/21/2011 16:51	10/21/2011 16:51	SS
108-67-8	1,3,5-Trimethylbenzene	ND		ug/L	0.038	0.50	1	EPA SW846-8260B	10/21/2011 16:51	10/21/2011 16:51	SS
541-73-1	1,3-Dichlorobenzene	ND		ug/L	0.050	0.50	1	EPA SW846-8260B	10/21/2011 16:51	10/21/2011 16:51	SS
142-28-9	1,3-Dichloropropane	ND		ug/L	0.074	0.50	1	EPA SW846-8260B	10/21/2011 16:51	10/21/2011 16:51	SS
106-46-7	1,4-Dichlorobenzene	ND		ug/L	0.037	0.50	1	EPA SW846-8260B	10/21/2011 16:51	10/21/2011 16:51	SS
594-20-7	2,2-Dichloropropane	ND		ug/L	0.057	0.50	1	EPA SW846-8260B	10/21/2011 16:51	10/21/2011 16:51	SS
95-49-8	2-Chlorotoluene	ND		ug/L	0.090	0.50	1	EPA SW846-8260B	10/21/2011 16:51	10/21/2011 16:51	SS
591-78-6	2-Hexanone	ND		ug/L	0.089	0.50	1	EPA SW846-8260B	10/21/2011 16:51	10/21/2011 16:51	SS
106-43-4	4-Chlorotoluene	ND		ug/L	0.057	0.50	1	EPA SW846-8260B	10/21/2011 16:51	10/21/2011 16:51	SS
67-64-1	Acetone	ND		ug/L	1.1	2.0	1	EPA SW846-8260B	10/21/2011 16:51	10/21/2011 16:51	SS
71-43-2	Benzene	ND		ug/L	0.039	0.50	1	EPA SW846-8260B	10/21/2011 16:51	10/21/2011 16:51	SS
108-86-1	Bromobenzene	ND		ug/L	0.079	0.50	1	EPA SW846-8260B	10/21/2011 16:51	10/21/2011 16:51	SS
74-97-5	Bromochloromethane	ND		ug/L	0.092	0.50	1	EPA SW846-8260B	10/21/2011 16:51	10/21/2011 16:51	SS
75-27-4	Bromodichloromethane	ND		ug/L	0.044	0.50	1	EPA SW846-8260B	10/21/2011 16:51	10/21/2011 16:51	SS
75-25-2	Bromoform	ND		ug/L	0.10	0.50	1	EPA SW846-8260B	10/21/2011 16:51	10/21/2011 16:51	SS
74-83-9	Bromomethane	ND		ug/L	0.19	0.50	1	EPA SW846-8260B	10/21/2011 16:51	10/21/2011 16:51	SS
56-23-5	Carbon tetrachloride	ND		ug/L	0.045	0.50	1	EPA SW846-8260B	10/21/2011 16:51	10/21/2011 16:51	SS
108-90-7	Chlorobenzene	ND		ug/L	0.028	0.50	1	EPA SW846-8260B	10/21/2011 16:51	10/21/2011 16:51	SS

Sample Information

Client Sample ID: GWQ101811:1140NP1-1-7

York Sample ID: 11J0630-06

York Project (SDG) No.
11J0630

Client Project ID
Rowe Industries

Matrix
Water

Collection Date/Time
October 18, 2011 11:40 am

Date Received
10/19/2011

Volatile Organics, 8260 List - Low Level

Log-in Notes:

Sample Notes:

Sample Prepared by Method: EPA 5030B

CAS No.	Parameter	Result	Flag	Units	MDL	RL	Dilution	Reference Method	Date/Time Prepared	Date/Time Analyzed	Analyst
75-00-3	Chloroethane	ND		ug/L	0.094	0.50	1	EPA SW846-8260B	10/21/2011 16:51	10/21/2011 16:51	SS
67-66-3	Chloroform	ND		ug/L	0.051	0.50	1	EPA SW846-8260B	10/21/2011 16:51	10/21/2011 16:51	SS
74-87-3	Chloromethane	ND		ug/L	0.045	0.50	1	EPA SW846-8260B	10/21/2011 16:51	10/21/2011 16:51	SS
156-59-2	cis-1,2-Dichloroethylene	ND		ug/L	0.030	0.50	1	EPA SW846-8260B	10/21/2011 16:51	10/21/2011 16:51	SS
10061-01-5	cis-1,3-Dichloropropylene	ND		ug/L	0.060	0.50	1	EPA SW846-8260B	10/21/2011 16:51	10/21/2011 16:51	SS
124-48-1	Dibromochloromethane	ND		ug/L	0.040	0.50	1	EPA SW846-8260B	10/21/2011 16:51	10/21/2011 16:51	SS
74-95-3	Dibromomethane	ND		ug/L	0.046	0.50	1	EPA SW846-8260B	10/21/2011 16:51	10/21/2011 16:51	SS
75-71-8	Dichlorodifluoromethane	ND		ug/L	0.12	0.50	1	EPA SW846-8260B	10/21/2011 16:51	10/21/2011 16:51	SS
100-41-4	Ethyl Benzene	ND		ug/L	0.036	0.50	1	EPA SW846-8260B	10/21/2011 16:51	10/21/2011 16:51	SS
87-68-3	Hexachlorobutadiene	ND		ug/L	0.052	0.50	1	EPA SW846-8260B	10/21/2011 16:51	10/21/2011 16:51	SS
98-82-8	Isopropylbenzene	ND		ug/L	0.090	0.50	1	EPA SW846-8260B	10/21/2011 16:51	10/21/2011 16:51	SS
1634-04-4	Methyl tert-butyl ether (MTBE)	0.15	J	ug/L	0.081	0.50	1	EPA SW846-8260B	10/21/2011 16:51	10/21/2011 16:51	SS
75-09-2	Methylene chloride	0.36	J, B	ug/L	0.12	2.0	1	EPA SW846-8260B	10/21/2011 16:51	10/21/2011 16:51	SS
91-20-3	Naphthalene	ND		ug/L	0.040	2.0	1	EPA SW846-8260B	10/21/2011 16:51	10/21/2011 16:51	SS
104-51-8	n-Butylbenzene	ND		ug/L	0.028	0.50	1	EPA SW846-8260B	10/21/2011 16:51	10/21/2011 16:51	SS
103-65-1	n-Propylbenzene	ND		ug/L	0.075	0.50	1	EPA SW846-8260B	10/21/2011 16:51	10/21/2011 16:51	SS
95-47-6	o-Xylene	ND		ug/L	0.031	0.50	1	EPA SW846-8260B	10/21/2011 16:51	10/21/2011 16:51	SS
1330-20-7P/M	p- & m- Xylenes	ND		ug/L	0.086	1.0	1	EPA SW846-8260B	10/21/2011 16:51	10/21/2011 16:51	SS
99-87-6	p-Isopropyltoluene	ND		ug/L	0.072	0.50	1	EPA SW846-8260B	10/21/2011 16:51	10/21/2011 16:51	SS
135-98-8	sec-Butylbenzene	ND		ug/L	0.066	0.50	1	EPA SW846-8260B	10/21/2011 16:51	10/21/2011 16:51	SS
100-42-5	Styrene	ND		ug/L	0.030	0.50	1	EPA SW846-8260B	10/21/2011 16:51	10/21/2011 16:51	SS
98-06-6	tert-Butylbenzene	ND		ug/L	0.046	0.50	1	EPA SW846-8260B	10/21/2011 16:51	10/21/2011 16:51	SS
127-18-4	Tetrachloroethylene	4.5		ug/L	0.054	0.50	1	EPA SW846-8260B	10/21/2011 16:51	10/21/2011 16:51	SS
108-88-3	Toluene	ND		ug/L	0.063	0.50	1	EPA SW846-8260B	10/21/2011 16:51	10/21/2011 16:51	SS
156-60-5	trans-1,2-Dichloroethylene	ND		ug/L	0.055	0.50	1	EPA SW846-8260B	10/21/2011 16:51	10/21/2011 16:51	SS
10061-02-6	trans-1,3-Dichloropropylene	ND		ug/L	0.044	0.50	1	EPA SW846-8260B	10/21/2011 16:51	10/21/2011 16:51	SS
79-01-6	Trichloroethylene	0.18	J	ug/L	0.067	0.50	1	EPA SW846-8260B	10/21/2011 16:51	10/21/2011 16:51	SS
75-69-4	Trichlorofluoromethane	ND		ug/L	0.035	0.50	1	EPA SW846-8260B	10/21/2011 16:51	10/21/2011 16:51	SS
75-01-4	Vinyl Chloride	ND		ug/L	0.060	0.50	1	EPA SW846-8260B	10/21/2011 16:51	10/21/2011 16:51	SS
1330-20-7	Xylenes, Total	ND		ug/L	0.12	1.5	1	EPA SW846-8260B	10/21/2011 16:51	10/21/2011 16:51	SS

Sample Information

Client Sample ID: GWQ101811:1150NP1-1-8

York Sample ID: 11J0630-07

York Project (SDG) No.
11J0630

Client Project ID
Rowe Industries

Matrix
Water

Collection Date/Time
October 18, 2011 11:50 am

Date Received
10/19/2011

Volatile Organics, 8260 List - Low Level

Log-in Notes:

Sample Notes:

Sample Prepared by Method: EPA 5030B

CAS No.	Parameter	Result	Flag	Units	MDL	RL	Dilution	Reference Method	Date/Time Prepared	Date/Time Analyzed	Analyst
630-20-6	1,1,1,2-Tetrachloroethane	ND		ug/L	0.055	0.50	1	EPA SW846-8260B	10/21/2011 17:33	10/21/2011 17:33	SS
71-55-6	1,1,1-Trichloroethane	ND		ug/L	0.043	0.50	1	EPA SW846-8260B	10/21/2011 17:33	10/21/2011 17:33	SS
79-34-5	1,1,2,2-Tetrachloroethane	ND		ug/L	0.078	0.50	1	EPA SW846-8260B	10/21/2011 17:33	10/21/2011 17:33	SS
76-13-1	1,1,2-Trichloro-1,2,2-trifluoroethane (Freon 113)	ND		ug/L	0.072	0.50	1	EPA SW846-8260B	10/21/2011 17:33	10/21/2011 17:33	SS
79-00-5	1,1,2-Trichloroethane	ND		ug/L	0.096	0.50	1	EPA SW846-8260B	10/21/2011 17:33	10/21/2011 17:33	SS
75-34-3	1,1-Dichloroethane	ND		ug/L	0.056	0.50	1	EPA SW846-8260B	10/21/2011 17:33	10/21/2011 17:33	SS
75-35-4	1,1-Dichloroethylene	ND		ug/L	0.057	0.50	1	EPA SW846-8260B	10/21/2011 17:33	10/21/2011 17:33	SS
563-58-6	1,1-Dichloropropylene	ND		ug/L	0.077	0.50	1	EPA SW846-8260B	10/21/2011 17:33	10/21/2011 17:33	SS
87-61-6	1,2,3-Trichlorobenzene	ND		ug/L	0.082	2.0	1	EPA SW846-8260B	10/21/2011 17:33	10/21/2011 17:33	SS
96-18-4	1,2,3-Trichloropropane	ND		ug/L	0.26	0.50	1	EPA SW846-8260B	10/21/2011 17:33	10/21/2011 17:33	SS
120-82-1	1,2,4-Trichlorobenzene	ND		ug/L	0.067	2.0	1	EPA SW846-8260B	10/21/2011 17:33	10/21/2011 17:33	SS
95-63-6	1,2,4-Trimethylbenzene	ND		ug/L	0.063	0.50	1	EPA SW846-8260B	10/21/2011 17:33	10/21/2011 17:33	SS
96-12-8	1,2-Dibromo-3-chloropropane	ND		ug/L	0.48	2.0	1	EPA SW846-8260B	10/21/2011 17:33	10/21/2011 17:33	SS
106-93-4	1,2-Dibromoethane	ND		ug/L	0.096	0.50	1	EPA SW846-8260B	10/21/2011 17:33	10/21/2011 17:33	SS
95-50-1	1,2-Dichlorobenzene	ND		ug/L	0.065	0.50	1	EPA SW846-8260B	10/21/2011 17:33	10/21/2011 17:33	SS
107-06-2	1,2-Dichloroethane	ND		ug/L	0.072	0.50	1	EPA SW846-8260B	10/21/2011 17:33	10/21/2011 17:33	SS
78-87-5	1,2-Dichloropropane	ND		ug/L	0.069	0.50	1	EPA SW846-8260B	10/21/2011 17:33	10/21/2011 17:33	SS
108-67-8	1,3,5-Trimethylbenzene	ND		ug/L	0.038	0.50	1	EPA SW846-8260B	10/21/2011 17:33	10/21/2011 17:33	SS
541-73-1	1,3-Dichlorobenzene	ND		ug/L	0.050	0.50	1	EPA SW846-8260B	10/21/2011 17:33	10/21/2011 17:33	SS
142-28-9	1,3-Dichloropropane	ND		ug/L	0.074	0.50	1	EPA SW846-8260B	10/21/2011 17:33	10/21/2011 17:33	SS
106-46-7	1,4-Dichlorobenzene	ND		ug/L	0.037	0.50	1	EPA SW846-8260B	10/21/2011 17:33	10/21/2011 17:33	SS
594-20-7	2,2-Dichloropropane	ND		ug/L	0.057	0.50	1	EPA SW846-8260B	10/21/2011 17:33	10/21/2011 17:33	SS
95-49-8	2-Chlorotoluene	ND		ug/L	0.090	0.50	1	EPA SW846-8260B	10/21/2011 17:33	10/21/2011 17:33	SS
591-78-6	2-Hexanone	ND		ug/L	0.089	0.50	1	EPA SW846-8260B	10/21/2011 17:33	10/21/2011 17:33	SS
106-43-4	4-Chlorotoluene	ND		ug/L	0.057	0.50	1	EPA SW846-8260B	10/21/2011 17:33	10/21/2011 17:33	SS
67-64-1	Acetone	ND		ug/L	1.1	2.0	1	EPA SW846-8260B	10/21/2011 17:33	10/21/2011 17:33	SS
71-43-2	Benzene	ND		ug/L	0.039	0.50	1	EPA SW846-8260B	10/21/2011 17:33	10/21/2011 17:33	SS
108-86-1	Bromobenzene	ND		ug/L	0.079	0.50	1	EPA SW846-8260B	10/21/2011 17:33	10/21/2011 17:33	SS
74-97-5	Bromochloromethane	ND		ug/L	0.092	0.50	1	EPA SW846-8260B	10/21/2011 17:33	10/21/2011 17:33	SS
75-27-4	Bromodichloromethane	ND		ug/L	0.044	0.50	1	EPA SW846-8260B	10/21/2011 17:33	10/21/2011 17:33	SS
75-25-2	Bromoform	ND		ug/L	0.10	0.50	1	EPA SW846-8260B	10/21/2011 17:33	10/21/2011 17:33	SS
74-83-9	Bromomethane	ND		ug/L	0.19	0.50	1	EPA SW846-8260B	10/21/2011 17:33	10/21/2011 17:33	SS
56-23-5	Carbon tetrachloride	ND		ug/L	0.045	0.50	1	EPA SW846-8260B	10/21/2011 17:33	10/21/2011 17:33	SS
108-90-7	Chlorobenzene	ND		ug/L	0.028	0.50	1	EPA SW846-8260B	10/21/2011 17:33	10/21/2011 17:33	SS

Sample Information

Client Sample ID: GWQ101811:1150NP1-1-8

York Sample ID: 11J0630-07

York Project (SDG) No.
11J0630

Client Project ID
Rowe Industries

Matrix
Water

Collection Date/Time
October 18, 2011 11:50 am

Date Received
10/19/2011

Volatile Organics, 8260 List - Low Level

Log-in Notes:

Sample Notes:

Sample Prepared by Method: EPA 5030B

CAS No.	Parameter	Result	Flag	Units	MDL	RL	Dilution	Reference Method	Date/Time Prepared	Date/Time Analyzed	Analyst
75-00-3	Chloroethane	ND		ug/L	0.094	0.50	1	EPA SW846-8260B	10/21/2011 17:33	10/21/2011 17:33	SS
67-66-3	Chloroform	ND		ug/L	0.051	0.50	1	EPA SW846-8260B	10/21/2011 17:33	10/21/2011 17:33	SS
74-87-3	Chloromethane	ND		ug/L	0.045	0.50	1	EPA SW846-8260B	10/21/2011 17:33	10/21/2011 17:33	SS
156-59-2	cis-1,2-Dichloroethylene	ND		ug/L	0.030	0.50	1	EPA SW846-8260B	10/21/2011 17:33	10/21/2011 17:33	SS
10061-01-5	cis-1,3-Dichloropropylene	ND		ug/L	0.060	0.50	1	EPA SW846-8260B	10/21/2011 17:33	10/21/2011 17:33	SS
124-48-1	Dibromochloromethane	ND		ug/L	0.040	0.50	1	EPA SW846-8260B	10/21/2011 17:33	10/21/2011 17:33	SS
74-95-3	Dibromomethane	ND		ug/L	0.046	0.50	1	EPA SW846-8260B	10/21/2011 17:33	10/21/2011 17:33	SS
75-71-8	Dichlorodifluoromethane	ND		ug/L	0.12	0.50	1	EPA SW846-8260B	10/21/2011 17:33	10/21/2011 17:33	SS
100-41-4	Ethyl Benzene	ND		ug/L	0.036	0.50	1	EPA SW846-8260B	10/21/2011 17:33	10/21/2011 17:33	SS
87-68-3	Hexachlorobutadiene	ND		ug/L	0.052	0.50	1	EPA SW846-8260B	10/21/2011 17:33	10/21/2011 17:33	SS
98-82-8	Isopropylbenzene	ND		ug/L	0.090	0.50	1	EPA SW846-8260B	10/21/2011 17:33	10/21/2011 17:33	SS
1634-04-4	Methyl tert-butyl ether (MTBE)	ND		ug/L	0.081	0.50	1	EPA SW846-8260B	10/21/2011 17:33	10/21/2011 17:33	SS
75-09-2	Methylene chloride	0.40	J, B	ug/L	0.12	2.0	1	EPA SW846-8260B	10/21/2011 17:33	10/21/2011 17:33	SS
91-20-3	Naphthalene	ND		ug/L	0.040	2.0	1	EPA SW846-8260B	10/21/2011 17:33	10/21/2011 17:33	SS
104-51-8	n-Butylbenzene	ND		ug/L	0.028	0.50	1	EPA SW846-8260B	10/21/2011 17:33	10/21/2011 17:33	SS
103-65-1	n-Propylbenzene	ND		ug/L	0.075	0.50	1	EPA SW846-8260B	10/21/2011 17:33	10/21/2011 17:33	SS
95-47-6	o-Xylene	ND		ug/L	0.031	0.50	1	EPA SW846-8260B	10/21/2011 17:33	10/21/2011 17:33	SS
1330-20-7P/M	p- & m- Xylenes	ND		ug/L	0.086	1.0	1	EPA SW846-8260B	10/21/2011 17:33	10/21/2011 17:33	SS
99-87-6	p-Isopropyltoluene	ND		ug/L	0.072	0.50	1	EPA SW846-8260B	10/21/2011 17:33	10/21/2011 17:33	SS
135-98-8	sec-Butylbenzene	ND		ug/L	0.066	0.50	1	EPA SW846-8260B	10/21/2011 17:33	10/21/2011 17:33	SS
100-42-5	Styrene	ND		ug/L	0.030	0.50	1	EPA SW846-8260B	10/21/2011 17:33	10/21/2011 17:33	SS
98-06-6	tert-Butylbenzene	ND		ug/L	0.046	0.50	1	EPA SW846-8260B	10/21/2011 17:33	10/21/2011 17:33	SS
127-18-4	Tetrachloroethylene	ND		ug/L	0.054	0.50	1	EPA SW846-8260B	10/21/2011 17:33	10/21/2011 17:33	SS
108-88-3	Toluene	ND		ug/L	0.063	0.50	1	EPA SW846-8260B	10/21/2011 17:33	10/21/2011 17:33	SS
156-60-5	trans-1,2-Dichloroethylene	ND		ug/L	0.055	0.50	1	EPA SW846-8260B	10/21/2011 17:33	10/21/2011 17:33	SS
10061-02-6	trans-1,3-Dichloropropylene	ND		ug/L	0.044	0.50	1	EPA SW846-8260B	10/21/2011 17:33	10/21/2011 17:33	SS
79-01-6	Trichloroethylene	ND		ug/L	0.067	0.50	1	EPA SW846-8260B	10/21/2011 17:33	10/21/2011 17:33	SS
75-69-4	Trichlorofluoromethane	ND		ug/L	0.035	0.50	1	EPA SW846-8260B	10/21/2011 17:33	10/21/2011 17:33	SS
75-01-4	Vinyl Chloride	ND		ug/L	0.060	0.50	1	EPA SW846-8260B	10/21/2011 17:33	10/21/2011 17:33	SS
1330-20-7	Xylenes, Total	ND		ug/L	0.12	1.5	1	EPA SW846-8260B	10/21/2011 17:33	10/21/2011 17:33	SS

Sample Information

Client Sample ID: GWQ101811:1200NP1-1-9

York Sample ID: 11J0630-08

York Project (SDG) No.
11J0630

Client Project ID
Rowe Industries

Matrix
Water

Collection Date/Time
October 18, 2011 12:00 pm

Date Received
10/19/2011

Volatile Organics, 8260 List - Low Level

Log-in Notes:

Sample Notes:

Sample Prepared by Method: EPA 5030B

CAS No.	Parameter	Result	Flag	Units	MDL	RL	Dilution	Reference Method	Date/Time Prepared	Date/Time Analyzed	Analyst
630-20-6	1,1,1,2-Tetrachloroethane	ND		ug/L	0.055	0.50	1	EPA SW846-8260B	10/21/2011 18:15	10/21/2011 18:15	SS
71-55-6	1,1,1-Trichloroethane	ND		ug/L	0.043	0.50	1	EPA SW846-8260B	10/21/2011 18:15	10/21/2011 18:15	SS
79-34-5	1,1,2,2-Tetrachloroethane	ND		ug/L	0.078	0.50	1	EPA SW846-8260B	10/21/2011 18:15	10/21/2011 18:15	SS
76-13-1	1,1,2-Trichloro-1,2,2-trifluoroethane (Freon 113)	ND		ug/L	0.072	0.50	1	EPA SW846-8260B	10/21/2011 18:15	10/21/2011 18:15	SS
79-00-5	1,1,2-Trichloroethane	ND		ug/L	0.096	0.50	1	EPA SW846-8260B	10/21/2011 18:15	10/21/2011 18:15	SS
75-34-3	1,1-Dichloroethane	ND		ug/L	0.056	0.50	1	EPA SW846-8260B	10/21/2011 18:15	10/21/2011 18:15	SS
75-35-4	1,1-Dichloroethylene	ND		ug/L	0.057	0.50	1	EPA SW846-8260B	10/21/2011 18:15	10/21/2011 18:15	SS
563-58-6	1,1-Dichloropropylene	ND		ug/L	0.077	0.50	1	EPA SW846-8260B	10/21/2011 18:15	10/21/2011 18:15	SS
87-61-6	1,2,3-Trichlorobenzene	ND		ug/L	0.082	2.0	1	EPA SW846-8260B	10/21/2011 18:15	10/21/2011 18:15	SS
96-18-4	1,2,3-Trichloropropane	ND		ug/L	0.26	0.50	1	EPA SW846-8260B	10/21/2011 18:15	10/21/2011 18:15	SS
120-82-1	1,2,4-Trichlorobenzene	ND		ug/L	0.067	2.0	1	EPA SW846-8260B	10/21/2011 18:15	10/21/2011 18:15	SS
95-63-6	1,2,4-Trimethylbenzene	ND		ug/L	0.063	0.50	1	EPA SW846-8260B	10/21/2011 18:15	10/21/2011 18:15	SS
96-12-8	1,2-Dibromo-3-chloropropane	ND		ug/L	0.48	2.0	1	EPA SW846-8260B	10/21/2011 18:15	10/21/2011 18:15	SS
106-93-4	1,2-Dibromoethane	ND		ug/L	0.096	0.50	1	EPA SW846-8260B	10/21/2011 18:15	10/21/2011 18:15	SS
95-50-1	1,2-Dichlorobenzene	ND		ug/L	0.065	0.50	1	EPA SW846-8260B	10/21/2011 18:15	10/21/2011 18:15	SS
107-06-2	1,2-Dichloroethane	ND		ug/L	0.072	0.50	1	EPA SW846-8260B	10/21/2011 18:15	10/21/2011 18:15	SS
78-87-5	1,2-Dichloropropane	ND		ug/L	0.069	0.50	1	EPA SW846-8260B	10/21/2011 18:15	10/21/2011 18:15	SS
108-67-8	1,3,5-Trimethylbenzene	ND		ug/L	0.038	0.50	1	EPA SW846-8260B	10/21/2011 18:15	10/21/2011 18:15	SS
541-73-1	1,3-Dichlorobenzene	ND		ug/L	0.050	0.50	1	EPA SW846-8260B	10/21/2011 18:15	10/21/2011 18:15	SS
142-28-9	1,3-Dichloropropane	ND		ug/L	0.074	0.50	1	EPA SW846-8260B	10/21/2011 18:15	10/21/2011 18:15	SS
106-46-7	1,4-Dichlorobenzene	ND		ug/L	0.037	0.50	1	EPA SW846-8260B	10/21/2011 18:15	10/21/2011 18:15	SS
594-20-7	2,2-Dichloropropane	ND		ug/L	0.057	0.50	1	EPA SW846-8260B	10/21/2011 18:15	10/21/2011 18:15	SS
95-49-8	2-Chlorotoluene	ND		ug/L	0.090	0.50	1	EPA SW846-8260B	10/21/2011 18:15	10/21/2011 18:15	SS
591-78-6	2-Hexanone	ND		ug/L	0.089	0.50	1	EPA SW846-8260B	10/21/2011 18:15	10/21/2011 18:15	SS
106-43-4	4-Chlorotoluene	ND		ug/L	0.057	0.50	1	EPA SW846-8260B	10/21/2011 18:15	10/21/2011 18:15	SS
67-64-1	Acetone	ND		ug/L	1.1	2.0	1	EPA SW846-8260B	10/21/2011 18:15	10/21/2011 18:15	SS
71-43-2	Benzene	ND		ug/L	0.039	0.50	1	EPA SW846-8260B	10/21/2011 18:15	10/21/2011 18:15	SS
108-86-1	Bromobenzene	ND		ug/L	0.079	0.50	1	EPA SW846-8260B	10/21/2011 18:15	10/21/2011 18:15	SS
74-97-5	Bromochloromethane	ND		ug/L	0.092	0.50	1	EPA SW846-8260B	10/21/2011 18:15	10/21/2011 18:15	SS
75-27-4	Bromodichloromethane	ND		ug/L	0.044	0.50	1	EPA SW846-8260B	10/21/2011 18:15	10/21/2011 18:15	SS
75-25-2	Bromoform	ND		ug/L	0.10	0.50	1	EPA SW846-8260B	10/21/2011 18:15	10/21/2011 18:15	SS
74-83-9	Bromomethane	ND		ug/L	0.19	0.50	1	EPA SW846-8260B	10/21/2011 18:15	10/21/2011 18:15	SS
56-23-5	Carbon tetrachloride	ND		ug/L	0.045	0.50	1	EPA SW846-8260B	10/21/2011 18:15	10/21/2011 18:15	SS
108-90-7	Chlorobenzene	ND		ug/L	0.028	0.50	1	EPA SW846-8260B	10/21/2011 18:15	10/21/2011 18:15	SS

Sample Information

Client Sample ID: GWQ101811:1200NP1-1-9

York Sample ID: 11J0630-08

York Project (SDG) No.
11J0630

Client Project ID
Rowe Industries

Matrix
Water

Collection Date/Time
October 18, 2011 12:00 pm

Date Received
10/19/2011

Volatile Organics, 8260 List - Low Level

Log-in Notes:

Sample Notes:

Sample Prepared by Method: EPA 5030B

CAS No.	Parameter	Result	Flag	Units	MDL	RL	Dilution	Reference Method	Date/Time Prepared	Date/Time Analyzed	Analyst
75-00-3	Chloroethane	ND		ug/L	0.094	0.50	1	EPA SW846-8260B	10/21/2011 18:15	10/21/2011 18:15	SS
67-66-3	Chloroform	ND		ug/L	0.051	0.50	1	EPA SW846-8260B	10/21/2011 18:15	10/21/2011 18:15	SS
74-87-3	Chloromethane	ND		ug/L	0.045	0.50	1	EPA SW846-8260B	10/21/2011 18:15	10/21/2011 18:15	SS
156-59-2	cis-1,2-Dichloroethylene	ND		ug/L	0.030	0.50	1	EPA SW846-8260B	10/21/2011 18:15	10/21/2011 18:15	SS
10061-01-5	cis-1,3-Dichloropropylene	ND		ug/L	0.060	0.50	1	EPA SW846-8260B	10/21/2011 18:15	10/21/2011 18:15	SS
124-48-1	Dibromochloromethane	ND		ug/L	0.040	0.50	1	EPA SW846-8260B	10/21/2011 18:15	10/21/2011 18:15	SS
74-95-3	Dibromomethane	ND		ug/L	0.046	0.50	1	EPA SW846-8260B	10/21/2011 18:15	10/21/2011 18:15	SS
75-71-8	Dichlorodifluoromethane	ND		ug/L	0.12	0.50	1	EPA SW846-8260B	10/21/2011 18:15	10/21/2011 18:15	SS
100-41-4	Ethyl Benzene	ND		ug/L	0.036	0.50	1	EPA SW846-8260B	10/21/2011 18:15	10/21/2011 18:15	SS
87-68-3	Hexachlorobutadiene	ND		ug/L	0.052	0.50	1	EPA SW846-8260B	10/21/2011 18:15	10/21/2011 18:15	SS
98-82-8	Isopropylbenzene	ND		ug/L	0.090	0.50	1	EPA SW846-8260B	10/21/2011 18:15	10/21/2011 18:15	SS
1634-04-4	Methyl tert-butyl ether (MTBE)	ND		ug/L	0.081	0.50	1	EPA SW846-8260B	10/21/2011 18:15	10/21/2011 18:15	SS
75-09-2	Methylene chloride	0.42	J, B	ug/L	0.12	2.0	1	EPA SW846-8260B	10/21/2011 18:15	10/21/2011 18:15	SS
91-20-3	Naphthalene	ND		ug/L	0.040	2.0	1	EPA SW846-8260B	10/21/2011 18:15	10/21/2011 18:15	SS
104-51-8	n-Butylbenzene	ND		ug/L	0.028	0.50	1	EPA SW846-8260B	10/21/2011 18:15	10/21/2011 18:15	SS
103-65-1	n-Propylbenzene	ND		ug/L	0.075	0.50	1	EPA SW846-8260B	10/21/2011 18:15	10/21/2011 18:15	SS
95-47-6	o-Xylene	ND		ug/L	0.031	0.50	1	EPA SW846-8260B	10/21/2011 18:15	10/21/2011 18:15	SS
1330-20-7P/M	p- & m- Xylenes	ND		ug/L	0.086	1.0	1	EPA SW846-8260B	10/21/2011 18:15	10/21/2011 18:15	SS
99-87-6	p-Isopropyltoluene	ND		ug/L	0.072	0.50	1	EPA SW846-8260B	10/21/2011 18:15	10/21/2011 18:15	SS
135-98-8	sec-Butylbenzene	ND		ug/L	0.066	0.50	1	EPA SW846-8260B	10/21/2011 18:15	10/21/2011 18:15	SS
100-42-5	Styrene	ND		ug/L	0.030	0.50	1	EPA SW846-8260B	10/21/2011 18:15	10/21/2011 18:15	SS
98-06-6	tert-Butylbenzene	ND		ug/L	0.046	0.50	1	EPA SW846-8260B	10/21/2011 18:15	10/21/2011 18:15	SS
127-18-4	Tetrachloroethylene	ND		ug/L	0.054	0.50	1	EPA SW846-8260B	10/21/2011 18:15	10/21/2011 18:15	SS
108-88-3	Toluene	ND		ug/L	0.063	0.50	1	EPA SW846-8260B	10/21/2011 18:15	10/21/2011 18:15	SS
156-60-5	trans-1,2-Dichloroethylene	ND		ug/L	0.055	0.50	1	EPA SW846-8260B	10/21/2011 18:15	10/21/2011 18:15	SS
10061-02-6	trans-1,3-Dichloropropylene	ND		ug/L	0.044	0.50	1	EPA SW846-8260B	10/21/2011 18:15	10/21/2011 18:15	SS
79-01-6	Trichloroethylene	ND		ug/L	0.067	0.50	1	EPA SW846-8260B	10/21/2011 18:15	10/21/2011 18:15	SS
75-69-4	Trichlorofluoromethane	ND		ug/L	0.035	0.50	1	EPA SW846-8260B	10/21/2011 18:15	10/21/2011 18:15	SS
75-01-4	Vinyl Chloride	ND		ug/L	0.060	0.50	1	EPA SW846-8260B	10/21/2011 18:15	10/21/2011 18:15	SS
1330-20-7	Xylenes, Total	ND		ug/L	0.12	1.5	1	EPA SW846-8260B	10/21/2011 18:15	10/21/2011 18:15	SS

Notes and Definitions

J	Detected below the Reporting Limit but greater than or equal to the Method Detection Limit (MDL); therefore, the result is an estimated concentration.
B	Analyte is found in the associated analysis batch blank. For volatiles, methylene chloride and acetone are common lab contaminants. Data users should consider anything <10x the blank value as artifact.
<hr/>	
ND	Analyte NOT DETECTED at the stated Reporting Limit (RL) or above.
RL	REPORTING LIMIT - the minimum reportable value based upon the lowest point in the analyte calibration curve.
MDL	METHOD DETECTION LIMIT - the minimum concentration that can be measured and reported with a 99% confidence that the concentration is greater than zero. If requested or required, a value reported below the RL and above the MDL is considered estimated and is noted with a "J" flag.
NR	Not reported
RPD	Relative Percent Difference
Wet	The data has been reported on an as-received (wet weight) basis
Low Bias	Low Bias flag indicates that the recovery of the flagged analyte is below the laboratory or regulatory lower control limit. The data user should take note that this analyte may be biased low but should evaluate multiple lines of evidence including the LCS and site-specific MS/MSD data to draw bias conclusions. In cases where no site-specific MS/MSD was requested, only the LCS data can be used to evaluate such bias.
High Bias	High Bias flag indicates that the recovery of the flagged analyte is above the laboratory or regulatory upper control limit. The data user should take note that this analyte may be biased high but should evaluate multiple lines of evidence including the LCS and site-specific MS/MSD data to draw bias conclusions. In cases where no site-specific MS/MSD was requested, only the LCS data can be used to evaluate such bias.
Non-Dir.	Non-dir. flag (Non-Directional Bias) indicates that the Relative Percent Difference (RPD) (a measure of precision) among the MS and MSD data is outside the laboratory or regulatory control limit. This alerts the data user where the MS and MSD are from site-specific samples that the RPD is high due to either non-homogeneous distribution of target analyte between the MS/MSD or indicates poor reproducibility for other reasons.

Corrective Action:

YORK

ANALYTICAL LABORATORIES, INC.
120 RESEARCH DR. STRATFORD, CT 06615
(203) 325-1371 FAX (203) 357-0166

Field Chain-of-Custody Record

Page of

NOTE: York's Std. Terms & Conditions are listed on the back side of this document.
This document serves as your written authorization to York to proceed with the analyses requested and your signature binds you to York's Std. Terms & Conditions unless superseded by written contract.

York Project No. 11 J0630

Client Information		Report to:		Invoice To:		Client Project ID		Turn-Around Time		Report Type/Deliverables	
Company: <u>LBG</u>	<input checked="" type="checkbox"/> SAME	Name: <u>Tunde Sandor</u>	<input type="checkbox"/> Mark Goldberg	Name: <u>Mark Goldberg</u>		Rowe Industries		RUSH Same Day	Summary	x, pdf	
Address: <u>4 Research Drive, Suite 301, Shelton CT, 06484</u>	Company: <u>Same</u>	Company: <u>Same</u>	Address: <u>Same</u>	Company: <u>Same</u>		Purchase Order no. <u>NABSAG</u>		RUSH Next Day	QA/QC Summary	x, pdf	
Phone no.: <u>203-929-8555</u>	Address: <u>Same</u>	Address: <u>Same</u>	E-mail: <u>tsandor@lbgcd.com</u>	Address: <u>Same</u>		Samples from: <u>CT, NY, NJ, OTHER</u>		RUSH Two Day	CT RCP Pkg		
Contact Person <u>Tunde Sandor</u>	E-mail: <u>tsandor@lbgcd.com</u>	E-mail: <u>tsandor@lbgcd.com</u>	Fax No.: <u>203-926-9140</u>	E-mail: <u>tsandor@lbgcd.com</u>				RUSH Three Day	ASP A Pkg		
	Fax No.: <u>203-926-9140</u>	Fax No.: <u>203-926-9140</u>		Fax No.: <u>203-926-9140</u>				RUSH Four Day	ASP B Pkg		
								Standard (5-7 days)	Excel		
								OTHER	EDD		

Volatiles	Semi-Vols.	Metals	Misc. Org.	Full Lists	Miscellaneous Parameters	Special Instructions
8260 full 624 STARS BTEX MTBE TCLP list TAGM CT RCP Arom. Halog. App-IX 8021B list	8270 or 625 STARS BN Only Acids Only PAH TAGM CT RCP TCLP list THCs SPLP/TCLP 608 Pest TCLP PCB	RCRA8 PP13 TAL CT15 Total Disolved SPLP/TCLP TCLP Pest TCLP Herb Chlordane 608 Pest 608 PCB	TPH GRO TPH DRD CT ETPH NY 310-13 TPH 418.1 Air TO14A Air TO15 Air STARS Air VPH Air TCS Methane Hexam.	Pri. Poll. TCL Organics TAL MetCN Full TCLP Full App IX Part 360 Residue Part 360 Residue Part 360 Residue Part 360 Residue NYCDEP Sewer NYSDDEC Sewer TAGM	Nitrate Nitrite TKN Total Nitrogen Ammonia-N Chloride Phosphate Total Phos. Oil & Grease TSS Total Solids pH MBAS TPH-IR	Field Filtered <input type="checkbox"/> Lab to Filter <input type="checkbox"/>

Sample Identification	Date Sampled	Sample Matrix	Choose Analyses Needed from the Menu Above and Enter Below	Container Description(s)
6w2 101811:1030NF1-1-2	10/18/11 1030	GW	VOC 8260 full list (EPA SW846-8260B)	
6w2 101811:1030NF1-2MS	1030	GW	VOC 8260 full list (EPA SW846-8260B)	
6w2 101811:1030NF1-1-2MSD	1030	GW	VOC 8260 full list (EPA SW846-8260B)	
6w2 101811:1100NF1-1-3	1100	GW	VOC 8260 full list (EPA SW846-8260B)	
6w2 101811:1110NF1-1-4	1110	GW	VOC 8260 full list (EPA SW846-8260B)	
6w2 101811:1120NF1-1-5	1120	GW	VOC 8260 full list (EPA SW846-8260B)	
6w2 101811:1130NF1-1-6	1130	GW	VOC 8260 full list (EPA SW846-8260B)	
6w2 101811:1140NF1-1-7	1140	GW	VOC 8260 full list (EPA SW846-8260B)	
6w2 101811:1150NF1-1-8	1150	GW	VOC 8260 full list (EPA SW846-8260B)	
6w2 101811:1120NF1-1-9	1200	GW	VOC 8260 full list (EPA SW846-8260B)	

Comments	Preservation * those applicable	HNO3	H2SO4	NaOH	NONE	FRONEN	Temperature on Receipt
							4.2 °C
Samples Relinquished By <u>LBG FRIOSE</u> 10-19-11 3:00 pm		Samples Relinquished By <u>Mark Goldberg</u> 10-19-11 3:00 pm		Samples Received By <u>Mark Goldberg</u> 10-19-11 3:00 pm		Date/Time	
Samples Relinquished By <u>Mark Goldberg</u>		Samples Relinquished By <u>Mark Goldberg</u>		Samples Received in LAB by <u>Mark Goldberg</u>		Date/Time	

APPENDIX III
OCTOBER 2011 LABORATORY ANALYTICAL REPORTS
FOR AIR SAMPLES

YORK

ANALYTICAL LABORATORIES, INC.

Technical Report

prepared for:

Leggette Brashears & Graham Shelton Office

4 Research Drive, Suite 301

Shelton CT, 06484

Attention: Tunde Sandor

Report Date: 11/15/2011

Client Project ID: Rowe Industries

York Project (SDG) No.: 11J0632

CT License No. PH-0723

New Jersey License No. CT-005



New York License No. 10854

PA License No. 68-04440

Report Date: 11/15/2011
Client Project ID: Rowe Industries
York Project (SDG) No.: 11J0632

Leggette Brashears & Graham Shelton Office
4 Research Drive, Suite 301
Shelton CT, 06484
Attention: Tunde Sandor

Purpose and Results

This report contains the analytical data for the sample(s) identified on the attached chain-of-custody received in our laboratory on October 19, 2011 and listed below. The project was identified as your project: **Rowe Industries**.

The analyses were conducted utilizing appropriate EPA, Standard Methods, and ASTM methods as detailed in the data summary tables.

All samples were received in proper condition meeting the customary acceptance requirements for environmental samples except those indicated under the Notes section of this report.

All analyses met the method and laboratory standard operating procedure requirements except as indicated by any data flags, the meaning of which are explained in the attachment to this report, and case narrative if applicable.

The results of the analyses, which are all reported on dry weight basis (soils) unless otherwise noted, are detailed in the following pages.

Please contact Client Services at 203.325.1371 with any questions regarding this report.

<u>York Sample ID</u>	<u>Client Sample ID</u>	<u>Matrix</u>	<u>Date Collected</u>	<u>Date Received</u>
11J0632-01	AQ101811:1300NP4-1	Air	10/18/2011	10/19/2011
11J0632-02	AQ101811:1305NP4-2	Air	10/18/2011	10/19/2011
11J0632-03	AQ101811:1310NP4-3	Air	10/18/2011	10/19/2011

General Notes for York Project (SDG) No.: 11J0632

1. The RLs and MDLs (Reporting Limit and Method Detection Limit respectively) reported are adjusted for any dilution necessary due to the levels of target and/or non-target analytes and matrix interference. The RL(REPORTING LIMIT) is based upon the lowest standard utilized for the calibration where applicable.
2. Samples are retained for a period of thirty days after submittal of report, unless other arrangements are made.
3. York's liability for the above data is limited to the dollar value paid to York for the referenced project.
4. This report shall not be reproduced without the written approval of York Analytical Laboratories, Inc.
5. All samples were received in proper condition for analysis with proper documentation, unless otherwise noted.
6. All analyses conducted met method or Laboratory SOP requirements. See the Qualifiers and/or Narrative sections for further information.
7. It is noted that no analyses reported herein were subcontracted to another laboratory, unless noted in the report.
8. This report reflects results that relate only to the samples submitted on the attached chain-of-custody form(s) received by York.

Approved By:



Robert Q. Bradley
Executive Vice President / Laboratory Director

Date: 11/15/2011

YORK

Sample Information

Client Sample ID: AQ101811:1300NP4-1

York Sample ID: 11J0632-01

York Project (SDG) No.
11J0632

Client Project ID
Rowe Industries

Matrix
Air

Collection Date/Time
October 18, 2011 1:00 pm

Date Received
10/19/2011

Volatile Organics, EPA TO15 Full List

Sample Notes:

Sample Prepared by Method: EPA TO15 PREP

CAS No.	Parameter	Result	Flag	Units	MDL	RL	Dilution	Reference Method	Date/Time Prepared	Date/Time Analyzed	Analyst
71-55-6	1,1,1-Trichloroethane	17		ug/m ³	0.067	0.37	0.66666	EPA Compendium TO-15	11/14/2011 16:02	11/14/2011 16:02	TD
79-34-5	1,1,2,2-Tetrachloroethane	ND		ug/m ³	0.11	0.47	0.66666	EPA Compendium TO-15	11/14/2011 16:02	11/14/2011 16:02	TD
76-13-1	1,1,2-Trichloro-1,2,2-trifluoroethane (Freon 113)	ND		ug/m ³	0.036	0.52	0.66666	EPA Compendium TO-15	11/14/2011 16:02	11/14/2011 16:02	TD
79-00-5	1,1,2-Trichloroethane	ND		ug/m ³	0.092	0.37	0.66666	EPA Compendium TO-15	11/14/2011 16:02	11/14/2011 16:02	TD
75-34-3	1,1-Dichloroethane	8.1		ug/m ³	0.033	0.27	0.66666	EPA Compendium TO-15	11/14/2011 16:02	11/14/2011 16:02	TD
75-35-4	1,1-Dichloroethylene	ND		ug/m ³	0.040	0.27	0.66666	EPA Compendium TO-15	11/14/2011 16:02	11/14/2011 16:02	TD
120-82-1	1,2,4-Trichlorobenzene	2.7		ug/m ³	0.11	0.50	0.66666	EPA Compendium TO-15	11/14/2011 16:02	11/14/2011 16:02	TD
95-63-6	1,2,4-Trimethylbenzene	ND		ug/m ³	0.040	1.7	0.66666	EPA Compendium TO-15	11/14/2011 16:02	11/14/2011 16:02	TD
95-50-1	1,2-Dichlorobenzene	ND		ug/m ³	0.10	0.41	0.66666	EPA Compendium TO-15	11/14/2011 16:02	11/14/2011 16:02	TD
107-06-2	1,2-Dichloroethane	ND		ug/m ³	0.066	0.27	0.66666	EPA Compendium TO-15	11/14/2011 16:02	11/14/2011 16:02	TD
78-87-5	1,2-Dichloropropane	2.9		ug/m ³	0.069	0.31	0.66666	EPA Compendium TO-15	11/14/2011 16:02	11/14/2011 16:02	TD
76-14-2	1,2-Dichlorotetrafluoroethane	ND		ug/m ³	0.081	0.47	0.66666	EPA Compendium TO-15	11/14/2011 16:02	11/14/2011 16:02	TD
108-67-8	1,3,5-Trimethylbenzene	ND		ug/m ³	0.043	0.67	0.66666	EPA Compendium TO-15	11/14/2011 16:02	11/14/2011 16:02	TD
106-99-0	1,3-Butadiene	ND		ug/m ³	0.044	0.29	0.66666	EPA Compendium TO-15	11/14/2011 16:02	11/14/2011 16:02	TD
541-73-1	1,3-Dichlorobenzene	ND		ug/m ³	0.073	0.41	0.66666	EPA Compendium TO-15	11/14/2011 16:02	11/14/2011 16:02	TD
106-46-7	1,4-Dichlorobenzene	1.1		ug/m ³	0.090	0.41	0.66666	EPA Compendium TO-15	11/14/2011 16:02	11/14/2011 16:02	TD
123-91-1	1,4-Dioxane	ND		ug/m ³	0.22	2.4	0.66666	EPA Compendium TO-15	11/14/2011 16:02	11/14/2011 16:02	TD
540-84-1	2,2,4-Trimethylpentane	ND		ug/m ³	0.038	0.32	0.66666	EPA Compendium TO-15	11/14/2011 16:02	11/14/2011 16:02	TD
78-93-3	2-Butanone	5.9		ug/m ³	0.080	0.20	0.66666	EPA Compendium TO-15	11/14/2011 16:02	11/14/2011 16:02	TD
591-78-6	2-Hexanone	ND		ug/m ³	0.15	0.56	0.66666	EPA Compendium TO-15	11/14/2011 16:02	11/14/2011 16:02	TD
107-05-1	3-Chloropropene	ND		ug/m ³	0.038	2.1	0.66666	EPA Compendium TO-15	11/14/2011 16:02	11/14/2011 16:02	TD
108-10-1	4-Methyl-2-pentanone	ND		ug/m ³	0.10	0.28	0.66666	EPA Compendium TO-15	11/14/2011 16:02	11/14/2011 16:02	TD
67-64-1	Acetone	36	E	ug/m ³	0.050	0.16	0.66666	EPA Compendium TO-15	11/14/2011 16:02	11/14/2011 16:02	TD
71-43-2	Benzene	0.58		ug/m ³	0.032	0.22	0.66666	EPA Compendium TO-15	11/14/2011 16:02	11/14/2011 16:02	TD
100-44-7	Benzyl chloride	ND		ug/m ³	0.042	0.35	0.66666	EPA Compendium TO-15	11/14/2011 16:02	11/14/2011 16:02	TD
75-27-4	Bromodichloromethane	ND		ug/m ³	0.10	0.42	0.66666	EPA Compendium TO-15	11/14/2011 16:02	11/14/2011 16:02	TD
75-25-2	Bromoform	ND		ug/m ³	0.13	0.70	0.66666	EPA Compendium TO-15	11/14/2011 16:02	11/14/2011 16:02	TD
74-83-9	Bromomethane	ND		ug/m ³	0.032	0.26	0.66666	EPA Compendium TO-15	11/14/2011 16:02	11/14/2011 16:02	TD
75-15-0	Carbon disulfide	6.9		ug/m ³	0.025	0.21	0.66666	EPA Compendium TO-15	11/14/2011 16:02	11/14/2011 16:02	TD
56-23-5	Carbon tetrachloride	ND		ug/m ³	0.051	0.21	0.66666	EPA Compendium TO-15	11/14/2011 16:02	11/14/2011 16:02	TD
108-90-7	Chlorobenzene	ND		ug/m ³	0.056	0.31	0.66666	EPA Compendium TO-15	11/14/2011 16:02	11/14/2011 16:02	TD
75-00-3	Chloroethane	ND		ug/m ³	0.021	0.18	0.66666	EPA Compendium TO-15	11/14/2011 16:02	11/14/2011 16:02	TD
67-66-3	Chloroform	3.4		ug/m ³	0.050	0.33	0.66666	EPA Compendium TO-15	11/14/2011 16:02	11/14/2011 16:02	TD
74-87-3	Chloromethane	1.6		ug/m ³	0.042	0.14	0.66666	EPA Compendium TO-15	11/14/2011 16:02	11/14/2011 16:02	TD
156-59-2	cis-1,2-Dichloroethylene	ND		ug/m ³	0.046	0.27	0.66666	EPA Compendium TO-15	11/14/2011 16:02	11/14/2011 16:02	TD

Sample Information

Client Sample ID: AQ101811:1300NP4-1

York Sample ID: 11J0632-01

York Project (SDG) No.
11J0632

Client Project ID
Rowe Industries

Matrix
Air

Collection Date/Time
October 18, 2011 1:00 pm

Date Received
10/19/2011

Volatile Organics, EPA TO15 Full List

Sample Notes:

Sample Prepared by Method: EPA TO15 PREP

CAS No.	Parameter	Result	Flag	Units	MDL	RL	Dilution	Reference Method	Date/Time Prepared	Date/Time Analyzed	Analyst
10061-01-5	cis-1,3-Dichloropropylene	ND		ug/m ³	0.077	0.31	0.66666	EPA Compendium TO-15	11/14/2011 16:02	11/14/2011 16:02	TD
110-82-7	Cyclohexane	ND		ug/m ³	0.028	0.23	0.66666	EPA Compendium TO-15	11/14/2011 16:02	11/14/2011 16:02	TD
75-71-8	Dichlorodifluoromethane	2.5		ug/m ³	0.084	0.34	0.66666	EPA Compendium TO-15	11/14/2011 16:02	11/14/2011 16:02	TD
141-78-6	Ethyl acetate	ND		ug/m ³	0.061	0.24	0.66666	EPA Compendium TO-15	11/14/2011 16:02	11/14/2011 16:02	TD
100-41-4	Ethyl Benzene	0.32		ug/m ³	0.053	0.29	0.66666	EPA Compendium TO-15	11/14/2011 16:02	11/14/2011 16:02	TD
87-68-3	Hexachlorobutadiene	ND		ug/m ³	0.13	0.72	0.66666	EPA Compendium TO-15	11/14/2011 16:02	11/14/2011 16:02	TD
67-63-0	Isopropanol	ND		ug/m ³	0.058	0.17	0.66666	EPA Compendium TO-15	11/14/2011 16:02	11/14/2011 16:02	TD
1634-04-4	Methyl tert-butyl ether (MTBE)	ND		ug/m ³	0.029	0.24	0.66666	EPA Compendium TO-15	11/14/2011 16:02	11/14/2011 16:02	TD
75-09-2	Methylene chloride	9.5	B	ug/m ³	0.057	0.24	0.66666	EPA Compendium TO-15	11/14/2011 16:02	11/14/2011 16:02	TD
142-82-5	n-Heptane	ND		ug/m ³	0.033	0.28	0.66666	EPA Compendium TO-15	11/14/2011 16:02	11/14/2011 16:02	TD
110-54-3	n-Hexane	2.4		ug/m ³	0.029	0.24	0.66666	EPA Compendium TO-15	11/14/2011 16:02	11/14/2011 16:02	TD
95-47-6	o-Xylene	0.38		ug/m ³	0.053	0.29	0.66666	EPA Compendium TO-15	11/14/2011 16:02	11/14/2011 16:02	TD
1330-20-7P/M	p- & m- Xylenes	0.85		ug/m ³	0.10	0.29	0.66666	EPA Compendium TO-15	11/14/2011 16:02	11/14/2011 16:02	TD
622-96-8	p-Ethyltoluene	ND		ug/m ³	0.060	1.7	0.66666	EPA Compendium TO-15	11/14/2011 16:02	11/14/2011 16:02	TD
115-07-01	Propylene	ND		ug/m ³	0.054	0.12	0.66666	EPA Compendium TO-15	11/14/2011 16:02	11/14/2011 16:02	TD
100-42-5	Styrene	0.49		ug/m ³	0.052	0.29	0.66666	EPA Compendium TO-15	11/14/2011 16:02	11/14/2011 16:02	TD
127-18-4	Tetrachloroethylene	37		ug/m ³	0.055	0.46	0.66666	EPA Compendium TO-15	11/14/2011 16:02	11/14/2011 16:02	TD
109-99-9	Tetrahydrofuran	ND		ug/m ³	0.050	0.20	0.66666	EPA Compendium TO-15	11/14/2011 16:02	11/14/2011 16:02	TD
108-88-3	Toluene	1.0		ug/m ³	0.061	0.26	0.66666	EPA Compendium TO-15	11/14/2011 16:02	11/14/2011 16:02	TD
156-60-5	trans-1,2-Dichloroethylene	ND		ug/m ³	0.032	0.27	0.66666	EPA Compendium TO-15	11/14/2011 16:02	11/14/2011 16:02	TD
10061-02-6	trans-1,3-Dichloropropylene	ND		ug/m ³	0.055	0.31	0.66666	EPA Compendium TO-15	11/14/2011 16:02	11/14/2011 16:02	TD
79-01-6	Trichloroethylene	3.1		ug/m ³	0.044	0.18	0.66666	EPA Compendium TO-15	11/14/2011 16:02	11/14/2011 16:02	TD
75-69-4	Trichlorofluoromethane (Freon 11)	5.6		ug/m ³	0.023	0.38	0.66666	EPA Compendium TO-15	11/14/2011 16:02	11/14/2011 16:02	TD
108-05-4	Vinyl acetate	ND		ug/m ³	0.036	0.48	0.66666	EPA Compendium TO-15	11/14/2011 16:02	11/14/2011 16:02	TD
593-60-2	Vinyl bromide	ND		ug/m ³	0.044	0.30	0.66666	EPA Compendium TO-15	11/14/2011 16:02	11/14/2011 16:02	TD
75-01-4	Vinyl Chloride	ND		ug/m ³	0.042	0.35	0.66666	EPA Compendium TO-15	11/14/2011 16:02	11/14/2011 16:02	TD
Surrogate Recoveries		Result	Acceptance Range								
460-00-4	Surrogate: p-Bromofluorobenzene	97.3 %	70-130								

Sample Information

Client Sample ID: AQ101811:1305NP4-2

York Sample ID: 11J0632-02

York Project (SDG) No.
11J0632

Client Project ID
Rowe Industries

Matrix
Air

Collection Date/Time
October 18, 2011 1:05 pm

Date Received
10/19/2011

Volatile Organics, EPA TO15 Full List

Sample Notes:

Sample Information

Client Sample ID: AQ101811:1305NP4-2

York Sample ID: 11J0632-02

York Project (SDG) No.
11J0632

Client Project ID
Rowe Industries

Matrix
Air

Collection Date/Time
October 18, 2011 1:05 pm

Date Received
10/19/2011

Sample Prepared by Method: EPA TO15 PREP

CAS No.	Parameter	Result	Flag	Units	MDL	RL	Dilution	Reference Method	Date/Time Prepared	Date/Time Analyzed	Analyst
71-55-6	1,1,1-Trichloroethane	11		ug/m ³	0.067	0.37	0.66666	EPA Compendium TO-15	11/14/2011 16:58	11/14/2011 16:58	TD
79-34-5	1,1,2,2-Tetrachloroethane	ND		ug/m ³	0.11	0.47	0.66666	EPA Compendium TO-15	11/14/2011 16:58	11/14/2011 16:58	TD
76-13-1	1,1,2-Trichloro-1,2,2-trifluoroethane (Freon 113)	3.6		ug/m ³	0.036	0.52	0.66666	EPA Compendium TO-15	11/14/2011 16:58	11/14/2011 16:58	TD
79-00-5	1,1,2-Trichloroethane	ND		ug/m ³	0.092	0.37	0.66666	EPA Compendium TO-15	11/14/2011 16:58	11/14/2011 16:58	TD
75-34-3	1,1-Dichloroethane	5.4		ug/m ³	0.033	0.27	0.66666	EPA Compendium TO-15	11/14/2011 16:58	11/14/2011 16:58	TD
75-35-4	1,1-Dichloroethylene	ND		ug/m ³	0.040	0.27	0.66666	EPA Compendium TO-15	11/14/2011 16:58	11/14/2011 16:58	TD
120-82-1	1,2,4-Trichlorobenzene	6.1		ug/m ³	0.11	0.50	0.66666	EPA Compendium TO-15	11/14/2011 16:58	11/14/2011 16:58	TD
95-63-6	1,2,4-Trimethylbenzene	ND		ug/m ³	0.040	1.7	0.66666	EPA Compendium TO-15	11/14/2011 16:58	11/14/2011 16:58	TD
95-50-1	1,2-Dichlorobenzene	3.3		ug/m ³	0.10	0.41	0.66666	EPA Compendium TO-15	11/14/2011 16:58	11/14/2011 16:58	TD
107-06-2	1,2-Dichloroethane	ND		ug/m ³	0.066	0.27	0.66666	EPA Compendium TO-15	11/14/2011 16:58	11/14/2011 16:58	TD
78-87-5	1,2-Dichloropropane	ND		ug/m ³	0.069	0.31	0.66666	EPA Compendium TO-15	11/14/2011 16:58	11/14/2011 16:58	TD
76-14-2	1,2-Dichlorotetrafluoroethane	ND		ug/m ³	0.081	0.47	0.66666	EPA Compendium TO-15	11/14/2011 16:58	11/14/2011 16:58	TD
108-67-8	1,3,5-Trimethylbenzene	ND		ug/m ³	0.043	0.67	0.66666	EPA Compendium TO-15	11/14/2011 16:58	11/14/2011 16:58	TD
106-99-0	1,3-Butadiene	ND		ug/m ³	0.044	0.29	0.66666	EPA Compendium TO-15	11/14/2011 16:58	11/14/2011 16:58	TD
541-73-1	1,3-Dichlorobenzene	3.6		ug/m ³	0.073	0.41	0.66666	EPA Compendium TO-15	11/14/2011 16:58	11/14/2011 16:58	TD
106-46-7	1,4-Dichlorobenzene	4.8		ug/m ³	0.090	0.41	0.66666	EPA Compendium TO-15	11/14/2011 16:58	11/14/2011 16:58	TD
123-91-1	1,4-Dioxane	ND		ug/m ³	0.22	2.4	0.66666	EPA Compendium TO-15	11/14/2011 16:58	11/14/2011 16:58	TD
540-84-1	2,2,4-Trimethylpentane	ND		ug/m ³	0.038	0.32	0.66666	EPA Compendium TO-15	11/14/2011 16:58	11/14/2011 16:58	TD
78-93-3	2-Butanone	7.6		ug/m ³	0.080	0.20	0.66666	EPA Compendium TO-15	11/14/2011 16:58	11/14/2011 16:58	TD
591-78-6	2-Hexanone	ND		ug/m ³	0.15	0.56	0.66666	EPA Compendium TO-15	11/14/2011 16:58	11/14/2011 16:58	TD
107-05-1	3-Chloropropene	ND		ug/m ³	0.038	2.1	0.66666	EPA Compendium TO-15	11/14/2011 16:58	11/14/2011 16:58	TD
108-10-1	4-Methyl-2-pentanone	ND		ug/m ³	0.10	0.28	0.66666	EPA Compendium TO-15	11/14/2011 16:58	11/14/2011 16:58	TD
67-64-1	Acetone	34		ug/m ³	0.50	1.6	6.6666	EPA Compendium TO-15	11/14/2011 16:58	11/14/2011 19:36	TD
71-43-2	Benzene	1.1		ug/m ³	0.032	0.22	0.66666	EPA Compendium TO-15	11/14/2011 16:58	11/14/2011 16:58	TD
100-44-7	Benzyl chloride	5.9		ug/m ³	0.042	0.35	0.66666	EPA Compendium TO-15	11/14/2011 16:58	11/14/2011 16:58	TD
75-27-4	Bromodichloromethane	ND		ug/m ³	0.10	0.42	0.66666	EPA Compendium TO-15	11/14/2011 16:58	11/14/2011 16:58	TD
75-25-2	Bromoform	3.9		ug/m ³	0.13	0.70	0.66666	EPA Compendium TO-15	11/14/2011 16:58	11/14/2011 16:58	TD
74-83-9	Bromomethane	ND		ug/m ³	0.032	0.26	0.66666	EPA Compendium TO-15	11/14/2011 16:58	11/14/2011 16:58	TD
75-15-0	Carbon disulfide	9.8		ug/m ³	0.025	0.21	0.66666	EPA Compendium TO-15	11/14/2011 16:58	11/14/2011 16:58	TD
56-23-5	Carbon tetrachloride	ND		ug/m ³	0.051	0.21	0.66666	EPA Compendium TO-15	11/14/2011 16:58	11/14/2011 16:58	TD
108-90-7	Chlorobenzene	0.81		ug/m ³	0.056	0.31	0.66666	EPA Compendium TO-15	11/14/2011 16:58	11/14/2011 16:58	TD
75-00-3	Chloroethane	ND		ug/m ³	0.021	0.18	0.66666	EPA Compendium TO-15	11/14/2011 16:58	11/14/2011 16:58	TD
67-66-3	Chloroform	1.5		ug/m ³	0.050	0.33	0.66666	EPA Compendium TO-15	11/14/2011 16:58	11/14/2011 16:58	TD
74-87-3	Chloromethane	1.5		ug/m ³	0.042	0.14	0.66666	EPA Compendium TO-15	11/14/2011 16:58	11/14/2011 16:58	TD
156-59-2	cis-1,2-Dichloroethylene	ND		ug/m ³	0.046	0.27	0.66666	EPA Compendium TO-15	11/14/2011 16:58	11/14/2011 16:58	TD
10061-01-5	cis-1,3-Dichloropropylene	ND		ug/m ³	0.077	0.31	0.66666	EPA Compendium TO-15	11/14/2011 16:58	11/14/2011 16:58	TD
110-82-7	Cyclohexane	ND		ug/m ³	0.028	0.23	0.66666	EPA Compendium TO-15	11/14/2011 16:58	11/14/2011 16:58	TD

Sample Information

Client Sample ID: AQ101811:1305NP4-2

York Sample ID: 11J0632-02

York Project (SDG) No.
11J0632

Client Project ID
Rowe Industries

Matrix
Air

Collection Date/Time
October 18, 2011 1:05 pm

Date Received
10/19/2011

Volatile Organics, EPA TO15 Full List

Sample Notes:

Sample Prepared by Method: EPA TO15 PREP

CAS No.	Parameter	Result	Flag	Units	MDL	RL	Dilution	Reference Method	Date/Time Prepared	Date/Time Analyzed	Analyst
75-71-8	Dichlorodifluoromethane	3.1		ug/m ³	0.084	0.34	0.66666	EPA Compendium TO-15	11/14/2011 16:58	11/14/2011 16:58	TD
141-78-6	Ethyl acetate	ND		ug/m ³	0.061	0.24	0.66666	EPA Compendium TO-15	11/14/2011 16:58	11/14/2011 16:58	TD
100-41-4	Ethyl Benzene	0.62		ug/m ³	0.053	0.29	0.66666	EPA Compendium TO-15	11/14/2011 16:58	11/14/2011 16:58	TD
87-68-3	Hexachlorobutadiene	3.8		ug/m ³	0.13	0.72	0.66666	EPA Compendium TO-15	11/14/2011 16:58	11/14/2011 16:58	TD
67-63-0	Isopropanol	ND		ug/m ³	0.058	0.17	0.66666	EPA Compendium TO-15	11/14/2011 16:58	11/14/2011 16:58	TD
1634-04-4	Methyl tert-butyl ether (MTBE)	ND		ug/m ³	0.029	0.24	0.66666	EPA Compendium TO-15	11/14/2011 16:58	11/14/2011 16:58	TD
75-09-2	Methylene chloride	69	B	ug/m ³	0.57	2.4	6.6666	EPA Compendium TO-15	11/14/2011 16:58	11/14/2011 19:36	TD
142-82-5	n-Heptane	ND		ug/m ³	0.033	0.28	0.66666	EPA Compendium TO-15	11/14/2011 16:58	11/14/2011 16:58	TD
110-54-3	n-Hexane	54		ug/m ³	0.29	2.4	6.6666	EPA Compendium TO-15	11/14/2011 16:58	11/14/2011 19:36	TD
95-47-6	o-Xylene	0.65		ug/m ³	0.053	0.29	0.66666	EPA Compendium TO-15	11/14/2011 16:58	11/14/2011 16:58	TD
1330-20-7P/M	p- & m- Xylenes	1.6		ug/m ³	0.10	0.29	0.66666	EPA Compendium TO-15	11/14/2011 16:58	11/14/2011 16:58	TD
622-96-8	p-Ethyltoluene	ND		ug/m ³	0.060	1.7	0.66666	EPA Compendium TO-15	11/14/2011 16:58	11/14/2011 16:58	TD
115-07-01	Propylene	ND		ug/m ³	0.054	0.12	0.66666	EPA Compendium TO-15	11/14/2011 16:58	11/14/2011 16:58	TD
100-42-5	Styrene	1.4		ug/m ³	0.052	0.29	0.66666	EPA Compendium TO-15	11/14/2011 16:58	11/14/2011 16:58	TD
127-18-4	Tetrachloroethylene	110		ug/m ³	0.55	4.6	6.6666	EPA Compendium TO-15	11/14/2011 16:58	11/14/2011 19:36	TD
109-99-9	Tetrahydrofuran	1.8		ug/m ³	0.050	0.20	0.66666	EPA Compendium TO-15	11/14/2011 16:58	11/14/2011 16:58	TD
108-88-3	Toluene	1.6		ug/m ³	0.061	0.26	0.66666	EPA Compendium TO-15	11/14/2011 16:58	11/14/2011 16:58	TD
156-60-5	trans-1,2-Dichloroethylene	ND		ug/m ³	0.032	0.27	0.66666	EPA Compendium TO-15	11/14/2011 16:58	11/14/2011 16:58	TD
10061-02-6	trans-1,3-Dichloropropylene	1.4		ug/m ³	0.055	0.31	0.66666	EPA Compendium TO-15	11/14/2011 16:58	11/14/2011 16:58	TD
79-01-6	Trichloroethylene	14		ug/m ³	0.044	0.18	0.66666	EPA Compendium TO-15	11/14/2011 16:58	11/14/2011 16:58	TD
75-69-4	Trichlorofluoromethane (Freon 11)	17		ug/m ³	0.023	0.38	0.66666	EPA Compendium TO-15	11/14/2011 16:58	11/14/2011 16:58	TD
108-05-4	Vinyl acetate	ND		ug/m ³	0.036	0.48	0.66666	EPA Compendium TO-15	11/14/2011 16:58	11/14/2011 16:58	TD
593-60-2	Vinyl bromide	ND		ug/m ³	0.044	0.30	0.66666	EPA Compendium TO-15	11/14/2011 16:58	11/14/2011 16:58	TD
75-01-4	Vinyl Chloride	ND		ug/m ³	0.042	0.35	0.66666	EPA Compendium TO-15	11/14/2011 16:58	11/14/2011 16:58	TD
	Surrogate Recoveries	Result			Acceptance Range						
460-00-4	Surrogate: p-Bromofluorobenzene	100 %			70-130						

Sample Information

Client Sample ID: AQ101811:1310NP4-3

York Sample ID: 11J0632-03

York Project (SDG) No.
11J0632

Client Project ID
Rowe Industries

Matrix
Air

Collection Date/Time
October 18, 2011 1:10 pm

Date Received
10/19/2011

Volatile Organics, EPA TO15 Full List

Sample Notes:

Sample Prepared by Method: EPA TO15 PREP

CAS No.	Parameter	Result	Flag	Units	MDL	RL	Dilution	Reference Method	Date/Time Prepared	Date/Time Analyzed	Analyst
71-55-6	1,1,1-Trichloroethane	ND		ug/m ³	0.067	0.37	0.66666	EPA Compendium TO-15	11/14/2011 17:53	11/14/2011 17:53	TD

Sample Information

Client Sample ID: AQ101811:1310NP4-3

York Sample ID: 11J0632-03

York Project (SDG) No.
11J0632

Client Project ID
Rowe Industries

Matrix
Air

Collection Date/Time
October 18, 2011 1:10 pm

Date Received
10/19/2011

Volatile Organics, EPA TO15 Full List

Sample Notes:

Sample Prepared by Method: EPA TO15 PREP

CAS No.	Parameter	Result	Flag	Units	MDL	RL	Dilution	Reference Method	Date/Time Prepared	Date/Time Analyzed	Analyst
79-34-5	1,1,2,2-Tetrachloroethane	ND		ug/m ³	0.11	0.47	0.66666	EPA Compendium TO-15	11/14/2011 17:53	11/14/2011 17:53	TD
76-13-1	1,1,2-Trichloro-1,2,2-trifluoroethane (Freon 113)	ND		ug/m ³	0.036	0.52	0.66666	EPA Compendium TO-15	11/14/2011 17:53	11/14/2011 17:53	TD
79-00-5	1,1,2-Trichloroethane	ND		ug/m ³	0.092	0.37	0.66666	EPA Compendium TO-15	11/14/2011 17:53	11/14/2011 17:53	TD
75-34-3	1,1-Dichloroethane	ND		ug/m ³	0.033	0.27	0.66666	EPA Compendium TO-15	11/14/2011 17:53	11/14/2011 17:53	TD
75-35-4	1,1-Dichloroethylene	ND		ug/m ³	0.040	0.27	0.66666	EPA Compendium TO-15	11/14/2011 17:53	11/14/2011 17:53	TD
120-82-1	1,2,4-Trichlorobenzene	ND		ug/m ³	0.11	0.50	0.66666	EPA Compendium TO-15	11/14/2011 17:53	11/14/2011 17:53	TD
95-63-6	1,2,4-Trimethylbenzene	ND		ug/m ³	0.040	1.7	0.66666	EPA Compendium TO-15	11/14/2011 17:53	11/14/2011 17:53	TD
95-50-1	1,2-Dichlorobenzene	ND		ug/m ³	0.10	0.41	0.66666	EPA Compendium TO-15	11/14/2011 17:53	11/14/2011 17:53	TD
107-06-2	1,2-Dichloroethane	ND		ug/m ³	0.066	0.27	0.66666	EPA Compendium TO-15	11/14/2011 17:53	11/14/2011 17:53	TD
78-87-5	1,2-Dichloropropane	ND		ug/m ³	0.069	0.31	0.66666	EPA Compendium TO-15	11/14/2011 17:53	11/14/2011 17:53	TD
76-14-2	1,2-Dichlorotetrafluoroethane	ND		ug/m ³	0.081	0.47	0.66666	EPA Compendium TO-15	11/14/2011 17:53	11/14/2011 17:53	TD
108-67-8	1,3,5-Trimethylbenzene	ND		ug/m ³	0.043	0.67	0.66666	EPA Compendium TO-15	11/14/2011 17:53	11/14/2011 17:53	TD
106-99-0	1,3-Butadiene	ND		ug/m ³	0.044	0.29	0.66666	EPA Compendium TO-15	11/14/2011 17:53	11/14/2011 17:53	TD
541-73-1	1,3-Dichlorobenzene	ND		ug/m ³	0.073	0.41	0.66666	EPA Compendium TO-15	11/14/2011 17:53	11/14/2011 17:53	TD
106-46-7	1,4-Dichlorobenzene	ND		ug/m ³	0.090	0.41	0.66666	EPA Compendium TO-15	11/14/2011 17:53	11/14/2011 17:53	TD
123-91-1	1,4-Dioxane	ND		ug/m ³	0.22	2.4	0.66666	EPA Compendium TO-15	11/14/2011 17:53	11/14/2011 17:53	TD
540-84-1	2,2,4-Trimethylpentane	ND		ug/m ³	0.038	0.32	0.66666	EPA Compendium TO-15	11/14/2011 17:53	11/14/2011 17:53	TD
78-93-3	2-Butanone	4.2		ug/m ³	0.080	0.20	0.66666	EPA Compendium TO-15	11/14/2011 17:53	11/14/2011 17:53	TD
591-78-6	2-Hexanone	ND		ug/m ³	0.15	0.56	0.66666	EPA Compendium TO-15	11/14/2011 17:53	11/14/2011 17:53	TD
107-05-1	3-Chloropropene	ND		ug/m ³	0.038	2.1	0.66666	EPA Compendium TO-15	11/14/2011 17:53	11/14/2011 17:53	TD
108-10-1	4-Methyl-2-pentanone	ND		ug/m ³	0.10	0.28	0.66666	EPA Compendium TO-15	11/14/2011 17:53	11/14/2011 17:53	TD
67-64-1	Acetone	25		ug/m ³	0.050	0.16	0.66666	EPA Compendium TO-15	11/14/2011 17:53	11/14/2011 17:53	TD
71-43-2	Benzene	7.2		ug/m ³	0.032	0.22	0.66666	EPA Compendium TO-15	11/14/2011 17:53	11/14/2011 17:53	TD
100-44-7	Benzyl chloride	ND		ug/m ³	0.042	0.35	0.66666	EPA Compendium TO-15	11/14/2011 17:53	11/14/2011 17:53	TD
75-27-4	Bromodichloromethane	ND		ug/m ³	0.10	0.42	0.66666	EPA Compendium TO-15	11/14/2011 17:53	11/14/2011 17:53	TD
75-25-2	Bromoform	ND		ug/m ³	0.13	0.70	0.66666	EPA Compendium TO-15	11/14/2011 17:53	11/14/2011 17:53	TD
74-83-9	Bromomethane	ND		ug/m ³	0.032	0.26	0.66666	EPA Compendium TO-15	11/14/2011 17:53	11/14/2011 17:53	TD
75-15-0	Carbon disulfide	5.9		ug/m ³	0.025	0.21	0.66666	EPA Compendium TO-15	11/14/2011 17:53	11/14/2011 17:53	TD
56-23-5	Carbon tetrachloride	ND		ug/m ³	0.051	0.21	0.66666	EPA Compendium TO-15	11/14/2011 17:53	11/14/2011 17:53	TD
108-90-7	Chlorobenzene	ND		ug/m ³	0.056	0.31	0.66666	EPA Compendium TO-15	11/14/2011 17:53	11/14/2011 17:53	TD
75-00-3	Chloroethane	ND		ug/m ³	0.021	0.18	0.66666	EPA Compendium TO-15	11/14/2011 17:53	11/14/2011 17:53	TD
67-66-3	Chloroform	ND		ug/m ³	0.050	0.33	0.66666	EPA Compendium TO-15	11/14/2011 17:53	11/14/2011 17:53	TD
74-87-3	Chloromethane	1.5		ug/m ³	0.042	0.14	0.66666	EPA Compendium TO-15	11/14/2011 17:53	11/14/2011 17:53	TD
156-59-2	cis-1,2-Dichloroethylene	ND		ug/m ³	0.046	0.27	0.66666	EPA Compendium TO-15	11/14/2011 17:53	11/14/2011 17:53	TD

Sample Information

Client Sample ID: AQ101811:1310NP4-3

York Sample ID: 11J0632-03

York Project (SDG) No.
11J0632

Client Project ID
Rowe Industries

Matrix
Air

Collection Date/Time
October 18, 2011 1:10 pm

Date Received
10/19/2011

Volatile Organics, EPA TO15 Full List

Sample Notes:

Sample Prepared by Method: EPA TO15 PREP

CAS No.	Parameter	Result	Flag	Units	MDL	RL	Dilution	Reference Method	Date/Time Prepared	Date/Time Analyzed	Analyst
10061-01-5	cis-1,3-Dichloropropylene	ND		ug/m ³	0.077	0.31	0.66666	EPA Compendium TO-15	11/14/2011 17:53	11/14/2011 17:53	TD
110-82-7	Cyclohexane	ND		ug/m ³	0.028	0.23	0.66666	EPA Compendium TO-15	11/14/2011 17:53	11/14/2011 17:53	TD
75-71-8	Dichlorodifluoromethane	3.2		ug/m ³	0.084	0.34	0.66666	EPA Compendium TO-15	11/14/2011 17:53	11/14/2011 17:53	TD
141-78-6	Ethyl acetate	ND		ug/m ³	0.061	0.24	0.66666	EPA Compendium TO-15	11/14/2011 17:53	11/14/2011 17:53	TD
100-41-4	Ethyl Benzene	ND		ug/m ³	0.053	0.29	0.66666	EPA Compendium TO-15	11/14/2011 17:53	11/14/2011 17:53	TD
87-68-3	Hexachlorobutadiene	ND		ug/m ³	0.13	0.72	0.66666	EPA Compendium TO-15	11/14/2011 17:53	11/14/2011 17:53	TD
67-63-0	Isopropanol	ND		ug/m ³	0.058	0.17	0.66666	EPA Compendium TO-15	11/14/2011 17:53	11/14/2011 17:53	TD
1634-04-4	Methyl tert-butyl ether (MTBE)	ND		ug/m ³	0.029	0.24	0.66666	EPA Compendium TO-15	11/14/2011 17:53	11/14/2011 17:53	TD
75-09-2	Methylene chloride	5.7	B	ug/m ³	0.057	0.24	0.66666	EPA Compendium TO-15	11/14/2011 17:53	11/14/2011 17:53	TD
142-82-5	n-Heptane	ND		ug/m ³	0.033	0.28	0.66666	EPA Compendium TO-15	11/14/2011 17:53	11/14/2011 17:53	TD
110-54-3	n-Hexane	1.6		ug/m ³	0.029	0.24	0.66666	EPA Compendium TO-15	11/14/2011 17:53	11/14/2011 17:53	TD
95-47-6	o-Xylene	ND		ug/m ³	0.053	0.29	0.66666	EPA Compendium TO-15	11/14/2011 17:53	11/14/2011 17:53	TD
1330-20-7P/M	p- & m- Xylenes	ND		ug/m ³	0.10	0.29	0.66666	EPA Compendium TO-15	11/14/2011 17:53	11/14/2011 17:53	TD
622-96-8	p-Ethyltoluene	ND		ug/m ³	0.060	1.7	0.66666	EPA Compendium TO-15	11/14/2011 17:53	11/14/2011 17:53	TD
115-07-01	Propylene	ND		ug/m ³	0.054	0.12	0.66666	EPA Compendium TO-15	11/14/2011 17:53	11/14/2011 17:53	TD
100-42-5	Styrene	ND		ug/m ³	0.052	0.29	0.66666	EPA Compendium TO-15	11/14/2011 17:53	11/14/2011 17:53	TD
127-18-4	Tetrachloroethylene	0.83		ug/m ³	0.055	0.46	0.66666	EPA Compendium TO-15	11/14/2011 17:53	11/14/2011 17:53	TD
109-99-9	Tetrahydrofuran	ND		ug/m ³	0.050	0.20	0.66666	EPA Compendium TO-15	11/14/2011 17:53	11/14/2011 17:53	TD
108-88-3	Toluene	0.69		ug/m ³	0.061	0.26	0.66666	EPA Compendium TO-15	11/14/2011 17:53	11/14/2011 17:53	TD
156-60-5	trans-1,2-Dichloroethylene	ND		ug/m ³	0.032	0.27	0.66666	EPA Compendium TO-15	11/14/2011 17:53	11/14/2011 17:53	TD
10061-02-6	trans-1,3-Dichloropropylene	ND		ug/m ³	0.055	0.31	0.66666	EPA Compendium TO-15	11/14/2011 17:53	11/14/2011 17:53	TD
79-01-6	Trichloroethylene	ND		ug/m ³	0.044	0.18	0.66666	EPA Compendium TO-15	11/14/2011 17:53	11/14/2011 17:53	TD
75-69-4	Trichlorofluoromethane (Freon 11)	2.9		ug/m ³	0.023	0.38	0.66666	EPA Compendium TO-15	11/14/2011 17:53	11/14/2011 17:53	TD
108-05-4	Vinyl acetate	ND		ug/m ³	0.036	0.48	0.66666	EPA Compendium TO-15	11/14/2011 17:53	11/14/2011 17:53	TD
593-60-2	Vinyl bromide	ND		ug/m ³	0.044	0.30	0.66666	EPA Compendium TO-15	11/14/2011 17:53	11/14/2011 17:53	TD
75-01-4	Vinyl Chloride	ND		ug/m ³	0.042	0.35	0.66666	EPA Compendium TO-15	11/14/2011 17:53	11/14/2011 17:53	TD
Surrogate Recoveries		Result			Acceptance Range						
460-00-4	Surrogate: p-Bromofluorobenzene	97.4 %			70-130						

Analytical Batch Summary

Batch ID: BK10598

Preparation Method: EPA TO15 PREP

Prepared By: TD

YORK Sample ID	Client Sample ID	Preparation Date
11J0632-01	AQ101811:1300NP4-1	11/14/11
11J0632-02	AQ101811:1305NP4-2	11/14/11
11J0632-03	AQ101811:1310NP4-3	11/14/11
BK10598-BLK1	Blank	11/14/11
BK10598-BS1	LCS	11/14/11
BK10598-DUP1	Duplicate	11/14/11

Volatile Organic Compounds by EPA Compendium TO14A/TO15 - Quality Control Data

York Analytical Laboratories, Inc.

Analyte	Result	Reporting	Units	Spike	Source*	%REC	%REC	Flag	RPD	RPD	Flag
		Limit			Result					Limit	

Batch BK10598 - EPA TO15 PREP

Blank (BK10598-BLK1)

Prepared & Analyzed: 11/14/2011

Vinyl Chloride	ND	0.52	ug/m ³
Vinyl bromide	ND	0.44	"
Vinyl acetate	ND	0.72	"
Trichloroethylene	ND	0.27	"
trans-1,3-Dichloropropylene	ND	0.46	"
trans-1,2-Dichloroethylene	ND	0.40	"
Toluene	ND	0.38	"
Tetrahydrofuran	ND	0.30	"
Tetrachloroethylene	ND	0.69	"
Styrene	ND	0.43	"
Propylene	ND	0.18	"
p-Ethyltoluene	ND	2.5	"
p- & m- Xylenes	ND	0.44	"
o-Xylene	ND	0.44	"
n-Hexane	ND	0.36	"
n-Heptane	ND	0.42	"
Methylene chloride	0.95	0.35	"
Methyl tert-butyl ether (MTBE)	ND	0.37	"
4-Methyl-2-pentanone	ND	0.42	"
Isopropanol	ND	0.25	"
Hexachlorobutadiene	ND	1.1	"
Ethyl Benzene	ND	0.44	"
Ethyl acetate	ND	0.37	"
Cyclohexane	ND	0.35	"
cis-1,3-Dichloropropylene	ND	0.46	"
cis-1,2-Dichloroethylene	ND	0.40	"
Chloromethane	ND	0.21	"
Chloroform	ND	0.50	"
Chloroethane	ND	0.27	"
Carbon tetrachloride	ND	0.32	"
Carbon disulfide	ND	0.32	"
Bromomethane	ND	0.39	"
Bromoform	ND	1.1	"
Bromodichloromethane	ND	0.63	"
Benzyl chloride	ND	0.53	"
Benzene	ND	0.32	"
Acetone	ND	0.24	"
3-Chloropropene	ND	3.2	"
2-Hexanone	ND	0.83	"
2-Butanone	ND	0.30	"
2,2,4-Trimethylpentane	ND	0.48	"
1,4-Dioxane	ND	3.7	"
1,4-Dichlorobenzene	ND	0.61	"
1,3-Dichlorobenzene	ND	0.61	"
1,3-Butadiene	ND	0.44	"
1,3,5-Trimethylbenzene	ND	1.0	"
1,2-Dichlorotetrafluoroethane	ND	0.71	"
1,2-Dichloropropane	ND	0.47	"
1,2-Dichloroethane	ND	0.41	"
1,2-Dichlorobenzene	ND	0.61	"
1,2,4-Trimethylbenzene	ND	2.5	"
1,2,4-Trichlorobenzene	ND	0.75	"
1,1-Dichloroethylene	ND	0.40	"
1,1-Dichloroethane	ND	0.41	"

Volatile Organic Compounds by EPA Compendium TO14A/TO15 - Quality Control Data

York Analytical Laboratories, Inc.

Analyte	Result	Reporting Limit	Units	Spike Level	Source* Result	%REC Limits	Flag	RPD	Limit	Flag
Batch BK10598 - EPA TO15 PREP										
Blank (BK10598-BLK1)										
Prepared & Analyzed: 11/14/2011										
Trichlorofluoromethane (Freon 11)	ND	0.57	ug/m ³							
1,1,2-Trichloroethane	ND	0.55	"							
1,1,2-Trichloro-1,2,2-trifluoroethane (Freon 113)	ND	0.78	"							
1,1,2,2-Tetrachloroethane	ND	0.70	"							
Dichlorodifluoromethane	ND	0.50	"							
1,1,1-Trichloroethane	ND	0.55	"							
Chlorobenzene	ND	0.47	"							
<i>Surrogate: p-Bromofluorobenzene</i>	<i>8.94</i>		<i>ppbv</i>	<i>10.0</i>		<i>89.4</i>			<i>70-130</i>	
LCS (BK10598-BS1)										
Prepared & Analyzed: 11/14/2011										
Vinyl Chloride	10.5		ppbv	11.6		90.5			70-130	
Vinyl bromide	11.9		"	11.0		108			56.7-132	
Vinyl acetate	11.2		"	11.1		101			58.1-135	
Trichloroethylene	9.76		"	10.5		93.0			70-130	
trans-1,3-Dichloropropylene	12.4		"	11.1		111			62-135	
trans-1,2-Dichloroethylene	10.9		"	11.1		98.2			58.3-130	
Toluene	11.1		"	11.1		99.8			64.9-126	
Tetrahydrofuran	13.2		"	11.2		118			44.6-146	
Tetrachloroethylene	10.6		"	10.9		97.5			70-130	
Styrene	13.3		"	11.3		118			66.4-132	
Propylene	12.9		"	11.0		117			62.4-150	
p-Ethyltoluene	11.9		"	11.1		107			73.8-146	
p- & m- Xylenes	22.7		"	22.3		102			56.6-136	
o-Xylene	12.0		"	11.0		109			67.8-133	
n-Hexane	11.7		"	10.9		107			59.7-130	
n-Heptane	12.0		"	11.0		109			62.3-134	
Methylene chloride	8.44		"	11.1		76.0			62.6-130	
Methyl tert-butyl ether (MTBE)	12.9		"	11.3		114			60.7-139	
4-Methyl-2-pentanone	13.1		"	11.4		115			64.5-158	
Isopropanol	12.7		"	11.5		111			60-150	
Hexachlorobutadiene	8.70		"	11.2		77.7			61.2-150	
Ethyl Benzene	11.0		"	11.1		99.5			68.4-125	
Ethyl acetate	12.0		"	11.4		105			40.6-150	
Cyclohexane	11.5		"	10.9		105			60.4-127	
cis-1,3-Dichloropropylene	11.7		"	11.1		105			65.5-129	
cis-1,2-Dichloroethylene	9.30		"	10.8		86.1			51.3-118	
Chloromethane	10.6		"	11.0		96.7			64.9-130	
Chloroform	10.2		"	11.3		89.8			65.1-130	
Chloroethane	10.5		"	11.0		95.8			52.1-131	
Carbon tetrachloride	10.5		"	10.5		100			70-130	
Carbon disulfide	11.3		"	11.2		101			61.8-111	
Bromomethane	11.4		"	11.0		104			60.1-140	
Bromoform	11.8		"	10.8		110			58.7-150	
Bromodichloromethane	10.6		"	11.0		96.5			65.3-127	
Benzyl chloride	12.1		"	10.8		112			62.5-150	
Benzene	10.1		"	10.9		92.8			69.5-130	
Acetone	10.8		"	11.5		93.8			55.3-133	
3-Chloropropene	10.9		"	10.8		101			61.2-158	
2-Hexanone	15.0		"	11.4		132			52-150	
2-Butanone	11.4		"	11.3		101			28.5-154	
2,2,4-Trimethylpentane	11.3		"	11.1		101			64.7-118	
1,4-Dioxane	10.5		"	11.6		90.6			50-150	
1,4-Dichlorobenzene	12.4		"	11.7		106			62.5-139	

Volatile Organic Compounds by EPA Compendium TO14A/TO15 - Quality Control Data

York Analytical Laboratories, Inc.

Analyte	Result	Reporting Limit	Units	Spike Level	Source* Result	%REC	%REC Limits	Flag	RPD	RPD Limit	Flag
---------	--------	-----------------	-------	-------------	----------------	------	-------------	------	-----	-----------	------

Batch BK10598 - EPA TO15 PREP

LCS (BK10598-BS1)

Prepared & Analyzed: 11/14/2011

1,3-Dichlorobenzene	12.6		ppbv	10.6		119	71.9-153				
1,3-Butadiene	11.8		"	11.0		107	66.7-127				
1,3,5-Trimethylbenzene	12.4		"	11.0		112	65-152				
1,2-Dichlorotetrafluoroethane	11.1		"	11.0		101	63.3-129				
1,2-Dichloropropane	9.89		"	10.8		91.6	21.3-152				
1,2-Dichloroethane	10.3		"	11.0		93.3	51.2-124				
1,2-Dichlorobenzene	11.6		"	11.0		105	63.7-148				
1,2,4-Trimethylbenzene	12.0		"	11.0		109	67.9-152				
1,2,4-Trichlorobenzene	9.95		"	10.7		93.0	58-147				
1,1-Dichloroethylene	10.8		"	11.0		97.9	58.1-130				
1,1-Dichloroethane	10.8		"	11.2		96.4	63.3-130				
Trichlorofluoromethane (Freon 11)	11.0		"	11.2		98.1	56-132				
1,1,2-Trichloroethane	10.9		"	11.0		99.0	66-127				
1,1,2-Trichloro-1,2,2-trifluoroethane (Freon 113)	10.6		"	11.0		96.8	60.2-125				
1,1,2,2-Tetrachloroethane	11.1		"	11.0		101	63.7-132				
Dichlorodifluoromethane	11.4		"	11.0		103	62.8-133				
1,1,1-Trichloroethane	10.1		"	11.0		92.0	58.2-126				
Chlorobenzene	10.2		"	11.3		90.4	67.6-122				
<i>Surrogate: p-Bromofluorobenzene</i>	<i>10.9</i>		<i>"</i>	<i>10.0</i>		<i>109</i>	<i>70-130</i>				

Duplicate (BK10598-DUP1)

*Source sample: 11J0632-03 (AQ101811:1310NP4-3)

Prepared & Analyzed: 11/14/2011

Vinyl Chloride	ND	0.35	ug/m ³		ND						25
Vinyl bromide	ND	0.30	"		ND						25
Vinyl acetate	ND	0.48	"		ND						25
Trichloroethylene	ND	0.18	"		ND						25
trans-1,3-Dichloropropylene	ND	0.31	"		ND						25
trans-1,2-Dichloroethylene	ND	0.27	"		ND						25
Toluene	0.64	0.26	"		0.69				7.69		25
Tetrahydrofuran	ND	0.20	"		ND						25
Tetrachloroethylene	0.69	0.46	"		0.83				18.2		25
Styrene	ND	0.29	"		ND						25
Propylene	ND	0.12	"		ND						25
p-Ethyltoluene	ND	1.7	"		ND						25
p- & m- Xylenes	ND	0.29	"		ND						25
o-Xylene	ND	0.29	"		ND						25
n-Hexane	1.5	0.24	"		1.6				3.08		25
n-Heptane	ND	0.28	"		ND						25
Methylene chloride	5.5	0.24	"		5.7				3.35		25
Methyl tert-butyl ether (MTBE)	ND	0.24	"		ND						25
4-Methyl-2-pentanone	ND	0.28	"		ND						25
Isopropanol	ND	0.17	"		ND						25
Hexachlorobutadiene	ND	0.72	"		ND						25
Ethyl Benzene	ND	0.29	"		ND						25
Ethyl acetate	ND	0.24	"		ND						25
Cyclohexane	ND	0.23	"		ND						25
cis-1,3-Dichloropropylene	ND	0.31	"		ND						25
cis-1,2-Dichloroethylene	ND	0.27	"		ND						25
Chloromethane	1.4	0.14	"		1.5				6.57		25
Chloroform	ND	0.33	"		ND						25
Chloroethane	ND	0.18	"		ND						25
Carbon tetrachloride	ND	0.21	"		ND						25
Carbon disulfide	5.8	0.21	"		5.9				2.17		25
Bromomethane	ND	0.26	"		ND						25

Volatile Organic Compounds by EPA Compendium TO14A/TO15 - Quality Control Data

York Analytical Laboratories, Inc.

Analyte	Result	Reporting Limit	Units	Spike Level	Source* Result	%REC Limits	Flag	RPD	RPD Limit	Flag
Batch BK10598 - EPA TO15 PREP										
Duplicate (BK10598-DUP1)	*Source sample: 11J0632-03 (AQ101811:1310NP4-3)					Prepared & Analyzed: 11/14/2011				
Bromoform	ND	0.70	ug/m ³		ND				25	
Bromodichloromethane	ND	0.42	"		ND				25	
Benzyl chloride	ND	0.35	"		ND				25	
Benzene	7.1	0.22	"		7.2			1.82	25	
Acetone	24	0.16	"		25			3.32	25	
3-Chloropropene	ND	2.1	"		ND				25	
2-Hexanone	ND	0.56	"		ND				25	
2-Butanone	4.8	0.20	"		4.2			12.8	25	
2,2,4-Trimethylpentane	ND	0.32	"		ND				25	
1,4-Dioxane	ND	2.4	"		ND				25	
1,4-Dichlorobenzene	ND	0.41	"		ND				25	
1,3-Dichlorobenzene	ND	0.41	"		ND				25	
1,3-Butadiene	ND	0.29	"		ND				25	
1,3,5-Trimethylbenzene	ND	0.67	"		ND				25	
1,2-Dichlorotetrafluoroethane	ND	0.47	"		ND				25	
1,2-Dichloropropane	ND	0.31	"		ND				25	
1,2-Dichloroethane	ND	0.27	"		ND				25	
1,2-Dichlorobenzene	ND	0.41	"		ND				25	
1,2,4-Trimethylbenzene	ND	1.7	"		ND				25	
1,2,4-Trichlorobenzene	ND	0.50	"		ND				25	
1,1-Dichloroethylene	ND	0.27	"		ND				25	
1,1-Dichloroethane	ND	0.27	"		ND				25	
Trichlorofluoromethane (Freon 11)	2.7	0.38	"		2.9			4.08	25	
1,1,2-Trichloroethane	ND	0.37	"		ND				25	
1,1,2-Trichloro-1,2,2-trifluoroethane (Freon 113)	ND	0.52	"		ND				25	
1,1,2,2-Tetrachloroethane	ND	0.47	"		ND				25	
1,1,1-Trichloroethane	ND	0.37	"		ND				25	
Dichlorodifluoromethane	3.1	0.34	"		3.2			3.21	25	
Chlorobenzene	ND	0.31	"		ND				25	
<i>Surrogate: p-Bromofluorobenzene</i>	<i>9.94</i>		<i>ppbv</i>	<i>10.0</i>		<i>99.4</i>		<i>70-130</i>		

Notes and Definitions

E	The concentration indicated for this analyte is an estimated value above the calibration range of the instrument. This value is considered an estimate.
B	Analyte is found in the associated analysis batch blank. For volatiles, methylene chloride and acetone are common lab contaminants. Data users should consider anything <10x the blank value as artifact.
ND	Analyte NOT DETECTED at the stated Reporting Limit (RL) or above.
RL	REPORTING LIMIT - the minimum reportable value based upon the lowest point in the analyte calibration curve.
MDL	METHOD DETECTION LIMIT - the minimum concentration that can be measured and reported with a 99% confidence that the concentration is greater than zero. If requested or required, a value reported below the RL and above the MDL is considered estimated and is noted with a "J" flag.
NR	Not reported
RPD	Relative Percent Difference
Wet	The data has been reported on an as-received (wet weight) basis
Low Bias	Low Bias flag indicates that the recovery of the flagged analyte is below the laboratory or regulatory lower control limit. The data user should take note that this analyte may be biased low but should evaluate multiple lines of evidence including the LCS and site-specific MS/MSD data to draw bias conclusions. In cases where no site-specific MS/MSD was requested, only the LCS data can be used to evaluate such bias.
High Bias	High Bias flag indicates that the recovery of the flagged analyte is above the laboratory or regulatory upper control limit. The data user should take note that this analyte may be biased high but should evaluate multiple lines of evidence including the LCS and site-specific MS/MSD data to draw bias conclusions. In cases where no site-specific MS/MSD was requested, only the LCS data can be used to evaluate such bias.
Non-Dir.	Non-dir. flag (Non-Directional Bias) indicates that the Relative Percent Difference (RPD) (a measure of precision) among the MS and MSD data is outside the laboratory or regulatory control limit. This alerts the data user where the MS and MSD are from site-specific samples that the RPD is high due to either non-homogeneous distribution of target analyte between the MS/MSD or indicates poor reproducibility for other reasons.

Corrective Action:

YORK

ANALYTICAL LABORATORIES, INC.
120 RESEARCH DR. STRATFORD, CT 06615
(203) 325-1371 FAX (203) 357-0166

Field Chain-of-Custody Record

Page of
York Project No. 11J0632

NOTE: York's Std. Terms & Conditions are listed on the back side of this document.
This document serves as your written authorization to York to proceed with the analyses requested and your signature binds you to York's Std. Terms & Conditions unless superseded by written contract.

Client Information Company: <u>LSB</u> Address: <u>4 Research Dr.</u> <u>South 201 Shelton, Ct</u> Phone No: <u>203-944-5200</u> Contact Person: <u>T. Sander</u> E-Mail Address: <u>T.Sander@LSB.com</u>		Report To: Company: <u>SAME</u> Address: <u> </u> Phone No. <u> </u> Attention: <u>M. Goldberg</u> E-Mail Address: <u> </u>		Invoice To: Company: <u>SAME</u> Address: <u> </u> Phone No. <u> </u> Attention: <u>M. Goldberg</u> E-Mail Address: <u> </u>		Client Project ID Purchase Order No. <u> </u> Client Name: <u>ROWE INDUSTRIES</u> Client Address: <u>NABSAU</u>		Turn-Around Time 24 hr <u> </u> 48 hr <u> </u> 72 hr <u> </u> 5 Day <u> </u> Standard <input checked="" type="checkbox"/>		Report Type/Deliverables Summary Results Only <u>PDF</u> QA/QC Summary <u>PDF</u> RCP Package <u>ASP B Pkg</u> PDF ASP A Pkg <u>Excel format</u> EDD <u>Excel</u> OTHER <u> </u>			
Volatiles 8260 full 624 STARS BTEX MTBE TCL list TAGM CT RCP Arom. Halog. App. IX 8021B list		Semi-Volatiles 8270 or 625 STARS IBN Only Acids Only PAH TAGM CT RCP TCL list TICs App. IX SPUR-TCLP 1608 PCB 1609 PCB		Metals RCRA8 PPI3 TAL CT15 Total Dissolved SPUR-TCLP TCLP Pest TCLP Herb Chloridate 1608 Pest 1609 PCB		Misc. Org. TPH GRO TPH DR0 CT ETPH NY 310-13 TPH 418.1 Air TO14A Air TO15 Air STARS Air VPH Air TICs Methane He, Ne, Ar, and Helium		Full Lists Pri. Poll. TCL Ogens TAL MeCN Full TCLP Full App. IX Part 360 Hexane Part 360 Benzene Part 360 Lead Part 360 Pesticides NYCDER Sewer NYSDER Sewer TAGM		Miscellaneous Parameters Corrosivity Reactivity Ignitability Flash Point Sieve Anal. Heteroatoms Chloride Phosphate Tot. Phos. Oil & Grease F.O.G. pH MBAS TPH-IR		Special Instructions Field Filtered <input type="checkbox"/> Lab to Filter <input type="checkbox"/>	
Matrix Codes S - soil Other - specify (oil, etc.) WW - wastewater GW - groundwater DW - drinking water Air-A - ambient air Air-SV - soil vapor		Sample Matrix A ↓ ↓		Date Sampled 10/18/11 1300 10/19/11 1305 10/18/11 1310		Sample Identification AR101811:1300NP4-1 AR101811:1305NP4-2 AR101811:1310NP4-3		Container Description(s) 1 SeMA ↓ ↓					
Comments Preservation Check those Applicable HCl <u> </u> 4°C <u> </u> Frozen <u> </u> MeOH <u> </u> 4°C <u> </u> 4°C <u> </u> HNO ₃ <u> </u> 4°C <u> </u> H ₂ SO ₄ <u> </u> 4°C <u> </u> NaOH <u> </u> Other <u> </u>		LBG FRIDGE 10-19-11 310 Samples Relinquished By <u> </u> Date/Time <u> </u> Samples Relinquished By <u> </u> Date/Time <u> </u>		K. Goldberg 10-19-11 9:19 AM Samples Received By <u> </u> Date/Time <u> </u> Samples Received in LAB by <u> </u> Date/Time <u> </u>		Temperature on Receipt <u>4.2</u> °C							

Print Clearly and Legibly. All Information must be completed. Samples will NOT be logged in and the turn-around time clock will not begin until any questions by York are resolved.

Samples Collected/Authorized By (Signature)
STEPHEN HANKS
Name (printed)