

TABLE 2

GROUNDWATER REMEDIAL ACTION
 ROWE INDUSTRIES SUPERFUND SITE
 SAG HARBOR, NEW YORK

Effluent Water Quality Results

Date Sampled ^{2/}	pH ^{1/}	TDS (mg/l)	PCE (ug/l)	1,1,1-TCA (ug/l)	TCE (ug/l)	1,1-DCA (ug/l)	1,1-DCE (ug/l)	cis-1,2-DCE (ug/l)	trans-1,2-DCE (ug/l)	Xylene (ug/l)	Toluene (ug/l)	Ethylbenzene (ug/l)	Methylene Chloride (ug/l)	Freon 113 (ug/l)	Naphthalene (ug/l)	Chloroform (ug/l)	Total Iron (mg/l)	Dissolved Iron (mg/l)
SPDES Limits	5.0 to 8.5	---	5	5	5	5	5	5	5	5	5	5	5	---	10	7	---	---
4-Sep-12	7.7	98	ND<0.5	ND<0.5	ND<0.5	ND<0.5	ND<0.5	ND<0.5	ND<0.5	ND<1.5	ND<0.5	ND<0.5	ND<2	ND<0.5	ND<2	ND<0.5	0.42	0.049
11-Sep-12	7.5	128	ND<0.5	ND<0.5	ND<0.5	ND<0.5	ND<0.5	ND<0.5	ND<0.5	ND<1.5	ND<0.5	ND<0.5	ND<2	ND<0.5	ND<2	ND<0.5	6.33	0.083
18-Sep-12	7.5	91	ND<0.5	ND<0.5	ND<0.5	ND<0.5	ND<0.5	ND<0.5	ND<0.5	ND<1.5	ND<0.5	ND<0.5	1.6 J,B	ND<0.5	ND<2	ND<0.5	0.41	0.142
27-Sep-12	7.7	121	ND<0.5	ND<0.5	ND<0.5	ND<0.5	ND<0.5	ND<0.5	ND<0.5	ND<1.5	ND<0.5	ND<0.5	1.1 J,B	ND<0.5	0.16 J	ND<0.5	0.86	0.042

SPDES: State Pollutant Discharge Elimination System

NM: Not Measured

TCE: Trichloroethene

trans-1,2,-DCE: trans-1,2-Dichloroethene

mg/l: Milligrams per liter

TDS: Total dissolved solids

1,1-DCA: 1,1-Dichloroethane

ug/l: Micrograms per liter

PCE: Tetrachloroethylene

1,1-DCE: 1,1-Dichloroethene

---: Not established

1,1,1-TCA: 1,1,1-Trichloroethane

cis-1,2-DCE: cis-1,2-Dichloroethene

J: Analyte detected below quantitation limits, value shown is a laboratory estimate.

B: Analyte was found in the associated analysis batch blank. For volatiles, methylene chloride and acetone are common lab contaminants.

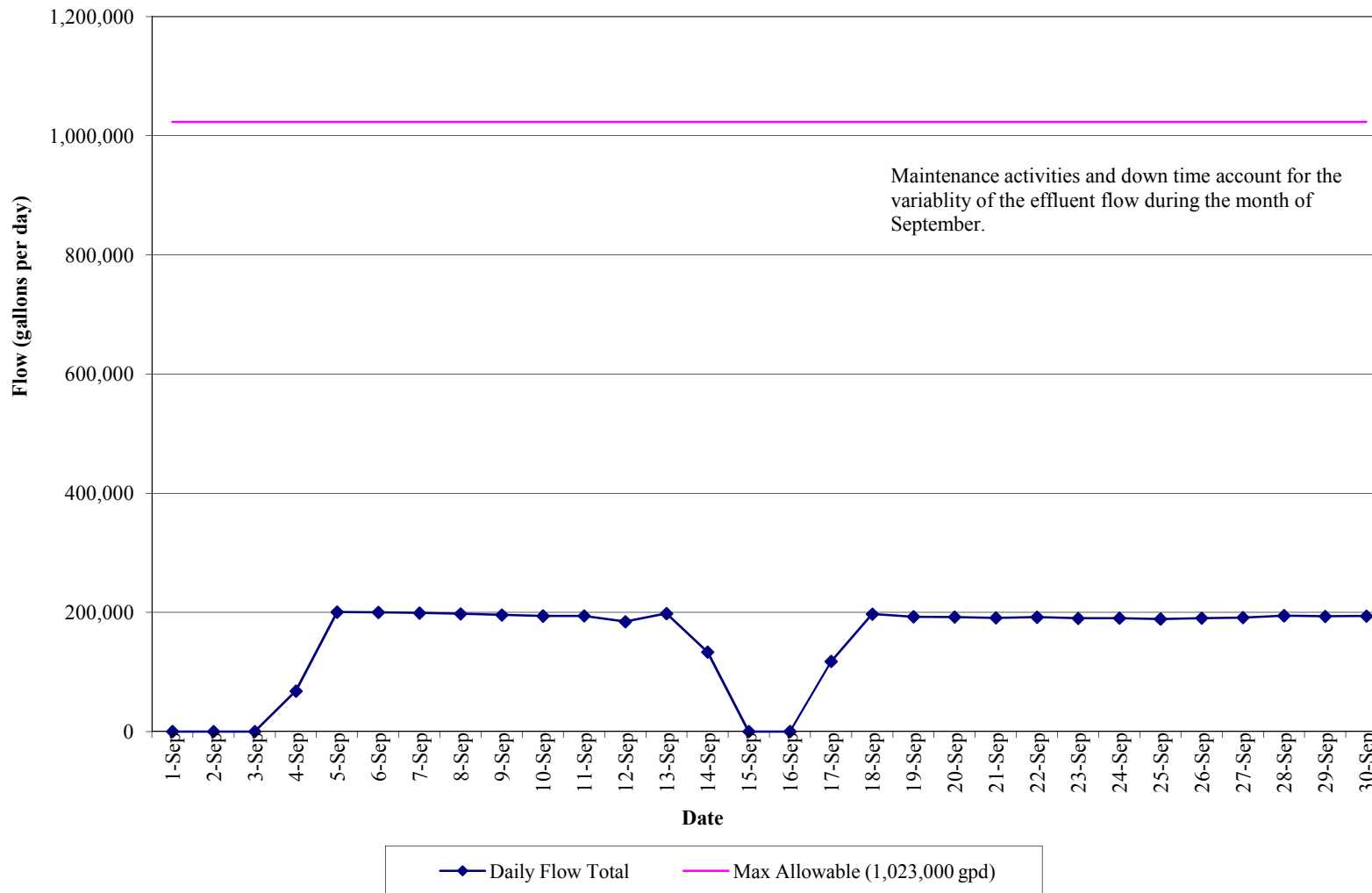
ND: Not detected

Notes:

1. Based on the SPDES criteria from an NYSDEC letter dated on October 21, 2011, the new allowable pH range for the Rowe Site is between 5.0 and 8.5.
2. "Effluent" samples were collected from sample port labeled NP2-10 unless otherwise noted.

**GRAPH 1
GROUNDWATER REMEDIAL ACTION
ROWE INDUSTRIES SUPERFUND SITE
SAG HARBOR, NEW YORK**

**Effluent Flow Data
(September 1, 2012 to September 30, 2012)**



APPENDIX I
SEPTEMBER 2012 LABORATORY ANALYTICAL REPORTS
FOR FSP&T SYSTEM

YORK

ANALYTICAL LABORATORIES, INC.

Technical Report

prepared for:

Leggette Brashears & Graham Shelton Office

4 Research Drive, Suite 301

Shelton CT, 06484

Attention: Tunde Sandor

Report Date: 09/13/2012

Client Project ID: ROWE INDUSTRIES

York Project (SDG) No.: 12I0197

CT License No. PH-0723

New Jersey License No. CT-005



New York License No. 10854

PA License No. 68-04440

Leggette Brashears & Graham Shelton Office
4 Research Drive, Suite 301
Shelton CT, 06484
Attention: Tunde Sandor

Purpose and Results

This report contains the analytical data for the sample(s) identified on the attached chain-of-custody received in our laboratory on September 05, 2012 and listed below. The project was identified as your project: **ROWE INDUSTRIES**.

The analyses were conducted utilizing appropriate EPA, Standard Methods, and ASTM methods as detailed in the data summary tables.

All samples were received in proper condition meeting the customary acceptance requirements for environmental samples except those indicated under the Notes section of this report.

All analyses met the method and laboratory standard operating procedure requirements except as indicated by any data flags, the meaning of which are explained in the attachment to this report, and case narrative if applicable.

The results of the analyses, which are all reported on dry weight basis (soils) unless otherwise noted, are detailed in the following pages.

Please contact Client Services at 203.325.1371 with any questions regarding this report.

<u>York Sample ID</u>	<u>Client Sample ID</u>	<u>Matrix</u>	<u>Date Collected</u>	<u>Date Received</u>
12I0197-01	WQ090412:1600NP2-6	Water	09/04/2012	09/05/2012
12I0197-02	WQ090412:1605NP2-7	Water	09/04/2012	09/05/2012
12I0198-01	WQ090412:1610NP2-10	Water	09/04/2012	09/05/2012

General Notes for York Project (SDG) No.: 12I0197

1. The RLs and MDLs (Reporting Limit and Method Detection Limit respectively) reported are adjusted for any dilution necessary due to the levels of target and/or non-target analytes and matrix interference. The RL(REPORTING LIMIT) is based upon the lowest standard utilized for the calibration where applicable.
2. Samples are retained for a period of thirty days after submittal of report, unless other arrangements are made.
3. York's liability for the above data is limited to the dollar value paid to York for the referenced project.
4. This report shall not be reproduced without the written approval of York Analytical Laboratories, Inc.
5. All samples were received in proper condition for analysis with proper documentation, unless otherwise noted.
6. All analyses conducted met method or Laboratory SOP requirements. See the Qualifiers and/or Narrative sections for further information.
7. It is noted that no analyses reported herein were subcontracted to another laboratory, unless noted in the report.
8. This report reflects results that relate only to the samples submitted on the attached chain-of-custody form(s) received by York.

Approved By:



Robert Q. Bradley
Executive Vice President / Laboratory Director

Date: 09/13/2012

YORK

Sample Information

Client Sample ID: WQ090412:1600NP2-6

York Sample ID: 1210197-01

York Project (SDG) No.
1210197

Client Project ID
ROWE INDUSTRIES

Matrix
Water

Collection Date/Time
September 4, 2012 3:00 pm

Date Received
09/05/2012

Volatile Organics, 8260 List - Low Level

Log-in Notes:

Sample Notes:

Sample Prepared by Method: EPA 5030B

CAS No.	Parameter	Result	Flag	Units	MDL	RL	Dilution	Reference Method	Date/Time Prepared	Date/Time Analyzed	Analyst
630-20-6	1,1,1,2-Tetrachloroethane	ND		ug/L	0.071	0.50	1	EPA SW846-8260B	09/12/2012 13:01	09/12/2012 13:01	SS
71-55-6	1,1,1-Trichloroethane	0.68		ug/L	0.024	0.50	1	EPA SW846-8260B	09/12/2012 13:01	09/12/2012 13:01	SS
79-34-5	1,1,2,2-Tetrachloroethane	ND		ug/L	0.17	0.50	1	EPA SW846-8260B	09/12/2012 13:01	09/12/2012 13:01	SS
76-13-1	1,2-Trichloro-1,2,2-trifluoroethane (Freon 113)	ND		ug/L	0.074	0.50	1	EPA SW846-8260B	09/12/2012 13:01	09/12/2012 13:01	SS
79-00-5	1,1,2-Trichloroethane	ND		ug/L	0.070	0.50	1	EPA SW846-8260B	09/12/2012 13:01	09/12/2012 13:01	SS
75-34-3	1,1-Dichloroethane	0.33	J	ug/L	0.044	0.50	1	EPA SW846-8260B	09/12/2012 13:01	09/12/2012 13:01	SS
75-35-4	1,1-Dichloroethylene	ND		ug/L	0.044	0.50	1	EPA SW846-8260B	09/12/2012 13:01	09/12/2012 13:01	SS
563-58-6	1,1-Dichloropropylene	ND		ug/L	0.11	0.50	1	EPA SW846-8260B	09/12/2012 13:01	09/12/2012 13:01	SS
87-61-6	1,2,3-Trichlorobenzene	ND		ug/L	0.12	2.0	1	EPA SW846-8260B	09/12/2012 13:01	09/12/2012 13:01	SS
96-18-4	1,2,3-Trichloropropane	ND		ug/L	0.17	0.50	1	EPA SW846-8260B	09/12/2012 13:01	09/12/2012 13:01	SS
120-82-1	1,2,4-Trichlorobenzene	ND		ug/L	0.11	2.0	1	EPA SW846-8260B	09/12/2012 13:01	09/12/2012 13:01	SS
95-63-6	1,2,4-Trimethylbenzene	ND		ug/L	0.068	0.50	1	EPA SW846-8260B	09/12/2012 13:01	09/12/2012 13:01	SS
96-12-8	1,2-Dibromo-3-chloropropane	ND		ug/L	0.46	2.0	1	EPA SW846-8260B	09/12/2012 13:01	09/12/2012 13:01	SS
106-93-4	1,2-Dibromoethane	ND		ug/L	0.15	0.50	1	EPA SW846-8260B	09/12/2012 13:01	09/12/2012 13:01	SS
95-50-1	1,2-Dichlorobenzene	ND		ug/L	0.071	0.50	1	EPA SW846-8260B	09/12/2012 13:01	09/12/2012 13:01	SS
107-06-2	1,2-Dichloroethane	ND		ug/L	0.12	0.50	1	EPA SW846-8260B	09/12/2012 13:01	09/12/2012 13:01	SS
78-87-5	1,2-Dichloropropane	ND		ug/L	0.051	0.50	1	EPA SW846-8260B	09/12/2012 13:01	09/12/2012 13:01	SS
108-67-8	1,3,5-Trimethylbenzene	ND		ug/L	0.059	0.50	1	EPA SW846-8260B	09/12/2012 13:01	09/12/2012 13:01	SS
541-73-1	1,3-Dichlorobenzene	ND		ug/L	0.048	0.50	1	EPA SW846-8260B	09/12/2012 13:01	09/12/2012 13:01	SS
142-28-9	1,3-Dichloropropane	ND		ug/L	0.12	0.50	1	EPA SW846-8260B	09/12/2012 13:01	09/12/2012 13:01	SS
106-46-7	1,4-Dichlorobenzene	ND		ug/L	0.048	0.50	1	EPA SW846-8260B	09/12/2012 13:01	09/12/2012 13:01	SS
594-20-7	2,2-Dichloropropane	ND		ug/L	0.096	0.50	1	EPA SW846-8260B	09/12/2012 13:01	09/12/2012 13:01	SS
95-49-8	2-Chlorotoluene	ND		ug/L	0.084	0.50	1	EPA SW846-8260B	09/12/2012 13:01	09/12/2012 13:01	SS
591-78-6	2-Hexanone	ND		ug/L	0.24	0.50	1	EPA SW846-8260B	09/12/2012 13:01	09/12/2012 13:01	SS
106-43-4	4-Chlorotoluene	ND		ug/L	0.072	0.50	1	EPA SW846-8260B	09/12/2012 13:01	09/12/2012 13:01	SS
67-64-1	Acetone	ND		ug/L	0.90	2.0	1	EPA SW846-8260B	09/12/2012 13:01	09/12/2012 13:01	SS
71-43-2	Benzene	ND		ug/L	0.044	0.50	1	EPA SW846-8260B	09/12/2012 13:01	09/12/2012 13:01	SS
108-86-1	Bromobenzene	ND		ug/L	0.081	0.50	1	EPA SW846-8260B	09/12/2012 13:01	09/12/2012 13:01	SS
74-97-5	Bromochloromethane	ND		ug/L	0.10	0.50	1	EPA SW846-8260B	09/12/2012 13:01	09/12/2012 13:01	SS
75-27-4	Bromodichloromethane	ND		ug/L	0.054	0.50	1	EPA SW846-8260B	09/12/2012 13:01	09/12/2012 13:01	SS
75-25-2	Bromoform	ND		ug/L	0.079	0.50	1	EPA SW846-8260B	09/12/2012 13:01	09/12/2012 13:01	SS
74-83-9	Bromomethane	ND		ug/L	0.20	0.50	1	EPA SW846-8260B	09/12/2012 13:01	09/12/2012 13:01	SS
56-23-5	Carbon tetrachloride	ND		ug/L	0.085	0.50	1	EPA SW846-8260B	09/12/2012 13:01	09/12/2012 13:01	SS

Sample Information

Client Sample ID: WQ090412:1600NP2-6

York Sample ID: 1210197-01

York Project (SDG) No.
1210197

Client Project ID
ROWE INDUSTRIES

Matrix
Water

Collection Date/Time
September 4, 2012 3:00 pm

Date Received
09/05/2012

Volatile Organics, 8260 List - Low Level

Log-in Notes:

Sample Notes:

Sample Prepared by Method: EPA 5030B

CAS No.	Parameter	Result	Flag	Units	MDL	RL	Dilution	Reference Method	Date/Time Prepared	Date/Time Analyzed	Analyst
108-90-7	Chlorobenzene	ND		ug/L	0.063	0.50	1	EPA SW846-8260B	09/12/2012 13:01	09/12/2012 13:01	SS
75-00-3	Chloroethane	ND		ug/L	0.090	0.50	1	EPA SW846-8260B	09/12/2012 13:01	09/12/2012 13:01	SS
67-66-3	Chloroform	0.18	J	ug/L	0.079	0.50	1	EPA SW846-8260B	09/12/2012 13:01	09/12/2012 13:01	SS
74-87-3	Chloromethane	ND		ug/L	0.076	0.50	1	EPA SW846-8260B	09/12/2012 13:01	09/12/2012 13:01	SS
156-59-2	cis-1,2-Dichloroethylene	ND		ug/L	0.069	0.50	1	EPA SW846-8260B	09/12/2012 13:01	09/12/2012 13:01	SS
10061-01-5	cis-1,3-Dichloropropylene	ND		ug/L	0.067	0.50	1	EPA SW846-8260B	09/12/2012 13:01	09/12/2012 13:01	SS
124-48-1	Dibromochloromethane	ND		ug/L	0.053	0.50	1	EPA SW846-8260B	09/12/2012 13:01	09/12/2012 13:01	SS
74-95-3	Dibromomethane	ND		ug/L	0.12	0.50	1	EPA SW846-8260B	09/12/2012 13:01	09/12/2012 13:01	SS
75-71-8	Dichlorodifluoromethane	ND		ug/L	0.092	0.50	1	EPA SW846-8260B	09/12/2012 13:01	09/12/2012 13:01	SS
100-41-4	Ethyl Benzene	ND		ug/L	0.057	0.50	1	EPA SW846-8260B	09/12/2012 13:01	09/12/2012 13:01	SS
87-68-3	Hexachlorobutadiene	ND		ug/L	0.12	0.50	1	EPA SW846-8260B	09/12/2012 13:01	09/12/2012 13:01	SS
98-82-8	Isopropylbenzene	ND		ug/L	0.056	0.50	1	EPA SW846-8260B	09/12/2012 13:01	09/12/2012 13:01	SS
1634-04-4	Methyl tert-butyl ether (MTBE)	ND		ug/L	0.48	0.50	1	EPA SW846-8260B	09/12/2012 13:01	09/12/2012 13:01	SS
75-09-2	Methylene chloride	ND		ug/L	0.26	2.0	1	EPA SW846-8260B	09/12/2012 13:01	09/12/2012 13:01	SS
91-20-3	Naphthalene	0.25	J, B	ug/L	0.090	2.0	1	EPA SW846-8260B	09/12/2012 13:01	09/12/2012 13:01	SS
104-51-8	n-Butylbenzene	ND		ug/L	0.083	0.50	1	EPA SW846-8260B	09/12/2012 13:01	09/12/2012 13:01	SS
103-65-1	n-Propylbenzene	ND		ug/L	0.068	0.50	1	EPA SW846-8260B	09/12/2012 13:01	09/12/2012 13:01	SS
95-47-6	o-Xylene	ND		ug/L	0.050	0.50	1	EPA SW846-8260B	09/12/2012 13:01	09/12/2012 13:01	SS
1330-20-7P/M	p- & m- Xylenes	ND		ug/L	0.090	1.0	1	EPA SW846-8260B	09/12/2012 13:01	09/12/2012 13:01	SS
99-87-6	p-Isopropyltoluene	ND		ug/L	0.044	0.50	1	EPA SW846-8260B	09/12/2012 13:01	09/12/2012 13:01	SS
135-98-8	sec-Butylbenzene	ND		ug/L	0.050	0.50	1	EPA SW846-8260B	09/12/2012 13:01	09/12/2012 13:01	SS
100-42-5	Styrene	ND		ug/L	0.043	0.50	1	EPA SW846-8260B	09/12/2012 13:01	09/12/2012 13:01	SS
98-06-6	tert-Butylbenzene	ND		ug/L	0.050	0.50	1	EPA SW846-8260B	09/12/2012 13:01	09/12/2012 13:01	SS
127-18-4	Tetrachloroethylene	0.94		ug/L	0.070	0.50	1	EPA SW846-8260B	09/12/2012 13:01	09/12/2012 13:01	SS
108-88-3	Toluene	ND		ug/L	0.042	0.50	1	EPA SW846-8260B	09/12/2012 13:01	09/12/2012 13:01	SS
156-60-5	trans-1,2-Dichloroethylene	ND		ug/L	0.085	0.50	1	EPA SW846-8260B	09/12/2012 13:01	09/12/2012 13:01	SS
10061-02-6	trans-1,3-Dichloropropylene	ND		ug/L	0.060	0.50	1	EPA SW846-8260B	09/12/2012 13:01	09/12/2012 13:01	SS
79-01-6	Trichloroethylene	ND		ug/L	0.071	0.50	1	EPA SW846-8260B	09/12/2012 13:01	09/12/2012 13:01	SS
75-69-4	Trichlorofluoromethane	ND		ug/L	0.094	0.50	1	EPA SW846-8260B	09/12/2012 13:01	09/12/2012 13:01	SS
75-01-4	Vinyl Chloride	ND		ug/L	0.062	0.50	1	EPA SW846-8260B	09/12/2012 13:01	09/12/2012 13:01	SS
1330-20-7	Xylenes, Total	ND		ug/L	0.12	1.5	1	EPA SW846-8260B	09/12/2012 13:01	09/12/2012 13:01	SS
Surrogate Recoveries		Result	Acceptance Range								
17060-07-0	Surrogate: 1,2-Dichloroethane-d4	100 %	72.6-129								
460-00-4	Surrogate: p-Bromofluorobenzene	94.6 %	63.5-145								
2037-26-5	Surrogate: Toluene-d8	97.7 %	81.2-127								

Sample Information

Client Sample ID: WQ090412:1600NP2-6

York Sample ID: 1210197-01

York Project (SDG) No.
1210197

Client Project ID
ROWE INDUSTRIES

Matrix
Water

Collection Date/Time
September 4, 2012 3:00 pm

Date Received
09/05/2012

Iron, Dissolved by EPA 6010

Log-in Notes:

Sample Notes:

Sample Prepared by Method: EPA 3010A

CAS No.	Parameter	Result	Flag	Units	MDL	RL	Dilution	Reference Method	Date/Time Prepared	Date/Time Analyzed	Analyst
7439-89-6	Iron	0.0840		mg/L	0.0100	0.0100	1	EPA SW846-6010B	09/10/2012 16:00	09/10/2012 18:33	MW

Iron by EPA 200.7

Log-in Notes:

Sample Notes:

Sample Prepared by Method: EPA 3010A

CAS No.	Parameter	Result	Flag	Units	MDL	RL	Dilution	Reference Method	Date/Time Prepared	Date/Time Analyzed	Analyst
7439-89-6	Iron	0.526		mg/L	0.0100	0.0100	1	EPA 200.7	09/10/2012 16:00	09/10/2012 18:38	MW

Total Solids (Aq)

Log-in Notes:

Sample Notes:

Sample Prepared by Method: % Solids Prep

CAS No.	Parameter	Result	Flag	Units	MDL	RL	Dilution	Reference Method	Date/Time Prepared	Date/Time Analyzed	Analyst
	Total Solids	89.0		mg/L	1.00	1.00	1	SM 2540B	09/11/2012 09:39	09/11/2012 09:39	ALD

Sample Information

Client Sample ID: WQ090412:1605NP2-7

York Sample ID: 1210197-02

York Project (SDG) No.
1210197

Client Project ID
ROWE INDUSTRIES

Matrix
Water

Collection Date/Time
September 4, 2012 3:00 pm

Date Received
09/05/2012

Volatile Organics, 8260 List - Low Level

Log-in Notes:

Sample Notes:

Sample Prepared by Method: EPA 5030B

CAS No.	Parameter	Result	Flag	Units	MDL	RL	Dilution	Reference Method	Date/Time Prepared	Date/Time Analyzed	Analyst
630-20-6	1,1,1,2-Tetrachloroethane	ND		ug/L	0.071	0.50	1	EPA SW846-8260B	09/12/2012 13:39	09/12/2012 13:39	SS
71-55-6	1,1,1-Trichloroethane	ND		ug/L	0.024	0.50	1	EPA SW846-8260B	09/12/2012 13:39	09/12/2012 13:39	SS
79-34-5	1,1,2,2-Tetrachloroethane	ND		ug/L	0.17	0.50	1	EPA SW846-8260B	09/12/2012 13:39	09/12/2012 13:39	SS
76-13-1	1,2-Trichloro-1,2,2-trifluoroethane (Freon 113)	ND		ug/L	0.074	0.50	1	EPA SW846-8260B	09/12/2012 13:39	09/12/2012 13:39	SS
79-00-5	1,1,2-Trichloroethane	ND		ug/L	0.070	0.50	1	EPA SW846-8260B	09/12/2012 13:39	09/12/2012 13:39	SS
75-34-3	1,1-Dichloroethane	ND		ug/L	0.044	0.50	1	EPA SW846-8260B	09/12/2012 13:39	09/12/2012 13:39	SS
75-35-4	1,1-Dichloroethylene	ND		ug/L	0.044	0.50	1	EPA SW846-8260B	09/12/2012 13:39	09/12/2012 13:39	SS
563-58-6	1,1-Dichloropropylene	ND		ug/L	0.11	0.50	1	EPA SW846-8260B	09/12/2012 13:39	09/12/2012 13:39	SS
87-61-6	1,2,3-Trichlorobenzene	ND		ug/L	0.12	2.0	1	EPA SW846-8260B	09/12/2012 13:39	09/12/2012 13:39	SS
96-18-4	1,2,3-Trichloropropane	ND		ug/L	0.17	0.50	1	EPA SW846-8260B	09/12/2012 13:39	09/12/2012 13:39	SS
120-82-1	1,2,4-Trichlorobenzene	ND		ug/L	0.11	2.0	1	EPA SW846-8260B	09/12/2012 13:39	09/12/2012 13:39	SS
95-63-6	1,2,4-Trimethylbenzene	ND		ug/L	0.068	0.50	1	EPA SW846-8260B	09/12/2012 13:39	09/12/2012 13:39	SS
96-12-8	1,2-Dibromo-3-chloropropane	ND		ug/L	0.46	2.0	1	EPA SW846-8260B	09/12/2012 13:39	09/12/2012 13:39	SS
106-93-4	1,2-Dibromoethane	ND		ug/L	0.15	0.50	1	EPA SW846-8260B	09/12/2012 13:39	09/12/2012 13:39	SS
95-50-1	1,2-Dichlorobenzene	ND		ug/L	0.071	0.50	1	EPA SW846-8260B	09/12/2012 13:39	09/12/2012 13:39	SS
107-06-2	1,2-Dichloroethane	ND		ug/L	0.12	0.50	1	EPA SW846-8260B	09/12/2012 13:39	09/12/2012 13:39	SS

Sample Information

Client Sample ID: WQ090412:1605NP2-7

York Sample ID: 1210197-02

York Project (SDG) No.
1210197

Client Project ID
ROWE INDUSTRIES

Matrix
Water

Collection Date/Time
September 4, 2012 3:00 pm

Date Received
09/05/2012

Volatile Organics, 8260 List - Low Level

Log-in Notes:

Sample Notes:

Sample Prepared by Method: EPA 5030B

CAS No.	Parameter	Result	Flag	Units	MDL	RL	Dilution	Reference Method	Date/Time Prepared	Date/Time Analyzed	Analyst
78-87-5	1,2-Dichloropropane	ND		ug/L	0.051	0.50	1	EPA SW846-8260B	09/12/2012 13:39	09/12/2012 13:39	SS
108-67-8	1,3,5-Trimethylbenzene	ND		ug/L	0.059	0.50	1	EPA SW846-8260B	09/12/2012 13:39	09/12/2012 13:39	SS
541-73-1	1,3-Dichlorobenzene	ND		ug/L	0.048	0.50	1	EPA SW846-8260B	09/12/2012 13:39	09/12/2012 13:39	SS
142-28-9	1,3-Dichloropropane	ND		ug/L	0.12	0.50	1	EPA SW846-8260B	09/12/2012 13:39	09/12/2012 13:39	SS
106-46-7	1,4-Dichlorobenzene	ND		ug/L	0.048	0.50	1	EPA SW846-8260B	09/12/2012 13:39	09/12/2012 13:39	SS
594-20-7	2,2-Dichloropropane	ND		ug/L	0.096	0.50	1	EPA SW846-8260B	09/12/2012 13:39	09/12/2012 13:39	SS
95-49-8	2-Chlorotoluene	ND		ug/L	0.084	0.50	1	EPA SW846-8260B	09/12/2012 13:39	09/12/2012 13:39	SS
591-78-6	2-Hexanone	ND		ug/L	0.24	0.50	1	EPA SW846-8260B	09/12/2012 13:39	09/12/2012 13:39	SS
106-43-4	4-Chlorotoluene	ND		ug/L	0.072	0.50	1	EPA SW846-8260B	09/12/2012 13:39	09/12/2012 13:39	SS
67-64-1	Acetone	ND		ug/L	0.90	2.0	1	EPA SW846-8260B	09/12/2012 13:39	09/12/2012 13:39	SS
71-43-2	Benzene	ND		ug/L	0.044	0.50	1	EPA SW846-8260B	09/12/2012 13:39	09/12/2012 13:39	SS
108-86-1	Bromobenzene	ND		ug/L	0.081	0.50	1	EPA SW846-8260B	09/12/2012 13:39	09/12/2012 13:39	SS
74-97-5	Bromochloromethane	ND		ug/L	0.10	0.50	1	EPA SW846-8260B	09/12/2012 13:39	09/12/2012 13:39	SS
75-27-4	Bromodichloromethane	ND		ug/L	0.054	0.50	1	EPA SW846-8260B	09/12/2012 13:39	09/12/2012 13:39	SS
75-25-2	Bromoform	ND		ug/L	0.079	0.50	1	EPA SW846-8260B	09/12/2012 13:39	09/12/2012 13:39	SS
74-83-9	Bromomethane	0.49	J	ug/L	0.20	0.50	1	EPA SW846-8260B	09/12/2012 13:39	09/12/2012 13:39	SS
56-23-5	Carbon tetrachloride	ND		ug/L	0.085	0.50	1	EPA SW846-8260B	09/12/2012 13:39	09/12/2012 13:39	SS
108-90-7	Chlorobenzene	ND		ug/L	0.063	0.50	1	EPA SW846-8260B	09/12/2012 13:39	09/12/2012 13:39	SS
75-00-3	Chloroethane	ND		ug/L	0.090	0.50	1	EPA SW846-8260B	09/12/2012 13:39	09/12/2012 13:39	SS
67-66-3	Chloroform	ND		ug/L	0.079	0.50	1	EPA SW846-8260B	09/12/2012 13:39	09/12/2012 13:39	SS
74-87-3	Chloromethane	ND		ug/L	0.076	0.50	1	EPA SW846-8260B	09/12/2012 13:39	09/12/2012 13:39	SS
156-59-2	cis-1,2-Dichloroethylene	ND		ug/L	0.069	0.50	1	EPA SW846-8260B	09/12/2012 13:39	09/12/2012 13:39	SS
10061-01-5	cis-1,3-Dichloropropylene	ND		ug/L	0.067	0.50	1	EPA SW846-8260B	09/12/2012 13:39	09/12/2012 13:39	SS
124-48-1	Dibromochloromethane	ND		ug/L	0.053	0.50	1	EPA SW846-8260B	09/12/2012 13:39	09/12/2012 13:39	SS
74-95-3	Dibromomethane	ND		ug/L	0.12	0.50	1	EPA SW846-8260B	09/12/2012 13:39	09/12/2012 13:39	SS
75-71-8	Dichlorodifluoromethane	ND		ug/L	0.092	0.50	1	EPA SW846-8260B	09/12/2012 13:39	09/12/2012 13:39	SS
100-41-4	Ethyl Benzene	ND		ug/L	0.057	0.50	1	EPA SW846-8260B	09/12/2012 13:39	09/12/2012 13:39	SS
87-68-3	Hexachlorobutadiene	ND		ug/L	0.12	0.50	1	EPA SW846-8260B	09/12/2012 13:39	09/12/2012 13:39	SS
98-82-8	Isopropylbenzene	ND		ug/L	0.056	0.50	1	EPA SW846-8260B	09/12/2012 13:39	09/12/2012 13:39	SS
1634-04-4	Methyl tert-butyl ether (MTBE)	ND		ug/L	0.48	0.50	1	EPA SW846-8260B	09/12/2012 13:39	09/12/2012 13:39	SS
75-09-2	Methylene chloride	0.31	J, B	ug/L	0.26	2.0	1	EPA SW846-8260B	09/12/2012 13:39	09/12/2012 13:39	SS
91-20-3	Naphthalene	0.14	J, B	ug/L	0.090	2.0	1	EPA SW846-8260B	09/12/2012 13:39	09/12/2012 13:39	SS
104-51-8	n-Butylbenzene	ND		ug/L	0.083	0.50	1	EPA SW846-8260B	09/12/2012 13:39	09/12/2012 13:39	SS
103-65-1	n-Propylbenzene	ND		ug/L	0.068	0.50	1	EPA SW846-8260B	09/12/2012 13:39	09/12/2012 13:39	SS

Sample Information

Client Sample ID: WQ090412:1605NP2-7

York Sample ID: 1210197-02

York Project (SDG) No.
1210197

Client Project ID
ROWE INDUSTRIES

Matrix
Water

Collection Date/Time
September 4, 2012 3:00 pm

Date Received
09/05/2012

Volatile Organics, 8260 List - Low Level

Log-in Notes:

Sample Notes:

Sample Prepared by Method: EPA 5030B

CAS No.	Parameter	Result	Flag	Units	MDL	RL	Dilution	Reference Method	Date/Time Prepared	Date/Time Analyzed	Analyst
95-47-6	o-Xylene	ND		ug/L	0.050	0.50	1	EPA SW846-8260B	09/12/2012 13:39	09/12/2012 13:39	SS
1330-20-7P/M	p- & m- Xylenes	ND		ug/L	0.090	1.0	1	EPA SW846-8260B	09/12/2012 13:39	09/12/2012 13:39	SS
99-87-6	p-Isopropyltoluene	ND		ug/L	0.044	0.50	1	EPA SW846-8260B	09/12/2012 13:39	09/12/2012 13:39	SS
135-98-8	sec-Butylbenzene	ND		ug/L	0.050	0.50	1	EPA SW846-8260B	09/12/2012 13:39	09/12/2012 13:39	SS
100-42-5	Styrene	ND		ug/L	0.043	0.50	1	EPA SW846-8260B	09/12/2012 13:39	09/12/2012 13:39	SS
98-06-6	tert-Butylbenzene	ND		ug/L	0.050	0.50	1	EPA SW846-8260B	09/12/2012 13:39	09/12/2012 13:39	SS
127-18-4	Tetrachloroethylene	ND		ug/L	0.070	0.50	1	EPA SW846-8260B	09/12/2012 13:39	09/12/2012 13:39	SS
108-88-3	Toluene	ND		ug/L	0.042	0.50	1	EPA SW846-8260B	09/12/2012 13:39	09/12/2012 13:39	SS
156-60-5	trans-1,2-Dichloroethylene	ND		ug/L	0.085	0.50	1	EPA SW846-8260B	09/12/2012 13:39	09/12/2012 13:39	SS
10061-02-6	trans-1,3-Dichloropropylene	ND		ug/L	0.060	0.50	1	EPA SW846-8260B	09/12/2012 13:39	09/12/2012 13:39	SS
79-01-6	Trichloroethylene	ND		ug/L	0.071	0.50	1	EPA SW846-8260B	09/12/2012 13:39	09/12/2012 13:39	SS
75-69-4	Trichlorofluoromethane	ND		ug/L	0.094	0.50	1	EPA SW846-8260B	09/12/2012 13:39	09/12/2012 13:39	SS
75-01-4	Vinyl Chloride	ND		ug/L	0.062	0.50	1	EPA SW846-8260B	09/12/2012 13:39	09/12/2012 13:39	SS
1330-20-7	Xylenes, Total	ND		ug/L	0.12	1.5	1	EPA SW846-8260B	09/12/2012 13:39	09/12/2012 13:39	SS
Surrogate Recoveries		Result			Acceptance Range						
17060-07-0	Surrogate: 1,2-Dichloroethane-d4	85.2 %			72.6-129						
460-00-4	Surrogate: p-Bromofluorobenzene	86.6 %			63.5-145						
2037-26-5	Surrogate: Toluene-d8	100 %			81.2-127						

Iron, Dissolved by EPA 6010

Log-in Notes:

Sample Notes:

Sample Prepared by Method: EPA 3010A

CAS No.	Parameter	Result	Flag	Units	MDL	RL	Dilution	Reference Method	Date/Time Prepared	Date/Time Analyzed	Analyst
7439-89-6	Iron	0.236		mg/L	0.0100	0.0100	1	EPA SW846-6010B	09/10/2012 16:00	09/10/2012 18:42	MW

Iron by EPA 200.7

Log-in Notes:

Sample Notes:

Sample Prepared by Method: EPA 3010A

CAS No.	Parameter	Result	Flag	Units	MDL	RL	Dilution	Reference Method	Date/Time Prepared	Date/Time Analyzed	Analyst
7439-89-6	Iron	0.0591		mg/L	0.0100	0.0100	1	EPA 200.7	09/10/2012 16:00	09/11/2012 18:47	MW

Total Solids (Aq)

Log-in Notes:

Sample Notes:

Sample Prepared by Method: % Solids Prep

CAS No.	Parameter	Result	Flag	Units	MDL	RL	Dilution	Reference Method	Date/Time Prepared	Date/Time Analyzed	Analyst
	Total Solids	94.0		mg/L	1.00	1.00	1	SM 2540B	09/11/2012 09:39	09/11/2012 09:39	ALD

Sample Information

Client Sample ID: WQ090412:1610NP2-10

York Sample ID: 1210198-01

York Project (SDG) No.
1210198

Client Project ID
ROWE INDUSTRIES

Matrix
Water

Collection Date/Time
September 4, 2012 3:00 pm

Date Received
09/05/2012

Volatile Organics, 8260 List - Low Level

Log-in Notes:

Sample Notes:

Sample Prepared by Method: EPA 5030B

CAS No.	Parameter	Result	Flag	Units	MDL	RL	Dilution	Reference Method	Date/Time Prepared	Date/Time Analyzed	Analyst
630-20-6	1,1,1,2-Tetrachloroethane	ND		ug/L	0.071	0.50	1	EPA SW846-8260B	09/11/2012 17:24	09/12/2012 17:59	SS
71-55-6	1,1,1-Trichloroethane	ND		ug/L	0.024	0.50	1	EPA SW846-8260B	09/11/2012 17:24	09/12/2012 17:59	SS
79-34-5	1,1,2,2-Tetrachloroethane	ND		ug/L	0.17	0.50	1	EPA SW846-8260B	09/11/2012 17:24	09/12/2012 17:59	SS
76-13-1	1,2-Trichloro-1,2,2-trifluoroethane (Freon 113)	ND		ug/L	0.074	0.50	1	EPA SW846-8260B	09/11/2012 17:24	09/12/2012 17:59	SS
79-00-5	1,1,2-Trichloroethane	ND		ug/L	0.070	0.50	1	EPA SW846-8260B	09/11/2012 17:24	09/12/2012 17:59	SS
75-34-3	1,1-Dichloroethane	ND		ug/L	0.044	0.50	1	EPA SW846-8260B	09/11/2012 17:24	09/12/2012 17:59	SS
75-35-4	1,1-Dichloroethylene	ND		ug/L	0.044	0.50	1	EPA SW846-8260B	09/11/2012 17:24	09/12/2012 17:59	SS
563-58-6	1,1-Dichloropropylene	ND		ug/L	0.11	0.50	1	EPA SW846-8260B	09/11/2012 17:24	09/12/2012 17:59	SS
87-61-6	1,2,3-Trichlorobenzene	ND		ug/L	0.12	2.0	1	EPA SW846-8260B	09/11/2012 17:24	09/12/2012 17:59	SS
96-18-4	1,2,3-Trichloropropane	ND		ug/L	0.17	0.50	1	EPA SW846-8260B	09/11/2012 17:24	09/12/2012 17:59	SS
120-82-1	1,2,4-Trichlorobenzene	ND		ug/L	0.11	2.0	1	EPA SW846-8260B	09/11/2012 17:24	09/12/2012 17:59	SS
95-63-6	1,2,4-Trimethylbenzene	ND		ug/L	0.068	0.50	1	EPA SW846-8260B	09/11/2012 17:24	09/12/2012 17:59	SS
96-12-8	1,2-Dibromo-3-chloropropane	ND		ug/L	0.46	2.0	1	EPA SW846-8260B	09/11/2012 17:24	09/12/2012 17:59	SS
106-93-4	1,2-Dibromoethane	ND		ug/L	0.15	0.50	1	EPA SW846-8260B	09/11/2012 17:24	09/12/2012 17:59	SS
95-50-1	1,2-Dichlorobenzene	ND		ug/L	0.071	0.50	1	EPA SW846-8260B	09/11/2012 17:24	09/12/2012 17:59	SS
107-06-2	1,2-Dichloroethane	ND		ug/L	0.12	0.50	1	EPA SW846-8260B	09/11/2012 17:24	09/12/2012 17:59	SS
78-87-5	1,2-Dichloropropane	ND		ug/L	0.051	0.50	1	EPA SW846-8260B	09/11/2012 17:24	09/12/2012 17:59	SS
108-67-8	1,3,5-Trimethylbenzene	ND		ug/L	0.059	0.50	1	EPA SW846-8260B	09/11/2012 17:24	09/12/2012 17:59	SS
541-73-1	1,3-Dichlorobenzene	ND		ug/L	0.048	0.50	1	EPA SW846-8260B	09/11/2012 17:24	09/12/2012 17:59	SS
142-28-9	1,3-Dichloropropane	ND		ug/L	0.12	0.50	1	EPA SW846-8260B	09/11/2012 17:24	09/12/2012 17:59	SS
106-46-7	1,4-Dichlorobenzene	ND		ug/L	0.048	0.50	1	EPA SW846-8260B	09/11/2012 17:24	09/12/2012 17:59	SS
594-20-7	2,2-Dichloropropane	ND		ug/L	0.096	0.50	1	EPA SW846-8260B	09/11/2012 17:24	09/12/2012 17:59	SS
95-49-8	2-Chlorotoluene	ND		ug/L	0.084	0.50	1	EPA SW846-8260B	09/11/2012 17:24	09/12/2012 17:59	SS
591-78-6	2-Hexanone	ND		ug/L	0.24	0.50	1	EPA SW846-8260B	09/11/2012 17:24	09/12/2012 17:59	SS
106-43-4	4-Chlorotoluene	ND		ug/L	0.072	0.50	1	EPA SW846-8260B	09/11/2012 17:24	09/12/2012 17:59	SS
67-64-1	Acetone	ND		ug/L	0.90	2.0	1	EPA SW846-8260B	09/11/2012 17:24	09/12/2012 17:59	SS
71-43-2	Benzene	ND		ug/L	0.044	0.50	1	EPA SW846-8260B	09/11/2012 17:24	09/12/2012 17:59	SS
108-86-1	Bromobenzene	ND		ug/L	0.081	0.50	1	EPA SW846-8260B	09/11/2012 17:24	09/12/2012 17:59	SS
74-97-5	Bromochloromethane	ND		ug/L	0.10	0.50	1	EPA SW846-8260B	09/11/2012 17:24	09/12/2012 17:59	SS
75-27-4	Bromodichloromethane	ND		ug/L	0.054	0.50	1	EPA SW846-8260B	09/11/2012 17:24	09/12/2012 17:59	SS
75-25-2	Bromoform	ND		ug/L	0.079	0.50	1	EPA SW846-8260B	09/11/2012 17:24	09/12/2012 17:59	SS
74-83-9	Bromomethane	ND		ug/L	0.20	0.50	1	EPA SW846-8260B	09/11/2012 17:24	09/12/2012 17:59	SS
56-23-5	Carbon tetrachloride	ND		ug/L	0.085	0.50	1	EPA SW846-8260B	09/11/2012 17:24	09/12/2012 17:59	SS
108-90-7	Chlorobenzene	ND		ug/L	0.063	0.50	1	EPA SW846-8260B	09/11/2012 17:24	09/12/2012 17:59	SS

Sample Information

Client Sample ID: WQ090412:1610NP2-10

York Sample ID: 1210198-01

York Project (SDG) No.
1210198

Client Project ID
ROWE INDUSTRIES

Matrix
Water

Collection Date/Time
September 4, 2012 3:00 pm

Date Received
09/05/2012

Volatile Organics, 8260 List - Low Level

Log-in Notes:

Sample Notes:

Sample Prepared by Method: EPA 5030B

CAS No.	Parameter	Result	Flag	Units	MDL	RL	Dilution	Reference Method	Date/Time Prepared	Date/Time Analyzed	Analyst
75-00-3	Chloroethane	ND		ug/L	0.090	0.50	1	EPA SW846-8260B	09/11/2012 17:24	09/12/2012 17:59	SS
67-66-3	Chloroform	ND		ug/L	0.079	0.50	1	EPA SW846-8260B	09/11/2012 17:24	09/12/2012 17:59	SS
74-87-3	Chloromethane	ND		ug/L	0.076	0.50	1	EPA SW846-8260B	09/11/2012 17:24	09/12/2012 17:59	SS
156-59-2	cis-1,2-Dichloroethylene	ND		ug/L	0.069	0.50	1	EPA SW846-8260B	09/11/2012 17:24	09/12/2012 17:59	SS
10061-01-5	cis-1,3-Dichloropropylene	ND		ug/L	0.067	0.50	1	EPA SW846-8260B	09/11/2012 17:24	09/12/2012 17:59	SS
124-48-1	Dibromochloromethane	ND		ug/L	0.053	0.50	1	EPA SW846-8260B	09/11/2012 17:24	09/12/2012 17:59	SS
74-95-3	Dibromomethane	ND		ug/L	0.12	0.50	1	EPA SW846-8260B	09/11/2012 17:24	09/12/2012 17:59	SS
75-71-8	Dichlorodifluoromethane	ND		ug/L	0.092	0.50	1	EPA SW846-8260B	09/11/2012 17:24	09/12/2012 17:59	SS
100-41-4	Ethyl Benzene	ND		ug/L	0.057	0.50	1	EPA SW846-8260B	09/11/2012 17:24	09/12/2012 17:59	SS
87-68-3	Hexachlorobutadiene	ND		ug/L	0.12	0.50	1	EPA SW846-8260B	09/11/2012 17:24	09/12/2012 17:59	SS
98-82-8	Isopropylbenzene	ND		ug/L	0.056	0.50	1	EPA SW846-8260B	09/11/2012 17:24	09/12/2012 17:59	SS
1634-04-4	Methyl tert-butyl ether (MTBE)	ND		ug/L	0.48	0.50	1	EPA SW846-8260B	09/11/2012 17:24	09/12/2012 17:59	SS
75-09-2	Methylene chloride	ND		ug/L	0.26	2.0	1	EPA SW846-8260B	09/11/2012 17:24	09/12/2012 17:59	SS
91-20-3	Naphthalene	ND		ug/L	0.090	2.0	1	EPA SW846-8260B	09/11/2012 17:24	09/12/2012 17:59	SS
104-51-8	n-Butylbenzene	ND		ug/L	0.083	0.50	1	EPA SW846-8260B	09/11/2012 17:24	09/12/2012 17:59	SS
103-65-1	n-Propylbenzene	ND		ug/L	0.068	0.50	1	EPA SW846-8260B	09/11/2012 17:24	09/12/2012 17:59	SS
95-47-6	o-Xylene	ND		ug/L	0.050	0.50	1	EPA SW846-8260B	09/11/2012 17:24	09/12/2012 17:59	SS
1330-20-7P/M	p- & m- Xylenes	ND		ug/L	0.090	1.0	1	EPA SW846-8260B	09/11/2012 17:24	09/12/2012 17:59	SS
99-87-6	p-Isopropyltoluene	ND		ug/L	0.044	0.50	1	EPA SW846-8260B	09/11/2012 17:24	09/12/2012 17:59	SS
135-98-8	sec-Butylbenzene	ND		ug/L	0.050	0.50	1	EPA SW846-8260B	09/11/2012 17:24	09/12/2012 17:59	SS
100-42-5	Styrene	ND		ug/L	0.043	0.50	1	EPA SW846-8260B	09/11/2012 17:24	09/12/2012 17:59	SS
98-06-6	tert-Butylbenzene	ND		ug/L	0.050	0.50	1	EPA SW846-8260B	09/11/2012 17:24	09/12/2012 17:59	SS
127-18-4	Tetrachloroethylene	ND		ug/L	0.070	0.50	1	EPA SW846-8260B	09/11/2012 17:24	09/12/2012 17:59	SS
108-88-3	Toluene	ND		ug/L	0.042	0.50	1	EPA SW846-8260B	09/11/2012 17:24	09/12/2012 17:59	SS
156-60-5	trans-1,2-Dichloroethylene	ND		ug/L	0.085	0.50	1	EPA SW846-8260B	09/11/2012 17:24	09/12/2012 17:59	SS
10061-02-6	trans-1,3-Dichloropropylene	ND		ug/L	0.060	0.50	1	EPA SW846-8260B	09/11/2012 17:24	09/12/2012 17:59	SS
79-01-6	Trichloroethylene	ND		ug/L	0.071	0.50	1	EPA SW846-8260B	09/11/2012 17:24	09/12/2012 17:59	SS
75-69-4	Trichlorofluoromethane	ND		ug/L	0.094	0.50	1	EPA SW846-8260B	09/11/2012 17:24	09/12/2012 17:59	SS
75-01-4	Vinyl Chloride	ND		ug/L	0.062	0.50	1	EPA SW846-8260B	09/11/2012 17:24	09/12/2012 17:59	SS
1330-20-7	Xylenes, Total	ND		ug/L	0.12	1.5	1	EPA SW846-8260B	09/11/2012 17:24	09/12/2012 17:59	SS

Surrogate Recoveries

Result

Acceptance Range

17060-07-0	Surrogate: 1,2-Dichloroethane-d4	105 %
460-00-4	Surrogate: p-Bromofluorobenzene	94.3 %
2037-26-5	Surrogate: Toluene-d8	96.6 %

72.6-129

63.5-145

81.2-127

Sample Information

Client Sample ID: WQ090412:1610NP2-10

York Sample ID: 1210198-01

York Project (SDG) No.
1210198

Client Project ID
ROWE INDUSTRIES

Matrix
Water

Collection Date/Time
September 4, 2012 3:00 pm

Date Received
09/05/2012

Iron, Dissolved by EPA 6010

Log-in Notes:

Sample Notes:

Sample Prepared by Method: EPA 3010A

CAS No.	Parameter	Result	Flag	Units	MDL	RL	Dilution	Reference Method	Date/Time Prepared	Date/Time Analyzed	Analyst
7439-89-6	Iron	0.0492		mg/L	0.0100	0.0100	1	EPA SW846-6010B	09/10/2012 16:00	09/10/2012 18:52	MW

Iron by EPA 200.7

Log-in Notes:

Sample Notes:

Sample Prepared by Method: EPA 3010A

CAS No.	Parameter	Result	Flag	Units	MDL	RL	Dilution	Reference Method	Date/Time Prepared	Date/Time Analyzed	Analyst
7439-89-6	Iron	0.415		mg/L	0.0100	0.0100	1	EPA 200.7	09/10/2012 16:00	09/10/2012 19:09	MW

Total Dissolved Solids

Log-in Notes:

Sample Notes:

Sample Prepared by Method: % Solids Prep

CAS No.	Parameter	Result	Flag	Units	MDL	RL	Dilution	Reference Method	Date/Time Prepared	Date/Time Analyzed	Analyst
	Total Dissolved Solids	98.0		mg/L	1.00	1.00	1	SM 2540C	09/11/2012 09:41	09/11/2012 09:41	ALD

Analytical Batch Summary

Batch ID: BI20276 **Preparation Method:** % Solids Prep **Prepared By:** ALD

YORK Sample ID	Client Sample ID	Preparation Date
12I0198-01	WQ090412:1610NP2-10	09/11/12
BI20276-BLK1	Blank	09/11/12
BI20276-DUP1	Duplicate	09/11/12

Batch ID: BI20277 **Preparation Method:** % Solids Prep **Prepared By:** ALD

YORK Sample ID	Client Sample ID	Preparation Date
12I0197-01	WQ090412:1600NP2-6	09/11/12
12I0197-02	WQ090412:1605NP2-7	09/11/12
BI20277-BLK1	Blank	09/11/12

Batch ID: BI20313 **Preparation Method:** EPA 5030B **Prepared By:** AY

YORK Sample ID	Client Sample ID	Preparation Date
12I0197-01	WQ090412:1600NP2-6	09/12/12
12I0197-02	WQ090412:1605NP2-7	09/12/12
12I0198-01	WQ090412:1610NP2-10	09/11/12
BI20313-BLK1	Blank	09/12/12
BI20313-BS1	LCS	09/12/12
BI20313-BSD1	LCS Dup	09/12/12

Batch ID: BI20317 **Preparation Method:** EPA 3010A **Prepared By:** MW

YORK Sample ID	Client Sample ID	Preparation Date
12I0197-01	WQ090412:1600NP2-6	09/10/12
12I0197-01	WQ090412:1600NP2-6	09/10/12
12I0197-02	WQ090412:1605NP2-7	09/10/12
12I0197-02	WQ090412:1605NP2-7	09/10/12
12I0198-01	WQ090412:1610NP2-10	09/10/12
12I0198-01	WQ090412:1610NP2-10	09/10/12
BI20317-BLK1	Blank	09/10/12
BI20317-BLK1	Blank	09/10/12
BI20317-DUP1	Duplicate	09/10/12
BI20317-DUP1	Duplicate	09/10/12
BI20317-MS1	Matrix Spike	09/10/12
BI20317-MS1	Matrix Spike	09/10/12
BI20317-SRM1	Reference	09/10/12
BI20317-SRM1	Reference	09/10/12

Volatile Organic Compounds by EPA SW846-8260B - Quality Control Data

York Analytical Laboratories, Inc.

Analyte	Result	Reporting	Units	Spike	Source*	%REC	%REC	Flag	RPD	
		Limit			Result				Limits	RPD

Batch BI20313 - EPA 5030B

Blank (BI20313-BLK1)

Prepared & Analyzed: 09/12/2012

1,1,1,2-Tetrachloroethane	ND	0.50	ug/L
1,1,1-Trichloroethane	ND	0.50	"
1,1,2,2-Tetrachloroethane	ND	0.50	"
1,1,2-Trichloro-1,2,2-trifluoroethane (Freon 113)	ND	0.50	"
1,1,2-Trichloroethane	ND	0.50	"
1,1-Dichloroethane	ND	0.50	"
1,1-Dichloroethylene	ND	0.50	"
1,1-Dichloropropylene	ND	0.50	"
1,2,3-Trichlorobenzene	ND	2.0	"
1,2,3-Trichloropropane	ND	0.50	"
1,2,4-Trichlorobenzene	ND	2.0	"
1,2,4-Trimethylbenzene	ND	0.50	"
1,2-Dibromo-3-chloropropane	ND	2.0	"
1,2-Dibromoethane	ND	0.50	"
1,2-Dichlorobenzene	ND	0.50	"
1,2-Dichloroethane	ND	0.50	"
1,2-Dichloropropane	ND	0.50	"
1,3,5-Trimethylbenzene	ND	0.50	"
1,3-Dichlorobenzene	ND	0.50	"
1,3-Dichloropropane	ND	0.50	"
1,4-Dichlorobenzene	ND	0.50	"
2,2-Dichloropropane	ND	0.50	"
2-Chlorotoluene	ND	0.50	"
2-Hexanone	ND	0.50	"
4-Chlorotoluene	ND	0.50	"
Acetone	2.6	2.0	"
Benzene	ND	0.50	"
Bromobenzene	ND	0.50	"
Bromochloromethane	ND	0.50	"
Bromodichloromethane	ND	0.50	"
Bromoform	ND	0.50	"
Bromomethane	ND	0.50	"
Carbon tetrachloride	ND	0.50	"
Chlorobenzene	ND	0.50	"
Chloroethane	ND	0.50	"
Chloroform	ND	0.50	"
Chloromethane	ND	0.50	"
cis-1,2-Dichloroethylene	ND	0.50	"
cis-1,3-Dichloropropylene	ND	0.50	"
Dibromochloromethane	ND	0.50	"
Dibromomethane	ND	0.50	"
Dichlorodifluoromethane	ND	0.50	"
Ethyl Benzene	ND	0.50	"
Hexachlorobutadiene	ND	0.50	"
Isopropylbenzene	ND	0.50	"
Methyl tert-butyl ether (MTBE)	ND	0.50	"
Methylene chloride	0.29	2.0	"
Naphthalene	1.4	2.0	"
n-Butylbenzene	ND	0.50	"
n-Propylbenzene	ND	0.50	"
o-Xylene	ND	0.50	"
p- & m- Xylenes	ND	1.0	"
p-Isopropyltoluene	ND	0.50	"
sec-Butylbenzene	ND	0.50	"

Volatile Organic Compounds by EPA SW846-8260B - Quality Control Data

York Analytical Laboratories, Inc.

Analyte	Result	Reporting Limit	Units	Spike Level	Source* Result	%REC Limits	%REC Limits	Flag	RPD	RPD Limit	Flag
Batch BI20313 - EPA 5030B											
Blank (BI20313-BLK1)										Prepared & Analyzed: 09/12/2012	
Styrene	ND	0.50	ug/L								
tert-Butylbenzene	ND	0.50	"								
Tetrachloroethylene	ND	0.50	"								
Toluene	ND	0.50	"								
trans-1,2-Dichloroethylene	ND	0.50	"								
trans-1,3-Dichloropropylene	ND	0.50	"								
Trichloroethylene	ND	0.50	"								
Trichlorofluoromethane	ND	0.50	"								
Vinyl Chloride	ND	0.50	"								
Xylenes, Total	ND	1.5	"								
<i>Surrogate: 1,2-Dichloroethane-d4</i>	9.46		"	10.0		94.6	72.6-129				
<i>Surrogate: p-Bromofluorobenzene</i>	9.63		"	10.0		96.3	63.5-145				
<i>Surrogate: Toluene-d8</i>	9.83		"	10.0		98.3	81.2-127				
LCS (BI20313-BS1)										Prepared & Analyzed: 09/12/2012	
1,1,1,2-Tetrachloroethane	10.9		ug/L	10.0		109	82.3-130				
1,1,1-Trichloroethane	12.0		"	10.0		120	75.6-137				
1,1,2,2-Tetrachloroethane	9.62		"	10.0		96.2	71.3-131				
1,1,2-Trichloro-1,2,2-trifluoroethane (Freon 113)	12.3		"	10.0		123	71.1-129				
1,1,2-Trichloroethane	9.94		"	10.0		99.4	74.5-129				
1,1-Dichloroethane	14.1		"	10.0		141	79.6-132	High Bias			
1,1-Dichloroethylene	12.9		"	10.0		129	80.2-146				
1,1-Dichloropropylene	11.7		"	10.0		117	75-136				
1,2,3-Trichlorobenzene	11.8		"	10.0		118	66.1-136				
1,2,3-Trichloropropane	9.14		"	10.0		91.4	63-131				
1,2,4-Trichlorobenzene	10.8		"	10.0		108	70.6-136				
1,2,4-Trimethylbenzene	12.3		"	10.0		123	75.3-135				
1,2-Dibromo-3-chloropropane	11.0		"	10.0		110	58.9-140				
1,2-Dibromoethane	10.4		"	10.0		104	79-130				
1,2-Dichlorobenzene	10.5		"	10.0		105	76.1-122				
1,2-Dichloroethane	10.6		"	10.0		106	74.6-132				
1,2-Dichloropropane	11.5		"	10.0		115	76.9-129				
1,3,5-Trimethylbenzene	12.0		"	10.0		120	70.6-127				
1,3-Dichlorobenzene	11.1		"	10.0		111	77-124				
1,3-Dichloropropane	10.0		"	10.0		100	75.8-126				
1,4-Dichlorobenzene	10.8		"	10.0		108	76.6-125				
2,2-Dichloropropane	7.40		"	10.0		74.0	69-133				
2-Chlorotoluene	10.6		"	10.0		106	66.3-119				
2-Hexanone	7.64		"	10.0		76.4	70-130				
4-Chlorotoluene	11.1		"	10.0		111	69.2-127				
Acetone	12.2		"	10.0		122	70-130				
Benzene	11.0		"	10.0		110	76.2-129				
Bromobenzene	9.97		"	10.0		99.7	71.3-123				
Bromochloromethane	10.4		"	10.0		104	70.8-137				
Bromodichloromethane	12.0		"	10.0		120	79.7-134				
Bromoform	11.0		"	10.0		110	70.5-141				
Bromomethane	7.17		"	10.0		71.7	43.9-147				
Carbon tetrachloride	11.6		"	10.0		116	78.1-138				
Chlorobenzene	11.1		"	10.0		111	80.4-125				
Chloroethane	6.81		"	10.0		68.1	55.8-140				
Chloroform	11.5		"	10.0		115	76.6-133				
Chloromethane	8.84		"	10.0		88.4	48.8-115				
cis-1,2-Dichloroethylene	12.1		"	10.0		121	75.1-128				
cis-1,3-Dichloropropylene	10.4		"	10.0		104	74.5-128				

Volatile Organic Compounds by EPA SW846-8260B - Quality Control Data

York Analytical Laboratories, Inc.

Analyte	Result	Reporting Limit	Units	Spike Level	Source* Result	%REC Limits	Flag	RPD	Limit	Flag
Batch BI20313 - EPA 5030B										
Prepared & Analyzed: 09/12/2012										
LCS (BI20313-BS1)										
Dibromochloromethane	10.8		ug/L	10.0		108			79.8-134	
Dibromomethane	11.3		"	10.0		113			79-130	
Dichlorodifluoromethane	7.63		"	10.0		76.3			47.1-101	
Ethyl Benzene	11.8		"	10.0		118			80.8-128	
Hexachlorobutadiene	12.5		"	10.0		125			64.8-128	
Isopropylbenzene	12.0		"	10.0		120			75.5-135	
Methyl tert-butyl ether (MTBE)	6.91		"	10.0		69.1			65.1-140	
Methylene chloride	10.7		"	10.0		107			61.3-120	
Naphthalene	13.0		"	10.0		130			62.3-148	
n-Butylbenzene	11.9		"	10.0		119			67.2-123	
n-Propylbenzene	11.4		"	10.0		114			70.5-127	
o-Xylene	10.7		"	10.0		107			75.9-122	
p- & m- Xylenes	22.5		"	20.0		112			77.7-127	
p-Isopropyltoluene	12.5		"	10.0		125			75.6-129	
sec-Butylbenzene	11.8		"	10.0		118			71.5-125	
Styrene	10.6		"	10.0		106			77.8-123	
tert-Butylbenzene	13.4		"	10.0		134			75.9-151	
Tetrachloroethylene	12.4		"	10.0		124			63.6-167	
Toluene	11.5		"	10.0		115			77-123	
trans-1,2-Dichloroethylene	12.0		"	10.0		120			76.3-139	
trans-1,3-Dichloropropylene	9.80		"	10.0		98.0			72.5-137	
Trichloroethylene	12.2		"	10.0		122			77.9-130	
Trichlorofluoromethane	11.6		"	10.0		116			57.4-133	
Vinyl Chloride	10.1		"	10.0		101			54.9-124	
<i>Surrogate: 1,2-Dichloroethane-d4</i>	<i>9.42</i>		<i>"</i>	<i>10.0</i>		<i>94.2</i>			<i>72.6-129</i>	
<i>Surrogate: p-Bromofluorobenzene</i>	<i>9.31</i>		<i>"</i>	<i>10.0</i>		<i>93.1</i>			<i>63.5-145</i>	
<i>Surrogate: Toluene-d8</i>	<i>10.4</i>		<i>"</i>	<i>10.0</i>		<i>104</i>			<i>81.2-127</i>	

Volatile Organic Compounds by EPA SW846-8260B - Quality Control Data

York Analytical Laboratories, Inc.

Analyte	Result	Reporting Limit	Units	Spike Level	Source* Result	%REC	%REC Limits	Flag	RPD	RPD Limit	Flag
Batch BI20313 - EPA 5030B											
LCS Dup (BI20313-BSD1)											
Prepared & Analyzed: 09/12/2012											
1,1,1,2-Tetrachloroethane	11.0		ug/L	10.0		110	82.3-130		0.274	21.1	
1,1,1-Trichloroethane	10.9		"	10.0		109	75.6-137		9.72	19.7	
1,1,2,2-Tetrachloroethane	10.8		"	10.0		108	71.3-131		11.6	20.8	
1,1,2-Trichloro-1,2,2-trifluoroethane (Freon 113)	10.1		"	10.0		101	71.1-129		19.9	21.7	
1,1,2-Trichloroethane	10.6		"	10.0		106	74.5-129		6.80	20.3	
1,1-Dichloroethane	10.6		"	10.0		106	79.6-132		28.5	20.6	Non-dir.
1,1-Dichloroethylene	10.4		"	10.0		104	80.2-146		21.2	20	Non-dir.
1,1-Dichloropropylene	10.9		"	10.0		109	75-136		6.71	19.3	
1,2,3-Trichlorobenzene	11.3		"	10.0		113	66.1-136		4.94	21.6	
1,2,3-Trichloropropane	10.3		"	10.0		103	63-131		11.9	23.9	
1,2,4-Trichlorobenzene	10.3		"	10.0		103	70.6-136		4.26	21.7	
1,2,4-Trimethylbenzene	10.7		"	10.0		107	75.3-135		13.5	18.8	
1,2-Dibromo-3-chloropropane	10.2		"	10.0		102	58.9-140		7.07	27.7	
1,2-Dibromoethane	11.0		"	10.0		110	79-130		5.05	23	
1,2-Dichlorobenzene	10.5		"	10.0		105	76.1-122		0.286	19.8	
1,2-Dichloroethane	10.6		"	10.0		106	74.6-132		0.943	20.2	
1,2-Dichloropropane	10.8		"	10.0		108	76.9-129		6.19	20.7	
1,3,5-Trimethylbenzene	10.5		"	10.0		105	70.6-127		13.0	18.9	
1,3-Dichlorobenzene	10.6		"	10.0		106	77-124		4.33	19.2	
1,3-Dichloropropane	10.7		"	10.0		107	75.8-126		6.48	22.1	
1,4-Dichlorobenzene	10.6		"	10.0		106	76.6-125		2.43	18.6	
2,2-Dichloropropane	10.2		"	10.0		102	69-133		31.4	19.8	Non-dir.
2-Chlorotoluene	9.86		"	10.0		98.6	66.3-119		6.95	21.6	
2-Hexanone	10.0		"	10.0		100	70-130		26.9	30	
4-Chlorotoluene	10.4		"	10.0		104	69.2-127		5.86	19	
Acetone	7.05		"	10.0		70.5	70-130		53.4	30	Non-dir.
Benzene	10.8		"	10.0		108	76.2-129		2.57	19	
Bromobenzene	10.5		"	10.0		105	71.3-123		4.99	20.3	
Bromochloromethane	10.7		"	10.0		107	70.8-137		2.66	23.9	
Bromodichloromethane	11.2		"	10.0		112	79.7-134		6.57	21	
Bromoform	11.4		"	10.0		114	70.5-141		3.56	21.8	
Bromomethane	7.82		"	10.0		78.2	43.9-147		8.67	28.4	
Carbon tetrachloride	11.2		"	10.0		112	78.1-138		3.61	20.1	
Chlorobenzene	10.8		"	10.0		108	80.4-125		2.01	19.9	
Chloroethane	5.38		"	10.0		53.8	55.8-140	Low Bias	23.5	23.3	Non-dir.
Chloroform	10.7		"	10.0		107	76.6-133		7.01	20.3	
Chloromethane	7.40		"	10.0		74.0	48.8-115		17.7	24.5	
cis-1,2-Dichloroethylene	11.3		"	10.0		113	75.1-128		7.10	20.5	
cis-1,3-Dichloropropylene	11.0		"	10.0		110	74.5-128		5.49	19.9	
Dibromochloromethane	11.2		"	10.0		112	79.8-134		3.63	21.3	
Dibromomethane	11.2		"	10.0		112	79-130		0.713	22.4	
Dichlorodifluoromethane	6.35		"	10.0		63.5	47.1-101		18.3	23.9	
Ethyl Benzene	11.4		"	10.0		114	80.8-128		3.35	19.2	
Hexachlorobutadiene	11.0		"	10.0		110	64.8-128		12.7	20.6	
Isopropylbenzene	11.3		"	10.0		113	75.5-135		6.20	20	
Methyl tert-butyl ether (MTBE)	9.70		"	10.0		97.0	65.1-140		33.6	23.6	Non-dir.
Methylene chloride	9.20		"	10.0		92.0	61.3-120		15.4	20.4	
Naphthalene	12.1		"	10.0		121	62.3-148		6.95	27.1	
n-Butylbenzene	10.4		"	10.0		104	67.2-123		13.5	19.1	
n-Propylbenzene	10.5		"	10.0		105	70.5-127		7.69	23.4	
o-Xylene	10.1		"	10.0		101	75.9-122		5.57	19.3	
p- & m- Xylenes	21.2		"	20.0		106	77.7-127		6.14	18.6	
p-Isopropyltoluene	10.9		"	10.0		109	75.6-129		13.5	19.1	
sec-Butylbenzene	10.7		"	10.0		107	71.5-125		10.0	18.9	

YORK

ANALYTICAL LABORATORIES, INC.

Volatile Organic Compounds by EPA SW846-8260B - Quality Control Data

York Analytical Laboratories, Inc.

Analyte	Result	Reporting Limit	Units	Spike Level	Source* Result	%REC	%REC Limits	Flag	RPD	RPD Limit	Flag
---------	--------	-----------------	-------	-------------	----------------	------	-------------	------	-----	-----------	------

Batch BI20313 - EPA 5030B

LCS Dup (BI20313-BSD1)

Prepared & Analyzed: 09/12/2012

Styrene	10.1		ug/L	10.0		101	77.8-123		4.93	20.9	
tert-Butylbenzene	12.4		"	10.0		124	75.9-151		7.21	20.9	
Tetrachloroethylene	10.9		"	10.0		109	63.6-167		12.9	27.7	
Toluene	10.8		"	10.0		108	77-123		6.11	18.7	
trans-1,2-Dichloroethylene	10.3		"	10.0		103	76.3-139		14.5	19.5	
trans-1,3-Dichloropropylene	10.8		"	10.0		108	72.5-137		9.52	19.3	
Trichloroethylene	10.9		"	10.0		109	77.9-130		11.9	20.5	
Trichlorofluoromethane	9.39		"	10.0		93.9	57.4-133		20.7	21.4	
Vinyl Chloride	7.93		"	10.0		79.3	54.9-124		24.1	22.3	Non-dir.
<i>Surrogate: 1,2-Dichloroethane-d4</i>	<i>9.91</i>		<i>"</i>	<i>10.0</i>		<i>99.1</i>	<i>72.6-129</i>				
<i>Surrogate: p-Bromofluorobenzene</i>	<i>9.85</i>		<i>"</i>	<i>10.0</i>		<i>98.5</i>	<i>63.5-145</i>				
<i>Surrogate: Toluene-d8</i>	<i>9.81</i>		<i>"</i>	<i>10.0</i>		<i>98.1</i>	<i>81.2-127</i>				

Metals by EPA 6000 Series Methods - Quality Control Data

York Analytical Laboratories, Inc.

Analyte	Result	Reporting Limit	Units	Spike Level	Source* Result	%REC	%REC Limits	Flag	RPD	RPD Limit	Flag
Batch BI20317 - EPA 3010A											
Blank (BI20317-BLK1)										Prepared & Analyzed: 09/10/2012	
Iron - Dissolved	ND	0.0100	mg/L								
Duplicate (BI20317-DUP1)										Prepared & Analyzed: 09/10/2012	
*Source sample: 12I0198-01 (WQ090412:1610NP2-10)											
Iron - Dissolved	0.0529	0.0100	mg/L		0.0492				7.25	20	
Matrix Spike (BI20317-MS1)										Prepared & Analyzed: 09/10/2012	
*Source sample: 12I0198-01 (WQ090412:1610NP2-10)											
Iron - Dissolved	1.09	0.0100	mg/L	1.00	0.0492	104	75-125				
Reference (BI20317-SRM1)										Prepared & Analyzed: 09/10/2012	
Iron - Dissolved	0.266	0.0100	mg/L	0.274		97.0	86.9-115				

Metals by EPA 200 Series Methods - Quality Control Data

York Analytical Laboratories, Inc.

Analyte	Result	Reporting Limit	Units	Spike Level	Source* Result	%REC	%REC Limits	Flag	RPD	RPD Limit	Flag
Batch BI20317 - EPA 3010A											
Blank (BI20317-BLK1)											
								Prepared & Analyzed: 09/10/2012			
Iron	ND	0.0100	mg/L								
Duplicate (BI20317-DUP1)											
								Prepared & Analyzed: 09/10/2012			
*Source sample: 12I0198-01 (WQ090412:1610NP2-10)											
Iron	0.420	0.0100	mg/L		0.415				1.35	20	
Matrix Spike (BI20317-MS1)											
								Prepared & Analyzed: 09/10/2012			
*Source sample: 12I0198-01 (WQ090412:1610NP2-10)											
Iron	1.44	0.0100	mg/L	1.00	0.415	102	75-125				
Reference (BI20317-SRM1)											
								Prepared & Analyzed: 09/10/2012			
Iron	0.266	0.0100	mg/L	0.274		97.0	86.9-115				

Miscellaneous Physical/Conventional Chemistry Parameters - Quality Control Data

York Analytical Laboratories, Inc.

Analyte	Result	Reporting Limit	Units	Spike Level	Source* Result	%REC Limits	Flag	RPD	RPD Limit	Flag
Batch BI20276 - % Solids Prep										
Blank (BI20276-BLK1)							Prepared & Analyzed: 09/11/2012			
Total Dissolved Solids	ND	1.00	mg/L							
Duplicate (BI20276-DUP1)							Prepared & Analyzed: 09/11/2012			
*Source sample: 12I0198-01 (WQ090412:1610NP2-10)										
Total Dissolved Solids	97.0	1.00	mg/L		98.0			1.03	15	
Batch BI20277 - % Solids Prep										
Blank (BI20277-BLK1)							Prepared & Analyzed: 09/11/2012			
Total Solids	ND	1.00	mg/L							

Notes and Definitions

- QL-02 This LCS analyte is outside Laboratory Recovery limits due the analyte behavior using the referenced method. The reference method has certain limitations with respect to analytes of this nature.
- J Detected below the Reporting Limit but greater than or equal to the Method Detection Limit (MDL); therefore, the result is an estimated concentration.
- B Analyte is found in the associated analysis batch blank. For volatiles, methylene chloride and acetone are common lab contaminants. Data users should consider anything <10x the blank value as artifact.
-
- ND Analyte NOT DETECTED at the stated Reporting Limit (RL) or above.
- RL REPORTING LIMIT - the minimum reportable value based upon the lowest point in the analyte calibration curve.
- MDL METHOD DETECTION LIMIT - the minimum concentration that can be measured and reported with a 99% confidence that the concentration is greater than zero. If requested or required, a value reported below the RL and above the MDL is considered estimated and is noted with a "J" flag.
- NR Not reported
- RPD Relative Percent Difference
- Wet The data has been reported on an as-received (wet weight) basis
- Low Bias Low Bias flag indicates that the recovery of the flagged analyte is below the laboratory or regulatory lower control limit. The data user should take note that this analyte may be biased low but should evaluate multiple lines of evidence including the LCS and site-specific MS/MSD data to draw bias conclusions. In cases where no site-specific MS/MSD was requested, only the LCS data can be used to evaluate such bias.
- High Bias High Bias flag indicates that the recovery of the flagged analyte is above the laboratory or regulatory upper control limit. The data user should take note that this analyte may be biased high but should evaluate multiple lines of evidence including the LCS and site-specific MS/MSD data to draw bias conclusions. In cases where no site-specific MS/MSD was requested, only the LCS data can be used to evaluate such bias.
- Non-Dir. Non-dir. flag (Non-Directional Bias) indicates that the Relative Percent Difference (RPD) (a measure of precision) among the MS and MSD data is outside the laboratory or regulatory control limit. This alerts the data user where the MS and MSD are from site-specific samples that the RPD is high due to either non-homogeneous distribution of target analyte between the MS/MSD or indicates poor reproducibility for other reasons.

If EPA SW-846 method 8270 is included herein it is noted that the target compound N-nitrosodiphenylamine (NDPA) decomposes in the gas chromatographic inlet and cannot be separated from diphenylamine (DPA). These results could actually represent 100% DPA, 100% NDPA or some combination of the two. For this reason, York reports the combined result for n-nitrosodiphenylamine and diphenylamine for either of these compounds as a combined concentration as Diphenylamine.

YORK

ANALYTICAL LABORATORIES, INC.
120 RESEARCH DR. STRATFORD, CT 06615
(203) 325-1371 FAX (203) 357-0166

Field Chain-of-Custody Record

Page 1 of 1

NOTE: York's Std. Terms & Conditions are listed on the back side of this document. This document serves as your written authorization to York to proceed with the analyses requested and your signature binds you to York's Std. Terms & Conditions unless superseded by written contract.

York Project No. 12D0197

YOUR Information		Report To:		Invoice To:		YOUR Project ID		Turn-Around Time		Report Type			
Company: <u>LBG INC</u>	Company: <u>Same</u>	Company: <u>Same</u>	Company: <u>Same</u>	Volatiles	Semi-Volatiles	Metals	Misc. Org.	Full Lists	Misc.	Summary Report <input checked="" type="checkbox"/> PDF			
Address: <u>4 Research Dr. Suite 301</u>	Address: <u>Same</u>	Address: <u>Same</u>	Address: <u>Same</u>	TICs	8270 or 825	RCKLAR	TPH GRO	PH Poll.	Chromat.	Summary w/ QA Summary <input checked="" type="checkbox"/> PDF			
Phone No. <u>203-929-8555</u>	Phone No. <u>Same</u>	Phone No. <u>Same</u>	Phone No. <u>Same</u>	STARS list	STARS list	PT 13 list	TPH DRO	TCL Organics	Readability	CT RCP Package			
Contact Person: <u>Tunde Sandoz</u>	Contact Person: <u>Same</u>	Contact Person: <u>Same</u>	Contact Person: <u>Same</u>	BTEX	BN Only	TAL	CT BTPH	TAL MeCN	Ignitability	CT RCP DOA/DUE Pkg			
E-Mail Address: <u>tsandoz@lbgct.com</u>	E-Mail Address: <u>Same</u>	E-Mail Address: <u>Same</u>	E-Mail Address: <u>Same</u>	MTBE	Acids Only	CT15 list	NY 310-13	Full TCLP	Flash Point	NY ASP A Package			
<p>Print Clearly and Legibly. All Information must be complete. Samples will NOT be logged in and the turn-around time clock will not begin until any questions by York are resolved.</p> <p><i>Evan Foster</i> Samples Collected/Authorized By (Signature)</p> <p><u>Evan Foster</u> Name (printed)</p>				Matrix Codes		MNHDEP list		Full App. IX	Sieve Anal.	NY ASP B Package <input checked="" type="checkbox"/>			
				<p>S - soil</p> <p>Other - specify (oil, etc.)</p> <p>WW - wastewater</p> <p>GW - groundwater</p> <p>DW - drinking water</p> <p>Air-A - ambient air</p> <p>Air-SV - soil vapor</p>		<p>CT RCP list</p> <p>TCL list</p> <p>NHDEP list</p> <p>App. IX list</p> <p>8021B list</p>		<p>App. IX</p> <p>Ketones</p> <p>Oxymetals</p> <p>TCLP list</p> <p>502.2</p> <p>Halog. only</p> <p>SP/Port/TCLP</p>		<p>Site Spec.</p> <p>SP/Port/TCLP</p> <p>TCLP Herb</p> <p>Chloroform</p> <p>108 Pent</p> <p>SP/Port/TCLP</p>		<p>Air TO15</p> <p>Air STARS</p> <p>Air VPH</p> <p>Air TICs</p> <p>Medicine</p> <p>LIST Below</p> <p>Helium</p>	
<p>Choose Analyses Needed from the Menu Above and Enter Below</p>													
Sample Identification	Date Sampled	Sample Matrix	4°C <input checked="" type="checkbox"/> Frozen <input checked="" type="checkbox"/> HCl <input checked="" type="checkbox"/> H ₂ SO ₄ <input checked="" type="checkbox"/> NaOH <input checked="" type="checkbox"/>									Temperature on Receipt	
<u>WQ090412:1600NP2-6</u>	<u>9.4.12</u>	<u>GW</u>	<u>Ascorbic Acid</u>									<u>4-3 °C</u>	
<u>WQ090412:1605NP2-7</u>		<u>↓</u>	<u>ZnAc</u>										
<u>WQ090412:1610NP2-10</u>		<u>↓</u>	<u>MnOH</u>										
<p>Comments</p> <p><u>FE by EPA 2017, FE dissolved EPA 6010 (SW846-6010B), VOC's 8260 list (SW845-8260B), From 113</u></p> <p><u>FE by EPA 2007, FE dissolved EPA 6010 (SW846-6010B), VOC's 8260 list (SW845-8260B), From 113, TDS (SH 2540c)</u></p> <p><u>NY ASP B Package - NP2-10 ONLY!</u></p>													
Samples Relinquished By		Date/Time		Samples Received By		Date/Time		Samples Relinquished By		Date/Time			
				<u>Page 9-5-12-1800</u>		<u>9-5-12-1800</u>							

YORK

ANALYTICAL LABORATORIES, INC.
120 RESEARCH DR. STRATFORD, CT 06615
(203) 325-1371 FAX (203) 357-0166

Field Chain-of-Custody Record

NOTE: York's Std. Terms & Conditions are listed on the back side of this document. This document serves as your written authorization to York to proceed with the analyses requested and your signature binds you to York's Std. Terms & Conditions unless superseded by written contract.

Page 1 of 1

York Project No. 12I0198

YOUR Information Company: <u>LBG Inc.</u> Address: <u>4 Research Dr. Suite 301 Shelton, CT 06484</u> Phone No. <u>203-929-8555</u> Contact Person: <u>Tunde Sandoz</u> E-Mail Address: <u>TSandoz@lbgi.com</u>		Report To: Company: <u>Same</u> Address: <u>Same</u> Phone No. <u>Same</u> Attention: <u>Same</u> E-Mail Address: <u>Same</u>		Invoice To: Company: <u>Same</u> Address: <u>Same</u> Phone No. <u>Same</u> Attention: <u>Same</u> E-Mail Address: <u>Same</u>		YOUR Project ID <u>Rowe Industries</u> Purchase Order No. <u>NABSA-G</u> Samples From: <u>CT NY X NJ</u>		Turn-Around Time RUSH - Same Day <input type="checkbox"/> RUSH - Next Day <input type="checkbox"/> RUSH - Two Day <input type="checkbox"/> RUSH - Three Day <input type="checkbox"/> RUSH - Four Day <input type="checkbox"/> Standard (5-7 Days) <input checked="" type="checkbox"/>		Report Type Summary Report <input checked="" type="checkbox"/> PDF Summary w/ QA Summary <input checked="" type="checkbox"/> PDF CT RCP Package <input type="checkbox"/> CT RCP DQADUE Pkg <input type="checkbox"/> NY ASP A Package <input type="checkbox"/> NY ASP B Package <input checked="" type="checkbox"/> NP2-10 NIDEP Red. Deliv. <input type="checkbox"/> Electronic Data Deliverables (EDD) <input type="checkbox"/>	
--------------------------------------------------------------------------------------------------------------------------------------------------------------------------------------------------------------------------------------	--	-----------------------------------------------------------------------------------------------------------------------------------------------------	--	------------------------------------------------------------------------------------------------------------------------------------------------------	--	--------------------------------------------------------------------------------------------------------------------------	--	----------------------------------------------------------------------------------------------------------------------------------------------------------------------------------------------------------------------------------------------------------------------------------------------------------------	--	-----------------------------------------------------------------------------------------------------------------------------------------------------------------------------------------------------------------------------------------------------------------------------------------------------------------------------------------------------------------------------------------------------------------------------------------------------------------	--

Print Clearly and Legibly. All Information must be complete. Samples will NOT be logged in and the turn-around time clock will not begin until any questions by York are resolved.

[Signature]
 Samples Collected/Authorized By (Signature)
EVAN FOSTER
 Name (printed)

Matrix Codes	Volatiles	Semi-Volat. Res./PCB	Metals	Misc. Org.	Fuel Lists	Misc.
S - soil Other - specify (oil, etc.) WW - wastewater GW - groundwater DW - drinking water Air-A - ambient air Air-SV - soil vapor	8260 full 624 STARS list BTEX MTBE TCL list TAGM list CT RCP list Arom. only Halog. only App. IX list 802/B list	8270 or 625 808/PCB 808/PEst 815/Herb CT RCP App. IX TAGM list Site Spec. SPL Per TCLP TCLP Pest TCLP Herb Chloridane 608 Pest SPL Per TCLP 608 PCB	RCLAS PP 13 list TAL CT BTPH NY 310-13 TYP 1664 Air TO14A Air TO15 AE STARS AE VPH AE TICs Methylene Helium	TPH GRO TPH DRO CT BTPH NY 310-13 TYP 1664 Air TO14A Air TO15 AE STARS AE VPH AE TICs Methylene Helium	Pet. Pol. TCL Organics TAL MetCN Full TCLP Full App. IX Pet 300-Residue Pet 300-Residue Pet 300-Residue NYDEP Residue NYDEP Residue TAGM	Community Reactivity Ignitability Flash Point Sieve Anal. Hazardous TOX BTU/Wh. Aquatic Tox TDC Asbestos Sulfur

Sample Identification	Date Sampled	Sample Matrix	Choose Analyses Needed from the Menu Above and Enter Below	Container Descriptions	Temperature on Receipt
W0090412:1600NP2-6	9-4-12	GW	FE by EPA 200.7, FE Dissolved EPA 6010 (SW846-6010B), VOC's 8260 List (SW845-8260B), From 113	NP2-6 + 7	4-3 °C
W0090412:1605NP2-7			FE by EPA 200.7, FE Dissolved EPA 6010 (SW846-6010B), VOC's 8260 List (SW845-8260B), From 113, TDS	NP2-10 only	
W0090412:1610NP2-10			(SH 2540c)		
Comments: <u>NY ASP B Package - NP2-10 ONLY!</u>					

YORK

ANALYTICAL LABORATORIES, INC.

Technical Report

prepared for:

Leggette Brashears & Graham Shelton Office

4 Research Drive, Suite 301

Shelton CT, 06484

Attention: Tunde Sandor

Report Date: 09/21/2012

Client Project ID: Rowe Industries

York Project (SDG) No.: 12I0427

CT License No. PH-0723

New Jersey License No. CT-005



New York License No. 10854

PA License No. 68-04440

Report Date: 09/21/2012
Client Project ID: Rowe Industries
York Project (SDG) No.: 12I0427

Leggette Brashears & Graham Shelton Office
4 Research Drive, Suite 301
Shelton CT, 06484
Attention: Tunde Sandor

Purpose and Results

This report contains the analytical data for the sample(s) identified on the attached chain-of-custody received in our laboratory on September 13, 2012 and listed below. The project was identified as your project: **Rowe Industries**.

The analyses were conducted utilizing appropriate EPA, Standard Methods, and ASTM methods as detailed in the data summary tables.

All samples were received in proper condition meeting the customary acceptance requirements for environmental samples except those indicated under the Notes section of this report.

All analyses met the method and laboratory standard operating procedure requirements except as indicated by any data flags, the meaning of which are explained in the attachment to this report, and case narrative if applicable.

The results of the analyses, which are all reported on dry weight basis (soils) unless otherwise noted, are detailed in the following pages.

Please contact Client Services at 203.325.1371 with any questions regarding this report.

<u>York Sample ID</u>	<u>Client Sample ID</u>	<u>Matrix</u>	<u>Date Collected</u>	<u>Date Received</u>
12I0427-01	WQ91112:1030NP2-6	Water	09/11/2012	09/13/2012
12I0427-02	WQ91112:1035NP2-7	Water	09/11/2012	09/13/2012
12I0429-01	WQ91112:1040NP2-10	Water	09/11/2012	09/13/2012

General Notes for York Project (SDG) No.: 12I0427

1. The RLs and MDLs (Reporting Limit and Method Detection Limit respectively) reported are adjusted for any dilution necessary due to the levels of target and/or non-target analytes and matrix interference. The RL(REPORTING LIMIT) is based upon the lowest standard utilized for the calibration where applicable.
2. Samples are retained for a period of thirty days after submittal of report, unless other arrangements are made.
3. York's liability for the above data is limited to the dollar value paid to York for the referenced project.
4. This report shall not be reproduced without the written approval of York Analytical Laboratories, Inc.
5. All samples were received in proper condition for analysis with proper documentation, unless otherwise noted.
6. All analyses conducted met method or Laboratory SOP requirements. See the Qualifiers and/or Narrative sections for further information.
7. It is noted that no analyses reported herein were subcontracted to another laboratory, unless noted in the report.
8. This report reflects results that relate only to the samples submitted on the attached chain-of-custody form(s) received by York.

Approved By:



Date: 09/21/2012

Robert Q. Bradley
Executive Vice President / Laboratory Director

YORK

Sample Information

Client Sample ID: WQ91112:1030NP2-6

York Sample ID: 1210427-01

York Project (SDG) No.
1210427

Client Project ID
Rowe Industries

Matrix
Water

Collection Date/Time
September 11, 2012 10:30 am

Date Received
09/13/2012

Volatile Organics, 8260 List - Low Level

Log-in Notes:

Sample Notes:

Sample Prepared by Method: EPA 5030B

CAS No.	Parameter	Result	Flag	Units	MDL	RL	Dilution	Reference Method	Date/Time Prepared	Date/Time Analyzed	Analyst
630-20-6	1,1,1,2-Tetrachloroethane	ND		ug/L	0.071	0.50	1	EPA SW846-8260B	09/20/2012 11:37	09/20/2012 14:07	SS
71-55-6	1,1,1-Trichloroethane	0.49	J	ug/L	0.024	0.50	1	EPA SW846-8260B	09/20/2012 11:37	09/20/2012 14:07	SS
79-34-5	1,1,2,2-Tetrachloroethane	ND		ug/L	0.17	0.50	1	EPA SW846-8260B	09/20/2012 11:37	09/20/2012 14:07	SS
76-13-1	1,2-Trichloro-1,2,2-trifluoroethane (Freon 113)	ND		ug/L	0.074	0.50	1	EPA SW846-8260B	09/20/2012 11:37	09/20/2012 14:07	SS
79-00-5	1,1,2-Trichloroethane	ND		ug/L	0.070	0.50	1	EPA SW846-8260B	09/20/2012 11:37	09/20/2012 14:07	SS
75-34-3	1,1-Dichloroethane	0.31	J	ug/L	0.044	0.50	1	EPA SW846-8260B	09/20/2012 11:37	09/20/2012 14:07	SS
75-35-4	1,1-Dichloroethylene	ND		ug/L	0.044	0.50	1	EPA SW846-8260B	09/20/2012 11:37	09/20/2012 14:07	SS
563-58-6	1,1-Dichloropropylene	ND		ug/L	0.11	0.50	1	EPA SW846-8260B	09/20/2012 11:37	09/20/2012 14:07	SS
87-61-6	1,2,3-Trichlorobenzene	ND		ug/L	0.12	2.0	1	EPA SW846-8260B	09/20/2012 11:37	09/20/2012 14:07	SS
96-18-4	1,2,3-Trichloropropane	ND		ug/L	0.17	0.50	1	EPA SW846-8260B	09/20/2012 11:37	09/20/2012 14:07	SS
120-82-1	1,2,4-Trichlorobenzene	ND		ug/L	0.11	2.0	1	EPA SW846-8260B	09/20/2012 11:37	09/20/2012 14:07	SS
95-63-6	1,2,4-Trimethylbenzene	ND		ug/L	0.068	0.50	1	EPA SW846-8260B	09/20/2012 11:37	09/20/2012 14:07	SS
96-12-8	1,2-Dibromo-3-chloropropane	ND		ug/L	0.46	2.0	1	EPA SW846-8260B	09/20/2012 11:37	09/20/2012 14:07	SS
106-93-4	1,2-Dibromoethane	ND		ug/L	0.15	0.50	1	EPA SW846-8260B	09/20/2012 11:37	09/20/2012 14:07	SS
95-50-1	1,2-Dichlorobenzene	ND		ug/L	0.071	0.50	1	EPA SW846-8260B	09/20/2012 11:37	09/20/2012 14:07	SS
107-06-2	1,2-Dichloroethane	ND		ug/L	0.12	0.50	1	EPA SW846-8260B	09/20/2012 11:37	09/20/2012 14:07	SS
78-87-5	1,2-Dichloropropane	ND		ug/L	0.051	0.50	1	EPA SW846-8260B	09/20/2012 11:37	09/20/2012 14:07	SS
108-67-8	1,3,5-Trimethylbenzene	ND		ug/L	0.059	0.50	1	EPA SW846-8260B	09/20/2012 11:37	09/20/2012 14:07	SS
541-73-1	1,3-Dichlorobenzene	ND		ug/L	0.048	0.50	1	EPA SW846-8260B	09/20/2012 11:37	09/20/2012 14:07	SS
142-28-9	1,3-Dichloropropane	ND		ug/L	0.12	0.50	1	EPA SW846-8260B	09/20/2012 11:37	09/20/2012 14:07	SS
106-46-7	1,4-Dichlorobenzene	ND		ug/L	0.048	0.50	1	EPA SW846-8260B	09/20/2012 11:37	09/20/2012 14:07	SS
594-20-7	2,2-Dichloropropane	ND		ug/L	0.096	0.50	1	EPA SW846-8260B	09/20/2012 11:37	09/20/2012 14:07	SS
95-49-8	2-Chlorotoluene	ND		ug/L	0.084	0.50	1	EPA SW846-8260B	09/20/2012 11:37	09/20/2012 14:07	SS
591-78-6	2-Hexanone	ND		ug/L	0.24	0.50	1	EPA SW846-8260B	09/20/2012 11:37	09/20/2012 14:07	SS
106-43-4	4-Chlorotoluene	ND		ug/L	0.072	0.50	1	EPA SW846-8260B	09/20/2012 11:37	09/20/2012 14:07	SS
67-64-1	Acetone	ND		ug/L	0.90	2.0	1	EPA SW846-8260B	09/20/2012 11:37	09/20/2012 14:07	SS
71-43-2	Benzene	ND		ug/L	0.044	0.50	1	EPA SW846-8260B	09/20/2012 11:37	09/20/2012 14:07	SS
108-86-1	Bromobenzene	ND		ug/L	0.081	0.50	1	EPA SW846-8260B	09/20/2012 11:37	09/20/2012 14:07	SS
74-97-5	Bromochloromethane	ND		ug/L	0.10	0.50	1	EPA SW846-8260B	09/20/2012 11:37	09/20/2012 14:07	SS
75-27-4	Bromodichloromethane	ND		ug/L	0.054	0.50	1	EPA SW846-8260B	09/20/2012 11:37	09/20/2012 14:07	SS
75-25-2	Bromoform	ND		ug/L	0.079	0.50	1	EPA SW846-8260B	09/20/2012 11:37	09/20/2012 14:07	SS
74-83-9	Bromomethane	ND		ug/L	0.20	0.50	1	EPA SW846-8260B	09/20/2012 11:37	09/20/2012 14:07	SS
56-23-5	Carbon tetrachloride	ND		ug/L	0.085	0.50	1	EPA SW846-8260B	09/20/2012 11:37	09/20/2012 14:07	SS

Sample Information

Client Sample ID: WQ91112:1030NP2-6

York Sample ID: 1210427-01

York Project (SDG) No.
1210427

Client Project ID
Rowe Industries

Matrix
Water

Collection Date/Time
September 11, 2012 10:30 am

Date Received
09/13/2012

Volatile Organics, 8260 List - Low Level

Log-in Notes:

Sample Notes:

Sample Prepared by Method: EPA 5030B

CAS No.	Parameter	Result	Flag	Units	MDL	RL	Dilution	Reference Method	Date/Time Prepared	Date/Time Analyzed	Analyst
108-90-7	Chlorobenzene	ND		ug/L	0.063	0.50	1	EPA SW846-8260B	09/20/2012 11:37	09/20/2012 14:07	SS
75-00-3	Chloroethane	ND		ug/L	0.090	0.50	1	EPA SW846-8260B	09/20/2012 11:37	09/20/2012 14:07	SS
67-66-3	Chloroform	0.21	J	ug/L	0.079	0.50	1	EPA SW846-8260B	09/20/2012 11:37	09/20/2012 14:07	SS
74-87-3	Chloromethane	ND		ug/L	0.076	0.50	1	EPA SW846-8260B	09/20/2012 11:37	09/20/2012 14:07	SS
156-59-2	cis-1,2-Dichloroethylene	ND		ug/L	0.069	0.50	1	EPA SW846-8260B	09/20/2012 11:37	09/20/2012 14:07	SS
10061-01-5	cis-1,3-Dichloropropylene	ND		ug/L	0.067	0.50	1	EPA SW846-8260B	09/20/2012 11:37	09/20/2012 14:07	SS
124-48-1	Dibromochloromethane	ND		ug/L	0.053	0.50	1	EPA SW846-8260B	09/20/2012 11:37	09/20/2012 14:07	SS
74-95-3	Dibromomethane	ND		ug/L	0.12	0.50	1	EPA SW846-8260B	09/20/2012 11:37	09/20/2012 14:07	SS
75-71-8	Dichlorodifluoromethane	ND		ug/L	0.092	0.50	1	EPA SW846-8260B	09/20/2012 11:37	09/20/2012 14:07	SS
100-41-4	Ethyl Benzene	ND		ug/L	0.057	0.50	1	EPA SW846-8260B	09/20/2012 11:37	09/20/2012 14:07	SS
87-68-3	Hexachlorobutadiene	ND		ug/L	0.12	0.50	1	EPA SW846-8260B	09/20/2012 11:37	09/20/2012 14:07	SS
98-82-8	Isopropylbenzene	ND		ug/L	0.056	0.50	1	EPA SW846-8260B	09/20/2012 11:37	09/20/2012 14:07	SS
1634-04-4	Methyl tert-butyl ether (MTBE)	ND		ug/L	0.48	0.50	1	EPA SW846-8260B	09/20/2012 11:37	09/20/2012 14:07	SS
75-09-2	Methylene chloride	ND		ug/L	0.26	2.0	1	EPA SW846-8260B	09/20/2012 11:37	09/20/2012 14:07	SS
91-20-3	Naphthalene	0.10	J	ug/L	0.090	2.0	1	EPA SW846-8260B	09/20/2012 11:37	09/20/2012 14:07	SS
104-51-8	n-Butylbenzene	ND		ug/L	0.083	0.50	1	EPA SW846-8260B	09/20/2012 11:37	09/20/2012 14:07	SS
103-65-1	n-Propylbenzene	ND		ug/L	0.068	0.50	1	EPA SW846-8260B	09/20/2012 11:37	09/20/2012 14:07	SS
95-47-6	o-Xylene	ND		ug/L	0.050	0.50	1	EPA SW846-8260B	09/20/2012 11:37	09/20/2012 14:07	SS
1330-20-7P/M	p- & m- Xylenes	ND		ug/L	0.090	1.0	1	EPA SW846-8260B	09/20/2012 11:37	09/20/2012 14:07	SS
99-87-6	p-Isopropyltoluene	ND		ug/L	0.044	0.50	1	EPA SW846-8260B	09/20/2012 11:37	09/20/2012 14:07	SS
135-98-8	sec-Butylbenzene	ND		ug/L	0.050	0.50	1	EPA SW846-8260B	09/20/2012 11:37	09/20/2012 14:07	SS
100-42-5	Styrene	ND		ug/L	0.043	0.50	1	EPA SW846-8260B	09/20/2012 11:37	09/20/2012 14:07	SS
98-06-6	tert-Butylbenzene	ND		ug/L	0.050	0.50	1	EPA SW846-8260B	09/20/2012 11:37	09/20/2012 14:07	SS
127-18-4	Tetrachloroethylene	0.72		ug/L	0.070	0.50	1	EPA SW846-8260B	09/20/2012 11:37	09/20/2012 14:07	SS
108-88-3	Toluene	ND		ug/L	0.042	0.50	1	EPA SW846-8260B	09/20/2012 11:37	09/20/2012 14:07	SS
156-60-5	trans-1,2-Dichloroethylene	ND		ug/L	0.085	0.50	1	EPA SW846-8260B	09/20/2012 11:37	09/20/2012 14:07	SS
10061-02-6	trans-1,3-Dichloropropylene	ND		ug/L	0.060	0.50	1	EPA SW846-8260B	09/20/2012 11:37	09/20/2012 14:07	SS
79-01-6	Trichloroethylene	ND		ug/L	0.071	0.50	1	EPA SW846-8260B	09/20/2012 11:37	09/20/2012 14:07	SS
75-69-4	Trichlorofluoromethane	ND		ug/L	0.094	0.50	1	EPA SW846-8260B	09/20/2012 11:37	09/20/2012 14:07	SS
75-01-4	Vinyl Chloride	ND		ug/L	0.062	0.50	1	EPA SW846-8260B	09/20/2012 11:37	09/20/2012 14:07	SS
1330-20-7	Xylenes, Total	ND		ug/L	0.12	1.5	1	EPA SW846-8260B	09/20/2012 11:37	09/20/2012 14:07	SS

Surrogate Recoveries

Result

Acceptance Range

17060-07-0	Surrogate: 1,2-Dichloroethane-d4	100 %
460-00-4	Surrogate: p-Bromofluorobenzene	99.9 %
2037-26-5	Surrogate: Toluene-d8	100 %

72.6-129
63.5-145
81.2-127

Sample Information

Client Sample ID: WQ91112:1030NP2-6

York Sample ID: 1210427-01

York Project (SDG) No.
1210427

Client Project ID
Rowe Industries

Matrix
Water

Collection Date/Time
September 11, 2012 10:30 am

Date Received
09/13/2012

Iron, Dissolved by EPA 6010

Log-in Notes:

Sample Notes:

Sample Prepared by Method: EPA 3010A

CAS No.	Parameter	Result	Flag	Units	MDL	RL	Dilution	Reference Method	Date/Time Prepared	Date/Time Analyzed	Analyst
7439-89-6	Iron	0.126		mg/L	0.0100	0.0100	1	EPA SW846-6010B	09/17/2012 16:16	09/18/2012 17:40	MW

Iron by EPA 200.7

Log-in Notes:

Sample Notes:

Sample Prepared by Method: EPA 3010A

CAS No.	Parameter	Result	Flag	Units	MDL	RL	Dilution	Reference Method	Date/Time Prepared	Date/Time Analyzed	Analyst
7439-89-6	Iron	0.836		mg/L	0.0100	0.0100	1	EPA 200.7	09/17/2012 16:16	09/18/2012 17:45	MW

Sample Information

Client Sample ID: WQ91112:1035NP2-7

York Sample ID: 1210427-02

York Project (SDG) No.
1210427

Client Project ID
Rowe Industries

Matrix
Water

Collection Date/Time
September 11, 2012 10:35 am

Date Received
09/13/2012

Volatile Organics, 8260 List - Low Level

Log-in Notes:

Sample Notes:

Sample Prepared by Method: EPA 5030B

CAS No.	Parameter	Result	Flag	Units	MDL	RL	Dilution	Reference Method	Date/Time Prepared	Date/Time Analyzed	Analyst
630-20-6	1,1,1,2-Tetrachloroethane	ND		ug/L	0.071	0.50	1	EPA SW846-8260B	09/20/2012 11:37	09/20/2012 17:53	SS
71-55-6	1,1,1-Trichloroethane	ND		ug/L	0.024	0.50	1	EPA SW846-8260B	09/20/2012 11:37	09/20/2012 17:53	SS
79-34-5	1,1,2,2-Tetrachloroethane	ND		ug/L	0.17	0.50	1	EPA SW846-8260B	09/20/2012 11:37	09/20/2012 17:53	SS
76-13-1	1,2-Trichloro-1,2,2-trifluoroethane (Freon 113)	ND		ug/L	0.074	0.50	1	EPA SW846-8260B	09/20/2012 11:37	09/20/2012 17:53	SS
79-00-5	1,1,2-Trichloroethane	ND		ug/L	0.070	0.50	1	EPA SW846-8260B	09/20/2012 11:37	09/20/2012 17:53	SS
75-34-3	1,1-Dichloroethane	ND		ug/L	0.044	0.50	1	EPA SW846-8260B	09/20/2012 11:37	09/20/2012 17:53	SS
75-35-4	1,1-Dichloroethylene	ND		ug/L	0.044	0.50	1	EPA SW846-8260B	09/20/2012 11:37	09/20/2012 17:53	SS
563-58-6	1,1-Dichloropropylene	ND		ug/L	0.11	0.50	1	EPA SW846-8260B	09/20/2012 11:37	09/20/2012 17:53	SS
87-61-6	1,2,3-Trichlorobenzene	ND		ug/L	0.12	2.0	1	EPA SW846-8260B	09/20/2012 11:37	09/20/2012 17:53	SS
96-18-4	1,2,3-Trichloropropane	ND		ug/L	0.17	0.50	1	EPA SW846-8260B	09/20/2012 11:37	09/20/2012 17:53	SS
120-82-1	1,2,4-Trichlorobenzene	ND		ug/L	0.11	2.0	1	EPA SW846-8260B	09/20/2012 11:37	09/20/2012 17:53	SS
95-63-6	1,2,4-Trimethylbenzene	ND		ug/L	0.068	0.50	1	EPA SW846-8260B	09/20/2012 11:37	09/20/2012 17:53	SS
96-12-8	1,2-Dibromo-3-chloropropane	ND		ug/L	0.46	2.0	1	EPA SW846-8260B	09/20/2012 11:37	09/20/2012 17:53	SS
106-93-4	1,2-Dibromoethane	ND		ug/L	0.15	0.50	1	EPA SW846-8260B	09/20/2012 11:37	09/20/2012 17:53	SS
95-50-1	1,2-Dichlorobenzene	ND		ug/L	0.071	0.50	1	EPA SW846-8260B	09/20/2012 11:37	09/20/2012 17:53	SS
107-06-2	1,2-Dichloroethane	ND		ug/L	0.12	0.50	1	EPA SW846-8260B	09/20/2012 11:37	09/20/2012 17:53	SS
78-87-5	1,2-Dichloropropane	ND		ug/L	0.051	0.50	1	EPA SW846-8260B	09/20/2012 11:37	09/20/2012 17:53	SS
108-67-8	1,3,5-Trimethylbenzene	ND		ug/L	0.059	0.50	1	EPA SW846-8260B	09/20/2012 11:37	09/20/2012 17:53	SS
541-73-1	1,3-Dichlorobenzene	ND		ug/L	0.048	0.50	1	EPA SW846-8260B	09/20/2012 11:37	09/20/2012 17:53	SS
142-28-9	1,3-Dichloropropane	ND		ug/L	0.12	0.50	1	EPA SW846-8260B	09/20/2012 11:37	09/20/2012 17:53	SS

Sample Information

Client Sample ID: WQ91112:1035NP2-7

York Sample ID: 1210427-02

York Project (SDG) No.
1210427

Client Project ID
Rowe Industries

Matrix
Water

Collection Date/Time
September 11, 2012 10:35 am

Date Received
09/13/2012

Volatile Organics, 8260 List - Low Level

Log-in Notes:

Sample Notes:

Sample Prepared by Method: EPA 5030B

CAS No.	Parameter	Result	Flag	Units	MDL	RL	Dilution	Reference Method	Date/Time Prepared	Date/Time Analyzed	Analyst
106-46-7	1,4-Dichlorobenzene	ND		ug/L	0.048	0.50	1	EPA SW846-8260B	09/20/2012 11:37	09/20/2012 17:53	SS
594-20-7	2,2-Dichloropropane	ND		ug/L	0.096	0.50	1	EPA SW846-8260B	09/20/2012 11:37	09/20/2012 17:53	SS
95-49-8	2-Chlorotoluene	ND		ug/L	0.084	0.50	1	EPA SW846-8260B	09/20/2012 11:37	09/20/2012 17:53	SS
591-78-6	2-Hexanone	ND		ug/L	0.24	0.50	1	EPA SW846-8260B	09/20/2012 11:37	09/20/2012 17:53	SS
106-43-4	4-Chlorotoluene	ND		ug/L	0.072	0.50	1	EPA SW846-8260B	09/20/2012 11:37	09/20/2012 17:53	SS
67-64-1	Acetone	1.2	J, B	ug/L	0.90	2.0	1	EPA SW846-8260B	09/20/2012 11:37	09/20/2012 17:53	SS
71-43-2	Benzene	ND		ug/L	0.044	0.50	1	EPA SW846-8260B	09/20/2012 11:37	09/20/2012 17:53	SS
108-86-1	Bromobenzene	ND		ug/L	0.081	0.50	1	EPA SW846-8260B	09/20/2012 11:37	09/20/2012 17:53	SS
74-97-5	Bromochloromethane	ND		ug/L	0.10	0.50	1	EPA SW846-8260B	09/20/2012 11:37	09/20/2012 17:53	SS
75-27-4	Bromodichloromethane	ND		ug/L	0.054	0.50	1	EPA SW846-8260B	09/20/2012 11:37	09/20/2012 17:53	SS
75-25-2	Bromoform	ND		ug/L	0.079	0.50	1	EPA SW846-8260B	09/20/2012 11:37	09/20/2012 17:53	SS
74-83-9	Bromomethane	ND		ug/L	0.20	0.50	1	EPA SW846-8260B	09/20/2012 11:37	09/20/2012 17:53	SS
56-23-5	Carbon tetrachloride	ND		ug/L	0.085	0.50	1	EPA SW846-8260B	09/20/2012 11:37	09/20/2012 17:53	SS
108-90-7	Chlorobenzene	ND		ug/L	0.063	0.50	1	EPA SW846-8260B	09/20/2012 11:37	09/20/2012 17:53	SS
75-00-3	Chloroethane	ND		ug/L	0.090	0.50	1	EPA SW846-8260B	09/20/2012 11:37	09/20/2012 17:53	SS
67-66-3	Chloroform	ND		ug/L	0.079	0.50	1	EPA SW846-8260B	09/20/2012 11:37	09/20/2012 17:53	SS
74-87-3	Chloromethane	ND		ug/L	0.076	0.50	1	EPA SW846-8260B	09/20/2012 11:37	09/20/2012 17:53	SS
156-59-2	cis-1,2-Dichloroethylene	ND		ug/L	0.069	0.50	1	EPA SW846-8260B	09/20/2012 11:37	09/20/2012 17:53	SS
10061-01-5	cis-1,3-Dichloropropylene	ND		ug/L	0.067	0.50	1	EPA SW846-8260B	09/20/2012 11:37	09/20/2012 17:53	SS
124-48-1	Dibromochloromethane	ND		ug/L	0.053	0.50	1	EPA SW846-8260B	09/20/2012 11:37	09/20/2012 17:53	SS
74-95-3	Dibromomethane	ND		ug/L	0.12	0.50	1	EPA SW846-8260B	09/20/2012 11:37	09/20/2012 17:53	SS
75-71-8	Dichlorodifluoromethane	ND		ug/L	0.092	0.50	1	EPA SW846-8260B	09/20/2012 11:37	09/20/2012 17:53	SS
100-41-4	Ethyl Benzene	ND		ug/L	0.057	0.50	1	EPA SW846-8260B	09/20/2012 11:37	09/20/2012 17:53	SS
87-68-3	Hexachlorobutadiene	ND		ug/L	0.12	0.50	1	EPA SW846-8260B	09/20/2012 11:37	09/20/2012 17:53	SS
98-82-8	Isopropylbenzene	ND		ug/L	0.056	0.50	1	EPA SW846-8260B	09/20/2012 11:37	09/20/2012 17:53	SS
1634-04-4	Methyl tert-butyl ether (MTBE)	ND		ug/L	0.48	0.50	1	EPA SW846-8260B	09/20/2012 11:37	09/20/2012 17:53	SS
75-09-2	Methylene chloride	ND		ug/L	0.26	2.0	1	EPA SW846-8260B	09/20/2012 11:37	09/20/2012 17:53	SS
91-20-3	Naphthalene	0.22	J	ug/L	0.090	2.0	1	EPA SW846-8260B	09/20/2012 11:37	09/20/2012 17:53	SS
104-51-8	n-Butylbenzene	ND		ug/L	0.083	0.50	1	EPA SW846-8260B	09/20/2012 11:37	09/20/2012 17:53	SS
103-65-1	n-Propylbenzene	ND		ug/L	0.068	0.50	1	EPA SW846-8260B	09/20/2012 11:37	09/20/2012 17:53	SS
95-47-6	o-Xylene	ND		ug/L	0.050	0.50	1	EPA SW846-8260B	09/20/2012 11:37	09/20/2012 17:53	SS
1330-20-7P/M	p- & m- Xylenes	ND		ug/L	0.090	1.0	1	EPA SW846-8260B	09/20/2012 11:37	09/20/2012 17:53	SS
99-87-6	p-Isopropyltoluene	ND		ug/L	0.044	0.50	1	EPA SW846-8260B	09/20/2012 11:37	09/20/2012 17:53	SS
135-98-8	sec-Butylbenzene	ND		ug/L	0.050	0.50	1	EPA SW846-8260B	09/20/2012 11:37	09/20/2012 17:53	SS

Sample Information

Client Sample ID: WQ91112:1035NP2-7

York Sample ID: 1210427-02

York Project (SDG) No.
1210427

Client Project ID
Rowe Industries

Matrix
Water

Collection Date/Time
September 11, 2012 10:35 am

Date Received
09/13/2012

Volatile Organics, 8260 List - Low Level

Log-in Notes:

Sample Notes:

Sample Prepared by Method: EPA 5030B

CAS No.	Parameter	Result	Flag	Units	MDL	RL	Dilution	Reference Method	Date/Time Prepared	Date/Time Analyzed	Analyst
100-42-5	Styrene	ND		ug/L	0.043	0.50	1	EPA SW846-8260B	09/20/2012 11:37	09/20/2012 17:53	SS
98-06-6	tert-Butylbenzene	ND		ug/L	0.050	0.50	1	EPA SW846-8260B	09/20/2012 11:37	09/20/2012 17:53	SS
127-18-4	Tetrachloroethylene	ND		ug/L	0.070	0.50	1	EPA SW846-8260B	09/20/2012 11:37	09/20/2012 17:53	SS
108-88-3	Toluene	ND		ug/L	0.042	0.50	1	EPA SW846-8260B	09/20/2012 11:37	09/20/2012 17:53	SS
156-60-5	trans-1,2-Dichloroethylene	ND		ug/L	0.085	0.50	1	EPA SW846-8260B	09/20/2012 11:37	09/20/2012 17:53	SS
10061-02-6	trans-1,3-Dichloropropylene	ND		ug/L	0.060	0.50	1	EPA SW846-8260B	09/20/2012 11:37	09/20/2012 17:53	SS
79-01-6	Trichloroethylene	ND		ug/L	0.071	0.50	1	EPA SW846-8260B	09/20/2012 11:37	09/20/2012 17:53	SS
75-69-4	Trichlorofluoromethane	ND		ug/L	0.094	0.50	1	EPA SW846-8260B	09/20/2012 11:37	09/20/2012 17:53	SS
75-01-4	Vinyl Chloride	ND		ug/L	0.062	0.50	1	EPA SW846-8260B	09/20/2012 11:37	09/20/2012 17:53	SS
1330-20-7	Xylenes, Total	ND		ug/L	0.12	1.5	1	EPA SW846-8260B	09/20/2012 11:37	09/20/2012 17:53	SS

Surrogate Recoveries

Result

Acceptance Range

17060-07-0	Surrogate: 1,2-Dichloroethane-d4	100 %	72.6-129
460-00-4	Surrogate: p-Bromofluorobenzene	97.5 %	63.5-145
2037-26-5	Surrogate: Toluene-d8	102 %	81.2-127

Iron, Dissolved by EPA 6010

Log-in Notes:

Sample Notes:

Sample Prepared by Method: EPA 3010A

CAS No.	Parameter	Result	Flag	Units	MDL	RL	Dilution	Reference Method	Date/Time Prepared	Date/Time Analyzed	Analyst
7439-89-6	Iron	0.0745		mg/L	0.0100	0.0100	1	EPA SW846-6010B	09/17/2012 16:16	09/18/2012 17:51	MW

Iron by EPA 200.7

Log-in Notes:

Sample Notes:

Sample Prepared by Method: EPA 3010A

CAS No.	Parameter	Result	Flag	Units	MDL	RL	Dilution	Reference Method	Date/Time Prepared	Date/Time Analyzed	Analyst
7439-89-6	Iron	0.383		mg/L	0.0100	0.0100	1	EPA 200.7	09/17/2012 16:16	09/18/2012 17:56	MW

Sample Information

Client Sample ID: WQ91112:1040NP2-10

York Sample ID: 1210429-01

York Project (SDG) No.
1210429

Client Project ID
Rowe Industries

Matrix
Water

Collection Date/Time
September 11, 2012 10:40 am

Date Received
09/13/2012

Volatile Organics, 8260 List - Low Level

Log-in Notes:

Sample Notes:

Sample Prepared by Method: EPA 5030B

CAS No.	Parameter	Result	Flag	Units	MDL	RL	Dilution	Reference Method	Date/Time Prepared	Date/Time Analyzed	Analyst
630-20-6	1,1,1,2-Tetrachloroethane	ND		ug/L	0.071	0.50	1	EPA SW846-8260B	09/19/2012 14:29	09/19/2012 23:01	SS
71-55-6	1,1,1-Trichloroethane	ND		ug/L	0.024	0.50	1	EPA SW846-8260B	09/19/2012 14:29	09/19/2012 23:01	SS
79-34-5	1,1,2,2-Tetrachloroethane	ND		ug/L	0.17	0.50	1	EPA SW846-8260B	09/19/2012 14:29	09/19/2012 23:01	SS
76-13-1	1,1,2-Trichloro-1,2,2-trifluoroethane (Freon 113)	ND		ug/L	0.074	0.50	1	EPA SW846-8260B	09/19/2012 14:29	09/19/2012 23:01	SS

Sample Information

Client Sample ID: WQ91112:1040NP2-10

York Sample ID: 1210429-01

York Project (SDG) No.
1210429

Client Project ID
Rowe Industries

Matrix
Water

Collection Date/Time
September 11, 2012 10:40 am

Date Received
09/13/2012

Volatile Organics, 8260 List - Low Level

Log-in Notes:

Sample Notes:

Sample Prepared by Method: EPA 5030B

CAS No.	Parameter	Result	Flag	Units	MDL	RL	Dilution	Reference Method	Date/Time Prepared	Date/Time Analyzed	Analyst
79-00-5	1,1,2-Trichloroethane	ND		ug/L	0.070	0.50	1	EPA SW846-8260B	09/19/2012 14:29	09/19/2012 23:01	SS
75-34-3	1,1-Dichloroethane	ND		ug/L	0.044	0.50	1	EPA SW846-8260B	09/19/2012 14:29	09/19/2012 23:01	SS
75-35-4	1,1-Dichloroethylene	ND		ug/L	0.044	0.50	1	EPA SW846-8260B	09/19/2012 14:29	09/19/2012 23:01	SS
563-58-6	1,1-Dichloropropylene	ND		ug/L	0.11	0.50	1	EPA SW846-8260B	09/19/2012 14:29	09/19/2012 23:01	SS
87-61-6	1,2,3-Trichlorobenzene	ND		ug/L	0.12	2.0	1	EPA SW846-8260B	09/19/2012 14:29	09/19/2012 23:01	SS
96-18-4	1,2,3-Trichloropropane	ND		ug/L	0.17	0.50	1	EPA SW846-8260B	09/19/2012 14:29	09/19/2012 23:01	SS
120-82-1	1,2,4-Trichlorobenzene	ND		ug/L	0.11	2.0	1	EPA SW846-8260B	09/19/2012 14:29	09/19/2012 23:01	SS
95-63-6	1,2,4-Trimethylbenzene	ND		ug/L	0.068	0.50	1	EPA SW846-8260B	09/19/2012 14:29	09/19/2012 23:01	SS
96-12-8	1,2-Dibromo-3-chloropropane	ND		ug/L	0.46	2.0	1	EPA SW846-8260B	09/19/2012 14:29	09/19/2012 23:01	SS
106-93-4	1,2-Dibromoethane	ND		ug/L	0.15	0.50	1	EPA SW846-8260B	09/19/2012 14:29	09/19/2012 23:01	SS
95-50-1	1,2-Dichlorobenzene	ND		ug/L	0.071	0.50	1	EPA SW846-8260B	09/19/2012 14:29	09/19/2012 23:01	SS
107-06-2	1,2-Dichloroethane	ND		ug/L	0.12	0.50	1	EPA SW846-8260B	09/19/2012 14:29	09/19/2012 23:01	SS
78-87-5	1,2-Dichloropropane	ND		ug/L	0.051	0.50	1	EPA SW846-8260B	09/19/2012 14:29	09/19/2012 23:01	SS
108-67-8	1,3,5-Trimethylbenzene	ND		ug/L	0.059	0.50	1	EPA SW846-8260B	09/19/2012 14:29	09/19/2012 23:01	SS
541-73-1	1,3-Dichlorobenzene	ND		ug/L	0.048	0.50	1	EPA SW846-8260B	09/19/2012 14:29	09/19/2012 23:01	SS
142-28-9	1,3-Dichloropropane	ND		ug/L	0.12	0.50	1	EPA SW846-8260B	09/19/2012 14:29	09/19/2012 23:01	SS
106-46-7	1,4-Dichlorobenzene	ND		ug/L	0.048	0.50	1	EPA SW846-8260B	09/19/2012 14:29	09/19/2012 23:01	SS
594-20-7	2,2-Dichloropropane	ND		ug/L	0.096	0.50	1	EPA SW846-8260B	09/19/2012 14:29	09/19/2012 23:01	SS
95-49-8	2-Chlorotoluene	ND		ug/L	0.084	0.50	1	EPA SW846-8260B	09/19/2012 14:29	09/19/2012 23:01	SS
591-78-6	2-Hexanone	0.31	J	ug/L	0.24	0.50	1	EPA SW846-8260B	09/19/2012 14:29	09/19/2012 23:01	SS
106-43-4	4-Chlorotoluene	ND		ug/L	0.072	0.50	1	EPA SW846-8260B	09/19/2012 14:29	09/19/2012 23:01	SS
67-64-1	Acetone	1.4	J, B	ug/L	0.90	2.0	1	EPA SW846-8260B	09/19/2012 14:29	09/19/2012 23:01	SS
71-43-2	Benzene	ND		ug/L	0.044	0.50	1	EPA SW846-8260B	09/19/2012 14:29	09/19/2012 23:01	SS
108-86-1	Bromobenzene	ND		ug/L	0.081	0.50	1	EPA SW846-8260B	09/19/2012 14:29	09/19/2012 23:01	SS
74-97-5	Bromochloromethane	ND		ug/L	0.10	0.50	1	EPA SW846-8260B	09/19/2012 14:29	09/19/2012 23:01	SS
75-27-4	Bromodichloromethane	ND		ug/L	0.054	0.50	1	EPA SW846-8260B	09/19/2012 14:29	09/19/2012 23:01	SS
75-25-2	Bromoform	ND		ug/L	0.079	0.50	1	EPA SW846-8260B	09/19/2012 14:29	09/19/2012 23:01	SS
74-83-9	Bromomethane	ND		ug/L	0.20	0.50	1	EPA SW846-8260B	09/19/2012 14:29	09/19/2012 23:01	SS
56-23-5	Carbon tetrachloride	ND		ug/L	0.085	0.50	1	EPA SW846-8260B	09/19/2012 14:29	09/19/2012 23:01	SS
108-90-7	Chlorobenzene	ND		ug/L	0.063	0.50	1	EPA SW846-8260B	09/19/2012 14:29	09/19/2012 23:01	SS
75-00-3	Chloroethane	ND		ug/L	0.090	0.50	1	EPA SW846-8260B	09/19/2012 14:29	09/19/2012 23:01	SS
67-66-3	Chloroform	ND		ug/L	0.079	0.50	1	EPA SW846-8260B	09/19/2012 14:29	09/19/2012 23:01	SS
74-87-3	Chloromethane	ND		ug/L	0.076	0.50	1	EPA SW846-8260B	09/19/2012 14:29	09/19/2012 23:01	SS
156-59-2	cis-1,2-Dichloroethylene	ND		ug/L	0.069	0.50	1	EPA SW846-8260B	09/19/2012 14:29	09/19/2012 23:01	SS

Sample Information

Client Sample ID: WQ91112:1040NP2-10

York Sample ID: 1210429-01

York Project (SDG) No.
1210429

Client Project ID
Rowe Industries

Matrix
Water

Collection Date/Time
September 11, 2012 10:40 am

Date Received
09/13/2012

Volatile Organics, 8260 List - Low Level

Log-in Notes:

Sample Notes:

Sample Prepared by Method: EPA 5030B

CAS No.	Parameter	Result	Flag	Units	MDL	RL	Dilution	Reference Method	Date/Time Prepared	Date/Time Analyzed	Analyst
10061-01-5	cis-1,3-Dichloropropylene	ND		ug/L	0.067	0.50	1	EPA SW846-8260B	09/19/2012 14:29	09/19/2012 23:01	SS
124-48-1	Dibromochloromethane	ND		ug/L	0.053	0.50	1	EPA SW846-8260B	09/19/2012 14:29	09/19/2012 23:01	SS
74-95-3	Dibromomethane	ND		ug/L	0.12	0.50	1	EPA SW846-8260B	09/19/2012 14:29	09/19/2012 23:01	SS
75-71-8	Dichlorodifluoromethane	ND		ug/L	0.092	0.50	1	EPA SW846-8260B	09/19/2012 14:29	09/19/2012 23:01	SS
100-41-4	Ethyl Benzene	ND		ug/L	0.057	0.50	1	EPA SW846-8260B	09/19/2012 14:29	09/19/2012 23:01	SS
87-68-3	Hexachlorobutadiene	ND		ug/L	0.12	0.50	1	EPA SW846-8260B	09/19/2012 14:29	09/19/2012 23:01	SS
98-82-8	Isopropylbenzene	ND		ug/L	0.056	0.50	1	EPA SW846-8260B	09/19/2012 14:29	09/19/2012 23:01	SS
1634-04-4	Methyl tert-butyl ether (MTBE)	ND		ug/L	0.48	0.50	1	EPA SW846-8260B	09/19/2012 14:29	09/19/2012 23:01	SS
75-09-2	Methylene chloride	ND		ug/L	0.26	2.0	1	EPA SW846-8260B	09/19/2012 14:29	09/19/2012 23:01	SS
91-20-3	Naphthalene	ND		ug/L	0.090	2.0	1	EPA SW846-8260B	09/19/2012 14:29	09/19/2012 23:01	SS
104-51-8	n-Butylbenzene	ND		ug/L	0.083	0.50	1	EPA SW846-8260B	09/19/2012 14:29	09/19/2012 23:01	SS
103-65-1	n-Propylbenzene	ND		ug/L	0.068	0.50	1	EPA SW846-8260B	09/19/2012 14:29	09/19/2012 23:01	SS
95-47-6	o-Xylene	ND		ug/L	0.050	0.50	1	EPA SW846-8260B	09/19/2012 14:29	09/19/2012 23:01	SS
1330-20-7P/M	p- & m- Xylenes	ND		ug/L	0.090	1.0	1	EPA SW846-8260B	09/19/2012 14:29	09/19/2012 23:01	SS
99-87-6	p-Isopropyltoluene	ND		ug/L	0.044	0.50	1	EPA SW846-8260B	09/19/2012 14:29	09/19/2012 23:01	SS
135-98-8	sec-Butylbenzene	ND		ug/L	0.050	0.50	1	EPA SW846-8260B	09/19/2012 14:29	09/19/2012 23:01	SS
100-42-5	Styrene	ND		ug/L	0.043	0.50	1	EPA SW846-8260B	09/19/2012 14:29	09/19/2012 23:01	SS
98-06-6	tert-Butylbenzene	ND		ug/L	0.050	0.50	1	EPA SW846-8260B	09/19/2012 14:29	09/19/2012 23:01	SS
127-18-4	Tetrachloroethylene	ND		ug/L	0.070	0.50	1	EPA SW846-8260B	09/19/2012 14:29	09/19/2012 23:01	SS
108-88-3	Toluene	ND		ug/L	0.042	0.50	1	EPA SW846-8260B	09/19/2012 14:29	09/19/2012 23:01	SS
156-60-5	trans-1,2-Dichloroethylene	ND		ug/L	0.085	0.50	1	EPA SW846-8260B	09/19/2012 14:29	09/19/2012 23:01	SS
10061-02-6	trans-1,3-Dichloropropylene	ND		ug/L	0.060	0.50	1	EPA SW846-8260B	09/19/2012 14:29	09/19/2012 23:01	SS
79-01-6	Trichloroethylene	ND		ug/L	0.071	0.50	1	EPA SW846-8260B	09/19/2012 14:29	09/19/2012 23:01	SS
75-69-4	Trichlorofluoromethane	ND		ug/L	0.094	0.50	1	EPA SW846-8260B	09/19/2012 14:29	09/19/2012 23:01	SS
75-01-4	Vinyl Chloride	ND		ug/L	0.062	0.50	1	EPA SW846-8260B	09/19/2012 14:29	09/19/2012 23:01	SS
1330-20-7	Xylenes, Total	ND		ug/L	0.12	1.5	1	EPA SW846-8260B	09/19/2012 14:29	09/19/2012 23:01	SS
Surrogate Recoveries		Result	Acceptance Range								
17060-07-0	Surrogate: 1,2-Dichloroethane-d4	108 %	72.6-129								
460-00-4	Surrogate: p-Bromofluorobenzene	96.1 %	63.5-145								
2037-26-5	Surrogate: Toluene-d8	99.8 %	81.2-127								

Sample Information

Client Sample ID: WQ91112:1040NP2-10

York Sample ID: 1210429-01

York Project (SDG) No.
1210429

Client Project ID
Rowe Industries

Matrix
Water

Collection Date/Time
September 11, 2012 10:40 am

Date Received
09/13/2012

Iron, Dissolved by EPA 6010

Log-in Notes:

Sample Notes:

Sample Prepared by Method: EPA 3010A

CAS No.	Parameter	Result	Flag	Units	MDL	RL	Dilution	Reference Method	Date/Time Prepared	Date/Time Analyzed	Analyst
7439-89-6	Iron	0.0828		mg/L	0.0100	0.0100	1	EPA SW846-6010B	09/17/2012 16:16	09/18/2012 18:15	MW

Iron by EPA 200.7

Log-in Notes:

Sample Notes:

Sample Prepared by Method: EPA 3010A

CAS No.	Parameter	Result	Flag	Units	MDL	RL	Dilution	Reference Method	Date/Time Prepared	Date/Time Analyzed	Analyst
7439-89-6	Iron	6.33		mg/L	0.0100	0.0100	1	EPA 200.7	09/17/2012 16:16	09/18/2012 18:35	MW

Total Dissolved Solids

Log-in Notes:

Sample Notes:

Sample Prepared by Method: % Solids Prep

CAS No.	Parameter	Result	Flag	Units	MDL	RL	Dilution	Reference Method	Date/Time Prepared	Date/Time Analyzed	Analyst
	Total Dissolved Solids	128		mg/L	1.00	1.00	1	SM 2540C	09/18/2012 09:13	09/18/2012 09:13	ALD

Analytical Batch Summary

Batch ID: BI20613 **Preparation Method:** % Solids Prep **Prepared By:** ALD

YORK Sample ID	Client Sample ID	Preparation Date
12I0429-01	WQ91112:1040NP2-10	09/18/12
BI20613-BLK1	Blank	09/18/12

Batch ID: BI20617 **Preparation Method:** EPA 3010A **Prepared By:** MW

YORK Sample ID	Client Sample ID	Preparation Date
12I0427-01	WQ91112:1030NP2-6	09/17/12
12I0427-01	WQ91112:1030NP2-6	09/17/12
12I0427-02	WQ91112:1035NP2-7	09/17/12
12I0427-02	WQ91112:1035NP2-7	09/17/12
12I0429-01	WQ91112:1040NP2-10	09/17/12
12I0429-01	WQ91112:1040NP2-10	09/17/12
BI20617-BLK1	Blank	09/17/12
BI20617-BLK1	Blank	09/17/12
BI20617-DUP1	Duplicate	09/17/12
BI20617-DUP1	Duplicate	09/17/12
BI20617-MS1	Matrix Spike	09/17/12
BI20617-MS1	Matrix Spike	09/17/12
BI20617-SRM1	Reference	09/17/12
BI20617-SRM1	Reference	09/17/12

Batch ID: BI20707 **Preparation Method:** EPA 5030B **Prepared By:** AY

YORK Sample ID	Client Sample ID	Preparation Date
12I0429-01	WQ91112:1040NP2-10	09/19/12
BI20707-BLK1	Blank	09/19/12
BI20707-BS1	LCS	09/19/12
BI20707-BSD1	LCS Dup	09/19/12

Batch ID: BI20716 **Preparation Method:** EPA 5030B **Prepared By:** AY

YORK Sample ID	Client Sample ID	Preparation Date
12I0427-01	WQ91112:1030NP2-6	09/20/12
12I0427-02	WQ91112:1035NP2-7	09/20/12
BI20716-BLK1	Blank	09/19/12
BI20716-BS1	LCS	09/19/12
BI20716-BS2	LCS	09/19/12
BI20716-BSD1	LCS Dup	09/19/12
BI20716-BSD2	LCS Dup	09/19/12

Volatile Organic Compounds by EPA SW846-8260B - Quality Control Data

York Analytical Laboratories, Inc.

Analyte	Result	Reporting Limit	Units	Spike Level	Source* Result	%REC	%REC Limits	Flag	RPD	RPD Limit	Flag
---------	--------	--------------------	-------	----------------	-------------------	------	----------------	------	-----	--------------	------

Batch BI20707 - EPA 5030B

Blank (BI20707-BLK1)

Prepared & Analyzed: 09/19/2012

1,1,1,2-Tetrachloroethane	ND	0.50	ug/L								
1,1,1-Trichloroethane	ND	0.50	"								
1,1,2,2-Tetrachloroethane	ND	0.50	"								
1,1,2-Trichloro-1,2,2-trifluoroethane (Freon 113)	ND	0.50	"								
1,1,2-Trichloroethane	ND	0.50	"								
1,1-Dichloroethane	ND	0.50	"								
1,1-Dichloroethylene	ND	0.50	"								
1,1-Dichloropropylene	ND	0.50	"								
1,2,3-Trichlorobenzene	ND	2.0	"								
1,2,3-Trichloropropane	ND	0.50	"								
1,2,4-Trichlorobenzene	ND	2.0	"								
1,2,4-Trimethylbenzene	ND	0.50	"								
1,2-Dibromo-3-chloropropane	ND	2.0	"								
1,2-Dibromoethane	ND	0.50	"								
1,2-Dichlorobenzene	ND	0.50	"								
1,2-Dichloroethane	ND	0.50	"								
1,2-Dichloropropane	ND	0.50	"								
1,3,5-Trimethylbenzene	ND	0.50	"								
1,3-Dichlorobenzene	ND	0.50	"								
1,3-Dichloropropane	ND	0.50	"								
1,4-Dichlorobenzene	ND	0.50	"								
2,2-Dichloropropane	ND	0.50	"								
2-Chlorotoluene	ND	0.50	"								
2-Hexanone	ND	0.50	"								
4-Chlorotoluene	ND	0.50	"								
Acetone	2.6	2.0	"								
Benzene	ND	0.50	"								
Bromobenzene	ND	0.50	"								
Bromochloromethane	ND	0.50	"								
Bromodichloromethane	ND	0.50	"								
Bromoform	ND	0.50	"								
Bromomethane	ND	0.50	"								
Carbon tetrachloride	ND	0.50	"								
Chlorobenzene	ND	0.50	"								
Chloroethane	ND	0.50	"								
Chloroform	ND	0.50	"								
Chloromethane	ND	0.50	"								
cis-1,2-Dichloroethylene	ND	0.50	"								
cis-1,3-Dichloropropylene	ND	0.50	"								
Dibromochloromethane	ND	0.50	"								
Dibromomethane	ND	0.50	"								
Dichlorodifluoromethane	ND	0.50	"								
Ethyl Benzene	ND	0.50	"								
Hexachlorobutadiene	ND	0.50	"								
Isopropylbenzene	ND	0.50	"								
Methyl tert-butyl ether (MTBE)	ND	0.50	"								
Methylene chloride	ND	2.0	"								
Naphthalene	1.1	2.0	"								
n-Butylbenzene	ND	0.50	"								
n-Propylbenzene	ND	0.50	"								
o-Xylene	ND	0.50	"								
p- & m- Xylenes	ND	1.0	"								
p-Isopropyltoluene	ND	0.50	"								
sec-Butylbenzene	ND	0.50	"								

Volatile Organic Compounds by EPA SW846-8260B - Quality Control Data

York Analytical Laboratories, Inc.

Analyte	Result	Reporting Limit	Units	Spike Level	Source* Result	%REC Limits	%REC Limits	Flag	RPD	RPD Limit	Flag
Batch BI20707 - EPA 5030B											
Blank (BI20707-BLK1)											
											Prepared & Analyzed: 09/19/2012
Styrene	ND	0.50	ug/L								
tert-Butylbenzene	ND	0.50	"								
Tetrachloroethylene	ND	0.50	"								
Toluene	ND	0.50	"								
trans-1,2-Dichloroethylene	ND	0.50	"								
trans-1,3-Dichloropropylene	ND	0.50	"								
Trichloroethylene	ND	0.50	"								
Trichlorofluoromethane	ND	0.50	"								
Vinyl Chloride	ND	0.50	"								
Xylenes, Total	ND	1.5	"								
<i>Surrogate: 1,2-Dichloroethane-d4</i>	9.51		"	10.0		95.1	72.6-129				
<i>Surrogate: p-Bromofluorobenzene</i>	9.54		"	10.0		95.4	63.5-145				
<i>Surrogate: Toluene-d8</i>	10.3		"	10.0		103	81.2-127				
LCS (BI20707-BS1)											
											Prepared & Analyzed: 09/19/2012
1,1,1,2-Tetrachloroethane	9.85		ug/L	10.0		98.5	82.3-130				
1,1,1-Trichloroethane	10.3		"	10.0		103	75.6-137				
1,1,2,2-Tetrachloroethane	8.65		"	10.0		86.5	71.3-131				
1,1,2-Trichloro-1,2,2-trifluoroethane (Freon 113)	12.2		"	10.0		122	71.1-129				
1,1,2-Trichloroethane	9.48		"	10.0		94.8	74.5-129				
1,1-Dichloroethane	10.7		"	10.0		107	79.6-132				
1,1-Dichloroethylene	12.0		"	10.0		120	80.2-146				
1,1-Dichloropropylene	10.6		"	10.0		106	75-136				
1,2,3-Trichlorobenzene	9.65		"	10.0		96.5	66.1-136				
1,2,3-Trichloropropane	9.35		"	10.0		93.5	63-131				
1,2,4-Trichlorobenzene	9.02		"	10.0		90.2	70.6-136				
1,2,4-Trimethylbenzene	11.4		"	10.0		114	75.3-135				
1,2-Dibromo-3-chloropropane	10.9		"	10.0		109	58.9-140				
1,2-Dibromoethane	9.15		"	10.0		91.5	79-130				
1,2-Dichlorobenzene	9.46		"	10.0		94.6	76.1-122				
1,2-Dichloroethane	9.68		"	10.0		96.8	74.6-132				
1,2-Dichloropropane	9.86		"	10.0		98.6	76.9-129				
1,3,5-Trimethylbenzene	10.3		"	10.0		103	70.6-127				
1,3-Dichlorobenzene	9.33		"	10.0		93.3	77-124				
1,3-Dichloropropane	9.47		"	10.0		94.7	75.8-126				
1,4-Dichlorobenzene	9.81		"	10.0		98.1	76.6-125				
2,2-Dichloropropane	10.7		"	10.0		107	69-133				
2-Chlorotoluene	9.32		"	10.0		93.2	66.3-119				
2-Hexanone	9.31		"	10.0		93.1	70-130				
4-Chlorotoluene	9.70		"	10.0		97.0	69.2-127				
Acetone	8.06		"	10.0		80.6	70-130				
Benzene	9.85		"	10.0		98.5	76.2-129				
Bromobenzene	9.20		"	10.0		92.0	71.3-123				
Bromochloromethane	9.37		"	10.0		93.7	70.8-137				
Bromodichloromethane	9.87		"	10.0		98.7	79.7-134				
Bromoform	9.99		"	10.0		99.9	70.5-141				
Bromomethane	11.8		"	10.0		118	43.9-147				
Carbon tetrachloride	11.2		"	10.0		112	78.1-138				
Chlorobenzene	9.83		"	10.0		98.3	80.4-125				
Chloroethane	10.8		"	10.0		108	55.8-140				
Chloroform	9.83		"	10.0		98.3	76.6-133				
Chloromethane	9.88		"	10.0		98.8	48.8-115				
cis-1,2-Dichloroethylene	9.56		"	10.0		95.6	75.1-128				
cis-1,3-Dichloropropylene	9.99		"	10.0		99.9	74.5-128				

Volatile Organic Compounds by EPA SW846-8260B - Quality Control Data

York Analytical Laboratories, Inc.

Analyte	Result	Reporting Limit	Units	Spike Level	Source* Result	%REC Limits	Flag	RPD	RPD Limit	Flag
Batch BI20707 - EPA 5030B										
LCS (BI20707-BS1)										
Prepared & Analyzed: 09/19/2012										
Dibromochloromethane	9.85		ug/L	10.0		98.5			79.8-134	
Dibromomethane	9.81		"	10.0		98.1			79-130	
Dichlorodifluoromethane	8.97		"	10.0		89.7			47.1-101	
Ethyl Benzene	10.4		"	10.0		104			80.8-128	
Hexachlorobutadiene	10.2		"	10.0		102			64.8-128	
Isopropylbenzene	10.6		"	10.0		106			75.5-135	
Methyl tert-butyl ether (MTBE)	10.1		"	10.0		101			65.1-140	
Methylene chloride	10.7		"	10.0		107			61.3-120	
Naphthalene	10.8		"	10.0		108			62.3-148	
n-Butylbenzene	10.3		"	10.0		103			67.2-123	
n-Propylbenzene	10.0		"	10.0		100			70.5-127	
o-Xylene	9.81		"	10.0		98.1			75.9-122	
p- & m- Xylenes	20.7		"	20.0		104			77.7-127	
p-Isopropyltoluene	10.6		"	10.0		106			75.6-129	
sec-Butylbenzene	10.2		"	10.0		102			71.5-125	
Styrene	12.0		"	10.0		120			77.8-123	
tert-Butylbenzene	12.4		"	10.0		124			75.9-151	
Tetrachloroethylene	10.6		"	10.0		106			63.6-167	
Toluene	9.86		"	10.0		98.6			77-123	
trans-1,2-Dichloroethylene	11.1		"	10.0		111			76.3-139	
trans-1,3-Dichloropropylene	9.38		"	10.0		93.8			72.5-137	
Trichloroethylene	9.97		"	10.0		99.7			77.9-130	
Trichlorofluoromethane	11.4		"	10.0		114			57.4-133	
Vinyl Chloride	10.9		"	10.0		109			54.9-124	
<i>Surrogate: 1,2-Dichloroethane-d4</i>	<i>10.0</i>		<i>"</i>	<i>10.0</i>		<i>100</i>			<i>72.6-129</i>	
<i>Surrogate: p-Bromofluorobenzene</i>	<i>10.3</i>		<i>"</i>	<i>10.0</i>		<i>103</i>			<i>63.5-145</i>	
<i>Surrogate: Toluene-d8</i>	<i>10.3</i>		<i>"</i>	<i>10.0</i>		<i>103</i>			<i>81.2-127</i>	

Volatile Organic Compounds by EPA SW846-8260B - Quality Control Data

York Analytical Laboratories, Inc.

Analyte	Result	Reporting Limit	Units	Spike Level	Source* Result	%REC Limits	Flag	RPD	RPD Limit	Flag	
Batch BI20707 - EPA 5030B											
LCS Dup (BI20707-BSD1)											
Prepared & Analyzed: 09/19/2012											
1,1,1,2-Tetrachloroethane	9.43		ug/L	10.0		94.3	82.3-130	4.36	21.1		
1,1,1-Trichloroethane	10.8		"	10.0		108	75.6-137	4.75	19.7		
1,1,2,2-Tetrachloroethane	8.18		"	10.0		81.8	71.3-131	5.59	20.8		
1,1,2-Trichloro-1,2,2-trifluoroethane (Freon 113)	12.7		"	10.0		127	71.1-129	4.01	21.7		
1,1,2-Trichloroethane	8.02		"	10.0		80.2	74.5-129	16.7	20.3		
1,1-Dichloroethane	10.3		"	10.0		103	79.6-132	3.82	20.6		
1,1-Dichloroethylene	12.2		"	10.0		122	80.2-146	2.31	20		
1,1-Dichloropropylene	11.3		"	10.0		113	75-136	6.67	19.3		
1,2,3-Trichlorobenzene	9.72		"	10.0		97.2	66.1-136	0.723	21.6		
1,2,3-Trichloropropane	8.67		"	10.0		86.7	63-131	7.55	23.9		
1,2,4-Trichlorobenzene	9.70		"	10.0		97.0	70.6-136	7.26	21.7		
1,2,4-Trimethylbenzene	13.5		"	10.0		135	75.3-135	17.0	18.8		
1,2-Dibromo-3-chloropropane	10.0		"	10.0		100	58.9-140	8.48	27.7		
1,2-Dibromoethane	8.01		"	10.0		80.1	79-130	13.3	23		
1,2-Dichlorobenzene	9.62		"	10.0		96.2	76.1-122	1.68	19.8		
1,2-Dichloroethane	8.32		"	10.0		83.2	74.6-132	15.1	20.2		
1,2-Dichloropropane	10.2		"	10.0		102	76.9-129	3.00	20.7		
1,3,5-Trimethylbenzene	12.3		"	10.0		123	70.6-127	17.9	18.9		
1,3-Dichlorobenzene	10.1		"	10.0		101	77-124	7.73	19.2		
1,3-Dichloropropane	8.76		"	10.0		87.6	75.8-126	7.79	22.1		
1,4-Dichlorobenzene	9.87		"	10.0		98.7	76.6-125	0.610	18.6		
2,2-Dichloropropane	10.4		"	10.0		104	69-133	2.56	19.8		
2-Chlorotoluene	11.0		"	10.0		110	66.3-119	16.2	21.6		
2-Hexanone	6.93		"	10.0		69.3	70-130	Low Bias	29.3	30	
4-Chlorotoluene	11.3		"	10.0		113	69.2-127		14.9	19	
Acetone	6.89		"	10.0		68.9	70-130	Low Bias	15.7	30	
Benzene	9.71		"	10.0		97.1	76.2-129		1.43	19	
Bromobenzene	9.68		"	10.0		96.8	71.3-123		5.08	20.3	
Bromochloromethane	8.15		"	10.0		81.5	70.8-137		13.9	23.9	
Bromodichloromethane	9.77		"	10.0		97.7	79.7-134		1.02	21	
Bromoform	9.40		"	10.0		94.0	70.5-141		6.09	21.8	
Bromomethane	9.18		"	10.0		91.8	43.9-147		24.6	28.4	
Carbon tetrachloride	11.6		"	10.0		116	78.1-138		3.78	20.1	
Chlorobenzene	9.85		"	10.0		98.5	80.4-125		0.203	19.9	
Chloroethane	10.4		"	10.0		104	55.8-140		3.20	23.3	
Chloroform	9.48		"	10.0		94.8	76.6-133		3.63	20.3	
Chloromethane	9.67		"	10.0		96.7	48.8-115		2.15	24.5	
cis-1,2-Dichloroethylene	9.31		"	10.0		93.1	75.1-128		2.65	20.5	
cis-1,3-Dichloropropylene	9.58		"	10.0		95.8	74.5-128		4.19	19.9	
Dibromochloromethane	8.87		"	10.0		88.7	79.8-134		10.5	21.3	
Dibromomethane	8.94		"	10.0		89.4	79-130		9.28	22.4	
Dichlorodifluoromethane	9.42		"	10.0		94.2	47.1-101		4.89	23.9	
Ethyl Benzene	11.1		"	10.0		111	80.8-128		6.44	19.2	
Hexachlorobutadiene	13.1		"	10.0		131	64.8-128	High Bias	24.9	20.6	Non-dir.
Isopropylbenzene	13.2		"	10.0		132	75.5-135		21.4	20	Non-dir.
Methyl tert-butyl ether (MTBE)	7.40		"	10.0		74.0	65.1-140		31.0	23.6	Non-dir.
Methylene chloride	8.99		"	10.0		89.9	61.3-120		17.2	20.4	
Naphthalene	10.1		"	10.0		101	62.3-148		6.68	27.1	
n-Butylbenzene	12.6		"	10.0		126	67.2-123	High Bias	19.5	19.1	Non-dir.
n-Propylbenzene	12.4		"	10.0		124	70.5-127		21.3	23.4	
o-Xylene	9.98		"	10.0		99.8	75.9-122		1.72	19.3	
p- & m- Xylenes	21.5		"	20.0		108	77.7-127		3.74	18.6	
p-Isopropyltoluene	13.1		"	10.0		131	75.6-129	High Bias	20.9	19.1	Non-dir.
sec-Butylbenzene	12.7		"	10.0		127	71.5-125	High Bias	22.3	18.9	Non-dir.

Volatile Organic Compounds by EPA SW846-8260B - Quality Control Data

York Analytical Laboratories, Inc.

Analyte	Result	Reporting Limit	Units	Spike Level	Source* Result	%REC %REC	%REC Limits	Flag	RPD	RPD Limit	Flag
---------	--------	-----------------	-------	-------------	----------------	-----------	-------------	------	-----	-----------	------

Batch BI20707 - EPA 5030B

LCS Dup (BI20707-BSD1)

Prepared & Analyzed: 09/19/2012

Styrene	11.6		ug/L	10.0		116	77.8-123		2.80	20.9	
tert-Butylbenzene	14.8		"	10.0		148	75.9-151		17.4	20.9	
Tetrachloroethylene	12.1		"	10.0		121	63.6-167		12.8	27.7	
Toluene	10.9		"	10.0		109	77-123		9.84	18.7	
trans-1,2-Dichloroethylene	12.0		"	10.0		120	76.3-139		7.56	19.5	
trans-1,3-Dichloropropylene	8.46		"	10.0		84.6	72.5-137		10.3	19.3	
Trichloroethylene	11.9		"	10.0		119	77.9-130		17.3	20.5	
Trichlorofluoromethane	12.7		"	10.0		127	57.4-133		10.4	21.4	
Vinyl Chloride	10.8		"	10.0		108	54.9-124		0.552	22.3	
<i>Surrogate: 1,2-Dichloroethane-d4</i>	<i>8.80</i>		<i>"</i>	<i>10.0</i>		<i>88.0</i>	<i>72.6-129</i>				
<i>Surrogate: p-Bromofluorobenzene</i>	<i>10.7</i>		<i>"</i>	<i>10.0</i>		<i>107</i>	<i>63.5-145</i>				
<i>Surrogate: Toluene-d8</i>	<i>10.9</i>		<i>"</i>	<i>10.0</i>		<i>109</i>	<i>81.2-127</i>				

Batch BI20716 - EPA 5030B

Blank (BI20716-BLK1)

Prepared: 09/19/2012 Analyzed: 09/20/2012

1,1,1,2-Tetrachloroethane	ND	0.50	ug/L								
1,1,1-Trichloroethane	ND	0.50	"								
1,1,2,2-Tetrachloroethane	ND	0.50	"								
1,1,2-Trichloro-1,2,2-trifluoroethane (Freon 113)	ND	0.50	"								
1,1,2-Trichloroethane	ND	0.50	"								
1,1-Dichloroethane	ND	0.50	"								
1,1-Dichloroethylene	ND	0.50	"								
1,1-Dichloropropylene	ND	0.50	"								
1,2,3-Trichlorobenzene	ND	2.0	"								
1,2,3-Trichloropropane	ND	0.50	"								
1,2,4-Trichlorobenzene	ND	2.0	"								
1,2,4-Trimethylbenzene	ND	0.50	"								
1,2-Dibromo-3-chloropropane	ND	2.0	"								
1,2-Dibromoethane	ND	0.50	"								
1,2-Dichlorobenzene	ND	0.50	"								
1,2-Dichloroethane	ND	0.50	"								
1,2-Dichloropropane	ND	0.50	"								
1,3,5-Trimethylbenzene	ND	0.50	"								
1,3-Dichlorobenzene	ND	0.50	"								
1,3-Dichloropropane	ND	0.50	"								
1,4-Dichlorobenzene	ND	0.50	"								
2,2-Dichloropropane	ND	0.50	"								
2-Chlorotoluene	ND	0.50	"								
2-Hexanone	ND	0.50	"								
4-Chlorotoluene	ND	0.50	"								
Acetone	4.4	2.0	"								
Benzene	ND	0.50	"								
Bromobenzene	ND	0.50	"								
Bromochloromethane	ND	0.50	"								
Bromodichloromethane	ND	0.50	"								
Bromoform	ND	0.50	"								
Bromomethane	ND	0.50	"								
Carbon tetrachloride	ND	0.50	"								
Chlorobenzene	ND	0.50	"								
Chloroethane	ND	0.50	"								
Chloroform	ND	0.50	"								
Chloromethane	ND	0.50	"								
cis-1,2-Dichloroethylene	ND	0.50	"								

Volatile Organic Compounds by EPA SW846-8260B - Quality Control Data

York Analytical Laboratories, Inc.

Analyte	Result	Reporting Limit	Units	Spike Level	Source* Result	%REC	%REC Limits	Flag	RPD	RPD Limit	Flag
---------	--------	--------------------	-------	----------------	-------------------	------	----------------	------	-----	--------------	------

Batch BI20716 - EPA 5030B

Blank (BI20716-BLK1)

Prepared: 09/19/2012 Analyzed: 09/20/2012

cis-1,3-Dichloropropylene	ND	0.50	ug/L								
Dibromochloromethane	ND	0.50	"								
Dibromomethane	ND	0.50	"								
Dichlorodifluoromethane	ND	0.50	"								
Ethyl Benzene	ND	0.50	"								
Hexachlorobutadiene	ND	0.50	"								
Isopropylbenzene	ND	0.50	"								
Methyl tert-butyl ether (MTBE)	ND	0.50	"								
Methylene chloride	1.2	2.0	"								
Naphthalene	ND	2.0	"								
n-Butylbenzene	ND	0.50	"								
n-Propylbenzene	ND	0.50	"								
o-Xylene	ND	0.50	"								
p- & m- Xylenes	ND	1.0	"								
p-Isopropyltoluene	ND	0.50	"								
sec-Butylbenzene	ND	0.50	"								
Styrene	ND	0.50	"								
tert-Butylbenzene	ND	0.50	"								
Tetrachloroethylene	ND	0.50	"								
Toluene	ND	0.50	"								
trans-1,2-Dichloroethylene	ND	0.50	"								
trans-1,3-Dichloropropylene	ND	0.50	"								
Trichloroethylene	ND	0.50	"								
Trichlorofluoromethane	ND	0.50	"								
Vinyl Chloride	ND	0.50	"								
Xylenes, Total	ND	1.5	"								
<hr/>											
Surrogate: 1,2-Dichloroethane-d4	7.40		"	10.0		74.0	72.6-129				
Surrogate: p-Bromofluorobenzene	11.0		"	10.0		110	63.5-145				
Surrogate: Toluene-d8	11.0		"	10.0		110	81.2-127				

Volatile Organic Compounds by EPA SW846-8260B - Quality Control Data

York Analytical Laboratories, Inc.

Analyte	Result	Reporting Limit	Units	Spike Level	Source*		%REC Limits	Flag	RPD	
					Result	%REC			RPD	Limit
Batch BI20716 - EPA 5030B										
LCS (BI20716-BS1)										
Prepared: 09/19/2012 Analyzed: 09/20/2012										
1,1,1,2-Tetrachloroethane	9.82		ug/L	10.0			98.2	82.3-130		
1,1,1-Trichloroethane	9.27		"	10.0			92.7	75.6-137		
1,1,2,2-Tetrachloroethane	8.69		"	10.0			86.9	71.3-131		
1,1,2-Trichloro-1,2,2-trifluoroethane (Freon 113)	11.3		"	10.0			113	71.1-129		
1,1,2-Trichloroethane	9.45		"	10.0			94.5	74.5-129		
1,1-Dichloroethane	9.65		"	10.0			96.5	79.6-132		
1,1-Dichloroethylene	11.4		"	10.0			114	80.2-146		
1,1-Dichloropropylene	9.26		"	10.0			92.6	75-136		
1,2,3-Trichlorobenzene	10.4		"	10.0			104	66.1-136		
1,2,3-Trichloropropane	9.31		"	10.0			93.1	63-131		
1,2,4-Trichlorobenzene	9.13		"	10.0			91.3	70.6-136		
1,2,4-Trimethylbenzene	9.19		"	10.0			91.9	75.3-135		
1,2-Dibromo-3-chloropropane	10.3		"	10.0			103	58.9-140		
1,2-Dibromoethane	9.46		"	10.0			94.6	79-130		
1,2-Dichlorobenzene	8.73		"	10.0			87.3	76.1-122		
1,2-Dichloroethane	9.35		"	10.0			93.5	74.6-132		
1,2-Dichloropropane	9.80		"	10.0			98.0	76.9-129		
1,3,5-Trimethylbenzene	8.83		"	10.0			88.3	70.6-127		
1,3-Dichlorobenzene	8.38		"	10.0			83.8	77-124		
1,3-Dichloropropane	9.76		"	10.0			97.6	75.8-126		
1,4-Dichlorobenzene	8.73		"	10.0			87.3	76.6-125		
2,2-Dichloropropane	4.82		"	10.0			48.2	69-133	Low Bias	
2-Chlorotoluene	8.00		"	10.0			80.0	66.3-119		
2-Hexanone	8.96		"	10.0			89.6	70-130		
4-Chlorotoluene	8.59		"	10.0			85.9	69.2-127		
Acetone	12.6		"	10.0			126	70-130		
Benzene	8.99		"	10.0			89.9	76.2-129		
Bromobenzene	8.65		"	10.0			86.5	71.3-123		
Bromochloromethane	9.02		"	10.0			90.2	70.8-137		
Bromodichloromethane	10.2		"	10.0			102	79.7-134		
Bromoform	10.0		"	10.0			100	70.5-141		
Bromomethane	8.13		"	10.0			81.3	43.9-147		
Carbon tetrachloride	9.50		"	10.0			95.0	78.1-138		
Chlorobenzene	9.17		"	10.0			91.7	80.4-125		
Chloroethane	10.6		"	10.0			106	55.8-140		
Chloroform	9.53		"	10.0			95.3	76.6-133		
Chloromethane	9.03		"	10.0			90.3	48.8-115		
cis-1,2-Dichloroethylene	9.56		"	10.0			95.6	75.1-128		
cis-1,3-Dichloropropylene	8.88		"	10.0			88.8	74.5-128		
Dibromochloromethane	10.0		"	10.0			100	79.8-134		
Dibromomethane	10.2		"	10.0			102	79-130		
Dichlorodifluoromethane	6.62		"	10.0			66.2	47.1-101		
Ethyl Benzene	9.17		"	10.0			91.7	80.8-128		
Hexachlorobutadiene	8.91		"	10.0			89.1	64.8-128		
Isopropylbenzene	9.11		"	10.0			91.1	75.5-135		
Methyl tert-butyl ether (MTBE)	9.49		"	10.0			94.9	65.1-140		
Methylene chloride	13.0		"	10.0			130	61.3-120	High Bias	
Naphthalene	10.7		"	10.0			107	62.3-148		
n-Butylbenzene	8.58		"	10.0			85.8	67.2-123		
n-Propylbenzene	8.44		"	10.0			84.4	70.5-127		
o-Xylene	8.82		"	10.0			88.2	75.9-122		
p- & m- Xylenes	17.9		"	20.0			89.6	77.7-127		
p-Isopropyltoluene	8.91		"	10.0			89.1	75.6-129		
sec-Butylbenzene	8.57		"	10.0			85.7	71.5-125		

Volatile Organic Compounds by EPA SW846-8260B - Quality Control Data

York Analytical Laboratories, Inc.

Analyte	Result	Reporting	Units	Spike Level	Source*	%REC	%REC Limits	Flag	RPD	
		Limit			Result				Limit	Flag
Batch BI20716 - EPA 5030B										
LCS (BI20716-BS1)						Prepared: 09/19/2012 Analyzed: 09/20/2012				
Styrene	8.98		ug/L	10.0		89.8	77.8-123			
tert-Butylbenzene	10.6		"	10.0		106	75.9-151			
Tetrachloroethylene	9.52		"	10.0		95.2	63.6-167			
Toluene	9.23		"	10.0		92.3	77-123			
trans-1,2-Dichloroethylene	10.9		"	10.0		109	76.3-139			
trans-1,3-Dichloropropylene	8.44		"	10.0		84.4	72.5-137			
Trichloroethylene	9.76		"	10.0		97.6	77.9-130			
Trichlorofluoromethane	10.2		"	10.0		102	57.4-133			
Vinyl Chloride	10.2		"	10.0		102	54.9-124			
<i>Surrogate: 1,2-Dichloroethane-d4</i>	<i>10.3</i>		<i>"</i>	<i>10.0</i>		<i>103</i>	<i>72.6-129</i>			
<i>Surrogate: p-Bromofluorobenzene</i>	<i>9.27</i>		<i>"</i>	<i>10.0</i>		<i>92.7</i>	<i>63.5-145</i>			
<i>Surrogate: Toluene-d8</i>	<i>10.3</i>		<i>"</i>	<i>10.0</i>		<i>103</i>	<i>81.2-127</i>			
LCS (BI20716-BS2)						Prepared: 09/19/2012 Analyzed: 09/20/2012				
1,1,1,2-Tetrachloroethane	ND	0.50	ug/L				82.3-130			
1,1,1-Trichloroethane	ND	0.50	"				75.6-137			
1,1,2,2-Tetrachloroethane	ND	0.50	"				71.3-131			
1,1,2-Trichloro-1,2,2-trifluoroethane (Freon 113)	ND	0.50	"				71.1-129			
1,1,2-Trichloroethane	ND	0.50	"				74.5-129			
1,1-Dichloroethane	ND	0.50	"				79.6-132			
1,1-Dichloroethylene	ND	0.50	"				80.2-146			
1,1-Dichloropropylene	ND	0.50	"				75-136			
1,2,3-Trichlorobenzene	ND	2.0	"				66.1-136			
1,2,3-Trichloropropane	ND	0.50	"				63-131			
1,2,4-Trichlorobenzene	ND	2.0	"				70.6-136			
1,2,4-Trimethylbenzene	ND	0.50	"				75.3-135			
1,2-Dibromo-3-chloropropane	ND	2.0	"				58.9-140			
1,2-Dibromoethane	ND	0.50	"				79-130			
1,2-Dichlorobenzene	ND	0.50	"				76.1-122			
1,2-Dichloroethane	ND	0.50	"				74.6-132			
1,2-Dichloropropane	ND	0.50	"				76.9-129			
1,3,5-Trimethylbenzene	ND	0.50	"				70.6-127			
1,3-Dichlorobenzene	ND	0.50	"				77-124			
1,3-Dichloropropane	ND	0.50	"				75.8-126			
1,4-Dichlorobenzene	ND	0.50	"				76.6-125			
2,2-Dichloropropane	ND	0.50	"				69-133			
2-Chlorotoluene	ND	0.50	"				66.3-119			
2-Hexanone	ND	0.50	"				70-130			
4-Chlorotoluene	ND	0.50	"				69.2-127			
Acetone	ND	2.0	"				70-130			
Benzene	ND	0.50	"				76.2-129			
Bromobenzene	ND	0.50	"				71.3-123			
Bromochloromethane	ND	0.50	"				70.8-137			
Bromodichloromethane	ND	0.50	"				79.7-134			
Bromoform	ND	0.50	"				70.5-141			
Bromomethane	ND	0.50	"				43.9-147			
Carbon tetrachloride	ND	0.50	"				78.1-138			
Chlorobenzene	ND	0.50	"				80.4-125			
Chloroethane	ND	0.50	"				55.8-140			
Chloroform	ND	0.50	"				76.6-133			
Chloromethane	ND	0.50	"				48.8-115			
cis-1,2-Dichloroethylene	ND	0.50	"				75.1-128			
cis-1,3-Dichloropropylene	ND	0.50	"				74.5-128			
Dibromochloromethane	ND	0.50	"				79.8-134			

Volatile Organic Compounds by EPA SW846-8260B - Quality Control Data

York Analytical Laboratories, Inc.

Analyte	Result	Reporting Limit	Units	Spike Level	Source* Result	%REC Limits	%REC Limits	Flag	RPD	Limit	Flag
Batch BI20716 - EPA 5030B											
LCS (BI20716-BS2)											
Prepared: 09/19/2012 Analyzed: 09/20/2012											
Dibromomethane	ND	0.50	ug/L				79-130				
Dichlorodifluoromethane	ND	0.50	"				47.1-101				
Ethyl Benzene	ND	0.50	"				80.8-128				
Hexachlorobutadiene	ND	0.50	"				64.8-128				
Isopropylbenzene	ND	0.50	"				75.5-135				
Methyl tert-butyl ether (MTBE)	ND	0.50	"				65.1-140				
Methylene chloride	ND	2.0	"				61.3-120				
Naphthalene	ND	2.0	"				62.3-148				
n-Butylbenzene	ND	0.50	"				67.2-123				
n-Propylbenzene	ND	0.50	"				70.5-127				
o-Xylene	ND	0.50	"				75.9-122				
p- & m- Xylenes	ND	1.0	"				77.7-127				
p-Isopropyltoluene	ND	0.50	"				75.6-129				
sec-Butylbenzene	ND	0.50	"				71.5-125				
Styrene	ND	0.50	"				77.8-123				
tert-Butylbenzene	ND	0.50	"				75.9-151				
Tetrachloroethylene	ND	0.50	"				63.6-167				
Toluene	ND	0.50	"				77-123				
trans-1,2-Dichloroethylene	ND	0.50	"				76.3-139				
trans-1,3-Dichloropropylene	ND	0.50	"				72.5-137				
Trichloroethylene	ND	0.50	"				77.9-130				
Trichlorofluoromethane	ND	0.50	"				57.4-133				
Vinyl Chloride	ND	0.50	"				54.9-124				
<i>Surrogate: 1,2-Dichloroethane-d4</i>	8.34		"	10.0		83.4	72.6-129				
<i>Surrogate: p-Bromofluorobenzene</i>	9.89		"	10.0		98.9	63.5-145				
<i>Surrogate: Toluene-d8</i>	9.60		"	10.0		96.0	81.2-127				
LCS Dup (BI20716-BSD1)											
Prepared: 09/19/2012 Analyzed: 09/20/2012											
1,1,1,2-Tetrachloroethane	9.34		ug/L	10.0		93.4	82.3-130		5.01	21.1	
1,1,1-Trichloroethane	8.89		"	10.0		88.9	75.6-137		4.19	19.7	
1,1,2,2-Tetrachloroethane	9.03		"	10.0		90.3	71.3-131		3.84	20.8	
1,1,2-Trichloro-1,2,2-trifluoroethane (Freon 113)	10.7		"	10.0		107	71.1-129		5.19	21.7	
1,1,2-Trichloroethane	9.32		"	10.0		93.2	74.5-129		1.39	20.3	
1,1-Dichloroethane	9.62		"	10.0		96.2	79.6-132		0.311	20.6	
1,1-Dichloroethylene	10.4		"	10.0		104	80.2-146		8.72	20	
1,1-Dichloropropylene	9.10		"	10.0		91.0	75-136		1.74	19.3	
1,2,3-Trichlorobenzene	9.46		"	10.0		94.6	66.1-136		9.18	21.6	
1,2,3-Trichloropropane	9.47		"	10.0		94.7	63-131		1.70	23.9	
1,2,4-Trichlorobenzene	8.41		"	10.0		84.1	70.6-136		8.21	21.7	
1,2,4-Trimethylbenzene	9.07		"	10.0		90.7	75.3-135		1.31	18.8	
1,2-Dibromo-3-chloropropane	10.4		"	10.0		104	58.9-140		1.07	27.7	
1,2-Dibromoethane	9.40		"	10.0		94.0	79-130		0.636	23	
1,2-Dichlorobenzene	8.79		"	10.0		87.9	76.1-122		0.685	19.8	
1,2-Dichloroethane	9.13		"	10.0		91.3	74.6-132		2.38	20.2	
1,2-Dichloropropane	9.36		"	10.0		93.6	76.9-129		4.59	20.7	
1,3,5-Trimethylbenzene	8.67		"	10.0		86.7	70.6-127		1.83	18.9	
1,3-Dichlorobenzene	8.55		"	10.0		85.5	77-124		2.01	19.2	
1,3-Dichloropropane	9.73		"	10.0		97.3	75.8-126		0.308	22.1	
1,4-Dichlorobenzene	8.71		"	10.0		87.1	76.6-125		0.229	18.6	
2,2-Dichloropropane	5.86		"	10.0		58.6	69-133	Low Bias	19.5	19.8	
2-Chlorotoluene	8.19		"	10.0		81.9	66.3-119		2.35	21.6	
2-Hexanone	10.2		"	10.0		102	70-130		12.8	30	
4-Chlorotoluene	8.72		"	10.0		87.2	69.2-127		1.50	19	
Acetone	11.6		"	10.0		116	70-130		8.13	30	

Volatile Organic Compounds by EPA SW846-8260B - Quality Control Data

York Analytical Laboratories, Inc.

Analyte	Result	Reporting Limit	Units	Spike Level	Source* Result	%REC	%REC Limits	Flag	RPD	RPD Limit	Flag
Batch BI20716 - EPA 5030B											
LCS Dup (BI20716-BSD1)						Prepared: 09/19/2012 Analyzed: 09/20/2012					
Benzene	8.99		ug/L	10.0		89.9	76.2-129		0.00	19	
Bromobenzene	8.78		"	10.0		87.8	71.3-123		1.49	20.3	
Bromochloromethane	9.11		"	10.0		91.1	70.8-137		0.993	23.9	
Bromodichloromethane	9.62		"	10.0		96.2	79.7-134		6.15	21	
Bromoform	9.58		"	10.0		95.8	70.5-141		4.29	21.8	
Bromomethane	9.97		"	10.0		99.7	43.9-147		20.3	28.4	
Carbon tetrachloride	9.41		"	10.0		94.1	78.1-138		0.952	20.1	
Chlorobenzene	9.37		"	10.0		93.7	80.4-125		2.16	19.9	
Chloroethane	9.71		"	10.0		97.1	55.8-140		9.23	23.3	
Chloroform	9.29		"	10.0		92.9	76.6-133		2.55	20.3	
Chloromethane	8.42		"	10.0		84.2	48.8-115		6.99	24.5	
cis-1,2-Dichloroethylene	9.05		"	10.0		90.5	75.1-128		5.48	20.5	
cis-1,3-Dichloropropylene	8.99		"	10.0		89.9	74.5-128		1.23	19.9	
Dibromochloromethane	9.78		"	10.0		97.8	79.8-134		2.32	21.3	
Dibromomethane	9.86		"	10.0		98.6	79-130		3.19	22.4	
Dichlorodifluoromethane	6.05		"	10.0		60.5	47.1-101		9.00	23.9	
Ethyl Benzene	9.32		"	10.0		93.2	80.8-128		1.62	19.2	
Hexachlorobutadiene	8.35		"	10.0		83.5	64.8-128		6.49	20.6	
Isopropylbenzene	9.28		"	10.0		92.8	75.5-135		1.85	20	
Methyl tert-butyl ether (MTBE)	11.2		"	10.0		112	65.1-140		16.1	23.6	
Methylene chloride	12.0		"	10.0		120	61.3-120		7.94	20.4	
Naphthalene	10.4		"	10.0		104	62.3-148		2.47	27.1	
n-Butylbenzene	8.38		"	10.0		83.8	67.2-123		2.36	19.1	
n-Propylbenzene	8.60		"	10.0		86.0	70.5-127		1.88	23.4	
o-Xylene	8.85		"	10.0		88.5	75.9-122		0.340	19.3	
p- & m- Xylenes	18.2		"	20.0		91.2	77.7-127		1.88	18.6	
p-Isopropyltoluene	8.93		"	10.0		89.3	75.6-129		0.224	19.1	
sec-Butylbenzene	8.59		"	10.0		85.9	71.5-125		0.233	18.9	
Styrene	9.49		"	10.0		94.9	77.8-123		5.52	20.9	
tert-Butylbenzene	10.8		"	10.0		108	75.9-151		1.50	20.9	
Tetrachloroethylene	9.08		"	10.0		90.8	63.6-167		4.73	27.7	
Toluene	8.99		"	10.0		89.9	77-123		2.63	18.7	
trans-1,2-Dichloroethylene	10.4		"	10.0		104	76.3-139		4.40	19.5	
trans-1,3-Dichloropropylene	8.43		"	10.0		84.3	72.5-137		0.119	19.3	
Trichloroethylene	9.11		"	10.0		91.1	77.9-130		6.89	20.5	
Trichlorofluoromethane	9.37		"	10.0		93.7	57.4-133		7.99	21.4	
Vinyl Chloride	8.95		"	10.0		89.5	54.9-124		13.2	22.3	
<i>Surrogate: 1,2-Dichloroethane-d4</i>	<i>10.6</i>		<i>"</i>	<i>10.0</i>		<i>106</i>	<i>72.6-129</i>				
<i>Surrogate: p-Bromofluorobenzene</i>	<i>9.77</i>		<i>"</i>	<i>10.0</i>		<i>97.7</i>	<i>63.5-145</i>				
<i>Surrogate: Toluene-d8</i>	<i>10.2</i>		<i>"</i>	<i>10.0</i>		<i>102</i>	<i>81.2-127</i>				

Volatile Organic Compounds by EPA SW846-8260B - Quality Control Data

York Analytical Laboratories, Inc.

Analyte	Result	Reporting Limit	Units	Spike Level	Source* Result	%REC Limits	%REC Limits	Flag	RPD	Limit	Flag
Batch BI20716 - EPA 5030B											
LCS Dup (BI20716-BSD2)											
						Prepared: 09/19/2012 Analyzed: 09/20/2012					
1,1,1,2-Tetrachloroethane	ND	0.50	ug/L			82.3-130				21.1	
1,1,1-Trichloroethane	ND	0.50	"			75.6-137				19.7	
1,1,2,2-Tetrachloroethane	ND	0.50	"			71.3-131				20.8	
1,1,2-Trichloro-1,2,2-trifluoroethane (Freon 113)	ND	0.50	"			71.1-129				21.7	
1,1,2-Trichloroethane	ND	0.50	"			74.5-129				20.3	
1,1-Dichloroethane	ND	0.50	"			79.6-132				20.6	
1,1-Dichloroethylene	ND	0.50	"			80.2-146				20	
1,1-Dichloropropylene	ND	0.50	"			75-136				19.3	
1,2,3-Trichlorobenzene	ND	2.0	"			66.1-136				21.6	
1,2,3-Trichloropropane	ND	0.50	"			63-131				23.9	
1,2,4-Trichlorobenzene	ND	2.0	"			70.6-136				21.7	
1,2,4-Trimethylbenzene	ND	0.50	"			75.3-135				18.8	
1,2-Dibromo-3-chloropropane	ND	2.0	"			58.9-140				27.7	
1,2-Dibromoethane	ND	0.50	"			79-130				23	
1,2-Dichlorobenzene	ND	0.50	"			76.1-122				19.8	
1,2-Dichloroethane	ND	0.50	"			74.6-132				20.2	
1,2-Dichloropropane	ND	0.50	"			76.9-129				20.7	
1,3,5-Trimethylbenzene	ND	0.50	"			70.6-127				18.9	
1,3-Dichlorobenzene	ND	0.50	"			77-124				19.2	
1,3-Dichloropropane	ND	0.50	"			75.8-126				22.1	
1,4-Dichlorobenzene	ND	0.50	"			76.6-125				18.6	
2,2-Dichloropropane	ND	0.50	"			69-133				19.8	
2-Chlorotoluene	ND	0.50	"			66.3-119				21.6	
2-Hexanone	ND	0.50	"			70-130				30	
4-Chlorotoluene	ND	0.50	"			69.2-127				19	
Acetone	ND	2.0	"			70-130				30	
Benzene	ND	0.50	"			76.2-129				19	
Bromobenzene	ND	0.50	"			71.3-123				20.3	
Bromochloromethane	ND	0.50	"			70.8-137				23.9	
Bromodichloromethane	ND	0.50	"			79.7-134				21	
Bromoform	ND	0.50	"			70.5-141				21.8	
Bromomethane	ND	0.50	"			43.9-147				28.4	
Carbon tetrachloride	ND	0.50	"			78.1-138				20.1	
Chlorobenzene	ND	0.50	"			80.4-125				19.9	
Chloroethane	ND	0.50	"			55.8-140				23.3	
Chloroform	ND	0.50	"			76.6-133				20.3	
Chloromethane	ND	0.50	"			48.8-115				24.5	
cis-1,2-Dichloroethylene	ND	0.50	"			75.1-128				20.5	
cis-1,3-Dichloropropylene	ND	0.50	"			74.5-128				19.9	
Dibromochloromethane	ND	0.50	"			79.8-134				21.3	
Dibromomethane	ND	0.50	"			79-130				22.4	
Dichlorodifluoromethane	ND	0.50	"			47.1-101				23.9	
Ethyl Benzene	ND	0.50	"			80.8-128				19.2	
Hexachlorobutadiene	ND	0.50	"			64.8-128				20.6	
Isopropylbenzene	ND	0.50	"			75.5-135				20	
Methyl tert-butyl ether (MTBE)	ND	0.50	"			65.1-140				23.6	
Methylene chloride	ND	2.0	"			61.3-120				20.4	
Naphthalene	ND	2.0	"			62.3-148				27.1	
n-Butylbenzene	ND	0.50	"			67.2-123				19.1	
n-Propylbenzene	ND	0.50	"			70.5-127				23.4	
o-Xylene	ND	0.50	"			75.9-122				19.3	
p- & m- Xylenes	ND	1.0	"			77.7-127				18.6	
p-Isopropyltoluene	ND	0.50	"			75.6-129				19.1	
sec-Butylbenzene	ND	0.50	"			71.5-125				18.9	

Volatile Organic Compounds by EPA SW846-8260B - Quality Control Data

York Analytical Laboratories, Inc.

Analyte	Result	Reporting Limit	Units	Spike Level	Source* Result	%REC Limits	Flag	RPD	Limit	Flag
Batch BI20716 - EPA 5030B										
LCS Dup (BI20716-BSD2)										
Prepared: 09/19/2012 Analyzed: 09/20/2012										
Styrene	ND	0.50	ug/L			77.8-123			20.9	
tert-Butylbenzene	ND	0.50	"			75.9-151			20.9	
Tetrachloroethylene	ND	0.50	"			63.6-167			27.7	
Toluene	ND	0.50	"			77-123			18.7	
trans-1,2-Dichloroethylene	ND	0.50	"			76.3-139			19.5	
trans-1,3-Dichloropropylene	ND	0.50	"			72.5-137			19.3	
Trichloroethylene	ND	0.50	"			77.9-130			20.5	
Trichlorofluoromethane	ND	0.50	"			57.4-133			21.4	
Vinyl Chloride	ND	0.50	"			54.9-124			22.3	
<i>Surrogate: 1,2-Dichloroethane-d4</i>	8.38		"	10.0		83.8			72.6-129	
<i>Surrogate: p-Bromofluorobenzene</i>	9.76		"	10.0		97.6			63.5-145	
<i>Surrogate: Toluene-d8</i>	9.72		"	10.0		97.2			81.2-127	

YORK

ANALYTICAL LABORATORIES, INC.

Metals by EPA 6000 Series Methods - Quality Control Data

York Analytical Laboratories, Inc.

Analyte	Result	Reporting Limit	Units	Spike Level	Source* Result	%REC	%REC Limits	Flag	RPD	RPD Limit	Flag
Batch BI20617 - EPA 3010A											
Blank (BI20617-BLK1)											
										Prepared: 09/17/2012 Analyzed: 09/18/2012	
Iron - Dissolved	ND	0.0100	mg/L								
Duplicate (BI20617-DUP1)											
*Source sample: 12I0429-01 (WQ91112:1040NP2-10)										Prepared: 09/17/2012 Analyzed: 09/18/2012	
Iron - Dissolved	0.0831	0.0100	mg/L		0.0828				0.362	20	
Matrix Spike (BI20617-MS1)											
*Source sample: 12I0429-01 (WQ91112:1040NP2-10)										Prepared: 09/17/2012 Analyzed: 09/18/2012	
Iron - Dissolved	1.12	0.0100	mg/L	1.00	0.0828	104	75-125				
Reference (BI20617-SRM1)											
										Prepared: 09/17/2012 Analyzed: 09/18/2012	
Iron - Dissolved	0.276	0.0100	mg/L	0.274		101	86.9-115				

YORK

ANALYTICAL LABORATORIES, INC.

Metals by EPA 200 Series Methods - Quality Control Data

York Analytical Laboratories, Inc.

Analyte	Result	Reporting Limit	Units	Spike Level	Source* Result	%REC	%REC Limits	Flag	RPD	RPD Limit	Flag
Batch BI20617 - EPA 3010A											
Blank (BI20617-BLK1)											
										Prepared: 09/17/2012 Analyzed: 09/18/2012	
Iron	ND	0.0100	mg/L								
Duplicate (BI20617-DUP1)											
										Prepared: 09/17/2012 Analyzed: 09/18/2012	
Iron	6.33	0.0100	mg/L		6.33				0.0632	20	
Matrix Spike (BI20617-MS1)											
										Prepared: 09/17/2012 Analyzed: 09/18/2012	
Iron	7.34	0.0100	mg/L	1.00	6.33	102	75-125				
Reference (BI20617-SRM1)											
										Prepared: 09/17/2012 Analyzed: 09/18/2012	
Iron	0.276	0.0100	mg/L	0.274		101	86.9-115				

Miscellaneous Physical/Conventional Chemistry Parameters - Quality Control Data

York Analytical Laboratories, Inc.

Analyte	Result	Reporting Limit	Units	Spike Level	Source* Result	%REC	%REC Limits	Flag	RPD	RPD Limit	Flag
---------	--------	-----------------	-------	-------------	----------------	------	-------------	------	-----	-----------	------

Batch BI20613 - % Solids Prep

Blank (BI20613-BLK1)

Prepared & Analyzed: 09/18/2012

Total Dissolved Solids	ND	1.00	mg/L								
------------------------	----	------	------	--	--	--	--	--	--	--	--

Notes and Definitions

QL-02	This LCS analyte is outside Laboratory Recovery limits due the analyte behavior using the referenced method. The reference method has certain limitations with respect to analytes of this nature.
J	Detected below the Reporting Limit but greater than or equal to the Method Detection Limit (MDL); therefore, the result is an estimated concentration.
B	Analyte is found in the associated analysis batch blank. For volatiles, methylene chloride and acetone are common lab contaminants. Data users should consider anything <10x the blank value as artifact.

ND	Analyte NOT DETECTED at the stated Reporting Limit (RL) or above.
RL	REPORTING LIMIT - the minimum reportable value based upon the lowest point in the analyte calibration curve.
MDL	METHOD DETECTION LIMIT - the minimum concentration that can be measured and reported with a 99% confidence that the concentration is greater than zero. If requested or required, a value reported below the RL and above the MDL is considered estimated and is noted with a "J" flag.
NR	Not reported
RPD	Relative Percent Difference
Wet	The data has been reported on an as-received (wet weight) basis
Low Bias	Low Bias flag indicates that the recovery of the flagged analyte is below the laboratory or regulatory lower control limit. The data user should take note that this analyte may be biased low but should evaluate multiple lines of evidence including the LCS and site-specific MS/MSD data to draw bias conclusions. In cases where no site-specific MS/MSD was requested, only the LCS data can be used to evaluate such bias.
High Bias	High Bias flag indicates that the recovery of the flagged analyte is above the laboratory or regulatory upper control limit. The data user should take note that this analyte may be biased high but should evaluate multiple lines of evidence including the LCS and site-specific MS/MSD data to draw bias conclusions. In cases where no site-specific MS/MSD was requested, only the LCS data can be used to evaluate such bias.
Non-Dir.	Non-dir. flag (Non-Directional Bias) indicates that the Relative Percent Difference (RPD) (a measure of precision) among the MS and MSD data is outside the laboratory or regulatory control limit. This alerts the data user where the MS and MSD are from site-specific samples that the RPD is high due to either non-homogeneous distribution of target analyte between the MS/MSD or indicates poor reproducibility for other reasons.

If EPA SW-846 method 8270 is included herein it is noted that the target compound N-nitrosodiphenylamine (NDPA) decomposes in the gas chromatographic inlet and cannot be separated from diphenylamine (DPA). These results could actually represent 100% DPA, 100% NDPA or some combination of the two. For this reason, York reports the combined result for n-nitrosodiphenylamine and diphenylamine for either of these compounds as a combined concentration as Diphenylamine.

YORK

ANALYTICAL LABORATORIES, INC.
 120 RESEARCH DR. STRATFORD, CT 06615
 (203) 325-1371 FAX (203) 357-0166

Field Chain-of-Custody Record

Page 1 of 1

NOTE: York's Std. Terms & Conditions are listed on the back side of this document. This document serves as your written authorization to York to proceed with the analyses requested and your signature binds you to York's Std. Terms & Conditions.

York Project No. 12 I 0427

YOUR Information Company: <u>LB6</u> Address: <u>4 Research Dr, Suite 301 Shelton, CT 06484</u> Phone No. <u>203-929-8555</u> Contact Person: <u>Tunde Sander</u> E-Mail Address: <u>TSander@LB6T.com</u>		Report To: Company: <u>Same</u> Address: _____ Phone No. _____ Attention: _____ E-Mail Address: _____		Invoice To: Company: <u>Same</u> Address: _____ Phone No. _____ Attention: _____ E-Mail Address: _____		YOUR Project ID Metals: _____ Misc. Org: _____ NY: <input checked="" type="checkbox"/> NI		Turn-Around Time RUSH - Same Day <input type="checkbox"/> RUSH - Next Day <input type="checkbox"/> RUSH - Two Day <input type="checkbox"/> RUSH - Three Day <input type="checkbox"/> RUSH - Four Day <input type="checkbox"/> Standard (5-7 Days) <input checked="" type="checkbox"/>		Report Type Summary Report <u>X</u> pdf Summary w/ QA Summary <u>X</u> pdf CT RCP Package _____ CTRCP DQADUE Pkg _____ NY ASP A Package _____ NY ASP B Package <u>NY-10 only</u> pdf NJDEP Red. Deliv. _____ Electronic Data Deliverables (EDD) _____ Simple Excel <input checked="" type="checkbox"/> X NYSDEC EQALS _____ EQALS (std) _____ EZ-EDD (EQALS) _____ NJDEP SRP HazSite EDD _____ GIS/KEY (std) _____ Other _____ York Regulatory Comparison _____ Excel Spreadsheet _____ Compare to the following Regs. (Please fill in): _____			
Matrix Codes S - soil Other - specify (oil, etc.) _____ WW - wastewater GW - groundwater DW - drinking water Air-A - ambient air Air-SV - soil vapor		Volatiles 8260 Hal. _____ 624 _____ STARS list _____ BN Only _____ Acids Only _____ PAH list _____ TAGM list _____ CT RCP list _____ TAGM list _____ Oxyanions _____ TCLP list _____ Arom. only _____ 502.2 _____ Halog. only _____ NJDEP list _____ App. IX list _____ SFLP or TCLP _____ 8021B list _____		Semi-Volatiles 8270 or 625 _____ 8082 PCB _____ 808 IPest _____ 815 Herb _____ CT RCP _____ App. IX _____ Site Spec. _____ SFLP or TCLP _____ TCLP Pest _____ TCLP Herb _____ SFLP or TCLP _____ Chloroac. _____ 608 Pest _____ SFLP or TCLP _____ 608 PCB _____		Metals RCRA8 _____ PP13 list _____ TAL _____ CT15 list _____ TAGM list _____ NJDEP list _____ Air TO14A _____ Air TO15 _____ Air STARS _____ SFLP or TCLP _____ Air VPH _____ Air TICs _____ Methane _____ Helium _____		Misc. Org TPH GRO _____ TPH DRO _____ CT ETPH _____ NY 310-13 _____ Full App. IX _____ Pestic. Residue _____ Hexachlorob. _____ TOX _____ BTU/b. _____ Pestic. Toxic _____ Pestic. Toxic _____ NYSDEC _____ Asbestos _____ Silica _____		Choose Analyses Needed from the Menu Above and Enter Below Fe by EPA 200.7/Fe, Dissolved by EPA 6010 (SW 846-6100) / VOCs, P260 list (EPA SW 845-8260b) plus from #3 Fe by EPA 200.7/Fe, Dissolved by EPA 6010 (SW 846-6100) / VOCs, P260 list (EPA SW 845-8260a) plus from #3 / TOX (SH 2540c)		Container Description(s) ZV Zf ZV Zf ZV Zf	
Sample Identification WQ91112: 1030NP2-6 WQ91112: 1035NP2-7 WQ91112: 1070NP2-10		Date Sampled 9/11/12 1030 1035 1040		Sample Matrix GW GW GW		Preservation 4°C _____ Frozen _____ BCI _____ MeOH _____ H ₂ O _____ NaOH _____ ZnAc _____ Ascorbic Acid _____ Other _____		Temperature _____					
Comments Check these Applicable Special Instructions: _____ Field Filtered <input type="checkbox"/> Lab to Filter <input type="checkbox"/>		Samples Relinquished By: <u>Valery Voda</u> Date/Time: <u>9/13/12 12:27</u>		Samples Received By: <u>Trace</u> Date/Time: <u>9-13-12 1550</u>		Samples Relinquished By: _____ Date/Time: _____		Samples Received By: _____ Date/Time: _____					

Print Clearly and Legibly. All Information must be complete. Samples will NOT be logged in and the turn-around time clock will not begin until any questions by York are resolved.

 Samples Collected/Authorized By (Signature)
 STEPHEN TNAI
 Name (printed)

YORK

ANALYTICAL LABORATORIES, INC.

Technical Report

prepared for:

Leggette Brashears & Graham Shelton Office

4 Research Drive, Suite 301

Shelton CT, 06484

Attention: Tunde Sandor

Report Date: 09/27/2012

Client Project ID: Rowe Industries

York Project (SDG) No.: 12I0740

CT License No. PH-0723

New Jersey License No. CT-005



New York License No. 10854

PA License No. 68-04440

Report Date: 09/27/2012
Client Project ID: Rowe Industries
York Project (SDG) No.: 12I0740

Leggette Brashears & Graham Shelton Office
4 Research Drive, Suite 301
Shelton CT, 06484
Attention: Tunde Sandor

Purpose and Results

This report contains the analytical data for the sample(s) identified on the attached chain-of-custody received in our laboratory on September 21, 2012 and listed below. The project was identified as your project: **Rowe Industries**.

The analyses were conducted utilizing appropriate EPA, Standard Methods, and ASTM methods as detailed in the data summary tables.

All samples were received in proper condition meeting the customary acceptance requirements for environmental samples except those indicated under the Notes section of this report.

All analyses met the method and laboratory standard operating procedure requirements except as indicated by any data flags, the meaning of which are explained in the attachment to this report, and case narrative if applicable.

The results of the analyses, which are all reported on dry weight basis (soils) unless otherwise noted, are detailed in the following pages.

Please contact Client Services at 203.325.1371 with any questions regarding this report.

<u>York Sample ID</u>	<u>Client Sample ID</u>	<u>Matrix</u>	<u>Date Collected</u>	<u>Date Received</u>
12I0740-01	WQ091812:1240NP2-6	Water	09/18/2012	09/21/2012
12I0740-02	WQ091812:1245NP2-7	Water	09/18/2012	09/21/2012
12I0742-01	WQ091812:1250NP2-10	Water	09/18/2012	09/21/2012

General Notes for York Project (SDG) No.: 12I0740

1. The RLs and MDLs (Reporting Limit and Method Detection Limit respectively) reported are adjusted for any dilution necessary due to the levels of target and/or non-target analytes and matrix interference. The RL(REPORTING LIMIT) is based upon the lowest standard utilized for the calibration where applicable.
2. Samples are retained for a period of thirty days after submittal of report, unless other arrangements are made.
3. York's liability for the above data is limited to the dollar value paid to York for the referenced project.
4. This report shall not be reproduced without the written approval of York Analytical Laboratories, Inc.
5. All samples were received in proper condition for analysis with proper documentation, unless otherwise noted.
6. All analyses conducted met method or Laboratory SOP requirements. See the Qualifiers and/or Narrative sections for further information.
7. It is noted that no analyses reported herein were subcontracted to another laboratory, unless noted in the report.
8. This report reflects results that relate only to the samples submitted on the attached chain-of-custody form(s) received by York.

Approved By:



Robert Q. Bradley
Executive Vice President / Laboratory Director

Date: 09/27/2012

YORK

Sample Information

Client Sample ID: WQ091812:1240NP2-6

York Sample ID: 1210740-01

York Project (SDG) No.
1210740

Client Project ID
Rowe Industries

Matrix
Water

Collection Date/Time
September 18, 2012 12:40 pm

Date Received
09/21/2012

Volatile Organics, 8260 List - Low Level

Log-in Notes:

Sample Notes:

Sample Prepared by Method: EPA 5030B

CAS No.	Parameter	Result	Flag	Units	MDL	RL	Dilution	Reference Method	Date/Time Prepared	Date/Time Analyzed	Analyst
630-20-6	1,1,1,2-Tetrachloroethane	ND		ug/L	0.071	0.50	1	EPA SW846-8260B	09/25/2012 16:55	09/26/2012 03:54	SS
71-55-6	1,1,1-Trichloroethane	0.70		ug/L	0.024	0.50	1	EPA SW846-8260B	09/25/2012 16:55	09/26/2012 03:54	SS
79-34-5	1,1,2,2-Tetrachloroethane	ND		ug/L	0.17	0.50	1	EPA SW846-8260B	09/25/2012 16:55	09/26/2012 03:54	SS
76-13-1	1,2-Trichloro-1,2,2-trifluoroethane (Freon 113)	ND		ug/L	0.074	0.50	1	EPA SW846-8260B	09/25/2012 16:55	09/26/2012 03:54	SS
79-00-5	1,1,2-Trichloroethane	ND		ug/L	0.070	0.50	1	EPA SW846-8260B	09/25/2012 16:55	09/26/2012 03:54	SS
75-34-3	1,1-Dichloroethane	0.34	J	ug/L	0.044	0.50	1	EPA SW846-8260B	09/25/2012 16:55	09/26/2012 03:54	SS
75-35-4	1,1-Dichloroethylene	ND		ug/L	0.044	0.50	1	EPA SW846-8260B	09/25/2012 16:55	09/26/2012 03:54	SS
563-58-6	1,1-Dichloropropylene	ND		ug/L	0.11	0.50	1	EPA SW846-8260B	09/25/2012 16:55	09/26/2012 03:54	SS
87-61-6	1,2,3-Trichlorobenzene	ND		ug/L	0.12	2.0	1	EPA SW846-8260B	09/25/2012 16:55	09/26/2012 03:54	SS
96-18-4	1,2,3-Trichloropropane	ND		ug/L	0.17	0.50	1	EPA SW846-8260B	09/25/2012 16:55	09/26/2012 03:54	SS
120-82-1	1,2,4-Trichlorobenzene	ND		ug/L	0.11	2.0	1	EPA SW846-8260B	09/25/2012 16:55	09/26/2012 03:54	SS
95-63-6	1,2,4-Trimethylbenzene	ND		ug/L	0.068	0.50	1	EPA SW846-8260B	09/25/2012 16:55	09/26/2012 03:54	SS
96-12-8	1,2-Dibromo-3-chloropropane	ND		ug/L	0.46	2.0	1	EPA SW846-8260B	09/25/2012 16:55	09/26/2012 03:54	SS
106-93-4	1,2-Dibromoethane	ND		ug/L	0.15	0.50	1	EPA SW846-8260B	09/25/2012 16:55	09/26/2012 03:54	SS
95-50-1	1,2-Dichlorobenzene	ND		ug/L	0.071	0.50	1	EPA SW846-8260B	09/25/2012 16:55	09/26/2012 03:54	SS
107-06-2	1,2-Dichloroethane	ND		ug/L	0.12	0.50	1	EPA SW846-8260B	09/25/2012 16:55	09/26/2012 03:54	SS
78-87-5	1,2-Dichloropropane	ND		ug/L	0.051	0.50	1	EPA SW846-8260B	09/25/2012 16:55	09/26/2012 03:54	SS
108-67-8	1,3,5-Trimethylbenzene	ND		ug/L	0.059	0.50	1	EPA SW846-8260B	09/25/2012 16:55	09/26/2012 03:54	SS
541-73-1	1,3-Dichlorobenzene	ND		ug/L	0.048	0.50	1	EPA SW846-8260B	09/25/2012 16:55	09/26/2012 03:54	SS
142-28-9	1,3-Dichloropropane	ND		ug/L	0.12	0.50	1	EPA SW846-8260B	09/25/2012 16:55	09/26/2012 03:54	SS
106-46-7	1,4-Dichlorobenzene	ND		ug/L	0.048	0.50	1	EPA SW846-8260B	09/25/2012 16:55	09/26/2012 03:54	SS
594-20-7	2,2-Dichloropropane	ND		ug/L	0.096	0.50	1	EPA SW846-8260B	09/25/2012 16:55	09/26/2012 03:54	SS
95-49-8	2-Chlorotoluene	ND		ug/L	0.084	0.50	1	EPA SW846-8260B	09/25/2012 16:55	09/26/2012 03:54	SS
591-78-6	2-Hexanone	ND		ug/L	0.24	0.50	1	EPA SW846-8260B	09/25/2012 16:55	09/26/2012 03:54	SS
106-43-4	4-Chlorotoluene	ND		ug/L	0.072	0.50	1	EPA SW846-8260B	09/25/2012 16:55	09/26/2012 03:54	SS
67-64-1	Acetone	ND		ug/L	0.90	2.0	1	EPA SW846-8260B	09/25/2012 16:55	09/26/2012 03:54	SS
71-43-2	Benzene	ND		ug/L	0.044	0.50	1	EPA SW846-8260B	09/25/2012 16:55	09/26/2012 03:54	SS
108-86-1	Bromobenzene	ND		ug/L	0.081	0.50	1	EPA SW846-8260B	09/25/2012 16:55	09/26/2012 03:54	SS
74-97-5	Bromochloromethane	ND		ug/L	0.10	0.50	1	EPA SW846-8260B	09/25/2012 16:55	09/26/2012 03:54	SS
75-27-4	Bromodichloromethane	ND		ug/L	0.054	0.50	1	EPA SW846-8260B	09/25/2012 16:55	09/26/2012 03:54	SS
75-25-2	Bromoform	ND		ug/L	0.079	0.50	1	EPA SW846-8260B	09/25/2012 16:55	09/26/2012 03:54	SS
74-83-9	Bromomethane	ND		ug/L	0.20	0.50	1	EPA SW846-8260B	09/25/2012 16:55	09/26/2012 03:54	SS
56-23-5	Carbon tetrachloride	ND		ug/L	0.085	0.50	1	EPA SW846-8260B	09/25/2012 16:55	09/26/2012 03:54	SS

Sample Information

Client Sample ID: WQ091812:1240NP2-6

York Sample ID: 1210740-01

York Project (SDG) No.
1210740

Client Project ID
Rowe Industries

Matrix
Water

Collection Date/Time
September 18, 2012 12:40 pm

Date Received
09/21/2012

Volatile Organics, 8260 List - Low Level

Log-in Notes:

Sample Notes:

Sample Prepared by Method: EPA 5030B

CAS No.	Parameter	Result	Flag	Units	MDL	RL	Dilution	Reference Method	Date/Time Prepared	Date/Time Analyzed	Analyst
108-90-7	Chlorobenzene	ND		ug/L	0.063	0.50	1	EPA SW846-8260B	09/25/2012 16:55	09/26/2012 03:54	SS
75-00-3	Chloroethane	ND		ug/L	0.090	0.50	1	EPA SW846-8260B	09/25/2012 16:55	09/26/2012 03:54	SS
67-66-3	Chloroform	0.22	J	ug/L	0.079	0.50	1	EPA SW846-8260B	09/25/2012 16:55	09/26/2012 03:54	SS
74-87-3	Chloromethane	ND		ug/L	0.076	0.50	1	EPA SW846-8260B	09/25/2012 16:55	09/26/2012 03:54	SS
156-59-2	cis-1,2-Dichloroethylene	ND		ug/L	0.069	0.50	1	EPA SW846-8260B	09/25/2012 16:55	09/26/2012 03:54	SS
10061-01-5	cis-1,3-Dichloropropylene	ND		ug/L	0.067	0.50	1	EPA SW846-8260B	09/25/2012 16:55	09/26/2012 03:54	SS
124-48-1	Dibromochloromethane	ND		ug/L	0.053	0.50	1	EPA SW846-8260B	09/25/2012 16:55	09/26/2012 03:54	SS
74-95-3	Dibromomethane	ND		ug/L	0.12	0.50	1	EPA SW846-8260B	09/25/2012 16:55	09/26/2012 03:54	SS
75-71-8	Dichlorodifluoromethane	ND		ug/L	0.092	0.50	1	EPA SW846-8260B	09/25/2012 16:55	09/26/2012 03:54	SS
100-41-4	Ethyl Benzene	ND		ug/L	0.057	0.50	1	EPA SW846-8260B	09/25/2012 16:55	09/26/2012 03:54	SS
87-68-3	Hexachlorobutadiene	ND		ug/L	0.12	0.50	1	EPA SW846-8260B	09/25/2012 16:55	09/26/2012 03:54	SS
98-82-8	Isopropylbenzene	ND		ug/L	0.056	0.50	1	EPA SW846-8260B	09/25/2012 16:55	09/26/2012 03:54	SS
1634-04-4	Methyl tert-butyl ether (MTBE)	ND		ug/L	0.48	0.50	1	EPA SW846-8260B	09/25/2012 16:55	09/26/2012 03:54	SS
75-09-2	Methylene chloride	1.5	J, B	ug/L	0.26	2.0	1	EPA SW846-8260B	09/25/2012 16:55	09/26/2012 03:54	SS
91-20-3	Naphthalene	ND		ug/L	0.090	2.0	1	EPA SW846-8260B	09/25/2012 16:55	09/26/2012 03:54	SS
104-51-8	n-Butylbenzene	ND		ug/L	0.083	0.50	1	EPA SW846-8260B	09/25/2012 16:55	09/26/2012 03:54	SS
103-65-1	n-Propylbenzene	ND		ug/L	0.068	0.50	1	EPA SW846-8260B	09/25/2012 16:55	09/26/2012 03:54	SS
95-47-6	o-Xylene	ND		ug/L	0.050	0.50	1	EPA SW846-8260B	09/25/2012 16:55	09/26/2012 03:54	SS
1330-20-7P/M	p- & m- Xylenes	ND		ug/L	0.090	1.0	1	EPA SW846-8260B	09/25/2012 16:55	09/26/2012 03:54	SS
99-87-6	p-Isopropyltoluene	ND		ug/L	0.044	0.50	1	EPA SW846-8260B	09/25/2012 16:55	09/26/2012 03:54	SS
135-98-8	sec-Butylbenzene	ND		ug/L	0.050	0.50	1	EPA SW846-8260B	09/25/2012 16:55	09/26/2012 03:54	SS
100-42-5	Styrene	ND		ug/L	0.043	0.50	1	EPA SW846-8260B	09/25/2012 16:55	09/26/2012 03:54	SS
98-06-6	tert-Butylbenzene	ND		ug/L	0.050	0.50	1	EPA SW846-8260B	09/25/2012 16:55	09/26/2012 03:54	SS
127-18-4	Tetrachloroethylene	0.98		ug/L	0.070	0.50	1	EPA SW846-8260B	09/25/2012 16:55	09/26/2012 03:54	SS
108-88-3	Toluene	ND		ug/L	0.042	0.50	1	EPA SW846-8260B	09/25/2012 16:55	09/26/2012 03:54	SS
156-60-5	trans-1,2-Dichloroethylene	ND		ug/L	0.085	0.50	1	EPA SW846-8260B	09/25/2012 16:55	09/26/2012 03:54	SS
10061-02-6	trans-1,3-Dichloropropylene	ND		ug/L	0.060	0.50	1	EPA SW846-8260B	09/25/2012 16:55	09/26/2012 03:54	SS
79-01-6	Trichloroethylene	0.10	J	ug/L	0.071	0.50	1	EPA SW846-8260B	09/25/2012 16:55	09/26/2012 03:54	SS
75-69-4	Trichlorofluoromethane	ND		ug/L	0.094	0.50	1	EPA SW846-8260B	09/25/2012 16:55	09/26/2012 03:54	SS
75-01-4	Vinyl Chloride	ND		ug/L	0.062	0.50	1	EPA SW846-8260B	09/25/2012 16:55	09/26/2012 03:54	SS
1330-20-7	Xylenes, Total	ND		ug/L	0.12	1.5	1	EPA SW846-8260B	09/25/2012 16:55	09/26/2012 03:54	SS
Surrogate Recoveries		Result	Acceptance Range								
17060-07-0	Surrogate: 1,2-Dichloroethane-d4	99.3 %	72.6-129								
460-00-4	Surrogate: p-Bromofluorobenzene	94.0 %	63.5-145								
2037-26-5	Surrogate: Toluene-d8	100 %	81.2-127								

Sample Information

Client Sample ID: WQ091812:1240NP2-6

York Sample ID: 1210740-01

York Project (SDG) No.
1210740

Client Project ID
Rowe Industries

Matrix
Water

Collection Date/Time
September 18, 2012 12:40 pm

Date Received
09/21/2012

Iron, Dissolved by EPA 6010

Log-in Notes:

Sample Notes:

Sample Prepared by Method: EPA 3010A

CAS No.	Parameter	Result	Flag	Units	MDL	RL	Dilution	Reference Method	Date/Time Prepared	Date/Time Analyzed	Analyst
7439-89-6	Iron	0.125		mg/L	0.0100	0.0100	1	EPA SW846-6010B	09/25/2012 09:28	09/25/2012 12:43	MW

Iron by EPA 200.7

Log-in Notes:

Sample Notes:

Sample Prepared by Method: EPA 3010A

CAS No.	Parameter	Result	Flag	Units	MDL	RL	Dilution	Reference Method	Date/Time Prepared	Date/Time Analyzed	Analyst
7439-89-6	Iron	0.822		mg/L	0.0100	0.0100	1	EPA 200.7	09/25/2012 09:28	09/25/2012 12:48	MW

Sample Information

Client Sample ID: WQ091812:1245NP2-7

York Sample ID: 1210740-02

York Project (SDG) No.
1210740

Client Project ID
Rowe Industries

Matrix
Water

Collection Date/Time
September 18, 2012 12:45 pm

Date Received
09/21/2012

Volatile Organics, 8260 List - Low Level

Log-in Notes:

Sample Notes:

Sample Prepared by Method: EPA 5030B

CAS No.	Parameter	Result	Flag	Units	MDL	RL	Dilution	Reference Method	Date/Time Prepared	Date/Time Analyzed	Analyst
630-20-6	1,1,1,2-Tetrachloroethane	ND		ug/L	0.071	0.50	1	EPA SW846-8260B	09/25/2012 16:55	09/26/2012 04:28	SS
71-55-6	1,1,1-Trichloroethane	ND		ug/L	0.024	0.50	1	EPA SW846-8260B	09/25/2012 16:55	09/26/2012 04:28	SS
79-34-5	1,1,2,2-Tetrachloroethane	ND		ug/L	0.17	0.50	1	EPA SW846-8260B	09/25/2012 16:55	09/26/2012 04:28	SS
76-13-1	1,2-Trichloro-1,2,2-trifluoroethane (Freon 113)	ND		ug/L	0.074	0.50	1	EPA SW846-8260B	09/25/2012 16:55	09/26/2012 04:28	SS
79-00-5	1,1,2-Trichloroethane	ND		ug/L	0.070	0.50	1	EPA SW846-8260B	09/25/2012 16:55	09/26/2012 04:28	SS
75-34-3	1,1-Dichloroethane	ND		ug/L	0.044	0.50	1	EPA SW846-8260B	09/25/2012 16:55	09/26/2012 04:28	SS
75-35-4	1,1-Dichloroethylene	ND		ug/L	0.044	0.50	1	EPA SW846-8260B	09/25/2012 16:55	09/26/2012 04:28	SS
563-58-6	1,1-Dichloropropylene	ND		ug/L	0.11	0.50	1	EPA SW846-8260B	09/25/2012 16:55	09/26/2012 04:28	SS
87-61-6	1,2,3-Trichlorobenzene	ND		ug/L	0.12	2.0	1	EPA SW846-8260B	09/25/2012 16:55	09/26/2012 04:28	SS
96-18-4	1,2,3-Trichloropropane	ND		ug/L	0.17	0.50	1	EPA SW846-8260B	09/25/2012 16:55	09/26/2012 04:28	SS
120-82-1	1,2,4-Trichlorobenzene	ND		ug/L	0.11	2.0	1	EPA SW846-8260B	09/25/2012 16:55	09/26/2012 04:28	SS
95-63-6	1,2,4-Trimethylbenzene	ND		ug/L	0.068	0.50	1	EPA SW846-8260B	09/25/2012 16:55	09/26/2012 04:28	SS
96-12-8	1,2-Dibromo-3-chloropropane	ND		ug/L	0.46	2.0	1	EPA SW846-8260B	09/25/2012 16:55	09/26/2012 04:28	SS
106-93-4	1,2-Dibromoethane	ND		ug/L	0.15	0.50	1	EPA SW846-8260B	09/25/2012 16:55	09/26/2012 04:28	SS
95-50-1	1,2-Dichlorobenzene	ND		ug/L	0.071	0.50	1	EPA SW846-8260B	09/25/2012 16:55	09/26/2012 04:28	SS
107-06-2	1,2-Dichloroethane	ND		ug/L	0.12	0.50	1	EPA SW846-8260B	09/25/2012 16:55	09/26/2012 04:28	SS
78-87-5	1,2-Dichloropropane	ND		ug/L	0.051	0.50	1	EPA SW846-8260B	09/25/2012 16:55	09/26/2012 04:28	SS
108-67-8	1,3,5-Trimethylbenzene	ND		ug/L	0.059	0.50	1	EPA SW846-8260B	09/25/2012 16:55	09/26/2012 04:28	SS
541-73-1	1,3-Dichlorobenzene	ND		ug/L	0.048	0.50	1	EPA SW846-8260B	09/25/2012 16:55	09/26/2012 04:28	SS
142-28-9	1,3-Dichloropropane	ND		ug/L	0.12	0.50	1	EPA SW846-8260B	09/25/2012 16:55	09/26/2012 04:28	SS

Sample Information

Client Sample ID: WQ091812:1245NP2-7

York Sample ID: 1210740-02

York Project (SDG) No.
1210740

Client Project ID
Rowe Industries

Matrix
Water

Collection Date/Time
September 18, 2012 12:45 pm

Date Received
09/21/2012

Volatile Organics, 8260 List - Low Level

Log-in Notes:

Sample Notes:

Sample Prepared by Method: EPA 5030B

CAS No.	Parameter	Result	Flag	Units	MDL	RL	Dilution	Reference Method	Date/Time Prepared	Date/Time Analyzed	Analyst
106-46-7	1,4-Dichlorobenzene	ND		ug/L	0.048	0.50	1	EPA SW846-8260B	09/25/2012 16:55	09/26/2012 04:28	SS
594-20-7	2,2-Dichloropropane	ND		ug/L	0.096	0.50	1	EPA SW846-8260B	09/25/2012 16:55	09/26/2012 04:28	SS
95-49-8	2-Chlorotoluene	ND		ug/L	0.084	0.50	1	EPA SW846-8260B	09/25/2012 16:55	09/26/2012 04:28	SS
591-78-6	2-Hexanone	ND		ug/L	0.24	0.50	1	EPA SW846-8260B	09/25/2012 16:55	09/26/2012 04:28	SS
106-43-4	4-Chlorotoluene	ND		ug/L	0.072	0.50	1	EPA SW846-8260B	09/25/2012 16:55	09/26/2012 04:28	SS
67-64-1	Acetone	1.3	J, B	ug/L	0.90	2.0	1	EPA SW846-8260B	09/25/2012 16:55	09/26/2012 04:28	SS
71-43-2	Benzene	ND		ug/L	0.044	0.50	1	EPA SW846-8260B	09/25/2012 16:55	09/26/2012 04:28	SS
108-86-1	Bromobenzene	ND		ug/L	0.081	0.50	1	EPA SW846-8260B	09/25/2012 16:55	09/26/2012 04:28	SS
74-97-5	Bromochloromethane	ND		ug/L	0.10	0.50	1	EPA SW846-8260B	09/25/2012 16:55	09/26/2012 04:28	SS
75-27-4	Bromodichloromethane	ND		ug/L	0.054	0.50	1	EPA SW846-8260B	09/25/2012 16:55	09/26/2012 04:28	SS
75-25-2	Bromoform	ND		ug/L	0.079	0.50	1	EPA SW846-8260B	09/25/2012 16:55	09/26/2012 04:28	SS
74-83-9	Bromomethane	ND		ug/L	0.20	0.50	1	EPA SW846-8260B	09/25/2012 16:55	09/26/2012 04:28	SS
56-23-5	Carbon tetrachloride	ND		ug/L	0.085	0.50	1	EPA SW846-8260B	09/25/2012 16:55	09/26/2012 04:28	SS
108-90-7	Chlorobenzene	ND		ug/L	0.063	0.50	1	EPA SW846-8260B	09/25/2012 16:55	09/26/2012 04:28	SS
75-00-3	Chloroethane	ND		ug/L	0.090	0.50	1	EPA SW846-8260B	09/25/2012 16:55	09/26/2012 04:28	SS
67-66-3	Chloroform	ND		ug/L	0.079	0.50	1	EPA SW846-8260B	09/25/2012 16:55	09/26/2012 04:28	SS
74-87-3	Chloromethane	ND		ug/L	0.076	0.50	1	EPA SW846-8260B	09/25/2012 16:55	09/26/2012 04:28	SS
156-59-2	cis-1,2-Dichloroethylene	ND		ug/L	0.069	0.50	1	EPA SW846-8260B	09/25/2012 16:55	09/26/2012 04:28	SS
10061-01-5	cis-1,3-Dichloropropylene	ND		ug/L	0.067	0.50	1	EPA SW846-8260B	09/25/2012 16:55	09/26/2012 04:28	SS
124-48-1	Dibromochloromethane	ND		ug/L	0.053	0.50	1	EPA SW846-8260B	09/25/2012 16:55	09/26/2012 04:28	SS
74-95-3	Dibromomethane	ND		ug/L	0.12	0.50	1	EPA SW846-8260B	09/25/2012 16:55	09/26/2012 04:28	SS
75-71-8	Dichlorodifluoromethane	ND		ug/L	0.092	0.50	1	EPA SW846-8260B	09/25/2012 16:55	09/26/2012 04:28	SS
100-41-4	Ethyl Benzene	ND		ug/L	0.057	0.50	1	EPA SW846-8260B	09/25/2012 16:55	09/26/2012 04:28	SS
87-68-3	Hexachlorobutadiene	ND		ug/L	0.12	0.50	1	EPA SW846-8260B	09/25/2012 16:55	09/26/2012 04:28	SS
98-82-8	Isopropylbenzene	ND		ug/L	0.056	0.50	1	EPA SW846-8260B	09/25/2012 16:55	09/26/2012 04:28	SS
1634-04-4	Methyl tert-butyl ether (MTBE)	ND		ug/L	0.48	0.50	1	EPA SW846-8260B	09/25/2012 16:55	09/26/2012 04:28	SS
75-09-2	Methylene chloride	1.6	J, B	ug/L	0.26	2.0	1	EPA SW846-8260B	09/25/2012 16:55	09/26/2012 04:28	SS
91-20-3	Naphthalene	ND		ug/L	0.090	2.0	1	EPA SW846-8260B	09/25/2012 16:55	09/26/2012 04:28	SS
104-51-8	n-Butylbenzene	ND		ug/L	0.083	0.50	1	EPA SW846-8260B	09/25/2012 16:55	09/26/2012 04:28	SS
103-65-1	n-Propylbenzene	ND		ug/L	0.068	0.50	1	EPA SW846-8260B	09/25/2012 16:55	09/26/2012 04:28	SS
95-47-6	o-Xylene	ND		ug/L	0.050	0.50	1	EPA SW846-8260B	09/25/2012 16:55	09/26/2012 04:28	SS
1330-20-7P/M	p- & m- Xylenes	ND		ug/L	0.090	1.0	1	EPA SW846-8260B	09/25/2012 16:55	09/26/2012 04:28	SS
99-87-6	p-Isopropyltoluene	ND		ug/L	0.044	0.50	1	EPA SW846-8260B	09/25/2012 16:55	09/26/2012 04:28	SS
135-98-8	sec-Butylbenzene	ND		ug/L	0.050	0.50	1	EPA SW846-8260B	09/25/2012 16:55	09/26/2012 04:28	SS

Sample Information

Client Sample ID: WQ091812:1245NP2-7

York Sample ID: 1210740-02

York Project (SDG) No.
1210740

Client Project ID
Rowe Industries

Matrix
Water

Collection Date/Time
September 18, 2012 12:45 pm

Date Received
09/21/2012

Volatile Organics, 8260 List - Low Level

Log-in Notes:

Sample Notes:

Sample Prepared by Method: EPA 5030B

CAS No.	Parameter	Result	Flag	Units	MDL	RL	Dilution	Reference Method	Date/Time Prepared	Date/Time Analyzed	Analyst
100-42-5	Styrene	ND		ug/L	0.043	0.50	1	EPA SW846-8260B	09/25/2012 16:55	09/26/2012 04:28	SS
98-06-6	tert-Butylbenzene	ND		ug/L	0.050	0.50	1	EPA SW846-8260B	09/25/2012 16:55	09/26/2012 04:28	SS
127-18-4	Tetrachloroethylene	ND		ug/L	0.070	0.50	1	EPA SW846-8260B	09/25/2012 16:55	09/26/2012 04:28	SS
108-88-3	Toluene	ND		ug/L	0.042	0.50	1	EPA SW846-8260B	09/25/2012 16:55	09/26/2012 04:28	SS
156-60-5	trans-1,2-Dichloroethylene	ND		ug/L	0.085	0.50	1	EPA SW846-8260B	09/25/2012 16:55	09/26/2012 04:28	SS
10061-02-6	trans-1,3-Dichloropropylene	ND		ug/L	0.060	0.50	1	EPA SW846-8260B	09/25/2012 16:55	09/26/2012 04:28	SS
79-01-6	Trichloroethylene	ND		ug/L	0.071	0.50	1	EPA SW846-8260B	09/25/2012 16:55	09/26/2012 04:28	SS
75-69-4	Trichlorofluoromethane	ND		ug/L	0.094	0.50	1	EPA SW846-8260B	09/25/2012 16:55	09/26/2012 04:28	SS
75-01-4	Vinyl Chloride	ND		ug/L	0.062	0.50	1	EPA SW846-8260B	09/25/2012 16:55	09/26/2012 04:28	SS
1330-20-7	Xylenes, Total	ND		ug/L	0.12	1.5	1	EPA SW846-8260B	09/25/2012 16:55	09/26/2012 04:28	SS

Surrogate Recoveries

Result

Acceptance Range

17060-07-0	Surrogate: 1,2-Dichloroethane-d4	103 %	72.6-129
460-00-4	Surrogate: p-Bromofluorobenzene	93.7 %	63.5-145
2037-26-5	Surrogate: Toluene-d8	101 %	81.2-127

Iron, Dissolved by EPA 6010

Log-in Notes:

Sample Notes:

Sample Prepared by Method: EPA 3010A

CAS No.	Parameter	Result	Flag	Units	MDL	RL	Dilution	Reference Method	Date/Time Prepared	Date/Time Analyzed	Analyst
7439-89-6	Iron	0.0687		mg/L	0.0100	0.0100	1	EPA SW846-6010B	09/25/2012 09:28	09/25/2012 12:53	MW

Iron by EPA 200.7

Log-in Notes:

Sample Notes:

Sample Prepared by Method: EPA 3010A

CAS No.	Parameter	Result	Flag	Units	MDL	RL	Dilution	Reference Method	Date/Time Prepared	Date/Time Analyzed	Analyst
7439-89-6	Iron	0.198		mg/L	0.0100	0.0100	1	EPA 200.7	09/25/2012 09:28	09/25/2012 12:58	MW

Sample Information

Client Sample ID: WQ091812:1250NP2-10

York Sample ID: 1210742-01

York Project (SDG) No.
1210742

Client Project ID
Rowe Industries

Matrix
Water

Collection Date/Time
September 18, 2012 12:50 pm

Date Received
09/21/2012

Volatile Organics, 8260 List - Low Level

Log-in Notes:

Sample Notes:

Sample Prepared by Method: EPA 5030B

CAS No.	Parameter	Result	Flag	Units	MDL	RL	Dilution	Reference Method	Date/Time Prepared	Date/Time Analyzed	Analyst
630-20-6	1,1,1,2-Tetrachloroethane	ND		ug/L	0.071	0.50	1	EPA SW846-8260B	09/25/2012 16:55	09/26/2012 05:02	SS
71-55-6	1,1,1-Trichloroethane	ND		ug/L	0.024	0.50	1	EPA SW846-8260B	09/25/2012 16:55	09/26/2012 05:02	SS
79-34-5	1,1,2,2-Tetrachloroethane	ND		ug/L	0.17	0.50	1	EPA SW846-8260B	09/25/2012 16:55	09/26/2012 05:02	SS
76-13-1	1,1,2-Trichloro-1,2,2-trifluoroethane (Freon 113)	ND		ug/L	0.074	0.50	1	EPA SW846-8260B	09/25/2012 16:55	09/26/2012 05:02	SS

Sample Information

Client Sample ID: WQ091812:1250NP2-10

York Sample ID: 1210742-01

York Project (SDG) No.
1210742

Client Project ID
Rowe Industries

Matrix
Water

Collection Date/Time
September 18, 2012 12:50 pm

Date Received
09/21/2012

Volatile Organics, 8260 List - Low Level

Log-in Notes:

Sample Notes:

Sample Prepared by Method: EPA 5030B

CAS No.	Parameter	Result	Flag	Units	MDL	RL	Dilution	Reference Method	Date/Time Prepared	Date/Time Analyzed	Analyst
79-00-5	1,1,2-Trichloroethane	ND		ug/L	0.070	0.50	1	EPA SW846-8260B	09/25/2012 16:55	09/26/2012 05:02	SS
75-34-3	1,1-Dichloroethane	ND		ug/L	0.044	0.50	1	EPA SW846-8260B	09/25/2012 16:55	09/26/2012 05:02	SS
75-35-4	1,1-Dichloroethylene	ND		ug/L	0.044	0.50	1	EPA SW846-8260B	09/25/2012 16:55	09/26/2012 05:02	SS
563-58-6	1,1-Dichloropropylene	ND		ug/L	0.11	0.50	1	EPA SW846-8260B	09/25/2012 16:55	09/26/2012 05:02	SS
87-61-6	1,2,3-Trichlorobenzene	ND		ug/L	0.12	2.0	1	EPA SW846-8260B	09/25/2012 16:55	09/26/2012 05:02	SS
96-18-4	1,2,3-Trichloropropane	ND		ug/L	0.17	0.50	1	EPA SW846-8260B	09/25/2012 16:55	09/26/2012 05:02	SS
120-82-1	1,2,4-Trichlorobenzene	ND		ug/L	0.11	2.0	1	EPA SW846-8260B	09/25/2012 16:55	09/26/2012 05:02	SS
95-63-6	1,2,4-Trimethylbenzene	ND		ug/L	0.068	0.50	1	EPA SW846-8260B	09/25/2012 16:55	09/26/2012 05:02	SS
96-12-8	1,2-Dibromo-3-chloropropane	ND		ug/L	0.46	2.0	1	EPA SW846-8260B	09/25/2012 16:55	09/26/2012 05:02	SS
106-93-4	1,2-Dibromoethane	ND		ug/L	0.15	0.50	1	EPA SW846-8260B	09/25/2012 16:55	09/26/2012 05:02	SS
95-50-1	1,2-Dichlorobenzene	ND		ug/L	0.071	0.50	1	EPA SW846-8260B	09/25/2012 16:55	09/26/2012 05:02	SS
107-06-2	1,2-Dichloroethane	ND		ug/L	0.12	0.50	1	EPA SW846-8260B	09/25/2012 16:55	09/26/2012 05:02	SS
78-87-5	1,2-Dichloropropane	ND		ug/L	0.051	0.50	1	EPA SW846-8260B	09/25/2012 16:55	09/26/2012 05:02	SS
108-67-8	1,3,5-Trimethylbenzene	ND		ug/L	0.059	0.50	1	EPA SW846-8260B	09/25/2012 16:55	09/26/2012 05:02	SS
541-73-1	1,3-Dichlorobenzene	ND		ug/L	0.048	0.50	1	EPA SW846-8260B	09/25/2012 16:55	09/26/2012 05:02	SS
142-28-9	1,3-Dichloropropane	ND		ug/L	0.12	0.50	1	EPA SW846-8260B	09/25/2012 16:55	09/26/2012 05:02	SS
106-46-7	1,4-Dichlorobenzene	ND		ug/L	0.048	0.50	1	EPA SW846-8260B	09/25/2012 16:55	09/26/2012 05:02	SS
594-20-7	2,2-Dichloropropane	ND		ug/L	0.096	0.50	1	EPA SW846-8260B	09/25/2012 16:55	09/26/2012 05:02	SS
95-49-8	2-Chlorotoluene	ND		ug/L	0.084	0.50	1	EPA SW846-8260B	09/25/2012 16:55	09/26/2012 05:02	SS
591-78-6	2-Hexanone	ND		ug/L	0.24	0.50	1	EPA SW846-8260B	09/25/2012 16:55	09/26/2012 05:02	SS
106-43-4	4-Chlorotoluene	ND		ug/L	0.072	0.50	1	EPA SW846-8260B	09/25/2012 16:55	09/26/2012 05:02	SS
67-64-1	Acetone	ND		ug/L	0.90	2.0	1	EPA SW846-8260B	09/25/2012 16:55	09/26/2012 05:02	SS
71-43-2	Benzene	ND		ug/L	0.044	0.50	1	EPA SW846-8260B	09/25/2012 16:55	09/26/2012 05:02	SS
108-86-1	Bromobenzene	ND		ug/L	0.081	0.50	1	EPA SW846-8260B	09/25/2012 16:55	09/26/2012 05:02	SS
74-97-5	Bromochloromethane	ND		ug/L	0.10	0.50	1	EPA SW846-8260B	09/25/2012 16:55	09/26/2012 05:02	SS
75-27-4	Bromodichloromethane	ND		ug/L	0.054	0.50	1	EPA SW846-8260B	09/25/2012 16:55	09/26/2012 05:02	SS
75-25-2	Bromoform	ND		ug/L	0.079	0.50	1	EPA SW846-8260B	09/25/2012 16:55	09/26/2012 05:02	SS
74-83-9	Bromomethane	ND		ug/L	0.20	0.50	1	EPA SW846-8260B	09/25/2012 16:55	09/26/2012 05:02	SS
56-23-5	Carbon tetrachloride	ND		ug/L	0.085	0.50	1	EPA SW846-8260B	09/25/2012 16:55	09/26/2012 05:02	SS
108-90-7	Chlorobenzene	ND		ug/L	0.063	0.50	1	EPA SW846-8260B	09/25/2012 16:55	09/26/2012 05:02	SS
75-00-3	Chloroethane	ND		ug/L	0.090	0.50	1	EPA SW846-8260B	09/25/2012 16:55	09/26/2012 05:02	SS
67-66-3	Chloroform	ND		ug/L	0.079	0.50	1	EPA SW846-8260B	09/25/2012 16:55	09/26/2012 05:02	SS
74-87-3	Chloromethane	ND		ug/L	0.076	0.50	1	EPA SW846-8260B	09/25/2012 16:55	09/26/2012 05:02	SS
156-59-2	cis-1,2-Dichloroethylene	ND		ug/L	0.069	0.50	1	EPA SW846-8260B	09/25/2012 16:55	09/26/2012 05:02	SS

Sample Information

Client Sample ID: WQ091812:1250NP2-10

York Sample ID: 1210742-01

York Project (SDG) No.
1210742

Client Project ID
Rowe Industries

Matrix
Water

Collection Date/Time
September 18, 2012 12:50 pm

Date Received
09/21/2012

Volatile Organics, 8260 List - Low Level

Log-in Notes:

Sample Notes:

Sample Prepared by Method: EPA 5030B

CAS No.	Parameter	Result	Flag	Units	MDL	RL	Dilution	Reference Method	Date/Time Prepared	Date/Time Analyzed	Analyst
10061-01-5	cis-1,3-Dichloropropylene	ND		ug/L	0.067	0.50	1	EPA SW846-8260B	09/25/2012 16:55	09/26/2012 05:02	SS
124-48-1	Dibromochloromethane	ND		ug/L	0.053	0.50	1	EPA SW846-8260B	09/25/2012 16:55	09/26/2012 05:02	SS
74-95-3	Dibromomethane	ND		ug/L	0.12	0.50	1	EPA SW846-8260B	09/25/2012 16:55	09/26/2012 05:02	SS
75-71-8	Dichlorodifluoromethane	ND		ug/L	0.092	0.50	1	EPA SW846-8260B	09/25/2012 16:55	09/26/2012 05:02	SS
100-41-4	Ethyl Benzene	ND		ug/L	0.057	0.50	1	EPA SW846-8260B	09/25/2012 16:55	09/26/2012 05:02	SS
87-68-3	Hexachlorobutadiene	ND		ug/L	0.12	0.50	1	EPA SW846-8260B	09/25/2012 16:55	09/26/2012 05:02	SS
98-82-8	Isopropylbenzene	ND		ug/L	0.056	0.50	1	EPA SW846-8260B	09/25/2012 16:55	09/26/2012 05:02	SS
1634-04-4	Methyl tert-butyl ether (MTBE)	ND		ug/L	0.48	0.50	1	EPA SW846-8260B	09/25/2012 16:55	09/26/2012 05:02	SS
75-09-2	Methylene chloride	1.6	J, B	ug/L	0.26	2.0	1	EPA SW846-8260B	09/25/2012 16:55	09/26/2012 05:02	SS
91-20-3	Naphthalene	ND		ug/L	0.090	2.0	1	EPA SW846-8260B	09/25/2012 16:55	09/26/2012 05:02	SS
104-51-8	n-Butylbenzene	ND		ug/L	0.083	0.50	1	EPA SW846-8260B	09/25/2012 16:55	09/26/2012 05:02	SS
103-65-1	n-Propylbenzene	ND		ug/L	0.068	0.50	1	EPA SW846-8260B	09/25/2012 16:55	09/26/2012 05:02	SS
95-47-6	o-Xylene	ND		ug/L	0.050	0.50	1	EPA SW846-8260B	09/25/2012 16:55	09/26/2012 05:02	SS
1330-20-7P/M	p- & m- Xylenes	ND		ug/L	0.090	1.0	1	EPA SW846-8260B	09/25/2012 16:55	09/26/2012 05:02	SS
99-87-6	p-Isopropyltoluene	ND		ug/L	0.044	0.50	1	EPA SW846-8260B	09/25/2012 16:55	09/26/2012 05:02	SS
135-98-8	sec-Butylbenzene	ND		ug/L	0.050	0.50	1	EPA SW846-8260B	09/25/2012 16:55	09/26/2012 05:02	SS
100-42-5	Styrene	ND		ug/L	0.043	0.50	1	EPA SW846-8260B	09/25/2012 16:55	09/26/2012 05:02	SS
98-06-6	tert-Butylbenzene	ND		ug/L	0.050	0.50	1	EPA SW846-8260B	09/25/2012 16:55	09/26/2012 05:02	SS
127-18-4	Tetrachloroethylene	ND		ug/L	0.070	0.50	1	EPA SW846-8260B	09/25/2012 16:55	09/26/2012 05:02	SS
108-88-3	Toluene	ND		ug/L	0.042	0.50	1	EPA SW846-8260B	09/25/2012 16:55	09/26/2012 05:02	SS
156-60-5	trans-1,2-Dichloroethylene	ND		ug/L	0.085	0.50	1	EPA SW846-8260B	09/25/2012 16:55	09/26/2012 05:02	SS
10061-02-6	trans-1,3-Dichloropropylene	ND		ug/L	0.060	0.50	1	EPA SW846-8260B	09/25/2012 16:55	09/26/2012 05:02	SS
79-01-6	Trichloroethylene	ND		ug/L	0.071	0.50	1	EPA SW846-8260B	09/25/2012 16:55	09/26/2012 05:02	SS
75-69-4	Trichlorofluoromethane	ND		ug/L	0.094	0.50	1	EPA SW846-8260B	09/25/2012 16:55	09/26/2012 05:02	SS
75-01-4	Vinyl Chloride	ND		ug/L	0.062	0.50	1	EPA SW846-8260B	09/25/2012 16:55	09/26/2012 05:02	SS
1330-20-7	Xylenes, Total	ND		ug/L	0.12	1.5	1	EPA SW846-8260B	09/25/2012 16:55	09/26/2012 05:02	SS
Surrogate Recoveries		Result	Acceptance Range								
17060-07-0	Surrogate: 1,2-Dichloroethane-d4	104 %	72.6-129								
460-00-4	Surrogate: p-Bromofluorobenzene	94.4 %	63.5-145								
2037-26-5	Surrogate: Toluene-d8	101 %	81.2-127								

Sample Information

Client Sample ID: WQ091812:1250NP2-10

York Sample ID: 1210742-01

York Project (SDG) No.
1210742

Client Project ID
Rowe Industries

Matrix
Water

Collection Date/Time
September 18, 2012 12:50 pm

Date Received
09/21/2012

Iron, Dissolved by EPA 6010

Log-in Notes:

Sample Notes:

Sample Prepared by Method: EPA 3010A

CAS No.	Parameter	Result	Flag	Units	MDL	RL	Dilution	Reference Method	Date/Time Prepared	Date/Time Analyzed	Analyst
7439-89-6	Iron	0.142		mg/L	0.0100	0.0100	1	EPA SW846-6010B	09/25/2012 09:28	09/25/2012 13:18	MW

Iron by EPA 200.7

Log-in Notes:

Sample Notes:

Sample Prepared by Method: EPA 3010A

CAS No.	Parameter	Result	Flag	Units	MDL	RL	Dilution	Reference Method	Date/Time Prepared	Date/Time Analyzed	Analyst
7439-89-6	Iron	0.411		mg/L	0.0100	0.0100	1	EPA 200.7	09/25/2012 09:28	09/25/2012 13:23	MW

Total Dissolved Solids

Log-in Notes:

Sample Notes:

Sample Prepared by Method: % Solids Prep

CAS No.	Parameter	Result	Flag	Units	MDL	RL	Dilution	Reference Method	Date/Time Prepared	Date/Time Analyzed	Analyst
	Total Dissolved Solids	91.0		mg/L	1.00	1.00	1	SM 2540C	09/25/2012 09:09	09/25/2012 09:09	ALD

Analytical Batch Summary

Batch ID: BI20909 **Preparation Method:** % Solids Prep **Prepared By:** ALD

YORK Sample ID	Client Sample ID	Preparation Date
12I0742-01	WQ091812:1250NP2-10	09/25/12
BI20909-BLK1	Blank	09/25/12

Batch ID: BI20938 **Preparation Method:** EPA 3010A **Prepared By:** MW

YORK Sample ID	Client Sample ID	Preparation Date
12I0740-01	WQ091812:1240NP2-6	09/25/12
12I0740-01	WQ091812:1240NP2-6	09/25/12
12I0740-02	WQ091812:1245NP2-7	09/25/12
12I0740-02	WQ091812:1245NP2-7	09/25/12
12I0742-01	WQ091812:1250NP2-10	09/25/12
12I0742-01	WQ091812:1250NP2-10	09/25/12
BI20938-BLK1	Blank	09/25/12
BI20938-BLK1	Blank	09/25/12
BI20938-SRM1	Reference	09/25/12
BI20938-SRM1	Reference	09/25/12

Batch ID: BI20979 **Preparation Method:** EPA 5030B **Prepared By:** AY

YORK Sample ID	Client Sample ID	Preparation Date
12I0740-01	WQ091812:1240NP2-6	09/25/12
12I0740-02	WQ091812:1245NP2-7	09/25/12
12I0742-01	WQ091812:1250NP2-10	09/25/12
BI20979-BLK1	Blank	09/26/12
BI20979-BS1	LCS	09/25/12
BI20979-BSD1	LCS Dup	09/25/12

Volatile Organic Compounds by EPA SW846-8260B - Quality Control Data

York Analytical Laboratories, Inc.

Analyte	Result	Reporting Limit	Units	Spike Level	Source* Result	%REC	%REC Limits	Flag	RPD	RPD Limit	Flag
---------	--------	--------------------	-------	----------------	-------------------	------	----------------	------	-----	--------------	------

Batch BI20979 - EPA 5030B

Blank (BI20979-BLK1)

Prepared & Analyzed: 09/26/2012

1,1,1,2-Tetrachloroethane	ND	0.50	ug/L								
1,1,1-Trichloroethane	ND	0.50	"								
1,1,2,2-Tetrachloroethane	ND	0.50	"								
1,1,2-Trichloro-1,2,2-trifluoroethane (Freon 113)	ND	0.50	"								
1,1,2-Trichloroethane	ND	0.50	"								
1,1-Dichloroethane	ND	0.50	"								
1,1-Dichloroethylene	ND	0.50	"								
1,1-Dichloropropylene	ND	0.50	"								
1,2,3-Trichlorobenzene	ND	2.0	"								
1,2,3-Trichloropropane	ND	0.50	"								
1,2,4-Trichlorobenzene	ND	2.0	"								
1,2,4-Trimethylbenzene	ND	0.50	"								
1,2-Dibromo-3-chloropropane	ND	2.0	"								
1,2-Dibromoethane	ND	0.50	"								
1,2-Dichlorobenzene	ND	0.50	"								
1,2-Dichloroethane	ND	0.50	"								
1,2-Dichloropropane	ND	0.50	"								
1,3,5-Trimethylbenzene	ND	0.50	"								
1,3-Dichlorobenzene	ND	0.50	"								
1,3-Dichloropropane	ND	0.50	"								
1,4-Dichlorobenzene	ND	0.50	"								
2,2-Dichloropropane	ND	0.50	"								
2-Chlorotoluene	ND	0.50	"								
2-Hexanone	ND	0.50	"								
4-Chlorotoluene	ND	0.50	"								
Acetone	2.0	2.0	"								
Benzene	ND	0.50	"								
Bromobenzene	ND	0.50	"								
Bromochloromethane	ND	0.50	"								
Bromodichloromethane	ND	0.50	"								
Bromoform	ND	0.50	"								
Bromomethane	ND	0.50	"								
Carbon tetrachloride	ND	0.50	"								
Chlorobenzene	ND	0.50	"								
Chloroethane	ND	0.50	"								
Chloroform	ND	0.50	"								
Chloromethane	ND	0.50	"								
cis-1,2-Dichloroethylene	ND	0.50	"								
cis-1,3-Dichloropropylene	ND	0.50	"								
Dibromochloromethane	ND	0.50	"								
Dibromomethane	ND	0.50	"								
Dichlorodifluoromethane	ND	0.50	"								
Ethyl Benzene	ND	0.50	"								
Hexachlorobutadiene	ND	0.50	"								
Isopropylbenzene	ND	0.50	"								
Methyl tert-butyl ether (MTBE)	ND	0.50	"								
Methylene chloride	1.5	2.0	"								
Naphthalene	0.54	2.0	"								
n-Butylbenzene	ND	0.50	"								
n-Propylbenzene	ND	0.50	"								
o-Xylene	ND	0.50	"								
p- & m- Xylenes	ND	1.0	"								
p-Isopropyltoluene	ND	0.50	"								
sec-Butylbenzene	ND	0.50	"								

Volatile Organic Compounds by EPA SW846-8260B - Quality Control Data

York Analytical Laboratories, Inc.

Analyte	Result	Reporting Limit	Units	Spike Level	Source* Result	%REC	%REC Limits	Flag	RPD	RPD Limit	Flag
---------	--------	--------------------	-------	----------------	-------------------	------	----------------	------	-----	--------------	------

Batch BI20979 - EPA 5030B

Blank (BI20979-BLK1)

Prepared & Analyzed: 09/26/2012

Styrene	ND	0.50	ug/L							
tert-Butylbenzene	ND	0.50	"							
Tetrachloroethylene	ND	0.50	"							
Toluene	ND	0.50	"							
trans-1,2-Dichloroethylene	ND	0.50	"							
trans-1,3-Dichloropropylene	ND	0.50	"							
Trichloroethylene	ND	0.50	"							
Trichlorofluoromethane	ND	0.50	"							
Vinyl Chloride	ND	0.50	"							
Xylenes, Total	ND	1.5	"							

<i>Surrogate: 1,2-Dichloroethane-d4</i>	9.49		"	10.0		94.9	72.6-129			
<i>Surrogate: p-Bromofluorobenzene</i>	9.48		"	10.0		94.8	63.5-145			
<i>Surrogate: Toluene-d8</i>	10.1		"	10.0		101	81.2-127			

LCS (BI20979-BS1)

Prepared & Analyzed: 09/25/2012

1,1,1,2-Tetrachloroethane	10.4		ug/L	10.0		104	82.3-130			
1,1,1-Trichloroethane	10.4		"	10.0		104	75.6-137			
1,1,2,2-Tetrachloroethane	9.96		"	10.0		99.6	71.3-131			
1,1,2-Trichloro-1,2,2-trifluoroethane (Freon 113)	10.3		"	10.0		103	71.1-129			
1,1,2-Trichloroethane	9.92		"	10.0		99.2	74.5-129			
1,1-Dichloroethane	10.8		"	10.0		108	79.6-132			
1,1-Dichloroethylene	11.0		"	10.0		110	80.2-146			
1,1-Dichloropropylene	10.3		"	10.0		103	75-136			
1,2,3-Trichlorobenzene	9.87		"	10.0		98.7	66.1-136			
1,2,3-Trichloropropane	9.64		"	10.0		96.4	63-131			
1,2,4-Trichlorobenzene	9.58		"	10.0		95.8	70.6-136			
1,2,4-Trimethylbenzene	10.1		"	10.0		101	75.3-135			
1,2-Dibromo-3-chloropropane	10.1		"	10.0		101	58.9-140			
1,2-Dibromoethane	10.3		"	10.0		103	79-130			
1,2-Dichlorobenzene	9.77		"	10.0		97.7	76.1-122			
1,2-Dichloroethane	10.5		"	10.0		105	74.6-132			
1,2-Dichloropropane	9.88		"	10.0		98.8	76.9-129			
1,3,5-Trimethylbenzene	9.72		"	10.0		97.2	70.6-127			
1,3-Dichlorobenzene	9.43		"	10.0		94.3	77-124			
1,3-Dichloropropane	10.0		"	10.0		100	75.8-126			
1,4-Dichlorobenzene	9.53		"	10.0		95.3	76.6-125			
2,2-Dichloropropane	9.07		"	10.0		90.7	69-133			
2-Chlorotoluene	9.33		"	10.0		93.3	66.3-119			
2-Hexanone	9.74		"	10.0		97.4	70-130			
4-Chlorotoluene	9.58		"	10.0		95.8	69.2-127			
Acetone	10.0		"	10.0		100	70-130			
Benzene	10.3		"	10.0		103	76.2-129			
Bromobenzene	9.44		"	10.0		94.4	71.3-123			
Bromochloromethane	10.1		"	10.0		101	70.8-137			
Bromodichloromethane	10.3		"	10.0		103	79.7-134			
Bromoform	10.3		"	10.0		103	70.5-141			
Bromomethane	10.8		"	10.0		108	43.9-147			
Carbon tetrachloride	10.6		"	10.0		106	78.1-138			
Chlorobenzene	10.2		"	10.0		102	80.4-125			
Chloroethane	10.1		"	10.0		101	55.8-140			
Chloroform	10.2		"	10.0		102	76.6-133			
Chloromethane	9.24		"	10.0		92.4	48.8-115			
cis-1,2-Dichloroethylene	10.4		"	10.0		104	75.1-128			
cis-1,3-Dichloropropylene	9.95		"	10.0		99.5	74.5-128			

Volatile Organic Compounds by EPA SW846-8260B - Quality Control Data

York Analytical Laboratories, Inc.

Analyte	Result	Reporting Limit	Units	Spike Level	Source* Result	%REC Limits	Flag	RPD	RPD Limit	Flag
Batch BI20979 - EPA 5030B										
LCS (BI20979-BS1)										
Prepared & Analyzed: 09/25/2012										
Dibromochloromethane	10.4		ug/L	10.0		104			79.8-134	
Dibromomethane	10.5		"	10.0		105			79-130	
Dichlorodifluoromethane	8.20		"	10.0		82.0			47.1-101	
Ethyl Benzene	10.4		"	10.0		104			80.8-128	
Hexachlorobutadiene	9.42		"	10.0		94.2			64.8-128	
Isopropylbenzene	10.6		"	10.0		106			75.5-135	
Methyl tert-butyl ether (MTBE)	10.8		"	10.0		108			65.1-140	
Methylene chloride	8.98		"	10.0		89.8			61.3-120	
Naphthalene	10.2		"	10.0		102			62.3-148	
n-Butylbenzene	9.96		"	10.0		99.6			67.2-123	
n-Propylbenzene	9.36		"	10.0		93.6			70.5-127	
o-Xylene	9.68		"	10.0		96.8			75.9-122	
p- & m- Xylenes	20.7		"	20.0		104			77.7-127	
p-Isopropyltoluene	10.1		"	10.0		101			75.6-129	
sec-Butylbenzene	9.75		"	10.0		97.5			71.5-125	
Styrene	10.4		"	10.0		104			77.8-123	
tert-Butylbenzene	11.1		"	10.0		111			75.9-151	
Tetrachloroethylene	9.95		"	10.0		99.5			63.6-167	
Toluene	9.98		"	10.0		99.8			77-123	
trans-1,2-Dichloroethylene	10.4		"	10.0		104			76.3-139	
trans-1,3-Dichloropropylene	9.91		"	10.0		99.1			72.5-137	
Trichloroethylene	10.0		"	10.0		100			77.9-130	
Trichlorofluoromethane	10.0		"	10.0		100			57.4-133	
Vinyl Chloride	9.92		"	10.0		99.2			54.9-124	
<i>Surrogate: 1,2-Dichloroethane-d4</i>	<i>9.92</i>		<i>"</i>	<i>10.0</i>		<i>99.2</i>			<i>72.6-129</i>	
<i>Surrogate: p-Bromofluorobenzene</i>	<i>9.90</i>		<i>"</i>	<i>10.0</i>		<i>99.0</i>			<i>63.5-145</i>	
<i>Surrogate: Toluene-d8</i>	<i>9.91</i>		<i>"</i>	<i>10.0</i>		<i>99.1</i>			<i>81.2-127</i>	

Volatile Organic Compounds by EPA SW846-8260B - Quality Control Data

York Analytical Laboratories, Inc.

Analyte	Result	Reporting	Units	Spike	Source*	%REC	%REC	Flag	RPD	
		Limit			Result				Limits	RPD
Batch BI20979 - EPA 5030B										
LCS Dup (BI20979-BSD1)										
Prepared & Analyzed: 09/25/2012										
1,1,1,2-Tetrachloroethane	10.9		ug/L	10.0		109	82.3-130		4.61	21.1
1,1,1-Trichloroethane	10.5		"	10.0		105	75.6-137		1.82	19.7
1,1,2,2-Tetrachloroethane	10.2		"	10.0		102	71.3-131		2.28	20.8
1,1,2-Trichloro-1,2,2-trifluoroethane (Freon 113)	10.3		"	10.0		103	71.1-129		0.583	21.7
1,1,2-Trichloroethane	10.3		"	10.0		103	74.5-129		4.15	20.3
1,1-Dichloroethane	10.9		"	10.0		109	79.6-132		1.75	20.6
1,1-Dichloroethylene	11.3		"	10.0		113	80.2-146		2.61	20
1,1-Dichloropropylene	10.3		"	10.0		103	75-136		0.00	19.3
1,2,3-Trichlorobenzene	10.4		"	10.0		104	66.1-136		5.04	21.6
1,2,3-Trichloropropane	9.97		"	10.0		99.7	63-131		3.37	23.9
1,2,4-Trichlorobenzene	9.81		"	10.0		98.1	70.6-136		2.37	21.7
1,2,4-Trimethylbenzene	10.8		"	10.0		108	75.3-135		6.32	18.8
1,2-Dibromo-3-chloropropane	10.2		"	10.0		102	58.9-140		1.18	27.7
1,2-Dibromoethane	10.7		"	10.0		107	79-130		3.92	23
1,2-Dichlorobenzene	10.2		"	10.0		102	76.1-122		4.31	19.8
1,2-Dichloroethane	10.7		"	10.0		107	74.6-132		2.36	20.2
1,2-Dichloropropane	10.5		"	10.0		105	76.9-129		6.27	20.7
1,3,5-Trimethylbenzene	10.2		"	10.0		102	70.6-127		4.82	18.9
1,3-Dichlorobenzene	9.91		"	10.0		99.1	77-124		4.96	19.2
1,3-Dichloropropane	10.4		"	10.0		104	75.8-126		3.54	22.1
1,4-Dichlorobenzene	10.0		"	10.0		100	76.6-125		4.91	18.6
2,2-Dichloropropane	9.26		"	10.0		92.6	69-133		2.07	19.8
2-Chlorotoluene	10.0		"	10.0		100	66.3-119		6.93	21.6
2-Hexanone	10.0		"	10.0		100	70-130		2.63	30
4-Chlorotoluene	9.75		"	10.0		97.5	69.2-127		1.76	19
Acetone	9.27		"	10.0		92.7	70-130		7.88	30
Benzene	10.7		"	10.0		107	76.2-129		3.62	19
Bromobenzene	10.2		"	10.0		102	71.3-123		7.45	20.3
Bromochloromethane	10.1		"	10.0		101	70.8-137		0.494	23.9
Bromodichloromethane	10.8		"	10.0		108	79.7-134		4.84	21
Bromoform	10.7		"	10.0		107	70.5-141		4.19	21.8
Bromomethane	10.8		"	10.0		108	43.9-147		0.463	28.4
Carbon tetrachloride	10.8		"	10.0		108	78.1-138		1.95	20.1
Chlorobenzene	10.8		"	10.0		108	80.4-125		6.00	19.9
Chloroethane	10.4		"	10.0		104	55.8-140		3.41	23.3
Chloroform	10.4		"	10.0		104	76.6-133		2.72	20.3
Chloromethane	9.45		"	10.0		94.5	48.8-115		2.25	24.5
cis-1,2-Dichloroethylene	10.5		"	10.0		105	75.1-128		1.15	20.5
cis-1,3-Dichloropropylene	10.6		"	10.0		106	74.5-128		6.04	19.9
Dibromochloromethane	11.0		"	10.0		110	79.8-134		6.36	21.3
Dibromomethane	11.1		"	10.0		111	79-130		5.84	22.4
Dichlorodifluoromethane	8.31		"	10.0		83.1	47.1-101		1.33	23.9
Ethyl Benzene	10.9		"	10.0		109	80.8-128		4.13	19.2
Hexachlorobutadiene	10.0		"	10.0		100	64.8-128		5.97	20.6
Isopropylbenzene	11.4		"	10.0		114	75.5-135		7.02	20
Methyl tert-butyl ether (MTBE)	10.8		"	10.0		108	65.1-140		0.277	23.6
Methylene chloride	9.16		"	10.0		91.6	61.3-120		1.98	20.4
Naphthalene	10.4		"	10.0		104	62.3-148		2.04	27.1
n-Butylbenzene	10.4		"	10.0		104	67.2-123		3.84	19.1
n-Propylbenzene	9.95		"	10.0		99.5	70.5-127		6.11	23.4
o-Xylene	10.3		"	10.0		103	75.9-122		6.50	19.3
p- & m- Xylenes	21.8		"	20.0		109	77.7-127		5.22	18.6
p-Isopropyltoluene	10.5		"	10.0		105	75.6-129		3.87	19.1
sec-Butylbenzene	10.4		"	10.0		104	71.5-125		6.07	18.9

Volatile Organic Compounds by EPA SW846-8260B - Quality Control Data

York Analytical Laboratories, Inc.

Analyte	Result	Reporting Limit	Units	Spike Level	Source* Result	%REC %REC	%REC Limits	Flag	RPD	RPD Limit	Flag
---------	--------	--------------------	-------	----------------	-------------------	--------------	----------------	------	-----	--------------	------

Batch BI20979 - EPA 5030B

LCS Dup (BI20979-BSD1)

Prepared & Analyzed: 09/25/2012

Styrene	10.6		ug/L	10.0		106	77.8-123		2.76	20.9	
tert-Butylbenzene	11.9		"	10.0		119	75.9-151		7.11	20.9	
Tetrachloroethylene	10.6		"	10.0		106	63.6-167		6.80	27.7	
Toluene	10.9		"	10.0		109	77-123		8.54	18.7	
trans-1,2-Dichloroethylene	10.7		"	10.0		107	76.3-139		3.32	19.5	
trans-1,3-Dichloropropylene	10.4		"	10.0		104	72.5-137		4.54	19.3	
Trichloroethylene	10.8		"	10.0		108	77.9-130		7.19	20.5	
Trichlorofluoromethane	10.2		"	10.0		102	57.4-133		1.68	21.4	
Vinyl Chloride	10.1		"	10.0		101	54.9-124		1.40	22.3	
<i>Surrogate: 1,2-Dichloroethane-d4</i>	<i>9.84</i>		<i>"</i>	<i>10.0</i>		<i>98.4</i>	<i>72.6-129</i>				
<i>Surrogate: p-Bromofluorobenzene</i>	<i>9.82</i>		<i>"</i>	<i>10.0</i>		<i>98.2</i>	<i>63.5-145</i>				
<i>Surrogate: Toluene-d8</i>	<i>9.95</i>		<i>"</i>	<i>10.0</i>		<i>99.5</i>	<i>81.2-127</i>				

Metals by EPA 6000 Series Methods - Quality Control Data

York Analytical Laboratories, Inc.

Analyte	Result	Reporting Limit	Units	Spike Level	Source* Result	%REC Limits	Flag	RPD	RPD Limit	Flag
Batch BI20938 - EPA 3010A										
Blank (BI20938-BLK1)							Prepared & Analyzed: 09/25/2012			
Iron - Dissolved	ND	0.0100	mg/L							
Reference (BI20938-SRM1)							Prepared & Analyzed: 09/25/2012			
Iron - Dissolved	0.273	0.0100	mg/L	0.274		99.5		86.9-115		

Metals by EPA 200 Series Methods - Quality Control Data

York Analytical Laboratories, Inc.

Analyte	Result	Reporting Limit	Units	Spike Level	Source* Result	%REC Limits	Flag	RPD	RPD Limit	Flag
Batch BI20938 - EPA 3010A										
Blank (BI20938-BLK1)							Prepared & Analyzed: 09/25/2012			
Iron	ND	0.0100	mg/L							
Reference (BI20938-SRM1)							Prepared & Analyzed: 09/25/2012			
Iron	0.273	0.0100	mg/L	0.274		99.5		86.9-115		

Miscellaneous Physical/Conventional Chemistry Parameters - Quality Control Data

York Analytical Laboratories, Inc.

Analyte	Result	Reporting Limit	Units	Spike Level	Source* Result	%REC	%REC Limits	Flag	RPD	RPD Limit	Flag
---------	--------	--------------------	-------	----------------	-------------------	------	----------------	------	-----	--------------	------

Batch BI20909 - % Solids Prep

Blank (BI20909-BLK1)

Prepared & Analyzed: 09/25/2012

Total Dissolved Solids	ND	1.00	mg/L								
------------------------	----	------	------	--	--	--	--	--	--	--	--

Notes and Definitions

J	Detected below the Reporting Limit but greater than or equal to the Method Detection Limit (MDL); therefore, the result is an estimated concentration.
B	Analyte is found in the associated analysis batch blank. For volatiles, methylene chloride and acetone are common lab contaminants. Data users should consider anything <10x the blank value as artifact.
ND	Analyte NOT DETECTED at the stated Reporting Limit (RL) or above.
RL	REPORTING LIMIT - the minimum reportable value based upon the lowest point in the analyte calibration curve.
MDL	METHOD DETECTION LIMIT - the minimum concentration that can be measured and reported with a 99% confidence that the concentration is greater than zero. If requested or required, a value reported below the RL and above the MDL is considered estimated and is noted with a "J" flag.
NR	Not reported
RPD	Relative Percent Difference
Wet	The data has been reported on an as-received (wet weight) basis
Low Bias	Low Bias flag indicates that the recovery of the flagged analyte is below the laboratory or regulatory lower control limit. The data user should take note that this analyte may be biased low but should evaluate multiple lines of evidence including the LCS and site-specific MS/MSD data to draw bias conclusions. In cases where no site-specific MS/MSD was requested, only the LCS data can be used to evaluate such bias.
High Bias	High Bias flag indicates that the recovery of the flagged analyte is above the laboratory or regulatory upper control limit. The data user should take note that this analyte may be biased high but should evaluate multiple lines of evidence including the LCS and site-specific MS/MSD data to draw bias conclusions. In cases where no site-specific MS/MSD was requested, only the LCS data can be used to evaluate such bias.
Non-Dir.	Non-dir. flag (Non-Directional Bias) indicates that the Relative Percent Difference (RPD) (a measure of precision) among the MS and MSD data is outside the laboratory or regulatory control limit. This alerts the data user where the MS and MSD are from site-specific samples that the RPD is high due to either non-homogeneous distribution of target analyte between the MS/MSD or indicates poor reproducibility for other reasons.

If EPA SW-846 method 8270 is included herein it is noted that the target compound N-nitrosodiphenylamine (NDPA) decomposes in the gas chromatographic inlet and cannot be separated from diphenylamine (DPA). These results could actually represent 100% DPA, 100% NDPA or some combination of the two. For this reason, York reports the combined result for n-nitrosodiphenylamine and diphenylamine for either of these compounds as a combined concentration as Diphenylamine.

YORK

ANALYTICAL LABORATORIES, INC.
120 RESEARCH DR. STRATFORD, CT 06615
(203) 325-1371 FAX (203) 357-0166

Field Chain-of-Custody Record


NOTE: York's Std. Terms & Conditions are listed on the back side of this document. This document serves as your written authorization to York to proceed with the analyses requested and your signature binds you to York's Std. Terms & Conditions.

York Project No. 1210740

Page 1 of 1

YOUR Information Company: <u>LBG</u> Address: <u>4 Research Dr Suite 301</u> <u>Shelton, CT 06484</u> Phone No: <u>203-929-8555</u> Contact Person: <u>Tunde Sander</u> E-Mail Address: <u>TSander@lbgct.com</u>		Report To: Company: <u>Same</u> Address: _____ Phone No: _____ Attention: _____ E-Mail Address: _____		Invoice To: Company: <u>Same</u> Address: _____ Phone No: _____ Attention: _____ E-Mail Address: _____		YOUR Project ID <u>Rawe Industries</u> Purchase Order No. <u>NABSA6</u>		Turn-Around Time RUSH - Same Day <input type="checkbox"/> RUSH - Next Day <input type="checkbox"/> RUSH - Two Day <input type="checkbox"/> RUSH - Three Day <input type="checkbox"/> RUSH - Four Day <input type="checkbox"/> Standard (5-7 Days) <input checked="" type="checkbox"/>		Report Type Summary Report <input checked="" type="checkbox"/> <u>pdf</u> Summary w/ QA Summary <input checked="" type="checkbox"/> <u>pdf</u> CT RCP Package <input type="checkbox"/> CT RCP DQ/DUE Pkg <input type="checkbox"/> NY ASP A Package <input type="checkbox"/> NY ASP B Package <input type="checkbox"/> <u>NO ONLY</u> NI DEP Red. Deliv. <input type="checkbox"/> Electronic Data Deliverables (EDD) <input type="checkbox"/> Simple Excel <input checked="" type="checkbox"/> <u>X</u> NY SDEC EQUS <input type="checkbox"/> EQUS (std) <input type="checkbox"/> EZ-EDD (EQUS) <input type="checkbox"/> NI DEP SRP HazSite EDD <input type="checkbox"/> GIS/KEY (std) <input type="checkbox"/> Other _____ York Regulatory Comparison <input type="checkbox"/> Excel Spreadsheet <input type="checkbox"/> Compare to the following Regs. (please fill in): _____	
Matrix Codes S - soil Other - specify (oil, etc.) WW - wastewater GW - groundwater DW - drinking water Air-A - ambient air Air-SV - soil vapor		Volatiles 8250 full 624 STARS list MTBE TCL list TAGM list CT RCP list Aroam. only Halog. only App. IX list 8021B list		Metals RCRA8 PE 13 list TAL CT 15 list TAGM list NI DEP list Total Dissolved SLP or TCLP Air VPH Air TICs Methane Helium		Full Lists Pri. Poll. TCL Organs TAL MecCN Full TCLP Full App IX Part 360-Residue Part 360-Residue Part 360-Residue Part 360-Residue Part 360-Residue NY SDEC TAGM Silica		Misc. Org. TPH GRO TPH DRO CT BTPH NY 310-13 TPH 1664 Air TO14A Air TO15 Air STARS Air VPH Air TICs Methane Helium		Misc. Corrosivity Reactivity Ignitability Flash Point Sewe Anal. Hexachlorobiphenyls TOX BTU/Btu Asbestos TOC Silica	
Choose Analyses Needed from the Menu Above and Enter Below Fe by EPA 200.7 Fe, Dissolved by EPA 80.0 (SW 846-6008) / VOLs, 8260 List (EPA SW 846-8260) plus from 13 Fe by EPA 200.7 Fe, Dissolved by EPA 80.0 (SW 846-6008) / VOLs, 8260 List (EPA SW 846-8260) plus from 13 / TO5 (SH 2540c)											
Sample Identification W2091812-1240NP2-6 W2091812-1245NP2-7 W2091812-1250NP2-10		Date Sampled 9/15/12 1245 1750		Sample Matrix GW GW GW		Preservation 4°C _____ Frozen _____ HCl _____ MeOH _____ Ascorbic Acid _____ HNO ₃ _____ H ₂ SO ₄ _____ NaOH _____ Other _____		Container Description(s) 2V ZP 2V ZP 2V 3P		Temperature on Receipt 3.2 °C	
Comments Samples Relinquished By: <u>Emil Adams</u> Date/Time: <u>9/21/12 10:35</u> Samples Relinquished By: _____ Date/Time: _____ Samples Received By: <u>[Signature]</u> Date/Time: <u>9/21/12-16:30</u> Samples Received in LAB by: _____ Date/Time: _____											

Print Clearly and Legibly. All Information must be complete. Samples will NOT be logged in and the turn-around time clock will not begin until any questions by York are resolved.

Samples Collected/Authorized By (Signature)

 Name (printed)
Stephen Hunt

YORK

ANALYTICAL LABORATORIES, INC.
 120 RESEARCH DR. STRATFORD, CT 06615
 (203) 325-1371 FAX (203) 357-0166

Field Chain-of-Custody Record

Page 1 of 1

York Project No. 1210742

NOTE: York's Std. Terms & Conditions are listed on the back side of this document. This document serves as your written authorization to York to proceed with the analyses requested and your signature binds you to York's Std. Terms & Conditions.

YOUR Information Company: <u>LB6</u> Address: <u>4 Research Dr. Suite 301</u> <u>Shelton, CT 06484</u> Phone No: <u>203-929-8555</u> Contact Person: <u>Tonda Sandor</u> E-Mail Address: <u>TSandor@LB6CT.com</u>		Report To: Company: <u>Same</u> Address: _____ Phone No: _____ Attention: _____ E-Mail Address: _____		Invoice To: Company: <u>Same</u> Address: _____ Phone No: _____ Attention: _____ E-Mail Address: _____		YOUR Project ID <u>Howe Industries</u> Purchase Order No. <u>NAB5A6</u>		Turn-Around Time <input type="checkbox"/> RUSH - Same Day <input type="checkbox"/> RUSH - Next Day <input type="checkbox"/> RUSH - Two Day <input type="checkbox"/> RUSH - Three Day <input type="checkbox"/> RUSH - Four Day <input checked="" type="checkbox"/> Standard (5-7 Days)		Report Type <input checked="" type="checkbox"/> Summary Report <input checked="" type="checkbox"/> Summary w/ QA Summary <input type="checkbox"/> CT RCP Package <input type="checkbox"/> CT RCP DQ/DUE Pkg <input type="checkbox"/> NY ASP A Package <input type="checkbox"/> NY ASP B Package <input type="checkbox"/> NIDEP Red. Deliv. <i>Electronic Data Deliverables (EDD)</i> <input type="checkbox"/> Simple Excel <input checked="" type="checkbox"/> X NYSDCE QUILS EQULS (std) EZ-EDD (EQULS) NIDEP SRP HazSite EDD GIS/KEY (std) Other _____ York Regulatory Comparison Excel Spreadsheets Compare to the following bags (please fill in):	
Matrix Codes S - soil Other - specify (oil, etc.) WW - wastewater GW - groundwater DW - drinking water Air-A - ambient air Air-SV - soil vapor		Volatiles 8260 full 624 STARS list BTEX MTBE TOL list TAGM list CT RCP list Arom. only Halog. only App. IX list 8021B list		Semivolatiles 8270 & 625 STARS list BN Only Acids Only PAH list TAGM list CT RCP list NIDEP list TOL list NIDEP list App. IX Chloroform 608 Pest SFLP/TCLP		Metals RCRA8 PP13 list TAL CT15 list TAGM list NIDEP list Total Dissolved SFLP/TCLP TCLP Herb App. IX Chloroform 608 Pest SFLP/TCLP		Misc. Concreity Reactivity Ignitability Flash Point Sieve Anal. Heteromorphs Pat 300 Series Pat 200 Series Pat 250 Series Pat 300 Series NYSDCE NYSDCE TAGM		Choose Analyses Needed from the Menu Above and Enter Below Fe by EPA 200.7/Fe, Dissolved by EPA 8010 (SW 846-60108) / VOCs, P260 list (EPA SW 845-8260a), plus from #3 Fe by EPA 800.7/Fe, Dissolved by EPA 8010 (SW 846-60108) / VOCs P260 list (EPA SW 845-8260a), plus from #3 / TDS (9H 2540c)	
Sample Matrix S - soil WW - wastewater GW - groundwater DW - drinking water Air-A - ambient air Air-SV - soil vapor		Sample Matrix GW GW GW		Date Sampled 9/12/12 1245 1250		Sample Identification WQ091812: 1245M2-6 WQ091812: 1245M2-7 WQ091812: 1250M2-10		Container Description(s) 2V ZP 2V ZP 2V 3P			
Comments Preservation <input type="checkbox"/> Check those Applicable Special Instructions <input type="checkbox"/> Field Filtered <input type="checkbox"/> Lab to Filter		Temperature on Receipt 3.2 °C		Samples Relinquished By <u>Emily O'Brien</u> Date/Time: <u>9/12/12 10:35</u>		Samples Received By <u>[Signature]</u> Date/Time: <u>9/21/12-1630</u>		Samples Relinquished By Date/Time: _____			

YORK

ANALYTICAL LABORATORIES, INC.

Technical Report

prepared for:

Leggette Brashears & Graham Shelton Office

4 Research Drive, Suite 301

Shelton CT, 06484

Attention: Tunde Sandor

Report Date: 10/04/2012

Client Project ID: Rowe Industries

York Project (SDG) No.: 12J0038

CT License No. PH-0723

New Jersey License No. CT-005



New York License No. 10854

PA License No. 68-04440

Report Date: 10/04/2012
Client Project ID: Rowe Industries
York Project (SDG) No.: 12J0038

Leggette Brashears & Graham Shelton Office
4 Research Drive, Suite 301
Shelton CT, 06484
Attention: Tunde Sandor

Purpose and Results

This report contains the analytical data for the sample(s) identified on the attached chain-of-custody received in our laboratory on September 28, 2012 and listed below. The project was identified as your project: **Rowe Industries**.

The analyses were conducted utilizing appropriate EPA, Standard Methods, and ASTM methods as detailed in the data summary tables.

All samples were received in proper condition meeting the customary acceptance requirements for environmental samples except those indicated under the Notes section of this report.

All analyses met the method and laboratory standard operating procedure requirements except as indicated by any data flags, the meaning of which are explained in the attachment to this report, and case narrative if applicable.

The results of the analyses, which are all reported on dry weight basis (soils) unless otherwise noted, are detailed in the following pages.

Please contact Client Services at 203.325.1371 with any questions regarding this report.

<u>York Sample ID</u>	<u>Client Sample ID</u>	<u>Matrix</u>	<u>Date Collected</u>	<u>Date Received</u>
12J0038-01	WQ092712:1120NP2-6	Water	09/27/2012	09/28/2012
12J0038-02	WQ092712:1125NP2-7	Water	09/27/2012	09/28/2012
12J0040-01	WQ092712:1130NP2-10	Water	09/20/2012	09/28/2012

General Notes for York Project (SDG) No.: 12J0038

1. The RLs and MDLs (Reporting Limit and Method Detection Limit respectively) reported are adjusted for any dilution necessary due to the levels of target and/or non-target analytes and matrix interference. The RL(REPORTING LIMIT) is based upon the lowest standard utilized for the calibration where applicable.
2. Samples are retained for a period of thirty days after submittal of report, unless other arrangements are made.
3. York's liability for the above data is limited to the dollar value paid to York for the referenced project.
4. This report shall not be reproduced without the written approval of York Analytical Laboratories, Inc.
5. All samples were received in proper condition for analysis with proper documentation, unless otherwise noted.
6. All analyses conducted met method or Laboratory SOP requirements. See the Qualifiers and/or Narrative sections for further information.
7. It is noted that no analyses reported herein were subcontracted to another laboratory, unless noted in the report.
8. This report reflects results that relate only to the samples submitted on the attached chain-of-custody form(s) received by York.

Approved By:



Robert Q. Bradley
Executive Vice President / Laboratory Director

Date: 10/04/2012

YORK

Sample Information

Client Sample ID: WQ092712:1120NP2-6

York Sample ID: 12J0038-01

York Project (SDG) No.
12J0038

Client Project ID
Rowe Industries

Matrix
Water

Collection Date/Time
September 27, 2012 11:20 am

Date Received
09/28/2012

Volatile Organics, 8260 List - Low Level

Log-in Notes:

Sample Notes:

Sample Prepared by Method: EPA 5030B

CAS No.	Parameter	Result	Flag	Units	MDL	RL	Dilution	Reference Method	Date/Time Prepared	Date/Time Analyzed	Analyst
630-20-6	1,1,1,2-Tetrachloroethane	ND		ug/L	0.071	0.50	1	EPA SW846-8260B	10/03/2012 11:10	10/03/2012 11:56	SS
71-55-6	1,1,1-Trichloroethane	0.59		ug/L	0.024	0.50	1	EPA SW846-8260B	10/03/2012 11:10	10/03/2012 11:56	SS
79-34-5	1,1,2,2-Tetrachloroethane	ND		ug/L	0.17	0.50	1	EPA SW846-8260B	10/03/2012 11:10	10/03/2012 11:56	SS
76-13-1	1,2-Trichloro-1,2,2-trifluoroethane (Freon 113)	ND		ug/L	0.074	0.50	1	EPA SW846-8260B	10/03/2012 11:10	10/03/2012 11:56	SS
79-00-5	1,1,2-Trichloroethane	ND		ug/L	0.070	0.50	1	EPA SW846-8260B	10/03/2012 11:10	10/03/2012 11:56	SS
75-34-3	1,1-Dichloroethane	0.31	J	ug/L	0.044	0.50	1	EPA SW846-8260B	10/03/2012 11:10	10/03/2012 11:56	SS
75-35-4	1,1-Dichloroethylene	ND		ug/L	0.044	0.50	1	EPA SW846-8260B	10/03/2012 11:10	10/03/2012 11:56	SS
563-58-6	1,1-Dichloropropylene	ND		ug/L	0.11	0.50	1	EPA SW846-8260B	10/03/2012 11:10	10/03/2012 11:56	SS
87-61-6	1,2,3-Trichlorobenzene	ND		ug/L	0.12	2.0	1	EPA SW846-8260B	10/03/2012 11:10	10/03/2012 11:56	SS
96-18-4	1,2,3-Trichloropropane	ND		ug/L	0.17	0.50	1	EPA SW846-8260B	10/03/2012 11:10	10/03/2012 11:56	SS
120-82-1	1,2,4-Trichlorobenzene	ND		ug/L	0.11	2.0	1	EPA SW846-8260B	10/03/2012 11:10	10/03/2012 11:56	SS
95-63-6	1,2,4-Trimethylbenzene	ND		ug/L	0.068	0.50	1	EPA SW846-8260B	10/03/2012 11:10	10/03/2012 11:56	SS
96-12-8	1,2-Dibromo-3-chloropropane	ND		ug/L	0.46	2.0	1	EPA SW846-8260B	10/03/2012 11:10	10/03/2012 11:56	SS
106-93-4	1,2-Dibromoethane	ND		ug/L	0.15	0.50	1	EPA SW846-8260B	10/03/2012 11:10	10/03/2012 11:56	SS
95-50-1	1,2-Dichlorobenzene	ND		ug/L	0.071	0.50	1	EPA SW846-8260B	10/03/2012 11:10	10/03/2012 11:56	SS
107-06-2	1,2-Dichloroethane	ND		ug/L	0.12	0.50	1	EPA SW846-8260B	10/03/2012 11:10	10/03/2012 11:56	SS
78-87-5	1,2-Dichloropropane	ND		ug/L	0.051	0.50	1	EPA SW846-8260B	10/03/2012 11:10	10/03/2012 11:56	SS
108-67-8	1,3,5-Trimethylbenzene	ND		ug/L	0.059	0.50	1	EPA SW846-8260B	10/03/2012 11:10	10/03/2012 11:56	SS
541-73-1	1,3-Dichlorobenzene	ND		ug/L	0.048	0.50	1	EPA SW846-8260B	10/03/2012 11:10	10/03/2012 11:56	SS
142-28-9	1,3-Dichloropropane	ND		ug/L	0.12	0.50	1	EPA SW846-8260B	10/03/2012 11:10	10/03/2012 11:56	SS
106-46-7	1,4-Dichlorobenzene	ND		ug/L	0.048	0.50	1	EPA SW846-8260B	10/03/2012 11:10	10/03/2012 11:56	SS
594-20-7	2,2-Dichloropropane	ND		ug/L	0.096	0.50	1	EPA SW846-8260B	10/03/2012 11:10	10/03/2012 11:56	SS
95-49-8	2-Chlorotoluene	ND		ug/L	0.084	0.50	1	EPA SW846-8260B	10/03/2012 11:10	10/03/2012 11:56	SS
591-78-6	2-Hexanone	ND		ug/L	0.24	0.50	1	EPA SW846-8260B	10/03/2012 11:10	10/03/2012 11:56	SS
106-43-4	4-Chlorotoluene	ND		ug/L	0.072	0.50	1	EPA SW846-8260B	10/03/2012 11:10	10/03/2012 11:56	SS
67-64-1	Acetone	1.5	J, B	ug/L	0.90	2.0	1	EPA SW846-8260B	10/03/2012 11:10	10/03/2012 11:56	SS
71-43-2	Benzene	ND		ug/L	0.044	0.50	1	EPA SW846-8260B	10/03/2012 11:10	10/03/2012 11:56	SS
108-86-1	Bromobenzene	ND		ug/L	0.081	0.50	1	EPA SW846-8260B	10/03/2012 11:10	10/03/2012 11:56	SS
74-97-5	Bromochloromethane	ND		ug/L	0.10	0.50	1	EPA SW846-8260B	10/03/2012 11:10	10/03/2012 11:56	SS
75-27-4	Bromodichloromethane	ND		ug/L	0.054	0.50	1	EPA SW846-8260B	10/03/2012 11:10	10/03/2012 11:56	SS
75-25-2	Bromoform	ND		ug/L	0.079	0.50	1	EPA SW846-8260B	10/03/2012 11:10	10/03/2012 11:56	SS
74-83-9	Bromomethane	ND		ug/L	0.20	0.50	1	EPA SW846-8260B	10/03/2012 11:10	10/03/2012 11:56	SS
56-23-5	Carbon tetrachloride	ND		ug/L	0.085	0.50	1	EPA SW846-8260B	10/03/2012 11:10	10/03/2012 11:56	SS
108-90-7	Chlorobenzene	ND		ug/L	0.063	0.50	1	EPA SW846-8260B	10/03/2012 11:10	10/03/2012 11:56	SS

Sample Information

Client Sample ID: WQ092712:1120NP2-6

York Sample ID: 12J0038-01

York Project (SDG) No.
12J0038

Client Project ID
Rowe Industries

Matrix
Water

Collection Date/Time
September 27, 2012 11:20 am

Date Received
09/28/2012

Volatile Organics, 8260 List - Low Level

Log-in Notes:

Sample Notes:

Sample Prepared by Method: EPA 5030B

CAS No.	Parameter	Result	Flag	Units	MDL	RL	Dilution	Reference Method	Date/Time Prepared	Date/Time Analyzed	Analyst
75-00-3	Chloroethane	ND		ug/L	0.090	0.50	1	EPA SW846-8260B	10/03/2012 11:10	10/03/2012 11:56	SS
67-66-3	Chloroform	0.25	J	ug/L	0.079	0.50	1	EPA SW846-8260B	10/03/2012 11:10	10/03/2012 11:56	SS
74-87-3	Chloromethane	ND		ug/L	0.076	0.50	1	EPA SW846-8260B	10/03/2012 11:10	10/03/2012 11:56	SS
156-59-2	cis-1,2-Dichloroethylene	ND		ug/L	0.069	0.50	1	EPA SW846-8260B	10/03/2012 11:10	10/03/2012 11:56	SS
10061-01-5	cis-1,3-Dichloropropylene	ND		ug/L	0.067	0.50	1	EPA SW846-8260B	10/03/2012 11:10	10/03/2012 11:56	SS
124-48-1	Dibromochloromethane	ND		ug/L	0.053	0.50	1	EPA SW846-8260B	10/03/2012 11:10	10/03/2012 11:56	SS
74-95-3	Dibromomethane	ND		ug/L	0.12	0.50	1	EPA SW846-8260B	10/03/2012 11:10	10/03/2012 11:56	SS
75-71-8	Dichlorodifluoromethane	ND		ug/L	0.092	0.50	1	EPA SW846-8260B	10/03/2012 11:10	10/03/2012 11:56	SS
100-41-4	Ethyl Benzene	ND		ug/L	0.057	0.50	1	EPA SW846-8260B	10/03/2012 11:10	10/03/2012 11:56	SS
87-68-3	Hexachlorobutadiene	ND		ug/L	0.12	0.50	1	EPA SW846-8260B	10/03/2012 11:10	10/03/2012 11:56	SS
98-82-8	Isopropylbenzene	ND		ug/L	0.056	0.50	1	EPA SW846-8260B	10/03/2012 11:10	10/03/2012 11:56	SS
1634-04-4	Methyl tert-butyl ether (MTBE)	ND		ug/L	0.48	0.50	1	EPA SW846-8260B	10/03/2012 11:10	10/03/2012 11:56	SS
75-09-2	Methylene chloride	0.91	J, B	ug/L	0.26	2.0	1	EPA SW846-8260B	10/03/2012 11:10	10/03/2012 11:56	SS
91-20-3	Naphthalene	0.10	J	ug/L	0.090	2.0	1	EPA SW846-8260B	10/03/2012 11:10	10/03/2012 11:56	SS
104-51-8	n-Butylbenzene	ND		ug/L	0.083	0.50	1	EPA SW846-8260B	10/03/2012 11:10	10/03/2012 11:56	SS
103-65-1	n-Propylbenzene	ND		ug/L	0.068	0.50	1	EPA SW846-8260B	10/03/2012 11:10	10/03/2012 11:56	SS
95-47-6	o-Xylene	ND		ug/L	0.050	0.50	1	EPA SW846-8260B	10/03/2012 11:10	10/03/2012 11:56	SS
1330-20-7P/M	p- & m- Xylenes	ND		ug/L	0.090	1.0	1	EPA SW846-8260B	10/03/2012 11:10	10/03/2012 11:56	SS
99-87-6	p-Isopropyltoluene	ND		ug/L	0.044	0.50	1	EPA SW846-8260B	10/03/2012 11:10	10/03/2012 11:56	SS
135-98-8	sec-Butylbenzene	ND		ug/L	0.050	0.50	1	EPA SW846-8260B	10/03/2012 11:10	10/03/2012 11:56	SS
100-42-5	Styrene	ND		ug/L	0.043	0.50	1	EPA SW846-8260B	10/03/2012 11:10	10/03/2012 11:56	SS
98-06-6	tert-Butylbenzene	ND		ug/L	0.050	0.50	1	EPA SW846-8260B	10/03/2012 11:10	10/03/2012 11:56	SS
127-18-4	Tetrachloroethylene	0.88		ug/L	0.070	0.50	1	EPA SW846-8260B	10/03/2012 11:10	10/03/2012 11:56	SS
108-88-3	Toluene	ND		ug/L	0.042	0.50	1	EPA SW846-8260B	10/03/2012 11:10	10/03/2012 11:56	SS
156-60-5	trans-1,2-Dichloroethylene	ND		ug/L	0.085	0.50	1	EPA SW846-8260B	10/03/2012 11:10	10/03/2012 11:56	SS
10061-02-6	trans-1,3-Dichloropropylene	ND		ug/L	0.060	0.50	1	EPA SW846-8260B	10/03/2012 11:10	10/03/2012 11:56	SS
79-01-6	Trichloroethylene	0.12	J	ug/L	0.071	0.50	1	EPA SW846-8260B	10/03/2012 11:10	10/03/2012 11:56	SS
75-69-4	Trichlorofluoromethane	ND		ug/L	0.094	0.50	1	EPA SW846-8260B	10/03/2012 11:10	10/03/2012 11:56	SS
75-01-4	Vinyl Chloride	ND		ug/L	0.062	0.50	1	EPA SW846-8260B	10/03/2012 11:10	10/03/2012 11:56	SS
1330-20-7	Xylenes, Total	ND		ug/L	0.12	1.5	1	EPA SW846-8260B	10/03/2012 11:10	10/03/2012 11:56	SS
Surrogate Recoveries		Result	Acceptance Range								
17060-07-0	Surrogate: 1,2-Dichloroethane-d4	95.3 %	72.6-129								
460-00-4	Surrogate: p-Bromofluorobenzene	96.7 %	63.5-145								
2037-26-5	Surrogate: Toluene-d8	104 %	81.2-127								

Sample Information

Client Sample ID: WQ092712:1120NP2-6

York Sample ID: 12J0038-01

York Project (SDG) No.
12J0038

Client Project ID
Rowe Industries

Matrix
Water

Collection Date/Time
September 27, 2012 11:20 am

Date Received
09/28/2012

Iron, Dissolved by EPA 6010

Log-in Notes:

Sample Notes:

Sample Prepared by Method: EPA 3010A

CAS No.	Parameter	Result	Flag	Units	MDL	RL	Dilution	Reference Method	Date/Time Prepared	Date/Time Analyzed	Analyst
7439-89-6	Iron	0.152		mg/L	0.0100	0.0100	1	EPA SW846-6010B	10/02/2012 14:47	10/02/2012 18:27	MW

Iron by EPA 200.7

Log-in Notes:

Sample Notes:

Sample Prepared by Method: EPA 3010A

CAS No.	Parameter	Result	Flag	Units	MDL	RL	Dilution	Reference Method	Date/Time Prepared	Date/Time Analyzed	Analyst
7439-89-6	Iron	11.3		mg/L	0.0100	0.0100	1	EPA 200.7	10/02/2012 14:47	10/02/2012 18:33	MW

Sample Information

Client Sample ID: WQ092712:1125NP2-7

York Sample ID: 12J0038-02

York Project (SDG) No.
12J0038

Client Project ID
Rowe Industries

Matrix
Water

Collection Date/Time
September 27, 2012 11:25 am

Date Received
09/28/2012

Volatile Organics, 8260 List - Low Level

Log-in Notes:

Sample Notes:

Sample Prepared by Method: EPA 5030B

CAS No.	Parameter	Result	Flag	Units	MDL	RL	Dilution	Reference Method	Date/Time Prepared	Date/Time Analyzed	Analyst
630-20-6	1,1,1,2-Tetrachloroethane	ND		ug/L	0.071	0.50	1	EPA SW846-8260B	10/03/2012 11:10	10/03/2012 12:29	SS
71-55-6	1,1,1-Trichloroethane	ND		ug/L	0.024	0.50	1	EPA SW846-8260B	10/03/2012 11:10	10/03/2012 12:29	SS
79-34-5	1,1,2,2-Tetrachloroethane	ND		ug/L	0.17	0.50	1	EPA SW846-8260B	10/03/2012 11:10	10/03/2012 12:29	SS
76-13-1	1,2-Trichloro-1,2,2-trifluoroethane (Freon 113)	ND		ug/L	0.074	0.50	1	EPA SW846-8260B	10/03/2012 11:10	10/03/2012 12:29	SS
79-00-5	1,1,2-Trichloroethane	ND		ug/L	0.070	0.50	1	EPA SW846-8260B	10/03/2012 11:10	10/03/2012 12:29	SS
75-34-3	1,1-Dichloroethane	ND		ug/L	0.044	0.50	1	EPA SW846-8260B	10/03/2012 11:10	10/03/2012 12:29	SS
75-35-4	1,1-Dichloroethylene	ND		ug/L	0.044	0.50	1	EPA SW846-8260B	10/03/2012 11:10	10/03/2012 12:29	SS
563-58-6	1,1-Dichloropropylene	ND		ug/L	0.11	0.50	1	EPA SW846-8260B	10/03/2012 11:10	10/03/2012 12:29	SS
87-61-6	1,2,3-Trichlorobenzene	ND		ug/L	0.12	2.0	1	EPA SW846-8260B	10/03/2012 11:10	10/03/2012 12:29	SS
96-18-4	1,2,3-Trichloropropane	ND		ug/L	0.17	0.50	1	EPA SW846-8260B	10/03/2012 11:10	10/03/2012 12:29	SS
120-82-1	1,2,4-Trichlorobenzene	ND		ug/L	0.11	2.0	1	EPA SW846-8260B	10/03/2012 11:10	10/03/2012 12:29	SS
95-63-6	1,2,4-Trimethylbenzene	ND		ug/L	0.068	0.50	1	EPA SW846-8260B	10/03/2012 11:10	10/03/2012 12:29	SS
96-12-8	1,2-Dibromo-3-chloropropane	ND		ug/L	0.46	2.0	1	EPA SW846-8260B	10/03/2012 11:10	10/03/2012 12:29	SS
106-93-4	1,2-Dibromoethane	ND		ug/L	0.15	0.50	1	EPA SW846-8260B	10/03/2012 11:10	10/03/2012 12:29	SS
95-50-1	1,2-Dichlorobenzene	ND		ug/L	0.071	0.50	1	EPA SW846-8260B	10/03/2012 11:10	10/03/2012 12:29	SS
107-06-2	1,2-Dichloroethane	ND		ug/L	0.12	0.50	1	EPA SW846-8260B	10/03/2012 11:10	10/03/2012 12:29	SS
78-87-5	1,2-Dichloropropane	ND		ug/L	0.051	0.50	1	EPA SW846-8260B	10/03/2012 11:10	10/03/2012 12:29	SS
108-67-8	1,3,5-Trimethylbenzene	ND		ug/L	0.059	0.50	1	EPA SW846-8260B	10/03/2012 11:10	10/03/2012 12:29	SS
541-73-1	1,3-Dichlorobenzene	ND		ug/L	0.048	0.50	1	EPA SW846-8260B	10/03/2012 11:10	10/03/2012 12:29	SS
142-28-9	1,3-Dichloropropane	ND		ug/L	0.12	0.50	1	EPA SW846-8260B	10/03/2012 11:10	10/03/2012 12:29	SS

Sample Information

Client Sample ID: WQ092712:1125NP2-7

York Sample ID: 12J0038-02

York Project (SDG) No.
12J0038

Client Project ID
Rowe Industries

Matrix
Water

Collection Date/Time
September 27, 2012 11:25 am

Date Received
09/28/2012

Volatile Organics, 8260 List - Low Level

Log-in Notes:

Sample Notes:

Sample Prepared by Method: EPA 5030B

CAS No.	Parameter	Result	Flag	Units	MDL	RL	Dilution	Reference Method	Date/Time Prepared	Date/Time Analyzed	Analyst
106-46-7	1,4-Dichlorobenzene	ND		ug/L	0.048	0.50	1	EPA SW846-8260B	10/03/2012 11:10	10/03/2012 12:29	SS
594-20-7	2,2-Dichloropropane	ND		ug/L	0.096	0.50	1	EPA SW846-8260B	10/03/2012 11:10	10/03/2012 12:29	SS
95-49-8	2-Chlorotoluene	ND		ug/L	0.084	0.50	1	EPA SW846-8260B	10/03/2012 11:10	10/03/2012 12:29	SS
591-78-6	2-Hexanone	ND		ug/L	0.24	0.50	1	EPA SW846-8260B	10/03/2012 11:10	10/03/2012 12:29	SS
106-43-4	4-Chlorotoluene	ND		ug/L	0.072	0.50	1	EPA SW846-8260B	10/03/2012 11:10	10/03/2012 12:29	SS
67-64-1	Acetone	3.4	B	ug/L	0.90	2.0	1	EPA SW846-8260B	10/03/2012 11:10	10/03/2012 12:29	SS
71-43-2	Benzene	ND		ug/L	0.044	0.50	1	EPA SW846-8260B	10/03/2012 11:10	10/03/2012 12:29	SS
108-86-1	Bromobenzene	ND		ug/L	0.081	0.50	1	EPA SW846-8260B	10/03/2012 11:10	10/03/2012 12:29	SS
74-97-5	Bromochloromethane	ND		ug/L	0.10	0.50	1	EPA SW846-8260B	10/03/2012 11:10	10/03/2012 12:29	SS
75-27-4	Bromodichloromethane	ND		ug/L	0.054	0.50	1	EPA SW846-8260B	10/03/2012 11:10	10/03/2012 12:29	SS
75-25-2	Bromoform	ND		ug/L	0.079	0.50	1	EPA SW846-8260B	10/03/2012 11:10	10/03/2012 12:29	SS
74-83-9	Bromomethane	ND		ug/L	0.20	0.50	1	EPA SW846-8260B	10/03/2012 11:10	10/03/2012 12:29	SS
56-23-5	Carbon tetrachloride	ND		ug/L	0.085	0.50	1	EPA SW846-8260B	10/03/2012 11:10	10/03/2012 12:29	SS
108-90-7	Chlorobenzene	ND		ug/L	0.063	0.50	1	EPA SW846-8260B	10/03/2012 11:10	10/03/2012 12:29	SS
75-00-3	Chloroethane	ND		ug/L	0.090	0.50	1	EPA SW846-8260B	10/03/2012 11:10	10/03/2012 12:29	SS
67-66-3	Chloroform	ND		ug/L	0.079	0.50	1	EPA SW846-8260B	10/03/2012 11:10	10/03/2012 12:29	SS
74-87-3	Chloromethane	ND		ug/L	0.076	0.50	1	EPA SW846-8260B	10/03/2012 11:10	10/03/2012 12:29	SS
156-59-2	cis-1,2-Dichloroethylene	ND		ug/L	0.069	0.50	1	EPA SW846-8260B	10/03/2012 11:10	10/03/2012 12:29	SS
10061-01-5	cis-1,3-Dichloropropylene	ND		ug/L	0.067	0.50	1	EPA SW846-8260B	10/03/2012 11:10	10/03/2012 12:29	SS
124-48-1	Dibromochloromethane	ND		ug/L	0.053	0.50	1	EPA SW846-8260B	10/03/2012 11:10	10/03/2012 12:29	SS
74-95-3	Dibromomethane	ND		ug/L	0.12	0.50	1	EPA SW846-8260B	10/03/2012 11:10	10/03/2012 12:29	SS
75-71-8	Dichlorodifluoromethane	ND		ug/L	0.092	0.50	1	EPA SW846-8260B	10/03/2012 11:10	10/03/2012 12:29	SS
100-41-4	Ethyl Benzene	ND		ug/L	0.057	0.50	1	EPA SW846-8260B	10/03/2012 11:10	10/03/2012 12:29	SS
87-68-3	Hexachlorobutadiene	ND		ug/L	0.12	0.50	1	EPA SW846-8260B	10/03/2012 11:10	10/03/2012 12:29	SS
98-82-8	Isopropylbenzene	ND		ug/L	0.056	0.50	1	EPA SW846-8260B	10/03/2012 11:10	10/03/2012 12:29	SS
1634-04-4	Methyl tert-butyl ether (MTBE)	ND		ug/L	0.48	0.50	1	EPA SW846-8260B	10/03/2012 11:10	10/03/2012 12:29	SS
75-09-2	Methylene chloride	1.0	J, B	ug/L	0.26	2.0	1	EPA SW846-8260B	10/03/2012 11:10	10/03/2012 12:29	SS
91-20-3	Naphthalene	ND		ug/L	0.090	2.0	1	EPA SW846-8260B	10/03/2012 11:10	10/03/2012 12:29	SS
104-51-8	n-Butylbenzene	ND		ug/L	0.083	0.50	1	EPA SW846-8260B	10/03/2012 11:10	10/03/2012 12:29	SS
103-65-1	n-Propylbenzene	ND		ug/L	0.068	0.50	1	EPA SW846-8260B	10/03/2012 11:10	10/03/2012 12:29	SS
95-47-6	o-Xylene	ND		ug/L	0.050	0.50	1	EPA SW846-8260B	10/03/2012 11:10	10/03/2012 12:29	SS
1330-20-7P/M	p- & m- Xylenes	ND		ug/L	0.090	1.0	1	EPA SW846-8260B	10/03/2012 11:10	10/03/2012 12:29	SS
99-87-6	p-Isopropyltoluene	ND		ug/L	0.044	0.50	1	EPA SW846-8260B	10/03/2012 11:10	10/03/2012 12:29	SS
135-98-8	sec-Butylbenzene	ND		ug/L	0.050	0.50	1	EPA SW846-8260B	10/03/2012 11:10	10/03/2012 12:29	SS

Sample Information

Client Sample ID: WQ092712:1125NP2-7

York Sample ID: 12J0038-02

York Project (SDG) No.
12J0038

Client Project ID
Rowe Industries

Matrix
Water

Collection Date/Time
September 27, 2012 11:25 am

Date Received
09/28/2012

Volatile Organics, 8260 List - Low Level

Log-in Notes:

Sample Notes:

Sample Prepared by Method: EPA 5030B

CAS No.	Parameter	Result	Flag	Units	MDL	RL	Dilution	Reference Method	Date/Time Prepared	Date/Time Analyzed	Analyst
100-42-5	Styrene	ND		ug/L	0.043	0.50	1	EPA SW846-8260B	10/03/2012 11:10	10/03/2012 12:29	SS
98-06-6	tert-Butylbenzene	ND		ug/L	0.050	0.50	1	EPA SW846-8260B	10/03/2012 11:10	10/03/2012 12:29	SS
127-18-4	Tetrachloroethylene	ND		ug/L	0.070	0.50	1	EPA SW846-8260B	10/03/2012 11:10	10/03/2012 12:29	SS
108-88-3	Toluene	ND		ug/L	0.042	0.50	1	EPA SW846-8260B	10/03/2012 11:10	10/03/2012 12:29	SS
156-60-5	trans-1,2-Dichloroethylene	ND		ug/L	0.085	0.50	1	EPA SW846-8260B	10/03/2012 11:10	10/03/2012 12:29	SS
10061-02-6	trans-1,3-Dichloropropylene	ND		ug/L	0.060	0.50	1	EPA SW846-8260B	10/03/2012 11:10	10/03/2012 12:29	SS
79-01-6	Trichloroethylene	ND		ug/L	0.071	0.50	1	EPA SW846-8260B	10/03/2012 11:10	10/03/2012 12:29	SS
75-69-4	Trichlorofluoromethane	ND		ug/L	0.094	0.50	1	EPA SW846-8260B	10/03/2012 11:10	10/03/2012 12:29	SS
75-01-4	Vinyl Chloride	ND		ug/L	0.062	0.50	1	EPA SW846-8260B	10/03/2012 11:10	10/03/2012 12:29	SS
1330-20-7	Xylenes, Total	ND		ug/L	0.12	1.5	1	EPA SW846-8260B	10/03/2012 11:10	10/03/2012 12:29	SS

Surrogate Recoveries

Result

Acceptance Range

17060-07-0	Surrogate: 1,2-Dichloroethane-d4	102 %	72.6-129
460-00-4	Surrogate: p-Bromofluorobenzene	94.7 %	63.5-145
2037-26-5	Surrogate: Toluene-d8	104 %	81.2-127

Iron, Dissolved by EPA 6010

Log-in Notes:

Sample Notes:

Sample Prepared by Method: EPA 3010A

CAS No.	Parameter	Result	Flag	Units	MDL	RL	Dilution	Reference Method	Date/Time Prepared	Date/Time Analyzed	Analyst
7439-89-6	Iron	0.0856		mg/L	0.0100	0.0100	1	EPA SW846-6010B	10/02/2012 14:47	10/02/2012 18:38	MW

Iron by EPA 200.7

Log-in Notes:

Sample Notes:

Sample Prepared by Method: EPA 3010A

CAS No.	Parameter	Result	Flag	Units	MDL	RL	Dilution	Reference Method	Date/Time Prepared	Date/Time Analyzed	Analyst
7439-89-6	Iron	0.764		mg/L	0.0100	0.0100	1	EPA 200.7	10/02/2012 14:47	10/02/2012 18:43	MW

Sample Information

Client Sample ID: WQ092712:1130NP2-10

York Sample ID: 12J0040-01

York Project (SDG) No.
12J0040

Client Project ID
Rowe Industries

Matrix
Water

Collection Date/Time
September 20, 2012 11:30 am

Date Received
09/28/2012

Volatile Organics, 8260 List - Low Level

Log-in Notes:

Sample Notes:

Sample Prepared by Method: EPA 5030B

CAS No.	Parameter	Result	Flag	Units	MDL	RL	Dilution	Reference Method	Date/Time Prepared	Date/Time Analyzed	Analyst
630-20-6	1,1,1,2-Tetrachloroethane	ND		ug/L	0.071	0.50	1	EPA SW846-8260B	10/03/2012 11:10	10/03/2012 11:22	SS
71-55-6	1,1,1-Trichloroethane	ND		ug/L	0.024	0.50	1	EPA SW846-8260B	10/03/2012 11:10	10/03/2012 11:22	SS
79-34-5	1,1,2,2-Tetrachloroethane	ND		ug/L	0.17	0.50	1	EPA SW846-8260B	10/03/2012 11:10	10/03/2012 11:22	SS
76-13-1	1,1,2-Trichloro-1,2,2-trifluoroethane (Freon 113)	ND		ug/L	0.074	0.50	1	EPA SW846-8260B	10/03/2012 11:10	10/03/2012 11:22	SS

Sample Information

Client Sample ID: WQ092712:1130NP2-10

York Sample ID: 12J0040-01

York Project (SDG) No.
12J0040

Client Project ID
Rowe Industries

Matrix
Water

Collection Date/Time
September 20, 2012 11:30 am

Date Received
09/28/2012

Volatile Organics, 8260 List - Low Level

Log-in Notes:

Sample Notes:

Sample Prepared by Method: EPA 5030B

CAS No.	Parameter	Result	Flag	Units	MDL	RL	Dilution	Reference Method	Date/Time Prepared	Date/Time Analyzed	Analyst
79-00-5	1,1,2-Trichloroethane	ND		ug/L	0.070	0.50	1	EPA SW846-8260B	10/03/2012 11:10	10/03/2012 11:22	SS
75-34-3	1,1-Dichloroethane	ND		ug/L	0.044	0.50	1	EPA SW846-8260B	10/03/2012 11:10	10/03/2012 11:22	SS
75-35-4	1,1-Dichloroethylene	ND		ug/L	0.044	0.50	1	EPA SW846-8260B	10/03/2012 11:10	10/03/2012 11:22	SS
563-58-6	1,1-Dichloropropylene	ND		ug/L	0.11	0.50	1	EPA SW846-8260B	10/03/2012 11:10	10/03/2012 11:22	SS
87-61-6	1,2,3-Trichlorobenzene	ND		ug/L	0.12	2.0	1	EPA SW846-8260B	10/03/2012 11:10	10/03/2012 11:22	SS
96-18-4	1,2,3-Trichloropropane	ND		ug/L	0.17	0.50	1	EPA SW846-8260B	10/03/2012 11:10	10/03/2012 11:22	SS
120-82-1	1,2,4-Trichlorobenzene	ND		ug/L	0.11	2.0	1	EPA SW846-8260B	10/03/2012 11:10	10/03/2012 11:22	SS
95-63-6	1,2,4-Trimethylbenzene	ND		ug/L	0.068	0.50	1	EPA SW846-8260B	10/03/2012 11:10	10/03/2012 11:22	SS
96-12-8	1,2-Dibromo-3-chloropropane	ND		ug/L	0.46	2.0	1	EPA SW846-8260B	10/03/2012 11:10	10/03/2012 11:22	SS
106-93-4	1,2-Dibromoethane	ND		ug/L	0.15	0.50	1	EPA SW846-8260B	10/03/2012 11:10	10/03/2012 11:22	SS
95-50-1	1,2-Dichlorobenzene	ND		ug/L	0.071	0.50	1	EPA SW846-8260B	10/03/2012 11:10	10/03/2012 11:22	SS
107-06-2	1,2-Dichloroethane	ND		ug/L	0.12	0.50	1	EPA SW846-8260B	10/03/2012 11:10	10/03/2012 11:22	SS
78-87-5	1,2-Dichloropropane	ND		ug/L	0.051	0.50	1	EPA SW846-8260B	10/03/2012 11:10	10/03/2012 11:22	SS
108-67-8	1,3,5-Trimethylbenzene	ND		ug/L	0.059	0.50	1	EPA SW846-8260B	10/03/2012 11:10	10/03/2012 11:22	SS
541-73-1	1,3-Dichlorobenzene	ND		ug/L	0.048	0.50	1	EPA SW846-8260B	10/03/2012 11:10	10/03/2012 11:22	SS
142-28-9	1,3-Dichloropropane	ND		ug/L	0.12	0.50	1	EPA SW846-8260B	10/03/2012 11:10	10/03/2012 11:22	SS
106-46-7	1,4-Dichlorobenzene	ND		ug/L	0.048	0.50	1	EPA SW846-8260B	10/03/2012 11:10	10/03/2012 11:22	SS
594-20-7	2,2-Dichloropropane	ND		ug/L	0.096	0.50	1	EPA SW846-8260B	10/03/2012 11:10	10/03/2012 11:22	SS
95-49-8	2-Chlorotoluene	ND		ug/L	0.084	0.50	1	EPA SW846-8260B	10/03/2012 11:10	10/03/2012 11:22	SS
591-78-6	2-Hexanone	ND		ug/L	0.24	0.50	1	EPA SW846-8260B	10/03/2012 11:10	10/03/2012 11:22	SS
106-43-4	4-Chlorotoluene	ND		ug/L	0.072	0.50	1	EPA SW846-8260B	10/03/2012 11:10	10/03/2012 11:22	SS
67-64-1	Acetone	2.5	B	ug/L	0.90	2.0	1	EPA SW846-8260B	10/03/2012 11:10	10/03/2012 11:22	SS
71-43-2	Benzene	ND		ug/L	0.044	0.50	1	EPA SW846-8260B	10/03/2012 11:10	10/03/2012 11:22	SS
108-86-1	Bromobenzene	ND		ug/L	0.081	0.50	1	EPA SW846-8260B	10/03/2012 11:10	10/03/2012 11:22	SS
74-97-5	Bromochloromethane	ND		ug/L	0.10	0.50	1	EPA SW846-8260B	10/03/2012 11:10	10/03/2012 11:22	SS
75-27-4	Bromodichloromethane	ND		ug/L	0.054	0.50	1	EPA SW846-8260B	10/03/2012 11:10	10/03/2012 11:22	SS
75-25-2	Bromoform	ND		ug/L	0.079	0.50	1	EPA SW846-8260B	10/03/2012 11:10	10/03/2012 11:22	SS
74-83-9	Bromomethane	ND		ug/L	0.20	0.50	1	EPA SW846-8260B	10/03/2012 11:10	10/03/2012 11:22	SS
56-23-5	Carbon tetrachloride	ND		ug/L	0.085	0.50	1	EPA SW846-8260B	10/03/2012 11:10	10/03/2012 11:22	SS
108-90-7	Chlorobenzene	ND		ug/L	0.063	0.50	1	EPA SW846-8260B	10/03/2012 11:10	10/03/2012 11:22	SS
75-00-3	Chloroethane	ND		ug/L	0.090	0.50	1	EPA SW846-8260B	10/03/2012 11:10	10/03/2012 11:22	SS
67-66-3	Chloroform	ND		ug/L	0.079	0.50	1	EPA SW846-8260B	10/03/2012 11:10	10/03/2012 11:22	SS
74-87-3	Chloromethane	ND		ug/L	0.076	0.50	1	EPA SW846-8260B	10/03/2012 11:10	10/03/2012 11:22	SS
156-59-2	cis-1,2-Dichloroethylene	ND		ug/L	0.069	0.50	1	EPA SW846-8260B	10/03/2012 11:10	10/03/2012 11:22	SS

Sample Information

Client Sample ID: WQ092712:1130NP2-10

York Sample ID: 12J0040-01

York Project (SDG) No.
12J0040

Client Project ID
Rowe Industries

Matrix
Water

Collection Date/Time
September 20, 2012 11:30 am

Date Received
09/28/2012

Volatile Organics, 8260 List - Low Level

Log-in Notes:

Sample Notes:

Sample Prepared by Method: EPA 5030B

CAS No.	Parameter	Result	Flag	Units	MDL	RL	Dilution	Reference Method	Date/Time Prepared	Date/Time Analyzed	Analyst
10061-01-5	cis-1,3-Dichloropropylene	ND		ug/L	0.067	0.50	1	EPA SW846-8260B	10/03/2012 11:10	10/03/2012 11:22	SS
124-48-1	Dibromochloromethane	ND		ug/L	0.053	0.50	1	EPA SW846-8260B	10/03/2012 11:10	10/03/2012 11:22	SS
74-95-3	Dibromomethane	ND		ug/L	0.12	0.50	1	EPA SW846-8260B	10/03/2012 11:10	10/03/2012 11:22	SS
75-71-8	Dichlorodifluoromethane	ND		ug/L	0.092	0.50	1	EPA SW846-8260B	10/03/2012 11:10	10/03/2012 11:22	SS
100-41-4	Ethyl Benzene	ND		ug/L	0.057	0.50	1	EPA SW846-8260B	10/03/2012 11:10	10/03/2012 11:22	SS
87-68-3	Hexachlorobutadiene	ND		ug/L	0.12	0.50	1	EPA SW846-8260B	10/03/2012 11:10	10/03/2012 11:22	SS
98-82-8	Isopropylbenzene	ND		ug/L	0.056	0.50	1	EPA SW846-8260B	10/03/2012 11:10	10/03/2012 11:22	SS
1634-04-4	Methyl tert-butyl ether (MTBE)	ND		ug/L	0.48	0.50	1	EPA SW846-8260B	10/03/2012 11:10	10/03/2012 11:22	SS
75-09-2	Methylene chloride	1.1	J, B	ug/L	0.26	2.0	1	EPA SW846-8260B	10/03/2012 11:10	10/03/2012 11:22	SS
91-20-3	Naphthalene	0.16	J	ug/L	0.090	2.0	1	EPA SW846-8260B	10/03/2012 11:10	10/03/2012 11:22	SS
104-51-8	n-Butylbenzene	ND		ug/L	0.083	0.50	1	EPA SW846-8260B	10/03/2012 11:10	10/03/2012 11:22	SS
103-65-1	n-Propylbenzene	ND		ug/L	0.068	0.50	1	EPA SW846-8260B	10/03/2012 11:10	10/03/2012 11:22	SS
95-47-6	o-Xylene	ND		ug/L	0.050	0.50	1	EPA SW846-8260B	10/03/2012 11:10	10/03/2012 11:22	SS
1330-20-7P/M	p- & m- Xylenes	ND		ug/L	0.090	1.0	1	EPA SW846-8260B	10/03/2012 11:10	10/03/2012 11:22	SS
99-87-6	p-Isopropyltoluene	ND		ug/L	0.044	0.50	1	EPA SW846-8260B	10/03/2012 11:10	10/03/2012 11:22	SS
135-98-8	sec-Butylbenzene	ND		ug/L	0.050	0.50	1	EPA SW846-8260B	10/03/2012 11:10	10/03/2012 11:22	SS
100-42-5	Styrene	ND		ug/L	0.043	0.50	1	EPA SW846-8260B	10/03/2012 11:10	10/03/2012 11:22	SS
98-06-6	tert-Butylbenzene	ND		ug/L	0.050	0.50	1	EPA SW846-8260B	10/03/2012 11:10	10/03/2012 11:22	SS
127-18-4	Tetrachloroethylene	ND		ug/L	0.070	0.50	1	EPA SW846-8260B	10/03/2012 11:10	10/03/2012 11:22	SS
108-88-3	Toluene	ND		ug/L	0.042	0.50	1	EPA SW846-8260B	10/03/2012 11:10	10/03/2012 11:22	SS
156-60-5	trans-1,2-Dichloroethylene	ND		ug/L	0.085	0.50	1	EPA SW846-8260B	10/03/2012 11:10	10/03/2012 11:22	SS
10061-02-6	trans-1,3-Dichloropropylene	ND		ug/L	0.060	0.50	1	EPA SW846-8260B	10/03/2012 11:10	10/03/2012 11:22	SS
79-01-6	Trichloroethylene	ND		ug/L	0.071	0.50	1	EPA SW846-8260B	10/03/2012 11:10	10/03/2012 11:22	SS
75-69-4	Trichlorofluoromethane	ND		ug/L	0.094	0.50	1	EPA SW846-8260B	10/03/2012 11:10	10/03/2012 11:22	SS
75-01-4	Vinyl Chloride	ND		ug/L	0.062	0.50	1	EPA SW846-8260B	10/03/2012 11:10	10/03/2012 11:22	SS
1330-20-7	Xylenes, Total	ND		ug/L	0.12	1.5	1	EPA SW846-8260B	10/03/2012 11:10	10/03/2012 11:22	SS
Surrogate Recoveries		Result	Acceptance Range								
17060-07-0	Surrogate: 1,2-Dichloroethane-d4	99.9 %	72.6-129								
460-00-4	Surrogate: p-Bromofluorobenzene	93.8 %	63.5-145								
2037-26-5	Surrogate: Toluene-d8	102 %	81.2-127								

Sample Information

Client Sample ID: WQ092712:1130NP2-10

York Sample ID: 12J0040-01

York Project (SDG) No.
12J0040

Client Project ID
Rowe Industries

Matrix
Water

Collection Date/Time
September 20, 2012 11:30 am

Date Received
09/28/2012

Iron, Dissolved by EPA 6010

Log-in Notes:

Sample Notes:

Sample Prepared by Method: EPA 3010A

CAS No.	Parameter	Result	Flag	Units	MDL	RL	Dilution	Reference Method	Date/Time Prepared	Date/Time Analyzed	Analyst
7439-89-6	Iron	0.0418		mg/L	0.0100	0.0100	1	EPA SW846-6010B	10/02/2012 14:47	10/02/2012 18:49	MW

Iron by EPA 200.7

Log-in Notes:

Sample Notes:

Sample Prepared by Method: EPA 3010A

CAS No.	Parameter	Result	Flag	Units	MDL	RL	Dilution	Reference Method	Date/Time Prepared	Date/Time Analyzed	Analyst
7439-89-6	Iron	0.855		mg/L	0.0100	0.0100	1	EPA 200.7	10/02/2012 14:47	10/02/2012 18:54	MW

Total Dissolved Solids

Log-in Notes:

Sample Notes: HT-02

Sample Prepared by Method: % Solids Prep

CAS No.	Parameter	Result	Flag	Units	MDL	RL	Dilution	Reference Method	Date/Time Prepared	Date/Time Analyzed	Analyst
	Total Dissolved Solids	121		mg/L	1.00	1.00	1	SM 2540C	10/03/2012 09:35	10/03/2012 09:35	ALD

Analytical Batch Summary

Batch ID: BJ20115 **Preparation Method:** % Solids Prep **Prepared By:** ALD

YORK Sample ID	Client Sample ID	Preparation Date
12J0040-01	WQ092712:1130NP2-10	10/03/12
BJ20115-BLK1	Blank	10/03/12
BJ20115-DUP1	Duplicate	10/03/12

Batch ID: BJ20129 **Preparation Method:** EPA 3010A **Prepared By:** MW

YORK Sample ID	Client Sample ID	Preparation Date
12J0038-01	WQ092712:1120NP2-6	10/02/12
12J0038-01	WQ092712:1120NP2-6	10/02/12
12J0038-02	WQ092712:1125NP2-7	10/02/12
12J0038-02	WQ092712:1125NP2-7	10/02/12
12J0040-01	WQ092712:1130NP2-10	10/02/12
12J0040-01	WQ092712:1130NP2-10	10/02/12
BJ20129-BLK1	Blank	10/02/12
BJ20129-BLK1	Blank	10/02/12
BJ20129-SRM1	Reference	10/02/12
BJ20129-SRM1	Reference	10/02/12

Batch ID: BJ20176 **Preparation Method:** EPA 5030B **Prepared By:** AY

YORK Sample ID	Client Sample ID	Preparation Date
12J0038-01	WQ092712:1120NP2-6	10/03/12
12J0038-02	WQ092712:1125NP2-7	10/03/12
12J0040-01	WQ092712:1130NP2-10	10/03/12
BJ20176-BLK1	Blank	10/03/12
BJ20176-BS1	LCS	10/03/12
BJ20176-BSD1	LCS Dup	10/03/12

Volatile Organic Compounds by EPA SW846-8260B - Quality Control Data

York Analytical Laboratories, Inc.

Analyte	Result	Reporting Limit	Units	Spike Level	Source* Result	%REC	%REC Limits	Flag	RPD	RPD Limit	Flag
---------	--------	--------------------	-------	----------------	-------------------	------	----------------	------	-----	--------------	------

Batch BJ20176 - EPA 5030B

Blank (BJ20176-BLK1)

Prepared & Analyzed: 10/03/2012

1,1,1,2-Tetrachloroethane	ND	0.50	ug/L								
1,1,1-Trichloroethane	ND	0.50	"								
1,1,2,2-Tetrachloroethane	ND	0.50	"								
1,1,2-Trichloro-1,2,2-trifluoroethane (Freon 113)	ND	0.50	"								
1,1,2-Trichloroethane	ND	0.50	"								
1,1-Dichloroethane	ND	0.50	"								
1,1-Dichloroethylene	ND	0.50	"								
1,1-Dichloropropylene	ND	0.50	"								
1,2,3-Trichlorobenzene	ND	2.0	"								
1,2,3-Trichloropropane	ND	0.50	"								
1,2,4-Trichlorobenzene	ND	2.0	"								
1,2,4-Trimethylbenzene	ND	0.50	"								
1,2-Dibromo-3-chloropropane	ND	2.0	"								
1,2-Dibromoethane	ND	0.50	"								
1,2-Dichlorobenzene	ND	0.50	"								
1,2-Dichloroethane	ND	0.50	"								
1,2-Dichloropropane	ND	0.50	"								
1,3,5-Trimethylbenzene	ND	0.50	"								
1,3-Dichlorobenzene	ND	0.50	"								
1,3-Dichloropropane	ND	0.50	"								
1,4-Dichlorobenzene	ND	0.50	"								
2,2-Dichloropropane	ND	0.50	"								
2-Chlorotoluene	ND	0.50	"								
2-Hexanone	ND	0.50	"								
4-Chlorotoluene	ND	0.50	"								
Acetone	1.8	2.0	"								
Benzene	ND	0.50	"								
Bromobenzene	ND	0.50	"								
Bromochloromethane	ND	0.50	"								
Bromodichloromethane	ND	0.50	"								
Bromoform	ND	0.50	"								
Bromomethane	ND	0.50	"								
Carbon tetrachloride	ND	0.50	"								
Chlorobenzene	ND	0.50	"								
Chloroethane	ND	0.50	"								
Chloroform	ND	0.50	"								
Chloromethane	ND	0.50	"								
cis-1,2-Dichloroethylene	ND	0.50	"								
cis-1,3-Dichloropropylene	ND	0.50	"								
Dibromochloromethane	ND	0.50	"								
Dibromomethane	ND	0.50	"								
Dichlorodifluoromethane	ND	0.50	"								
Ethyl Benzene	ND	0.50	"								
Hexachlorobutadiene	ND	0.50	"								
Isopropylbenzene	ND	0.50	"								
Methyl tert-butyl ether (MTBE)	ND	0.50	"								
Methylene chloride	1.0	2.0	"								
Naphthalene	ND	2.0	"								
n-Butylbenzene	ND	0.50	"								
n-Propylbenzene	ND	0.50	"								
o-Xylene	ND	0.50	"								
p- & m- Xylenes	ND	1.0	"								
p-Isopropyltoluene	ND	0.50	"								
sec-Butylbenzene	ND	0.50	"								

Volatile Organic Compounds by EPA SW846-8260B - Quality Control Data

York Analytical Laboratories, Inc.

Analyte	Result	Reporting Limit	Units	Spike Level	Source* Result	%REC Limits	%REC Limits	Flag	RPD	RPD Limit	Flag
---------	--------	--------------------	-------	----------------	-------------------	----------------	----------------	------	-----	--------------	------

Batch BJ20176 - EPA 5030B

Blank (BJ20176-BLK1)

Prepared & Analyzed: 10/03/2012

Styrene	ND	0.50	ug/L							
tert-Butylbenzene	ND	0.50	"							
Tetrachloroethylene	ND	0.50	"							
Toluene	ND	0.50	"							
trans-1,2-Dichloroethylene	ND	0.50	"							
trans-1,3-Dichloropropylene	ND	0.50	"							
Trichloroethylene	ND	0.50	"							
Trichlorofluoromethane	ND	0.50	"							
Vinyl Chloride	ND	0.50	"							
Xylenes, Total	ND	1.5	"							

<i>Surrogate: 1,2-Dichloroethane-d4</i>	9.85		"	10.0		98.5	72.6-129			
<i>Surrogate: p-Bromofluorobenzene</i>	9.68		"	10.0		96.8	63.5-145			
<i>Surrogate: Toluene-d8</i>	10.4		"	10.0		104	81.2-127			

LCS (BJ20176-BS1)

Prepared & Analyzed: 10/03/2012

1,1,1,2-Tetrachloroethane	10.3		ug/L	10.0		103	82.3-130			
1,1,1-Trichloroethane	11.0		"	10.0		110	75.6-137			
1,1,2,2-Tetrachloroethane	10.5		"	10.0		105	71.3-131			
1,1,2-Trichloro-1,2,2-trifluoroethane (Freon 113)	10.6		"	10.0		106	71.1-129			
1,1,2-Trichloroethane	10.9		"	10.0		109	74.5-129			
1,1-Dichloroethane	11.5		"	10.0		115	79.6-132			
1,1-Dichloroethylene	11.7		"	10.0		117	80.2-146			
1,1-Dichloropropylene	10.7		"	10.0		107	75-136			
1,2,3-Trichlorobenzene	10.0		"	10.0		100	66.1-136			
1,2,3-Trichloropropane	10.5		"	10.0		105	63-131			
1,2,4-Trichlorobenzene	9.54		"	10.0		95.4	70.6-136			
1,2,4-Trimethylbenzene	10.8		"	10.0		108	75.3-135			
1,2-Dibromo-3-chloropropane	10.0		"	10.0		100	58.9-140			
1,2-Dibromoethane	11.2		"	10.0		112	79-130			
1,2-Dichlorobenzene	9.61		"	10.0		96.1	76.1-122			
1,2-Dichloroethane	11.6		"	10.0		116	74.6-132			
1,2-Dichloropropane	10.7		"	10.0		107	76.9-129			
1,3,5-Trimethylbenzene	9.78		"	10.0		97.8	70.6-127			
1,3-Dichlorobenzene	9.25		"	10.0		92.5	77-124			
1,3-Dichloropropane	10.6		"	10.0		106	75.8-126			
1,4-Dichlorobenzene	9.40		"	10.0		94.0	76.6-125			
2,2-Dichloropropane	10.9		"	10.0		109	69-133			
2-Chlorotoluene	10.0		"	10.0		100	66.3-119			
2-Hexanone	10.4		"	10.0		104	70-130			
4-Chlorotoluene	9.79		"	10.0		97.9	69.2-127			
Acetone	10.9		"	10.0		109	70-130			
Benzene	11.0		"	10.0		110	76.2-129			
Bromobenzene	9.88		"	10.0		98.8	71.3-123			
Bromochloromethane	11.1		"	10.0		111	70.8-137			
Bromodichloromethane	11.0		"	10.0		110	79.7-134			
Bromoform	10.2		"	10.0		102	70.5-141			
Bromomethane	4.87		"	10.0		48.7	43.9-147			
Carbon tetrachloride	11.2		"	10.0		112	78.1-138			
Chlorobenzene	10.6		"	10.0		106	80.4-125			
Chloroethane	11.1		"	10.0		111	55.8-140			
Chloroform	10.8		"	10.0		108	76.6-133			
Chloromethane	10.1		"	10.0		101	48.8-115			
cis-1,2-Dichloroethylene	10.9		"	10.0		109	75.1-128			
cis-1,3-Dichloropropylene	11.0		"	10.0		110	74.5-128			

Volatile Organic Compounds by EPA SW846-8260B - Quality Control Data

York Analytical Laboratories, Inc.

Analyte	Result	Reporting Limit	Units	Spike Level	Source* Result	%REC Limits	Flag	RPD	RPD Limit	Flag
Batch BJ20176 - EPA 5030B										
LCS (BJ20176-BS1)										
Prepared & Analyzed: 10/03/2012										
Dibromochloromethane	10.7		ug/L	10.0		107			79.8-134	
Dibromomethane	11.1		"	10.0		111			79-130	
Dichlorodifluoromethane	8.75		"	10.0		87.5			47.1-101	
Ethyl Benzene	11.0		"	10.0		110			80.8-128	
Hexachlorobutadiene	9.47		"	10.0		94.7			64.8-128	
Isopropylbenzene	10.9		"	10.0		109			75.5-135	
Methyl tert-butyl ether (MTBE)	11.3		"	10.0		113			65.1-140	
Methylene chloride	10.1		"	10.0		101			61.3-120	
Naphthalene	10.4		"	10.0		104			62.3-148	
n-Butylbenzene	10.3		"	10.0		103			67.2-123	
n-Propylbenzene	9.93		"	10.0		99.3			70.5-127	
o-Xylene	10.4		"	10.0		104			75.9-122	
p- & m- Xylenes	21.9		"	20.0		110			77.7-127	
p-Isopropyltoluene	10.2		"	10.0		102			75.6-129	
sec-Butylbenzene	10.1		"	10.0		101			71.5-125	
Styrene	11.2		"	10.0		112			77.8-123	
tert-Butylbenzene	11.4		"	10.0		114			75.9-151	
Tetrachloroethylene	9.95		"	10.0		99.5			63.6-167	
Toluene	10.8		"	10.0		108			77-123	
trans-1,2-Dichloroethylene	11.1		"	10.0		111			76.3-139	
trans-1,3-Dichloropropylene	10.8		"	10.0		108			72.5-137	
Trichloroethylene	10.8		"	10.0		108			77.9-130	
Trichlorofluoromethane	10.6		"	10.0		106			57.4-133	
Vinyl Chloride	10.2		"	10.0		102			54.9-124	
<i>Surrogate: 1,2-Dichloroethane-d4</i>	<i>10.5</i>		<i>"</i>	<i>10.0</i>		<i>105</i>			<i>72.6-129</i>	
<i>Surrogate: p-Bromofluorobenzene</i>	<i>9.57</i>		<i>"</i>	<i>10.0</i>		<i>95.7</i>			<i>63.5-145</i>	
<i>Surrogate: Toluene-d8</i>	<i>10.2</i>		<i>"</i>	<i>10.0</i>		<i>102</i>			<i>81.2-127</i>	

Volatile Organic Compounds by EPA SW846-8260B - Quality Control Data

York Analytical Laboratories, Inc.

Analyte	Result	Reporting	Spike	Source*	%REC	%REC	Flag	RPD		
		Limit						Units	Level	Result
Batch BJ20176 - EPA 5030B										
LCS Dup (BJ20176-BSD1)										
Prepared & Analyzed: 10/03/2012										
1,1,1,2-Tetrachloroethane	10.4		ug/L	10.0	104	82.3-130		1.45	21.1	
1,1,1-Trichloroethane	10.9		"	10.0	109	75.6-137		1.09	19.7	
1,1,2,2-Tetrachloroethane	10.0		"	10.0	100	71.3-131		4.50	20.8	
1,1,2-Trichloro-1,2,2-trifluoroethane (Freon 113)	10.4		"	10.0	104	71.1-129		2.19	21.7	
1,1,2-Trichloroethane	10.2		"	10.0	102	74.5-129		6.24	20.3	
1,1-Dichloroethane	11.5		"	10.0	115	79.6-132		0.261	20.6	
1,1-Dichloroethylene	11.2		"	10.0	112	80.2-146		4.27	20	
1,1-Dichloropropylene	10.6		"	10.0	106	75-136		1.60	19.3	
1,2,3-Trichlorobenzene	9.81		"	10.0	98.1	66.1-136		2.42	21.6	
1,2,3-Trichloropropane	9.87		"	10.0	98.7	63-131		6.57	23.9	
1,2,4-Trichlorobenzene	9.56		"	10.0	95.6	70.6-136		0.209	21.7	
1,2,4-Trimethylbenzene	10.1		"	10.0	101	75.3-135		6.90	18.8	
1,2-Dibromo-3-chloropropane	10.0		"	10.0	100	58.9-140		0.499	27.7	
1,2-Dibromoethane	10.3		"	10.0	103	79-130		7.90	23	
1,2-Dichlorobenzene	9.60		"	10.0	96.0	76.1-122		0.104	19.8	
1,2-Dichloroethane	11.2		"	10.0	112	74.6-132		3.77	20.2	
1,2-Dichloropropane	10.5		"	10.0	105	76.9-129		1.51	20.7	
1,3,5-Trimethylbenzene	9.72		"	10.0	97.2	70.6-127		0.615	18.9	
1,3-Dichlorobenzene	9.41		"	10.0	94.1	77-124		1.71	19.2	
1,3-Dichloropropane	10.3		"	10.0	103	75.8-126		3.44	22.1	
1,4-Dichlorobenzene	9.48		"	10.0	94.8	76.6-125		0.847	18.6	
2,2-Dichloropropane	10.6		"	10.0	106	69-133		3.17	19.8	
2-Chlorotoluene	10.0		"	10.0	100	66.3-119		0.399	21.6	
2-Hexanone	9.67		"	10.0	96.7	70-130		7.08	30	
4-Chlorotoluene	9.89		"	10.0	98.9	69.2-127		1.02	19	
Acetone	11.2		"	10.0	112	70-130		2.89	30	
Benzene	10.9		"	10.0	109	76.2-129		1.19	19	
Bromobenzene	10.0		"	10.0	100	71.3-123		1.51	20.3	
Bromochloromethane	10.1		"	10.0	101	70.8-137		9.73	23.9	
Bromodichloromethane	10.7		"	10.0	107	79.7-134		2.68	21	
Bromoform	10.0		"	10.0	100	70.5-141		2.27	21.8	
Bromomethane	4.68		"	10.0	46.8	43.9-147		3.98	28.4	
Carbon tetrachloride	11.1		"	10.0	111	78.1-138		0.808	20.1	
Chlorobenzene	10.5		"	10.0	105	80.4-125		1.52	19.9	
Chloroethane	10.5		"	10.0	105	55.8-140		5.74	23.3	
Chloroform	10.7		"	10.0	107	76.6-133		0.558	20.3	
Chloromethane	9.72		"	10.0	97.2	48.8-115		4.23	24.5	
cis-1,2-Dichloroethylene	10.8		"	10.0	108	75.1-128		0.736	20.5	
cis-1,3-Dichloropropylene	10.6		"	10.0	106	74.5-128		3.53	19.9	
Dibromochloromethane	10.2		"	10.0	102	79.8-134		4.80	21.3	
Dibromomethane	10.5		"	10.0	105	79-130		6.30	22.4	
Dichlorodifluoromethane	8.65		"	10.0	86.5	47.1-101		1.15	23.9	
Ethyl Benzene	10.8		"	10.0	108	80.8-128		1.56	19.2	
Hexachlorobutadiene	9.62		"	10.0	96.2	64.8-128		1.57	20.6	
Isopropylbenzene	11.2		"	10.0	112	75.5-135		2.08	20	
Methyl tert-butyl ether (MTBE)	10.6		"	10.0	106	65.1-140		6.29	23.6	
Methylene chloride	9.81		"	10.0	98.1	61.3-120		3.01	20.4	
Naphthalene	9.52		"	10.0	95.2	62.3-148		8.84	27.1	
n-Butylbenzene	10.3		"	10.0	103	67.2-123		0.291	19.1	
n-Propylbenzene	10.1		"	10.0	101	70.5-127		1.50	23.4	
o-Xylene	10.4		"	10.0	104	75.9-122		0.0964	19.3	
p- & m- Xylenes	21.7		"	20.0	109	77.7-127		1.01	18.6	
p-Isopropyltoluene	10.3		"	10.0	103	75.6-129		0.586	19.1	
sec-Butylbenzene	10.3		"	10.0	103	71.5-125		1.76	18.9	

YORK

ANALYTICAL LABORATORIES, INC.

Volatile Organic Compounds by EPA SW846-8260B - Quality Control Data

York Analytical Laboratories, Inc.

Analyte	Result	Reporting Limit	Units	Spike Level	Source* Result	%REC	%REC Limits	Flag	RPD	RPD Limit	Flag
---------	--------	-----------------	-------	-------------	----------------	------	-------------	------	-----	-----------	------

Batch BJ20176 - EPA 5030B

LCS Dup (BJ20176-BSD1)

Prepared & Analyzed: 10/03/2012

Styrene	9.74		ug/L	10.0		97.4	77.8-123		13.9	20.9	
tert-Butylbenzene	11.4		"	10.0		114	75.9-151		0.438	20.9	
Tetrachloroethylene	9.72		"	10.0		97.2	63.6-167		2.34	27.7	
Toluene	10.8		"	10.0		108	77-123		0.464	18.7	
trans-1,2-Dichloroethylene	10.9		"	10.0		109	76.3-139		1.73	19.5	
trans-1,3-Dichloropropylene	10.3		"	10.0		103	72.5-137		4.72	19.3	
Trichloroethylene	10.7		"	10.0		107	77.9-130		1.30	20.5	
Trichlorofluoromethane	10.3		"	10.0		103	57.4-133		2.68	21.4	
Vinyl Chloride	9.82		"	10.0		98.2	54.9-124		3.70	22.3	
<i>Surrogate: 1,2-Dichloroethane-d4</i>	<i>10.3</i>		<i>"</i>	<i>10.0</i>		<i>103</i>	<i>72.6-129</i>				
<i>Surrogate: p-Bromofluorobenzene</i>	<i>9.99</i>		<i>"</i>	<i>10.0</i>		<i>99.9</i>	<i>63.5-145</i>				
<i>Surrogate: Toluene-d8</i>	<i>10.3</i>		<i>"</i>	<i>10.0</i>		<i>103</i>	<i>81.2-127</i>				

Metals by EPA 6000 Series Methods - Quality Control Data

York Analytical Laboratories, Inc.

Analyte	Result	Reporting Limit	Units	Spike Level	Source* Result	%REC	%REC Limits	Flag	RPD	RPD Limit	Flag
Batch BJ20129 - EPA 3010A											
Blank (BJ20129-BLK1)											
								Prepared & Analyzed: 10/02/2012			
Iron - Dissolved	ND	0.0100	mg/L								
Reference (BJ20129-SRM1)											
								Prepared & Analyzed: 10/02/2012			
Iron - Dissolved	0.250	0.0100	mg/L	0.274		91.2	86.9-115				

YORK

ANALYTICAL LABORATORIES, INC.

Metals by EPA 200 Series Methods - Quality Control Data

York Analytical Laboratories, Inc.

Analyte	Result	Reporting Limit	Units	Spike Level	Source* Result	%REC	%REC Limits	Flag	RPD	RPD Limit	Flag
Batch BJ20129 - EPA 3010A											
Blank (BJ20129-BLK1)								Prepared & Analyzed: 10/02/2012			
Iron	ND	0.0100	mg/L								
Reference (BJ20129-SRM1)								Prepared & Analyzed: 10/02/2012			
Iron	0.250	0.0100	mg/L	0.274		91.2	86.9-115				

Miscellaneous Physical/Conventional Chemistry Parameters - Quality Control Data

York Analytical Laboratories, Inc.

Analyte	Result	Reporting Limit	Units	Spike Level	Source* Result	%REC Limits	Flag	RPD	RPD Limit	Flag
Batch BJ20115 - % Solids Prep										
Blank (BJ20115-BLK1)							Prepared & Analyzed: 10/03/2012			
Total Dissolved Solids	ND	1.00	mg/L							
Duplicate (BJ20115-DUP1)							Prepared & Analyzed: 10/03/2012			
*Source sample: 12J0040-01 (WQ092712:1130NP2-10)										
Total Dissolved Solids	122	1.00	mg/L		121			0.823	15	

Notes and Definitions

J	Detected below the Reporting Limit but greater than or equal to the Method Detection Limit (MDL); therefore, the result is an estimated concentration.
HT-02	NON-COMPLIANT-This sample was received outside the EPA recommended holding time.
B	Analyte is found in the associated analysis batch blank. For volatiles, methylene chloride and acetone are common lab contaminants. Data users should consider anything <10x the blank value as artifact.
<hr/>	
ND	Analyte NOT DETECTED at the stated Reporting Limit (RL) or above.
RL	REPORTING LIMIT - the minimum reportable value based upon the lowest point in the analyte calibration curve.
MDL	METHOD DETECTION LIMIT - the minimum concentration that can be measured and reported with a 99% confidence that the concentration is greater than zero. If requested or required, a value reported below the RL and above the MDL is considered estimated and is noted with a "J" flag.
NR	Not reported
RPD	Relative Percent Difference
Wet	The data has been reported on an as-received (wet weight) basis
Low Bias	Low Bias flag indicates that the recovery of the flagged analyte is below the laboratory or regulatory lower control limit. The data user should take note that this analyte may be biased low but should evaluate multiple lines of evidence including the LCS and site-specific MS/MSD data to draw bias conclusions. In cases where no site-specific MS/MSD was requested, only the LCS data can be used to evaluate such bias.
High Bias	High Bias flag indicates that the recovery of the flagged analyte is above the laboratory or regulatory upper control limit. The data user should take note that this analyte may be biased high but should evaluate multiple lines of evidence including the LCS and site-specific MS/MSD data to draw bias conclusions. In cases where no site-specific MS/MSD was requested, only the LCS data can be used to evaluate such bias.
Non-Dir.	Non-dir. flag (Non-Directional Bias) indicates that the Relative Percent Difference (RPD) (a measure of precision) among the MS and MSD data is outside the laboratory or regulatory control limit. This alerts the data user where the MS and MSD are from site-specific samples that the RPD is high due to either non-homogeneous distribution of target analyte between the MS/MSD or indicates poor reproducibility for other reasons.

If EPA SW-846 method 8270 is included herein it is noted that the target compound N-nitrosodiphenylamine (NDPA) decomposes in the gas chromatographic inlet and cannot be separated from diphenylamine (DPA). These results could actually represent 100% DPA, 100% NDPA or some combination of the two. For this reason, York reports the combined result for n-nitrosodiphenylamine and diphenylamine for either of these compounds as a combined concentration as Diphenylamine.

If Total PCBs are detected and the target aroclors reported are "Not detected", the Total PCB value is reported due to the presence of either or both Aroclors 1262 and 1268 which are non-target aroclors for some regulatory lists.


2-chloroethylvinyl ether readily breaks down under acidic conditions. Samples that are acid preserved, including standards will exhibit breakdown. The data user should take note.

Field Chain-of-Custody Record

NOTE: York's Std. Terms & Conditions are listed on the back side of this document. This document serves as your written authorization to York to proceed with the analyses requested and your signature binds you to York's Std. Terms & Conditions.


YOUR INFORMATION Company: <u>LBG</u> Address: <u>4 Research Dr. Suite 301</u> <u>Shelton, CT 06484</u> Phone No. <u>263-929-8555</u> Contact Person: <u>Tunde Sandoz</u> E-Mail Address: <u>Tsandoz@lbg.com</u>		Report To: Company: <u>Same</u> Address: _____ Phone No. _____ Attention: _____ E-Mail Address: _____		Invoice To: Company: <u>Same</u> Address: _____ Phone No. _____ Attention: _____ E-Mail Address: _____		YOUR PROJECT ID <u>Reve Industries.</u> Purchase Order No. <u>MAB5A6.</u>		Turn-Around Time RUSH - Same Day <input type="checkbox"/> RUSH - Next Day <input type="checkbox"/> RUSH - Two Day <input type="checkbox"/> RUSH - Three Day <input type="checkbox"/> RUSH - Four Day <input type="checkbox"/> Standard (5-7 Days) <input checked="" type="checkbox"/>		Report Type Summary Report <input checked="" type="checkbox"/> <u>pdf</u> Summary w/ QA Summary <input checked="" type="checkbox"/> <u>pdf</u> CT RCP Package <input type="checkbox"/> CTRCP DQADUE Pkg <input type="checkbox"/> NY ASP A Package <input type="checkbox"/> NY ASP B Package <input type="checkbox"/> <u>10 only</u> <u>pdf</u> NIDEP Red. Deliv. <input type="checkbox"/> Electronic Data Deliverables (EDD) <input type="checkbox"/>	
------------------------------------------------------------------------------------------------------------------------------------------------------------------------------------------------------------------------------------------	--	-----------------------------------------------------------------------------------------------------------------------------	--	------------------------------------------------------------------------------------------------------------------------------	--	--------------------------------------------------------------------------------------------------	--	----------------------------------------------------------------------------------------------------------------------------------------------------------------------------------------------------------------------------------------------------------------------------------------------------------------	--	--------------------------------------------------------------------------------------------------------------------------------------------------------------------------------------------------------------------------------------------------------------------------------------------------------------------------------------------------------------------------------------------------------------------------------------------------------------------------------------	--

Print Clearly and Legibly. All Information must be complete. Samples will NOT be logged in and the turn-around time clock will not begin until any questions by York are resolved.

Samples Collected/Authorized By (Signature)

 Stephen Huet
 Name (printed)

Matrix Codes	Volatiles	Semit-Volatiles	Metals	Misc. Org.	Full Lists	Misc.
S - soil Other - specify (oil, etc.) WW - wastewater GW - groundwater DW - drinking water Air-A - ambient air Air-SV - soil vapor	8260 full 624 STARS list BTEX MTBE TCL list TAGM list CT RCP list Arom. only Halog. only App. IX list 8021B list	8270 or 625 STARS list BN Only Acids Only PAH list TAGM list CT RCP list TCL list NUDEP list App. IX TCLP BNA SPLP or TCLP	RCRA8 PP13 list TAL CT15 list TAGM list NUDEP list Total SPLP or TCLP TCLP Herb Chlordane 608 Pest 608 PCB	TPH GRO TPH DRO CT BTPH NY 310-13 TPH 1664 Site Spec. SPLP or TCLP TCLP Herb Chlordane 608 Pest 608 PCB	Full Poll. TCL Organics TAL MeaCN Full TCLP Full App. IX Part 300 Review Part 300/301a Part 300/301b Part 300/301c NYCDEP NYSDDEC TAGM	Commissivity Reactivity Ignitability Flash Point Sieve Anal. Heteroatoms TOX BTUMb. Aquatic Tox TOC Asbestos Silica

Sample Identification	Date Sampled	Sample Matrix	Choose Analyses Needed from the Menu Above and Enter Below	Container Description(s)
WQ092712: 1120NF2-6	9/23/12 1120	GW	Fe by EPA 800.71 Fe, Dissolved by EPA 6010 (SW846-6100) / VOCs, P260 List (EPA SW845-P260) plus from H3	2x 2P
WQ092712: 1125NF2-7	1125	GW	Fe by EPA 800.71 Fe, Dissolved by EPA 6010 (SW846-6100) / VOCs, P260 List (EPA SW845-P260) plus from H3	2x 2P
WQ092712: 1130NF2-10	1130	GW	Fe by EPA 800.71 Fe, Dissolved by EPA 6010 (SW846-6100) / VOCs, P260 List (EPA SW845-P260) plus from H3	2x 3P

Comments Preservation <input type="checkbox"/> Check those Applicable Special Instructions <input type="checkbox"/> Field Filled <input type="checkbox"/> Lab to Filler	4°C _____ Frozen _____ HCl _____ MeOH _____ HNO ₃ _____ NaOH _____ Ascorbic Acid _____ ZnAc _____ Other _____	Date/Time <u>9/29/12 1530</u> Date/Time <u>9-28-12 1635</u>	Date/Time <u>7/28/12 15:30</u> Date/Time <u>10/30/12 1635</u>	Temperature _____ on Receipt <u>4.0 °C</u>
	Samples Relinquished By  Date/Time <u>9/29/12 1530</u>	Samples Received By <u>Trace</u> Date/Time <u>9-28-12 1635</u>	Samples Relinquished By Date/Time _____	Samples Received in L.A.B. by Date/Time _____

YORK

ANALYTICAL LABORATORIES, INC.
120 RESEARCH DR. STRATFORD, CT 06615
(203) 325-1371 FAX (203) 357-0166

Field Chain-of-Custody Record

Page 1 of 1


NOTE: York's Std. Terms & Conditions are listed on the back side of this document. This document serves as your written authorization to York to proceed with the analyses requested and your signature binds you to York's Std. Terms & Conditions.

York Project No. 1250040

YOUR Information Company: <u>LBE</u> Address: <u>4 Research Dr, Suite 301</u> <u>Shelton, CT 06484</u> Phone No. <u>203-929-8555</u> Contact Person: <u>Tunde Sandoz</u> E-Mail Address: <u>Tsandoz@lbcct.com</u>		Report To: Company: <u>Same</u> Address: _____ Phone No. _____ Attention: _____ E-Mail Address: _____		Invoice To: Company: <u>Same</u> Address: _____ Phone No. _____ Attention: _____ E-Mail Address: _____		YOUR Project ID Name: <u>Rowe Industries</u> Purchase Order No.: <u>NAB5A6</u> Samples from: CT <u>NY</u> X NJ _____		Turn-Around Time RUSH - Same Day <input type="checkbox"/> RUSH - Next Day <input type="checkbox"/> RUSH - Two Day <input type="checkbox"/> RUSH - Three Day <input type="checkbox"/> RUSH - Four Day <input type="checkbox"/> Standard (5-7 Days) <input checked="" type="checkbox"/>		Report Type Summary Report <u>X</u> pdf Summary w/ QA Summary <u>X</u> pdf CT RCP Package _____ CT RCP DOA/DUE Pkg _____ NY ASP A Package _____ NY ASP B Package <u>NY-10 only</u> pdf NIDEP Red. Deliv. _____ Electronic Data Deliverables (EDD) _____	
--------------------------------------------------------------------------------------------------------------------------------------------------------------------------------------------------------------------------------------------	--	-----------------------------------------------------------------------------------------------------------------------------	--	------------------------------------------------------------------------------------------------------------------------------	--	--------------------------------------------------------------------------------------------------------------------------------------	--	----------------------------------------------------------------------------------------------------------------------------------------------------------------------------------------------------------------------------------------------------------------------------------------------------------------	--	----------------------------------------------------------------------------------------------------------------------------------------------------------------------------------------------------------------------------------------------------------------------------------------	--

Print Clearly and Legibly. All Information must be completed. Samples will NOT be logged in and the turn-around time clock will not begin until any questions by York are resolved.

Matrix Codes:
 S - soil
 Other - specify (oil, etc.)
 WW - wastewater
 GW - groundwater
 DW - drinking water
 Air-A - ambient air
 Air-SV - soil vapor

Samples Collected/Authorized By (Signature):

 Name (printed): Stephen Huet

Sample Identification	Date Sampled	Sample Matrix	Choose Analyses Needed from the Menu Above and Enter Below	Container Description(s)
WQ092712: 17ZNP2-6	9/27/12 1120	GW	Fe by EPA 800-77Fe, Dissolved by EPA 8010 (SW 846-6010) 1705, P&G list (EPA SW 845-8200), plus from 13	ZY 2P
WQ092712: 11ZSNP2-7	1125	GW		ZY 2P
WQ092712: 11ZSNP2-10	1130	GW	Fe by EPA 800-77Fe, Dissolved by EPA 8010 (SW 846-6010) 1705, P&G list (EPA SW 845-8200), plus from 13 / TDS (SH 2540E)	ZY 3P

Comments: _____

Preservation: _____
 Check those Applicable:
 Special Instructions:
 Field Filtered
 Lab to Filter

4°C _____ Frozen _____ HCl _____ HNO₃ _____ H₂O₂ _____ NaOH _____
 MeOH _____ Ascorbic Acid _____ Other _____
 ZnAc _____

Samples Relinquished By: [Signature] Date/Time: 9/28/12 1532
 Samples Received By: [Signature] Date/Time: 9-28-12 1635
 Temperature on Receipt: 4.0 °C

APPENDIX II
SEPTEMBER 2012 LABORATORY ANALYTICAL REPORTS
FOR FSP&T AND FP&T RECOVERY WELLS

YORK

ANALYTICAL LABORATORIES, INC.

Technical Report

prepared for:

Leggette Brashears & Graham Shelton Office

4 Research Drive, Suite 301

Shelton CT, 06484

Attention: Tunde Sandor

Report Date: 09/13/2012

Client Project ID: ROWE INDUSTRIES

York Project (SDG) No.: 12I0199

CT License No. PH-0723

New Jersey License No. CT-005



New York License No. 10854

PA License No. 68-04440

Report Date: 09/13/2012
Client Project ID: ROWE INDUSTRIES
York Project (SDG) No.: 12I0199

Leggette Brashears & Graham Shelton Office
4 Research Drive, Suite 301
Shelton CT, 06484
Attention: Tunde Sandor

Purpose and Results

This report contains the analytical data for the sample(s) identified on the attached chain-of-custody received in our laboratory on September 05, 2012 and listed below. The project was identified as your project: **ROWE INDUSTRIES**.

The analyses were conducted utilizing appropriate EPA, Standard Methods, and ASTM methods as detailed in the data summary tables.

All samples were received in proper condition meeting the customary acceptance requirements for environmental samples except those indicated under the Notes section of this report.

All analyses met the method and laboratory standard operating procedure requirements except as indicated by any data flags, the meaning of which are explained in the attachment to this report, and case narrative if applicable.

The results of the analyses, which are all reported on dry weight basis (soils) unless otherwise noted, are detailed in the following pages.

Please contact Client Services at 203.325.1371 with any questions regarding this report.

<u>York Sample ID</u>	<u>Client Sample ID</u>	<u>Matrix</u>	<u>Date Collected</u>	<u>Date Received</u>
12I0199-01	FRW-1	Water	09/04/2012	09/05/2012
12I0199-02	FRW-2	Water	09/04/2012	09/05/2012
12I0199-03	MW-98-05A	Water	09/04/2012	09/05/2012
12I0199-04	FRW-3	Water	09/04/2012	09/05/2012
12I0199-05	FRW-4	Water	09/04/2012	09/05/2012

General Notes for York Project (SDG) No.: 12I0199

1. The RLs and MDLs (Reporting Limit and Method Detection Limit respectively) reported are adjusted for any dilution necessary due to the levels of target and/or non-target analytes and matrix interference. The RL(REPORTING LIMIT) is based upon the lowest standard utilized for the calibration where applicable.
2. Samples are retained for a period of thirty days after submittal of report, unless other arrangements are made.
3. York's liability for the above data is limited to the dollar value paid to York for the referenced project.
4. This report shall not be reproduced without the written approval of York Analytical Laboratories, Inc.
5. All samples were received in proper condition for analysis with proper documentation, unless otherwise noted.
6. All analyses conducted met method or Laboratory SOP requirements. See the Qualifiers and/or Narrative sections for further information.
7. It is noted that no analyses reported herein were subcontracted to another laboratory, unless noted in the report.
8. This report reflects results that relate only to the samples submitted on the attached chain-of-custody form(s) received by York.

Approved By:



Date: 09/13/2012

Robert Q. Bradley
Executive Vice President / Laboratory Director

YORK

Sample Information

Client Sample ID: FRW-1

York Sample ID: 1210199-01

York Project (SDG) No.
1210199

Client Project ID
ROWE INDUSTRIES

Matrix
Water

Collection Date/Time
September 4, 2012 10:35 am

Date Received
09/05/2012

Volatile Organics, 8260 List - Low Level

Log-in Notes:

Sample Notes:

Sample Prepared by Method: EPA 5030B

CAS No.	Parameter	Result	Flag	Units	MDL	RL	Dilution	Reference Method	Date/Time Prepared	Date/Time Analyzed	Analyst
630-20-6	1,1,1,2-Tetrachloroethane	ND		ug/L	0.071	0.50	1	EPA SW846-8260B	09/10/2012 23:38	09/10/2012 23:38	SS
71-55-6	1,1,1-Trichloroethane	4.8		ug/L	0.024	0.50	1	EPA SW846-8260B	09/10/2012 23:38	09/10/2012 23:38	SS
79-34-5	1,1,2,2-Tetrachloroethane	ND		ug/L	0.17	0.50	1	EPA SW846-8260B	09/10/2012 23:38	09/10/2012 23:38	SS
76-13-1	1,2-Trichloro-1,2,2-trifluoroethane (Freon 113)	ND		ug/L	0.074	0.50	1	EPA SW846-8260B	09/10/2012 23:38	09/10/2012 23:38	SS
79-00-5	1,1,2-Trichloroethane	ND		ug/L	0.070	0.50	1	EPA SW846-8260B	09/10/2012 23:38	09/10/2012 23:38	SS
75-34-3	1,1-Dichloroethane	1.3		ug/L	0.044	0.50	1	EPA SW846-8260B	09/10/2012 23:38	09/10/2012 23:38	SS
75-35-4	1,1-Dichloroethylene	0.17	J	ug/L	0.044	0.50	1	EPA SW846-8260B	09/10/2012 23:38	09/10/2012 23:38	SS
563-58-6	1,1-Dichloropropylene	ND		ug/L	0.11	0.50	1	EPA SW846-8260B	09/10/2012 23:38	09/10/2012 23:38	SS
87-61-6	1,2,3-Trichlorobenzene	ND		ug/L	0.12	2.0	1	EPA SW846-8260B	09/10/2012 23:38	09/10/2012 23:38	SS
96-18-4	1,2,3-Trichloropropane	ND		ug/L	0.17	0.50	1	EPA SW846-8260B	09/10/2012 23:38	09/10/2012 23:38	SS
120-82-1	1,2,4-Trichlorobenzene	ND		ug/L	0.11	2.0	1	EPA SW846-8260B	09/10/2012 23:38	09/10/2012 23:38	SS
95-63-6	1,2,4-Trimethylbenzene	ND		ug/L	0.068	0.50	1	EPA SW846-8260B	09/10/2012 23:38	09/10/2012 23:38	SS
96-12-8	1,2-Dibromo-3-chloropropane	ND		ug/L	0.46	2.0	1	EPA SW846-8260B	09/10/2012 23:38	09/10/2012 23:38	SS
106-93-4	1,2-Dibromoethane	ND		ug/L	0.15	0.50	1	EPA SW846-8260B	09/10/2012 23:38	09/10/2012 23:38	SS
95-50-1	1,2-Dichlorobenzene	ND		ug/L	0.071	0.50	1	EPA SW846-8260B	09/10/2012 23:38	09/10/2012 23:38	SS
107-06-2	1,2-Dichloroethane	ND		ug/L	0.12	0.50	1	EPA SW846-8260B	09/10/2012 23:38	09/10/2012 23:38	SS
78-87-5	1,2-Dichloropropane	ND		ug/L	0.051	0.50	1	EPA SW846-8260B	09/10/2012 23:38	09/10/2012 23:38	SS
108-67-8	1,3,5-Trimethylbenzene	ND		ug/L	0.059	0.50	1	EPA SW846-8260B	09/10/2012 23:38	09/10/2012 23:38	SS
541-73-1	1,3-Dichlorobenzene	ND		ug/L	0.048	0.50	1	EPA SW846-8260B	09/10/2012 23:38	09/10/2012 23:38	SS
142-28-9	1,3-Dichloropropane	ND		ug/L	0.12	0.50	1	EPA SW846-8260B	09/10/2012 23:38	09/10/2012 23:38	SS
106-46-7	1,4-Dichlorobenzene	ND		ug/L	0.048	0.50	1	EPA SW846-8260B	09/10/2012 23:38	09/10/2012 23:38	SS
594-20-7	2,2-Dichloropropane	ND		ug/L	0.096	0.50	1	EPA SW846-8260B	09/10/2012 23:38	09/10/2012 23:38	SS
95-49-8	2-Chlorotoluene	ND		ug/L	0.084	0.50	1	EPA SW846-8260B	09/10/2012 23:38	09/10/2012 23:38	SS
591-78-6	2-Hexanone	ND		ug/L	0.24	0.50	1	EPA SW846-8260B	09/10/2012 23:38	09/10/2012 23:38	SS
106-43-4	4-Chlorotoluene	ND		ug/L	0.072	0.50	1	EPA SW846-8260B	09/10/2012 23:38	09/10/2012 23:38	SS
67-64-1	Acetone	2.4	B	ug/L	0.90	2.0	1	EPA SW846-8260B	09/10/2012 23:38	09/10/2012 23:38	SS
71-43-2	Benzene	ND		ug/L	0.044	0.50	1	EPA SW846-8260B	09/10/2012 23:38	09/10/2012 23:38	SS
108-86-1	Bromobenzene	ND		ug/L	0.081	0.50	1	EPA SW846-8260B	09/10/2012 23:38	09/10/2012 23:38	SS
74-97-5	Bromochloromethane	ND		ug/L	0.10	0.50	1	EPA SW846-8260B	09/10/2012 23:38	09/10/2012 23:38	SS
75-27-4	Bromodichloromethane	ND		ug/L	0.054	0.50	1	EPA SW846-8260B	09/10/2012 23:38	09/10/2012 23:38	SS
75-25-2	Bromoform	ND		ug/L	0.079	0.50	1	EPA SW846-8260B	09/10/2012 23:38	09/10/2012 23:38	SS
74-83-9	Bromomethane	0.32	J	ug/L	0.20	0.50	1	EPA SW846-8260B	09/10/2012 23:38	09/10/2012 23:38	SS
56-23-5	Carbon tetrachloride	ND		ug/L	0.085	0.50	1	EPA SW846-8260B	09/10/2012 23:38	09/10/2012 23:38	SS
108-90-7	Chlorobenzene	ND		ug/L	0.063	0.50	1	EPA SW846-8260B	09/10/2012 23:38	09/10/2012 23:38	SS

Sample Information

Client Sample ID: FRW-1

York Sample ID: 1210199-01

York Project (SDG) No.
1210199

Client Project ID
ROWE INDUSTRIES

Matrix
Water

Collection Date/Time
September 4, 2012 10:35 am

Date Received
09/05/2012

Volatile Organics, 8260 List - Low Level

Log-in Notes:

Sample Notes:

Sample Prepared by Method: EPA 5030B

CAS No.	Parameter	Result	Flag	Units	MDL	RL	Dilution	Reference Method	Date/Time Prepared	Date/Time Analyzed	Analyst
75-00-3	Chloroethane	ND		ug/L	0.090	0.50	1	EPA SW846-8260B	09/10/2012 23:38	09/10/2012 23:38	SS
67-66-3	Chloroform	ND		ug/L	0.079	0.50	1	EPA SW846-8260B	09/10/2012 23:38	09/10/2012 23:38	SS
74-87-3	Chloromethane	ND		ug/L	0.076	0.50	1	EPA SW846-8260B	09/10/2012 23:38	09/10/2012 23:38	SS
156-59-2	cis-1,2-Dichloroethylene	130		ug/L	0.34	2.5	5	EPA SW846-8260B	09/10/2012 23:38	09/12/2012 16:45	SS
10061-01-5	cis-1,3-Dichloropropylene	ND		ug/L	0.067	0.50	1	EPA SW846-8260B	09/10/2012 23:38	09/10/2012 23:38	SS
124-48-1	Dibromochloromethane	ND		ug/L	0.053	0.50	1	EPA SW846-8260B	09/10/2012 23:38	09/10/2012 23:38	SS
74-95-3	Dibromomethane	ND		ug/L	0.12	0.50	1	EPA SW846-8260B	09/10/2012 23:38	09/10/2012 23:38	SS
75-71-8	Dichlorodifluoromethane	ND		ug/L	0.092	0.50	1	EPA SW846-8260B	09/10/2012 23:38	09/10/2012 23:38	SS
100-41-4	Ethyl Benzene	0.23	J	ug/L	0.057	0.50	1	EPA SW846-8260B	09/10/2012 23:38	09/10/2012 23:38	SS
87-68-3	Hexachlorobutadiene	ND		ug/L	0.12	0.50	1	EPA SW846-8260B	09/10/2012 23:38	09/10/2012 23:38	SS
98-82-8	Isopropylbenzene	ND		ug/L	0.056	0.50	1	EPA SW846-8260B	09/10/2012 23:38	09/10/2012 23:38	SS
1634-04-4	Methyl tert-butyl ether (MTBE)	ND		ug/L	0.48	0.50	1	EPA SW846-8260B	09/10/2012 23:38	09/10/2012 23:38	SS
75-09-2	Methylene chloride	ND		ug/L	0.26	2.0	1	EPA SW846-8260B	09/10/2012 23:38	09/10/2012 23:38	SS
91-20-3	Naphthalene	ND		ug/L	0.090	2.0	1	EPA SW846-8260B	09/10/2012 23:38	09/10/2012 23:38	SS
104-51-8	n-Butylbenzene	ND		ug/L	0.083	0.50	1	EPA SW846-8260B	09/10/2012 23:38	09/10/2012 23:38	SS
103-65-1	n-Propylbenzene	ND		ug/L	0.068	0.50	1	EPA SW846-8260B	09/10/2012 23:38	09/10/2012 23:38	SS
95-47-6	o-Xylene	ND		ug/L	0.050	0.50	1	EPA SW846-8260B	09/10/2012 23:38	09/10/2012 23:38	SS
1330-20-7P/M	p- & m- Xylenes	ND		ug/L	0.090	1.0	1	EPA SW846-8260B	09/10/2012 23:38	09/10/2012 23:38	SS
99-87-6	p-Isopropyltoluene	ND		ug/L	0.044	0.50	1	EPA SW846-8260B	09/10/2012 23:38	09/10/2012 23:38	SS
135-98-8	sec-Butylbenzene	ND		ug/L	0.050	0.50	1	EPA SW846-8260B	09/10/2012 23:38	09/10/2012 23:38	SS
100-42-5	Styrene	ND		ug/L	0.043	0.50	1	EPA SW846-8260B	09/10/2012 23:38	09/10/2012 23:38	SS
98-06-6	tert-Butylbenzene	ND		ug/L	0.050	0.50	1	EPA SW846-8260B	09/10/2012 23:38	09/10/2012 23:38	SS
127-18-4	Tetrachloroethylene	130		ug/L	0.35	2.5	5	EPA SW846-8260B	09/10/2012 23:38	09/12/2012 16:45	SS
108-88-3	Toluene	ND		ug/L	0.042	0.50	1	EPA SW846-8260B	09/10/2012 23:38	09/10/2012 23:38	SS
156-60-5	trans-1,2-Dichloroethylene	0.35	J	ug/L	0.085	0.50	1	EPA SW846-8260B	09/10/2012 23:38	09/10/2012 23:38	SS
10061-02-6	trans-1,3-Dichloropropylene	ND		ug/L	0.060	0.50	1	EPA SW846-8260B	09/10/2012 23:38	09/10/2012 23:38	SS
79-01-6	Trichloroethylene	38		ug/L	0.071	0.50	1	EPA SW846-8260B	09/10/2012 23:38	09/10/2012 23:38	SS
75-69-4	Trichlorofluoromethane	ND		ug/L	0.094	0.50	1	EPA SW846-8260B	09/10/2012 23:38	09/10/2012 23:38	SS
75-01-4	Vinyl Chloride	ND		ug/L	0.062	0.50	1	EPA SW846-8260B	09/10/2012 23:38	09/10/2012 23:38	SS
1330-20-7	Xylenes, Total	ND		ug/L	0.12	1.5	1	EPA SW846-8260B	09/10/2012 23:38	09/10/2012 23:38	SS
Surrogate Recoveries		Result	Acceptance Range								
17060-07-0	Surrogate: 1,2-Dichloroethane-d4	108 %	72.6-129								
460-00-4	Surrogate: p-Bromofluorobenzene	90.9 %	63.5-145								
2037-26-5	Surrogate: Toluene-d8	96.4 %	81.2-127								

Sample Information

Client Sample ID: FRW-1

York Sample ID: 1210199-01

York Project (SDG) No.
1210199

Client Project ID
ROWE INDUSTRIES

Matrix
Water

Collection Date/Time
September 4, 2012 10:35 am

Date Received
09/05/2012

Iron, Dissolved by EPA 6010

Log-in Notes:

Sample Notes:

Sample Prepared by Method: EPA 3010A

CAS No.	Parameter	Result	Flag	Units	MDL	RL	Dilution	Reference Method	Date/Time Prepared	Date/Time Analyzed	Analyst
7439-89-6	Iron	ND		mg/L	0.0100	0.0100	1	EPA SW846-6010B	09/10/2012 16:00	09/10/2012 19:39	MW

Iron by EPA 200.7

Log-in Notes:

Sample Notes:

Sample Prepared by Method: EPA 3010A

CAS No.	Parameter	Result	Flag	Units	MDL	RL	Dilution	Reference Method	Date/Time Prepared	Date/Time Analyzed	Analyst
7439-89-6	Iron	4.17		mg/L	0.0100	0.0100	1	EPA 200.7	09/10/2012 16:00	09/10/2012 19:44	MW

Manganese by EPA 200.7

Log-in Notes:

Sample Notes:

Sample Prepared by Method: EPA 3010A

CAS No.	Parameter	Result	Flag	Units	MDL	RL	Dilution	Reference Method	Date/Time Prepared	Date/Time Analyzed	Analyst
7439-96-5	Manganese	0.147		mg/L	0.00200	0.00500	1	EPA 200.7	09/10/2012 16:00	09/10/2012 19:44	MW

Nitrate (as N)

Log-in Notes:

Sample Notes:

Sample Prepared by Method: EPA 300

CAS No.	Parameter	Result	Flag	Units	MDL	RL	Dilution	Reference Method	Date/Time Prepared	Date/Time Analyzed	Analyst
14797-55-8	Nitrate as N	0.210		mg/L	0.0120	0.0500	1	EPA 300	09/06/2012 18:01	09/06/2012 18:01	AD

Sulfate as SO4

Log-in Notes:

Sample Notes:

Sample Prepared by Method: EPA 300

CAS No.	Parameter	Result	Flag	Units	MDL	RL	Dilution	Reference Method	Date/Time Prepared	Date/Time Analyzed	Analyst
14808-79-8	Sulfate	6.38		mg/L	0.0860	1.00	1	EPA Method 300.0	09/06/2012 18:01	09/06/2012 18:01	AD

Chemical Oxygen Demand (COD)

Log-in Notes:

Sample Notes:

Sample Prepared by Method: Analysis Preparation

CAS No.	Parameter	Result	Flag	Units	MDL	RL	Dilution	Reference Method	Date/Time Prepared	Date/Time Analyzed	Analyst
	Chemical Oxygen Demand (COD)	ND		mg/L	10	10	1	SM 5220 B	09/12/2012 13:19	09/12/2012 13:19	AA

Total Organic Carbon

Log-in Notes:

Sample Notes:

Sample Prepared by Method: Analysis Preparation

CAS No.	Parameter	Result	Flag	Units	MDL	RL	Dilution	Reference Method	Date/Time Prepared	Date/Time Analyzed	Analyst
	Total Organic Carbon (TOC)	2.41		mg/L	1.00	1.00	1	SM 5310C	09/11/2012 09:43	09/12/2012 08:38	AMC

Sample Information

Client Sample ID: FRW-2

York Sample ID: 1210199-02

York Project (SDG) No.
1210199

Client Project ID
ROWE INDUSTRIES

Matrix
Water

Collection Date/Time
September 4, 2012 11:30 am

Date Received
09/05/2012

Volatile Organics, 8260 List - Low Level

Log-in Notes:

Sample Notes:

Sample Prepared by Method: EPA 5030B

CAS No.	Parameter	Result	Flag	Units	MDL	RL	Dilution	Reference Method	Date/Time Prepared	Date/Time Analyzed	Analyst
---------	-----------	--------	------	-------	-----	----	----------	------------------	--------------------	--------------------	---------

Sample Information

Client Sample ID: FRW-2

York Sample ID: 1210199-02

York Project (SDG) No.
1210199

Client Project ID
ROWE INDUSTRIES

Matrix
Water

Collection Date/Time
September 4, 2012 11:30 am

Date Received
09/05/2012

Volatile Organics, 8260 List - Low Level

Log-in Notes:

Sample Notes:

Sample Prepared by Method: EPA 5030B

CAS No.	Parameter	Result	Flag	Units	MDL	RL	Dilution	Reference Method	Date/Time Prepared	Date/Time Analyzed	Analyst
630-20-6	1,1,1,2-Tetrachloroethane	ND		ug/L	0.071	0.50	1	EPA SW846-8260B	09/11/2012 00:15	09/11/2012 00:15	SS
71-55-6	1,1,1-Trichloroethane	0.43	J	ug/L	0.024	0.50	1	EPA SW846-8260B	09/11/2012 00:15	09/11/2012 00:15	SS
79-34-5	1,1,2,2-Tetrachloroethane	ND		ug/L	0.17	0.50	1	EPA SW846-8260B	09/11/2012 00:15	09/11/2012 00:15	SS
76-13-1	1,1,2-Trichloro-1,2,2-trifluoroethane (Freon 113)	ND		ug/L	0.074	0.50	1	EPA SW846-8260B	09/11/2012 00:15	09/11/2012 00:15	SS
79-00-5	1,1,2-Trichloroethane	ND		ug/L	0.070	0.50	1	EPA SW846-8260B	09/11/2012 00:15	09/11/2012 00:15	SS
75-34-3	1,1-Dichloroethane	0.16	J	ug/L	0.044	0.50	1	EPA SW846-8260B	09/11/2012 00:15	09/11/2012 00:15	SS
75-35-4	1,1-Dichloroethylene	ND		ug/L	0.044	0.50	1	EPA SW846-8260B	09/11/2012 00:15	09/11/2012 00:15	SS
563-58-6	1,1-Dichloropropylene	ND		ug/L	0.11	0.50	1	EPA SW846-8260B	09/11/2012 00:15	09/11/2012 00:15	SS
87-61-6	1,2,3-Trichlorobenzene	ND		ug/L	0.12	2.0	1	EPA SW846-8260B	09/11/2012 00:15	09/11/2012 00:15	SS
96-18-4	1,2,3-Trichloropropane	ND		ug/L	0.17	0.50	1	EPA SW846-8260B	09/11/2012 00:15	09/11/2012 00:15	SS
120-82-1	1,2,4-Trichlorobenzene	ND		ug/L	0.11	2.0	1	EPA SW846-8260B	09/11/2012 00:15	09/11/2012 00:15	SS
95-63-6	1,2,4-Trimethylbenzene	ND		ug/L	0.068	0.50	1	EPA SW846-8260B	09/11/2012 00:15	09/11/2012 00:15	SS
96-12-8	1,2-Dibromo-3-chloropropane	ND		ug/L	0.46	2.0	1	EPA SW846-8260B	09/11/2012 00:15	09/11/2012 00:15	SS
106-93-4	1,2-Dibromoethane	ND		ug/L	0.15	0.50	1	EPA SW846-8260B	09/11/2012 00:15	09/11/2012 00:15	SS
95-50-1	1,2-Dichlorobenzene	ND		ug/L	0.071	0.50	1	EPA SW846-8260B	09/11/2012 00:15	09/11/2012 00:15	SS
107-06-2	1,2-Dichloroethane	ND		ug/L	0.12	0.50	1	EPA SW846-8260B	09/11/2012 00:15	09/11/2012 00:15	SS
78-87-5	1,2-Dichloropropane	ND		ug/L	0.051	0.50	1	EPA SW846-8260B	09/11/2012 00:15	09/11/2012 00:15	SS
108-67-8	1,3,5-Trimethylbenzene	ND		ug/L	0.059	0.50	1	EPA SW846-8260B	09/11/2012 00:15	09/11/2012 00:15	SS
541-73-1	1,3-Dichlorobenzene	ND		ug/L	0.048	0.50	1	EPA SW846-8260B	09/11/2012 00:15	09/11/2012 00:15	SS
142-28-9	1,3-Dichloropropane	ND		ug/L	0.12	0.50	1	EPA SW846-8260B	09/11/2012 00:15	09/11/2012 00:15	SS
106-46-7	1,4-Dichlorobenzene	ND		ug/L	0.048	0.50	1	EPA SW846-8260B	09/11/2012 00:15	09/11/2012 00:15	SS
594-20-7	2,2-Dichloropropane	ND		ug/L	0.096	0.50	1	EPA SW846-8260B	09/11/2012 00:15	09/11/2012 00:15	SS
95-49-8	2-Chlorotoluene	ND		ug/L	0.084	0.50	1	EPA SW846-8260B	09/11/2012 00:15	09/11/2012 00:15	SS
591-78-6	2-Hexanone	ND		ug/L	0.24	0.50	1	EPA SW846-8260B	09/11/2012 00:15	09/11/2012 00:15	SS
106-43-4	4-Chlorotoluene	ND		ug/L	0.072	0.50	1	EPA SW846-8260B	09/11/2012 00:15	09/11/2012 00:15	SS
67-64-1	Acetone	3.5	B	ug/L	0.90	2.0	1	EPA SW846-8260B	09/11/2012 00:15	09/11/2012 00:15	SS
71-43-2	Benzene	0.33	J	ug/L	0.044	0.50	1	EPA SW846-8260B	09/11/2012 00:15	09/11/2012 00:15	SS
108-86-1	Bromobenzene	ND		ug/L	0.081	0.50	1	EPA SW846-8260B	09/11/2012 00:15	09/11/2012 00:15	SS
74-97-5	Bromochloromethane	ND		ug/L	0.10	0.50	1	EPA SW846-8260B	09/11/2012 00:15	09/11/2012 00:15	SS
75-27-4	Bromodichloromethane	ND		ug/L	0.054	0.50	1	EPA SW846-8260B	09/11/2012 00:15	09/11/2012 00:15	SS
75-25-2	Bromoform	ND		ug/L	0.079	0.50	1	EPA SW846-8260B	09/11/2012 00:15	09/11/2012 00:15	SS
74-83-9	Bromomethane	ND		ug/L	0.20	0.50	1	EPA SW846-8260B	09/11/2012 00:15	09/11/2012 00:15	SS
56-23-5	Carbon tetrachloride	ND		ug/L	0.085	0.50	1	EPA SW846-8260B	09/11/2012 00:15	09/11/2012 00:15	SS
108-90-7	Chlorobenzene	ND		ug/L	0.063	0.50	1	EPA SW846-8260B	09/11/2012 00:15	09/11/2012 00:15	SS

Sample Information

Client Sample ID: FRW-2

York Sample ID: 1210199-02

York Project (SDG) No.
1210199

Client Project ID
ROWE INDUSTRIES

Matrix
Water

Collection Date/Time
September 4, 2012 11:30 am

Date Received
09/05/2012

Volatile Organics, 8260 List - Low Level

Log-in Notes:

Sample Notes:

Sample Prepared by Method: EPA 5030B

CAS No.	Parameter	Result	Flag	Units	MDL	RL	Dilution	Reference Method	Date/Time Prepared	Date/Time Analyzed	Analyst
75-00-3	Chloroethane	ND		ug/L	0.090	0.50	1	EPA SW846-8260B	09/11/2012 00:15	09/11/2012 00:15	SS
67-66-3	Chloroform	0.48	J	ug/L	0.079	0.50	1	EPA SW846-8260B	09/11/2012 00:15	09/11/2012 00:15	SS
74-87-3	Chloromethane	ND		ug/L	0.076	0.50	1	EPA SW846-8260B	09/11/2012 00:15	09/11/2012 00:15	SS
156-59-2	cis-1,2-Dichloroethylene	68		ug/L	0.34	2.5	5	EPA SW846-8260B	09/11/2012 00:15	09/12/2012 17:22	SS
10061-01-5	cis-1,3-Dichloropropylene	ND		ug/L	0.067	0.50	1	EPA SW846-8260B	09/11/2012 00:15	09/11/2012 00:15	SS
124-48-1	Dibromochloromethane	ND		ug/L	0.053	0.50	1	EPA SW846-8260B	09/11/2012 00:15	09/11/2012 00:15	SS
74-95-3	Dibromomethane	ND		ug/L	0.12	0.50	1	EPA SW846-8260B	09/11/2012 00:15	09/11/2012 00:15	SS
75-71-8	Dichlorodifluoromethane	ND		ug/L	0.092	0.50	1	EPA SW846-8260B	09/11/2012 00:15	09/11/2012 00:15	SS
100-41-4	Ethyl Benzene	0.28	J	ug/L	0.057	0.50	1	EPA SW846-8260B	09/11/2012 00:15	09/11/2012 00:15	SS
87-68-3	Hexachlorobutadiene	ND		ug/L	0.12	0.50	1	EPA SW846-8260B	09/11/2012 00:15	09/11/2012 00:15	SS
98-82-8	Isopropylbenzene	ND		ug/L	0.056	0.50	1	EPA SW846-8260B	09/11/2012 00:15	09/11/2012 00:15	SS
1634-04-4	Methyl tert-butyl ether (MTBE)	ND		ug/L	0.48	0.50	1	EPA SW846-8260B	09/11/2012 00:15	09/11/2012 00:15	SS
75-09-2	Methylene chloride	ND		ug/L	0.26	2.0	1	EPA SW846-8260B	09/11/2012 00:15	09/11/2012 00:15	SS
91-20-3	Naphthalene	ND		ug/L	0.090	2.0	1	EPA SW846-8260B	09/11/2012 00:15	09/11/2012 00:15	SS
104-51-8	n-Butylbenzene	ND		ug/L	0.083	0.50	1	EPA SW846-8260B	09/11/2012 00:15	09/11/2012 00:15	SS
103-65-1	n-Propylbenzene	ND		ug/L	0.068	0.50	1	EPA SW846-8260B	09/11/2012 00:15	09/11/2012 00:15	SS
95-47-6	o-Xylene	ND		ug/L	0.050	0.50	1	EPA SW846-8260B	09/11/2012 00:15	09/11/2012 00:15	SS
1330-20-7P/M	p- & m- Xylenes	ND		ug/L	0.090	1.0	1	EPA SW846-8260B	09/11/2012 00:15	09/11/2012 00:15	SS
99-87-6	p-Isopropyltoluene	ND		ug/L	0.044	0.50	1	EPA SW846-8260B	09/11/2012 00:15	09/11/2012 00:15	SS
135-98-8	sec-Butylbenzene	ND		ug/L	0.050	0.50	1	EPA SW846-8260B	09/11/2012 00:15	09/11/2012 00:15	SS
100-42-5	Styrene	ND		ug/L	0.043	0.50	1	EPA SW846-8260B	09/11/2012 00:15	09/11/2012 00:15	SS
98-06-6	tert-Butylbenzene	ND		ug/L	0.050	0.50	1	EPA SW846-8260B	09/11/2012 00:15	09/11/2012 00:15	SS
127-18-4	Tetrachloroethylene	59		ug/L	0.35	2.5	5	EPA SW846-8260B	09/11/2012 00:15	09/12/2012 17:22	SS
108-88-3	Toluene	0.14	J	ug/L	0.042	0.50	1	EPA SW846-8260B	09/11/2012 00:15	09/11/2012 00:15	SS
156-60-5	trans-1,2-Dichloroethylene	0.15	J	ug/L	0.085	0.50	1	EPA SW846-8260B	09/11/2012 00:15	09/11/2012 00:15	SS
10061-02-6	trans-1,3-Dichloropropylene	ND		ug/L	0.060	0.50	1	EPA SW846-8260B	09/11/2012 00:15	09/11/2012 00:15	SS
79-01-6	Trichloroethylene	9.8		ug/L	0.071	0.50	1	EPA SW846-8260B	09/11/2012 00:15	09/11/2012 00:15	SS
75-69-4	Trichlorofluoromethane	ND		ug/L	0.094	0.50	1	EPA SW846-8260B	09/11/2012 00:15	09/11/2012 00:15	SS
75-01-4	Vinyl Chloride	ND		ug/L	0.062	0.50	1	EPA SW846-8260B	09/11/2012 00:15	09/11/2012 00:15	SS
1330-20-7	Xylenes, Total	ND		ug/L	0.12	1.5	1	EPA SW846-8260B	09/11/2012 00:15	09/11/2012 00:15	SS
Surrogate Recoveries		Result	Acceptance Range								
17060-07-0	Surrogate: 1,2-Dichloroethane-d4	102 %	72.6-129								
460-00-4	Surrogate: p-Bromofluorobenzene	89.2 %	63.5-145								
2037-26-5	Surrogate: Toluene-d8	96.1 %	81.2-127								

Sample Information

Client Sample ID: FRW-2

York Sample ID: 1210199-02

York Project (SDG) No.
1210199

Client Project ID
ROWE INDUSTRIES

Matrix
Water

Collection Date/Time
September 4, 2012 11:30 am

Date Received
09/05/2012

Iron, Dissolved by EPA 6010

Log-in Notes:

Sample Notes:

Sample Prepared by Method: EPA 3010A

CAS No.	Parameter	Result	Flag	Units	MDL	RL	Dilution	Reference Method	Date/Time Prepared	Date/Time Analyzed	Analyst
7439-89-6	Iron	ND		mg/L	0.0100	0.0100	1	EPA SW846-6010B	09/10/2012 16:00	09/10/2012 19:49	MW

Iron by EPA 200.7

Log-in Notes:

Sample Notes:

Sample Prepared by Method: EPA 3010A

CAS No.	Parameter	Result	Flag	Units	MDL	RL	Dilution	Reference Method	Date/Time Prepared	Date/Time Analyzed	Analyst
7439-89-6	Iron	16.5		mg/L	0.0100	0.0100	1	EPA 200.7	09/10/2012 16:00	09/10/2012 19:54	MW

Manganese by EPA 200.7

Log-in Notes:

Sample Notes:

Sample Prepared by Method: EPA 3010A

CAS No.	Parameter	Result	Flag	Units	MDL	RL	Dilution	Reference Method	Date/Time Prepared	Date/Time Analyzed	Analyst
7439-96-5	Manganese	0.154		mg/L	0.00200	0.00500	1	EPA 200.7	09/10/2012 16:00	09/10/2012 19:54	MW

Nitrate (as N)

Log-in Notes:

Sample Notes:

Sample Prepared by Method: EPA 300

CAS No.	Parameter	Result	Flag	Units	MDL	RL	Dilution	Reference Method	Date/Time Prepared	Date/Time Analyzed	Analyst
14797-55-8	Nitrate as N	0.189		mg/L	0.0120	0.0500	1	EPA 300	09/06/2012 19:05	09/06/2012 19:05	AD

Sulfate as SO4

Log-in Notes:

Sample Notes:

Sample Prepared by Method: EPA 300

CAS No.	Parameter	Result	Flag	Units	MDL	RL	Dilution	Reference Method	Date/Time Prepared	Date/Time Analyzed	Analyst
14808-79-8	Sulfate	2.74		mg/L	0.0860	1.00	1	EPA Method 300.0	09/06/2012 19:05	09/06/2012 19:05	AD

Chemical Oxygen Demand (COD)

Log-in Notes:

Sample Notes:

Sample Prepared by Method: Analysis Preparation

CAS No.	Parameter	Result	Flag	Units	MDL	RL	Dilution	Reference Method	Date/Time Prepared	Date/Time Analyzed	Analyst
	Chemical Oxygen Demand (COD)	ND		mg/L	10	10	1	SM 5220 B	09/12/2012 13:19	09/12/2012 13:19	AA

Total Organic Carbon

Log-in Notes:

Sample Notes:

Sample Prepared by Method: Analysis Preparation

CAS No.	Parameter	Result	Flag	Units	MDL	RL	Dilution	Reference Method	Date/Time Prepared	Date/Time Analyzed	Analyst
	Total Organic Carbon (TOC)	2.16		mg/L	1.00	1.00	1	SM 5310C	09/11/2012 09:43	09/12/2012 08:38	AMC

Sample Information

Client Sample ID: MW-98-05A

York Sample ID: 1210199-03

York Project (SDG) No.
1210199

Client Project ID
ROWE INDUSTRIES

Matrix
Water

Collection Date/Time
September 4, 2012 12:10 pm

Date Received
09/05/2012

Volatile Organics, 8260 List - Low Level

Log-in Notes:

Sample Notes:

Sample Prepared by Method: EPA 5030B

CAS No.	Parameter	Result	Flag	Units	MDL	RL	Dilution	Reference Method	Date/Time Prepared	Date/Time Analyzed	Analyst
---------	-----------	--------	------	-------	-----	----	----------	------------------	--------------------	--------------------	---------

Sample Information

Client Sample ID: MW-98-05A

York Sample ID: 1210199-03

York Project (SDG) No.
1210199

Client Project ID
ROWE INDUSTRIES

Matrix
Water

Collection Date/Time
September 4, 2012 12:10 pm

Date Received
09/05/2012

Volatile Organics, 8260 List - Low Level

Log-in Notes:

Sample Notes:

Sample Prepared by Method: EPA 5030B

CAS No.	Parameter	Result	Flag	Units	MDL	RL	Dilution	Reference Method	Date/Time Prepared	Date/Time Analyzed	Analyst
630-20-6	1,1,1,2-Tetrachloroethane	ND		ug/L	0.071	0.50	1	EPA SW846-8260B	09/10/2012 12:18	09/11/2012 00:53	SS
71-55-6	1,1,1-Trichloroethane	ND		ug/L	0.024	0.50	1	EPA SW846-8260B	09/10/2012 12:18	09/11/2012 00:53	SS
79-34-5	1,1,2,2-Tetrachloroethane	ND		ug/L	0.17	0.50	1	EPA SW846-8260B	09/10/2012 12:18	09/11/2012 00:53	SS
76-13-1	1,2-Trichloro-1,2,2-trifluoroethane (Freon 113)	ND		ug/L	0.074	0.50	1	EPA SW846-8260B	09/10/2012 12:18	09/11/2012 00:53	SS
79-00-5	1,1,2-Trichloroethane	ND		ug/L	0.070	0.50	1	EPA SW846-8260B	09/10/2012 12:18	09/11/2012 00:53	SS
75-34-3	1,1-Dichloroethane	ND		ug/L	0.044	0.50	1	EPA SW846-8260B	09/10/2012 12:18	09/11/2012 00:53	SS
75-35-4	1,1-Dichloroethylene	ND		ug/L	0.044	0.50	1	EPA SW846-8260B	09/10/2012 12:18	09/11/2012 00:53	SS
563-58-6	1,1-Dichloropropylene	ND		ug/L	0.11	0.50	1	EPA SW846-8260B	09/10/2012 12:18	09/11/2012 00:53	SS
87-61-6	1,2,3-Trichlorobenzene	ND		ug/L	0.12	2.0	1	EPA SW846-8260B	09/10/2012 12:18	09/11/2012 00:53	SS
96-18-4	1,2,3-Trichloropropane	ND		ug/L	0.17	0.50	1	EPA SW846-8260B	09/10/2012 12:18	09/11/2012 00:53	SS
120-82-1	1,2,4-Trichlorobenzene	ND		ug/L	0.11	2.0	1	EPA SW846-8260B	09/10/2012 12:18	09/11/2012 00:53	SS
95-63-6	1,2,4-Trimethylbenzene	ND		ug/L	0.068	0.50	1	EPA SW846-8260B	09/10/2012 12:18	09/11/2012 00:53	SS
96-12-8	1,2-Dibromo-3-chloropropane	ND		ug/L	0.46	2.0	1	EPA SW846-8260B	09/10/2012 12:18	09/11/2012 00:53	SS
106-93-4	1,2-Dibromoethane	ND		ug/L	0.15	0.50	1	EPA SW846-8260B	09/10/2012 12:18	09/11/2012 00:53	SS
95-50-1	1,2-Dichlorobenzene	ND		ug/L	0.071	0.50	1	EPA SW846-8260B	09/10/2012 12:18	09/11/2012 00:53	SS
107-06-2	1,2-Dichloroethane	ND		ug/L	0.12	0.50	1	EPA SW846-8260B	09/10/2012 12:18	09/11/2012 00:53	SS
78-87-5	1,2-Dichloropropane	ND		ug/L	0.051	0.50	1	EPA SW846-8260B	09/10/2012 12:18	09/11/2012 00:53	SS
108-67-8	1,3,5-Trimethylbenzene	ND		ug/L	0.059	0.50	1	EPA SW846-8260B	09/10/2012 12:18	09/11/2012 00:53	SS
541-73-1	1,3-Dichlorobenzene	ND		ug/L	0.048	0.50	1	EPA SW846-8260B	09/10/2012 12:18	09/11/2012 00:53	SS
142-28-9	1,3-Dichloropropane	ND		ug/L	0.12	0.50	1	EPA SW846-8260B	09/10/2012 12:18	09/11/2012 00:53	SS
106-46-7	1,4-Dichlorobenzene	ND		ug/L	0.048	0.50	1	EPA SW846-8260B	09/10/2012 12:18	09/11/2012 00:53	SS
594-20-7	2,2-Dichloropropane	ND		ug/L	0.096	0.50	1	EPA SW846-8260B	09/10/2012 12:18	09/11/2012 00:53	SS
95-49-8	2-Chlorotoluene	ND		ug/L	0.084	0.50	1	EPA SW846-8260B	09/10/2012 12:18	09/11/2012 00:53	SS
591-78-6	2-Hexanone	ND		ug/L	0.24	0.50	1	EPA SW846-8260B	09/10/2012 12:18	09/11/2012 00:53	SS
106-43-4	4-Chlorotoluene	ND		ug/L	0.072	0.50	1	EPA SW846-8260B	09/10/2012 12:18	09/11/2012 00:53	SS
67-64-1	Acetone	2.8	B	ug/L	0.90	2.0	1	EPA SW846-8260B	09/10/2012 12:18	09/11/2012 00:53	SS
71-43-2	Benzene	0.15	J	ug/L	0.044	0.50	1	EPA SW846-8260B	09/10/2012 12:18	09/11/2012 00:53	SS
108-86-1	Bromobenzene	ND		ug/L	0.081	0.50	1	EPA SW846-8260B	09/10/2012 12:18	09/11/2012 00:53	SS
74-97-5	Bromochloromethane	ND		ug/L	0.10	0.50	1	EPA SW846-8260B	09/10/2012 12:18	09/11/2012 00:53	SS
75-27-4	Bromodichloromethane	ND		ug/L	0.054	0.50	1	EPA SW846-8260B	09/10/2012 12:18	09/11/2012 00:53	SS
75-25-2	Bromoform	ND		ug/L	0.079	0.50	1	EPA SW846-8260B	09/10/2012 12:18	09/11/2012 00:53	SS
74-83-9	Bromomethane	ND		ug/L	0.20	0.50	1	EPA SW846-8260B	09/10/2012 12:18	09/11/2012 00:53	SS
56-23-5	Carbon tetrachloride	ND		ug/L	0.085	0.50	1	EPA SW846-8260B	09/10/2012 12:18	09/11/2012 00:53	SS
108-90-7	Chlorobenzene	ND		ug/L	0.063	0.50	1	EPA SW846-8260B	09/10/2012 12:18	09/11/2012 00:53	SS

Sample Information

Client Sample ID: MW-98-05A

York Sample ID: 1210199-03

York Project (SDG) No.
1210199

Client Project ID
ROWE INDUSTRIES

Matrix
Water

Collection Date/Time
September 4, 2012 12:10 pm

Date Received
09/05/2012

Volatile Organics, 8260 List - Low Level

Log-in Notes:

Sample Notes:

Sample Prepared by Method: EPA 5030B

CAS No.	Parameter	Result	Flag	Units	MDL	RL	Dilution	Reference Method	Date/Time Prepared	Date/Time Analyzed	Analyst
75-00-3	Chloroethane	ND		ug/L	0.090	0.50	1	EPA SW846-8260B	09/10/2012 12:18	09/11/2012 00:53	SS
67-66-3	Chloroform	ND		ug/L	0.079	0.50	1	EPA SW846-8260B	09/10/2012 12:18	09/11/2012 00:53	SS
74-87-3	Chloromethane	ND		ug/L	0.076	0.50	1	EPA SW846-8260B	09/10/2012 12:18	09/11/2012 00:53	SS
156-59-2	cis-1,2-Dichloroethylene	5.0		ug/L	0.069	0.50	1	EPA SW846-8260B	09/10/2012 12:18	09/11/2012 00:53	SS
10061-01-5	cis-1,3-Dichloropropylene	ND		ug/L	0.067	0.50	1	EPA SW846-8260B	09/10/2012 12:18	09/11/2012 00:53	SS
124-48-1	Dibromochloromethane	ND		ug/L	0.053	0.50	1	EPA SW846-8260B	09/10/2012 12:18	09/11/2012 00:53	SS
74-95-3	Dibromomethane	ND		ug/L	0.12	0.50	1	EPA SW846-8260B	09/10/2012 12:18	09/11/2012 00:53	SS
75-71-8	Dichlorodifluoromethane	ND		ug/L	0.092	0.50	1	EPA SW846-8260B	09/10/2012 12:18	09/11/2012 00:53	SS
100-41-4	Ethyl Benzene	0.13	J	ug/L	0.057	0.50	1	EPA SW846-8260B	09/10/2012 12:18	09/11/2012 00:53	SS
87-68-3	Hexachlorobutadiene	ND		ug/L	0.12	0.50	1	EPA SW846-8260B	09/10/2012 12:18	09/11/2012 00:53	SS
98-82-8	Isopropylbenzene	0.16	J	ug/L	0.056	0.50	1	EPA SW846-8260B	09/10/2012 12:18	09/11/2012 00:53	SS
1634-04-4	Methyl tert-butyl ether (MTBE)	ND		ug/L	0.48	0.50	1	EPA SW846-8260B	09/10/2012 12:18	09/11/2012 00:53	SS
75-09-2	Methylene chloride	ND		ug/L	0.26	2.0	1	EPA SW846-8260B	09/10/2012 12:18	09/11/2012 00:53	SS
91-20-3	Naphthalene	ND		ug/L	0.090	2.0	1	EPA SW846-8260B	09/10/2012 12:18	09/11/2012 00:53	SS
104-51-8	n-Butylbenzene	ND		ug/L	0.083	0.50	1	EPA SW846-8260B	09/10/2012 12:18	09/11/2012 00:53	SS
103-65-1	n-Propylbenzene	0.12	J	ug/L	0.068	0.50	1	EPA SW846-8260B	09/10/2012 12:18	09/11/2012 00:53	SS
95-47-6	o-Xylene	ND		ug/L	0.050	0.50	1	EPA SW846-8260B	09/10/2012 12:18	09/11/2012 00:53	SS
1330-20-7P/M	p- & m- Xylenes	ND		ug/L	0.090	1.0	1	EPA SW846-8260B	09/10/2012 12:18	09/11/2012 00:53	SS
99-87-6	p-Isopropyltoluene	ND		ug/L	0.044	0.50	1	EPA SW846-8260B	09/10/2012 12:18	09/11/2012 00:53	SS
135-98-8	sec-Butylbenzene	ND		ug/L	0.050	0.50	1	EPA SW846-8260B	09/10/2012 12:18	09/11/2012 00:53	SS
100-42-5	Styrene	ND		ug/L	0.043	0.50	1	EPA SW846-8260B	09/10/2012 12:18	09/11/2012 00:53	SS
98-06-6	tert-Butylbenzene	ND		ug/L	0.050	0.50	1	EPA SW846-8260B	09/10/2012 12:18	09/11/2012 00:53	SS
127-18-4	Tetrachloroethylene	18		ug/L	0.070	0.50	1	EPA SW846-8260B	09/10/2012 12:18	09/11/2012 00:53	SS
108-88-3	Toluene	0.16	J	ug/L	0.042	0.50	1	EPA SW846-8260B	09/10/2012 12:18	09/11/2012 00:53	SS
156-60-5	trans-1,2-Dichloroethylene	ND		ug/L	0.085	0.50	1	EPA SW846-8260B	09/10/2012 12:18	09/11/2012 00:53	SS
10061-02-6	trans-1,3-Dichloropropylene	ND		ug/L	0.060	0.50	1	EPA SW846-8260B	09/10/2012 12:18	09/11/2012 00:53	SS
79-01-6	Trichloroethylene	2.6		ug/L	0.071	0.50	1	EPA SW846-8260B	09/10/2012 12:18	09/11/2012 00:53	SS
75-69-4	Trichlorofluoromethane	ND		ug/L	0.094	0.50	1	EPA SW846-8260B	09/10/2012 12:18	09/11/2012 00:53	SS
75-01-4	Vinyl Chloride	ND		ug/L	0.062	0.50	1	EPA SW846-8260B	09/10/2012 12:18	09/11/2012 00:53	SS
1330-20-7	Xylenes, Total	ND		ug/L	0.12	1.5	1	EPA SW846-8260B	09/10/2012 12:18	09/11/2012 00:53	SS
Surrogate Recoveries		Result	Acceptance Range								
17060-07-0	Surrogate: 1,2-Dichloroethane-d4	107 %	72.6-129								
460-00-4	Surrogate: p-Bromofluorobenzene	96.3 %	63.5-145								
2037-26-5	Surrogate: Toluene-d8	96.8 %	81.2-127								

Sample Information

Client Sample ID: MW-98-05A

York Sample ID: 1210199-03

York Project (SDG) No.
1210199

Client Project ID
ROWE INDUSTRIES

Matrix
Water

Collection Date/Time
September 4, 2012 12:10 pm

Date Received
09/05/2012

Iron, Dissolved by EPA 6010

Log-in Notes:

Sample Notes:

Sample Prepared by Method: EPA 3010A

CAS No.	Parameter	Result	Flag	Units	MDL	RL	Dilution	Reference Method	Date/Time Prepared	Date/Time Analyzed	Analyst
7439-89-6	Iron	ND		mg/L	0.0100	0.0100	1	EPA SW846-6010B	09/10/2012 16:00	09/10/2012 19:59	MW

Iron by EPA 200.7

Log-in Notes:

Sample Notes:

Sample Prepared by Method: EPA 3010A

CAS No.	Parameter	Result	Flag	Units	MDL	RL	Dilution	Reference Method	Date/Time Prepared	Date/Time Analyzed	Analyst
7439-89-6	Iron	5.74		mg/L	0.0100	0.0100	1	EPA 200.7	09/10/2012 16:00	09/10/2012 20:04	MW

Manganese by EPA 200.7

Log-in Notes:

Sample Notes:

Sample Prepared by Method: EPA 3010A

CAS No.	Parameter	Result	Flag	Units	MDL	RL	Dilution	Reference Method	Date/Time Prepared	Date/Time Analyzed	Analyst
7439-96-5	Manganese	0.0827		mg/L	0.00200	0.00500	1	EPA 200.7	09/10/2012 16:00	09/10/2012 20:04	MW

Nitrate (as N)

Log-in Notes:

Sample Notes:

Sample Prepared by Method: EPA 300

CAS No.	Parameter	Result	Flag	Units	MDL	RL	Dilution	Reference Method	Date/Time Prepared	Date/Time Analyzed	Analyst
14797-55-8	Nitrate as N	0.176		mg/L	0.0120	0.0500	1	EPA 300	09/06/2012 19:21	09/06/2012 19:21	AD

Sulfate as SO4

Log-in Notes:

Sample Notes:

Sample Prepared by Method: EPA 300

CAS No.	Parameter	Result	Flag	Units	MDL	RL	Dilution	Reference Method	Date/Time Prepared	Date/Time Analyzed	Analyst
14808-79-8	Sulfate	4.11		mg/L	0.0860	1.00	1	EPA Method 300.0	09/06/2012 19:21	09/06/2012 19:21	AD

Chemical Oxygen Demand (COD)

Log-in Notes:

Sample Notes:

Sample Prepared by Method: Analysis Preparation

CAS No.	Parameter	Result	Flag	Units	MDL	RL	Dilution	Reference Method	Date/Time Prepared	Date/Time Analyzed	Analyst
	Chemical Oxygen Demand (COD)	ND		mg/L	10	10	1	SM 5220 B	09/12/2012 13:19	09/12/2012 13:19	AA

Total Organic Carbon

Log-in Notes:

Sample Notes:

Sample Prepared by Method: Analysis Preparation

CAS No.	Parameter	Result	Flag	Units	MDL	RL	Dilution	Reference Method	Date/Time Prepared	Date/Time Analyzed	Analyst
	Total Organic Carbon (TOC)	ND		mg/L	1.00	1.00	1	SM 5310C	09/11/2012 09:43	09/12/2012 08:38	AMC

Sample Information

Client Sample ID: FRW-3

York Sample ID: 1210199-04

York Project (SDG) No.
1210199

Client Project ID
ROWE INDUSTRIES

Matrix
Water

Collection Date/Time
September 4, 2012 12:40 pm

Date Received
09/05/2012

Volatile Organics, 8260 List - Low Level

Log-in Notes:

Sample Notes:

Sample Information

Client Sample ID: FRW-3

York Sample ID: 1210199-04

<u>York Project (SDG) No.</u> 1210199	<u>Client Project ID</u> ROWE INDUSTRIES	<u>Matrix</u> Water	<u>Collection Date/Time</u> September 4, 2012 12:40 pm	<u>Date Received</u> 09/05/2012
------------------------------------------	---------------------------------------------	------------------------	-----------------------------------------------------------	------------------------------------

Sample Prepared by Method: EPA 5030B

CAS No.	Parameter	Result	Flag	Units	MDL	RL	Dilution	Reference Method	Date/Time Prepared	Date/Time Analyzed	Analyst
630-20-6	1,1,1,2-Tetrachloroethane	ND		ug/L	0.071	0.50	1	EPA SW846-8260B	09/10/2012 12:18	09/11/2012 01:30	SS
71-55-6	1,1,1-Trichloroethane	0.35	J	ug/L	0.024	0.50	1	EPA SW846-8260B	09/10/2012 12:18	09/11/2012 01:30	SS
79-34-5	1,1,2,2-Tetrachloroethane	ND		ug/L	0.17	0.50	1	EPA SW846-8260B	09/10/2012 12:18	09/11/2012 01:30	SS
76-13-1	1,1,2-Trichloro-1,2,2-trifluoroethane (Freon 113)	ND		ug/L	0.074	0.50	1	EPA SW846-8260B	09/10/2012 12:18	09/11/2012 01:30	SS
79-00-5	1,1,2-Trichloroethane	ND		ug/L	0.070	0.50	1	EPA SW846-8260B	09/10/2012 12:18	09/11/2012 01:30	SS
75-34-3	1,1-Dichloroethane	0.14	J	ug/L	0.044	0.50	1	EPA SW846-8260B	09/10/2012 12:18	09/11/2012 01:30	SS
75-35-4	1,1-Dichloroethylene	ND		ug/L	0.044	0.50	1	EPA SW846-8260B	09/10/2012 12:18	09/11/2012 01:30	SS
563-58-6	1,1-Dichloropropylene	ND		ug/L	0.11	0.50	1	EPA SW846-8260B	09/10/2012 12:18	09/11/2012 01:30	SS
87-61-6	1,2,3-Trichlorobenzene	ND		ug/L	0.12	2.0	1	EPA SW846-8260B	09/10/2012 12:18	09/11/2012 01:30	SS
96-18-4	1,2,3-Trichloropropane	ND		ug/L	0.17	0.50	1	EPA SW846-8260B	09/10/2012 12:18	09/11/2012 01:30	SS
120-82-1	1,2,4-Trichlorobenzene	ND		ug/L	0.11	2.0	1	EPA SW846-8260B	09/10/2012 12:18	09/11/2012 01:30	SS
95-63-6	1,2,4-Trimethylbenzene	ND		ug/L	0.068	0.50	1	EPA SW846-8260B	09/10/2012 12:18	09/11/2012 01:30	SS
96-12-8	1,2-Dibromo-3-chloropropane	ND		ug/L	0.46	2.0	1	EPA SW846-8260B	09/10/2012 12:18	09/11/2012 01:30	SS
106-93-4	1,2-Dibromoethane	ND		ug/L	0.15	0.50	1	EPA SW846-8260B	09/10/2012 12:18	09/11/2012 01:30	SS
95-50-1	1,2-Dichlorobenzene	ND		ug/L	0.071	0.50	1	EPA SW846-8260B	09/10/2012 12:18	09/11/2012 01:30	SS
107-06-2	1,2-Dichloroethane	ND		ug/L	0.12	0.50	1	EPA SW846-8260B	09/10/2012 12:18	09/11/2012 01:30	SS
78-87-5	1,2-Dichloropropane	ND		ug/L	0.051	0.50	1	EPA SW846-8260B	09/10/2012 12:18	09/11/2012 01:30	SS
108-67-8	1,3,5-Trimethylbenzene	0.16	J	ug/L	0.059	0.50	1	EPA SW846-8260B	09/10/2012 12:18	09/11/2012 01:30	SS
541-73-1	1,3-Dichlorobenzene	ND		ug/L	0.048	0.50	1	EPA SW846-8260B	09/10/2012 12:18	09/11/2012 01:30	SS
142-28-9	1,3-Dichloropropane	ND		ug/L	0.12	0.50	1	EPA SW846-8260B	09/10/2012 12:18	09/11/2012 01:30	SS
106-46-7	1,4-Dichlorobenzene	ND		ug/L	0.048	0.50	1	EPA SW846-8260B	09/10/2012 12:18	09/11/2012 01:30	SS
594-20-7	2,2-Dichloropropane	ND		ug/L	0.096	0.50	1	EPA SW846-8260B	09/10/2012 12:18	09/11/2012 01:30	SS
95-49-8	2-Chlorotoluene	ND		ug/L	0.084	0.50	1	EPA SW846-8260B	09/10/2012 12:18	09/11/2012 01:30	SS
591-78-6	2-Hexanone	ND		ug/L	0.24	0.50	1	EPA SW846-8260B	09/10/2012 12:18	09/11/2012 01:30	SS
106-43-4	4-Chlorotoluene	ND		ug/L	0.072	0.50	1	EPA SW846-8260B	09/10/2012 12:18	09/11/2012 01:30	SS
67-64-1	Acetone	2.0	B	ug/L	0.90	2.0	1	EPA SW846-8260B	09/10/2012 12:18	09/11/2012 01:30	SS
71-43-2	Benzene	0.26	J	ug/L	0.044	0.50	1	EPA SW846-8260B	09/10/2012 12:18	09/11/2012 01:30	SS
108-86-1	Bromobenzene	ND		ug/L	0.081	0.50	1	EPA SW846-8260B	09/10/2012 12:18	09/11/2012 01:30	SS
74-97-5	Bromochloromethane	ND		ug/L	0.10	0.50	1	EPA SW846-8260B	09/10/2012 12:18	09/11/2012 01:30	SS
75-27-4	Bromodichloromethane	ND		ug/L	0.054	0.50	1	EPA SW846-8260B	09/10/2012 12:18	09/11/2012 01:30	SS
75-25-2	Bromoform	ND		ug/L	0.079	0.50	1	EPA SW846-8260B	09/10/2012 12:18	09/11/2012 01:30	SS
74-83-9	Bromomethane	ND		ug/L	0.20	0.50	1	EPA SW846-8260B	09/10/2012 12:18	09/11/2012 01:30	SS
56-23-5	Carbon tetrachloride	ND		ug/L	0.085	0.50	1	EPA SW846-8260B	09/10/2012 12:18	09/11/2012 01:30	SS
108-90-7	Chlorobenzene	ND		ug/L	0.063	0.50	1	EPA SW846-8260B	09/10/2012 12:18	09/11/2012 01:30	SS
75-00-3	Chloroethane	ND		ug/L	0.090	0.50	1	EPA SW846-8260B	09/10/2012 12:18	09/11/2012 01:30	SS
67-66-3	Chloroform	ND		ug/L	0.079	0.50	1	EPA SW846-8260B	09/10/2012 12:18	09/11/2012 01:30	SS

Sample Information

Client Sample ID: FRW-3

York Sample ID: 1210199-04

York Project (SDG) No.
1210199

Client Project ID
ROWE INDUSTRIES

Matrix
Water

Collection Date/Time
September 4, 2012 12:40 pm

Date Received
09/05/2012

Volatile Organics, 8260 List - Low Level

Log-in Notes:

Sample Notes:

Sample Prepared by Method: EPA 5030B

CAS No.	Parameter	Result	Flag	Units	MDL	RL	Dilution	Reference Method	Date/Time Prepared	Date/Time Analyzed	Analyst
74-87-3	Chloromethane	ND		ug/L	0.076	0.50	1	EPA SW846-8260B	09/10/2012 12:18	09/11/2012 01:30	SS
156-59-2	cis-1,2-Dichloroethylene	34		ug/L	0.069	0.50	1	EPA SW846-8260B	09/10/2012 12:18	09/11/2012 01:30	SS
10061-01-5	cis-1,3-Dichloropropylene	ND		ug/L	0.067	0.50	1	EPA SW846-8260B	09/10/2012 12:18	09/11/2012 01:30	SS
124-48-1	Dibromochloromethane	ND		ug/L	0.053	0.50	1	EPA SW846-8260B	09/10/2012 12:18	09/11/2012 01:30	SS
74-95-3	Dibromomethane	ND		ug/L	0.12	0.50	1	EPA SW846-8260B	09/10/2012 12:18	09/11/2012 01:30	SS
75-71-8	Dichlorodifluoromethane	ND		ug/L	0.092	0.50	1	EPA SW846-8260B	09/10/2012 12:18	09/11/2012 01:30	SS
100-41-4	Ethyl Benzene	ND		ug/L	0.057	0.50	1	EPA SW846-8260B	09/10/2012 12:18	09/11/2012 01:30	SS
87-68-3	Hexachlorobutadiene	ND		ug/L	0.12	0.50	1	EPA SW846-8260B	09/10/2012 12:18	09/11/2012 01:30	SS
98-82-8	Isopropylbenzene	2.1		ug/L	0.056	0.50	1	EPA SW846-8260B	09/10/2012 12:18	09/11/2012 01:30	SS
1634-04-4	Methyl tert-butyl ether (MTBE)	ND		ug/L	0.48	0.50	1	EPA SW846-8260B	09/10/2012 12:18	09/11/2012 01:30	SS
75-09-2	Methylene chloride	0.27	J, B	ug/L	0.26	2.0	1	EPA SW846-8260B	09/10/2012 12:18	09/11/2012 01:30	SS
91-20-3	Naphthalene	0.12	J, B	ug/L	0.090	2.0	1	EPA SW846-8260B	09/10/2012 12:18	09/11/2012 01:30	SS
104-51-8	n-Butylbenzene	0.13	J	ug/L	0.083	0.50	1	EPA SW846-8260B	09/10/2012 12:18	09/11/2012 01:30	SS
103-65-1	n-Propylbenzene	2.1		ug/L	0.068	0.50	1	EPA SW846-8260B	09/10/2012 12:18	09/11/2012 01:30	SS
95-47-6	o-Xylene	ND		ug/L	0.050	0.50	1	EPA SW846-8260B	09/10/2012 12:18	09/11/2012 01:30	SS
1330-20-7P/M	p- & m- Xylenes	ND		ug/L	0.090	1.0	1	EPA SW846-8260B	09/10/2012 12:18	09/11/2012 01:30	SS
99-87-6	p-Isopropyltoluene	0.18	J	ug/L	0.044	0.50	1	EPA SW846-8260B	09/10/2012 12:18	09/11/2012 01:30	SS
135-98-8	sec-Butylbenzene	0.17	J	ug/L	0.050	0.50	1	EPA SW846-8260B	09/10/2012 12:18	09/11/2012 01:30	SS
100-42-5	Styrene	ND		ug/L	0.043	0.50	1	EPA SW846-8260B	09/10/2012 12:18	09/11/2012 01:30	SS
98-06-6	tert-Butylbenzene	0.12	J	ug/L	0.050	0.50	1	EPA SW846-8260B	09/10/2012 12:18	09/11/2012 01:30	SS
127-18-4	Tetrachloroethylene	34		ug/L	0.070	0.50	1	EPA SW846-8260B	09/10/2012 12:18	09/11/2012 01:30	SS
108-88-3	Toluene	0.43	J	ug/L	0.042	0.50	1	EPA SW846-8260B	09/10/2012 12:18	09/11/2012 01:30	SS
156-60-5	trans-1,2-Dichloroethylene	ND		ug/L	0.085	0.50	1	EPA SW846-8260B	09/10/2012 12:18	09/11/2012 01:30	SS
10061-02-6	trans-1,3-Dichloropropylene	ND		ug/L	0.060	0.50	1	EPA SW846-8260B	09/10/2012 12:18	09/11/2012 01:30	SS
79-01-6	Trichloroethylene	6.6		ug/L	0.071	0.50	1	EPA SW846-8260B	09/10/2012 12:18	09/11/2012 01:30	SS
75-69-4	Trichlorofluoromethane	ND		ug/L	0.094	0.50	1	EPA SW846-8260B	09/10/2012 12:18	09/11/2012 01:30	SS
75-01-4	Vinyl Chloride	ND		ug/L	0.062	0.50	1	EPA SW846-8260B	09/10/2012 12:18	09/11/2012 01:30	SS
1330-20-7	Xylenes, Total	ND		ug/L	0.12	1.5	1	EPA SW846-8260B	09/10/2012 12:18	09/11/2012 01:30	SS
Surrogate Recoveries		Result	Acceptance Range								
17060-07-0	Surrogate: 1,2-Dichloroethane-d4	105 %	72.6-129								
460-00-4	Surrogate: p-Bromofluorobenzene	91.8 %	63.5-145								
2037-26-5	Surrogate: Toluene-d8	99.6 %	81.2-127								

Sample Information

Client Sample ID: FRW-3

York Sample ID: 1210199-04

York Project (SDG) No.
1210199

Client Project ID
ROWE INDUSTRIES

Matrix
Water

Collection Date/Time
September 4, 2012 12:40 pm

Date Received
09/05/2012

Iron, Dissolved by EPA 6010

Log-in Notes:

Sample Notes:

Sample Prepared by Method: EPA 3010A

CAS No.	Parameter	Result	Flag	Units	MDL	RL	Dilution	Reference Method	Date/Time Prepared	Date/Time Analyzed	Analyst
7439-89-6	Iron	ND		mg/L	0.0100	0.0100	1	EPA SW846-6010B	09/10/2012 16:00	09/10/2012 20:08	MW

Iron by EPA 200.7

Log-in Notes:

Sample Notes:

Sample Prepared by Method: EPA 3010A

CAS No.	Parameter	Result	Flag	Units	MDL	RL	Dilution	Reference Method	Date/Time Prepared	Date/Time Analyzed	Analyst
7439-89-6	Iron	16.0		mg/L	0.0100	0.0100	1	EPA 200.7	09/10/2012 16:00	09/10/2012 20:13	MW

Manganese by EPA 200.7

Log-in Notes:

Sample Notes:

Sample Prepared by Method: EPA 3010A

CAS No.	Parameter	Result	Flag	Units	MDL	RL	Dilution	Reference Method	Date/Time Prepared	Date/Time Analyzed	Analyst
7439-96-5	Manganese	0.126		mg/L	0.00200	0.00500	1	EPA 200.7	09/10/2012 16:00	09/10/2012 20:13	MW

Nitrate (as N)

Log-in Notes:

Sample Notes:

Sample Prepared by Method: EPA 300

CAS No.	Parameter	Result	Flag	Units	MDL	RL	Dilution	Reference Method	Date/Time Prepared	Date/Time Analyzed	Analyst
14797-55-8	Nitrate as N	0.210		mg/L	0.0120	0.0500	1	EPA 300	09/06/2012 19:37	09/06/2012 19:37	AD

Sulfate as SO4

Log-in Notes:

Sample Notes:

Sample Prepared by Method: EPA 300

CAS No.	Parameter	Result	Flag	Units	MDL	RL	Dilution	Reference Method	Date/Time Prepared	Date/Time Analyzed	Analyst
14808-79-8	Sulfate	3.54		mg/L	0.0860	1.00	1	EPA Method 300.0	09/06/2012 19:37	09/06/2012 19:37	AD

Chemical Oxygen Demand (COD)

Log-in Notes:

Sample Notes:

Sample Prepared by Method: Analysis Preparation

CAS No.	Parameter	Result	Flag	Units	MDL	RL	Dilution	Reference Method	Date/Time Prepared	Date/Time Analyzed	Analyst
	Chemical Oxygen Demand (COD)	ND		mg/L	10	10	1	SM 5220 B	09/12/2012 13:19	09/12/2012 13:19	AA

Total Organic Carbon

Log-in Notes:

Sample Notes:

Sample Prepared by Method: Analysis Preparation

CAS No.	Parameter	Result	Flag	Units	MDL	RL	Dilution	Reference Method	Date/Time Prepared	Date/Time Analyzed	Analyst
	Total Organic Carbon (TOC)	1.33		mg/L	1.00	1.00	1	SM 5310C	09/11/2012 09:43	09/12/2012 08:38	AMC

Sample Information

Client Sample ID: FRW-4

York Sample ID: 1210199-05

York Project (SDG) No.
1210199

Client Project ID
ROWE INDUSTRIES

Matrix
Water

Collection Date/Time
September 4, 2012 1:20 pm

Date Received
09/05/2012

Volatile Organics, 8260 List - Low Level

Log-in Notes:

Sample Notes:

Sample Prepared by Method: EPA 5030B

CAS No.	Parameter	Result	Flag	Units	MDL	RL	Dilution	Reference Method	Date/Time Prepared	Date/Time Analyzed	Analyst
---------	-----------	--------	------	-------	-----	----	----------	------------------	--------------------	--------------------	---------

Sample Information

Client Sample ID: FRW-4

York Sample ID: 1210199-05

York Project (SDG) No.
1210199

Client Project ID
ROWE INDUSTRIES

Matrix
Water

Collection Date/Time
September 4, 2012 1:20 pm

Date Received
09/05/2012

Volatile Organics, 8260 List - Low Level

Log-in Notes:

Sample Notes:

Sample Prepared by Method: EPA 5030B

CAS No.	Parameter	Result	Flag	Units	MDL	RL	Dilution	Reference Method	Date/Time Prepared	Date/Time Analyzed	Analyst
630-20-6	1,1,1,2-Tetrachloroethane	ND		ug/L	0.071	0.50	1	EPA SW846-8260B	09/10/2012 12:18	09/11/2012 02:08	SS
71-55-6	1,1,1-Trichloroethane	0.21	J	ug/L	0.024	0.50	1	EPA SW846-8260B	09/10/2012 12:18	09/11/2012 02:08	SS
79-34-5	1,1,2,2-Tetrachloroethane	ND		ug/L	0.17	0.50	1	EPA SW846-8260B	09/10/2012 12:18	09/11/2012 02:08	SS
76-13-1	1,1,2-Trichloro-1,2,2-trifluoroethane (Freon 113)	ND		ug/L	0.074	0.50	1	EPA SW846-8260B	09/10/2012 12:18	09/11/2012 02:08	SS
79-00-5	1,1,2-Trichloroethane	ND		ug/L	0.070	0.50	1	EPA SW846-8260B	09/10/2012 12:18	09/11/2012 02:08	SS
75-34-3	1,1-Dichloroethane	ND		ug/L	0.044	0.50	1	EPA SW846-8260B	09/10/2012 12:18	09/11/2012 02:08	SS
75-35-4	1,1-Dichloroethylene	ND		ug/L	0.044	0.50	1	EPA SW846-8260B	09/10/2012 12:18	09/11/2012 02:08	SS
563-58-6	1,1-Dichloropropylene	ND		ug/L	0.11	0.50	1	EPA SW846-8260B	09/10/2012 12:18	09/11/2012 02:08	SS
87-61-6	1,2,3-Trichlorobenzene	ND		ug/L	0.12	2.0	1	EPA SW846-8260B	09/10/2012 12:18	09/11/2012 02:08	SS
96-18-4	1,2,3-Trichloropropane	ND		ug/L	0.17	0.50	1	EPA SW846-8260B	09/10/2012 12:18	09/11/2012 02:08	SS
120-82-1	1,2,4-Trichlorobenzene	ND		ug/L	0.11	2.0	1	EPA SW846-8260B	09/10/2012 12:18	09/11/2012 02:08	SS
95-63-6	1,2,4-Trimethylbenzene	ND		ug/L	0.068	0.50	1	EPA SW846-8260B	09/10/2012 12:18	09/11/2012 02:08	SS
96-12-8	1,2-Dibromo-3-chloropropane	ND		ug/L	0.46	2.0	1	EPA SW846-8260B	09/10/2012 12:18	09/11/2012 02:08	SS
106-93-4	1,2-Dibromoethane	ND		ug/L	0.15	0.50	1	EPA SW846-8260B	09/10/2012 12:18	09/11/2012 02:08	SS
95-50-1	1,2-Dichlorobenzene	ND		ug/L	0.071	0.50	1	EPA SW846-8260B	09/10/2012 12:18	09/11/2012 02:08	SS
107-06-2	1,2-Dichloroethane	ND		ug/L	0.12	0.50	1	EPA SW846-8260B	09/10/2012 12:18	09/11/2012 02:08	SS
78-87-5	1,2-Dichloropropane	ND		ug/L	0.051	0.50	1	EPA SW846-8260B	09/10/2012 12:18	09/11/2012 02:08	SS
108-67-8	1,3,5-Trimethylbenzene	ND		ug/L	0.059	0.50	1	EPA SW846-8260B	09/10/2012 12:18	09/11/2012 02:08	SS
541-73-1	1,3-Dichlorobenzene	ND		ug/L	0.048	0.50	1	EPA SW846-8260B	09/10/2012 12:18	09/11/2012 02:08	SS
142-28-9	1,3-Dichloropropane	ND		ug/L	0.12	0.50	1	EPA SW846-8260B	09/10/2012 12:18	09/11/2012 02:08	SS
106-46-7	1,4-Dichlorobenzene	ND		ug/L	0.048	0.50	1	EPA SW846-8260B	09/10/2012 12:18	09/11/2012 02:08	SS
594-20-7	2,2-Dichloropropane	ND		ug/L	0.096	0.50	1	EPA SW846-8260B	09/10/2012 12:18	09/11/2012 02:08	SS
95-49-8	2-Chlorotoluene	ND		ug/L	0.084	0.50	1	EPA SW846-8260B	09/10/2012 12:18	09/11/2012 02:08	SS
591-78-6	2-Hexanone	ND		ug/L	0.24	0.50	1	EPA SW846-8260B	09/10/2012 12:18	09/11/2012 02:08	SS
106-43-4	4-Chlorotoluene	ND		ug/L	0.072	0.50	1	EPA SW846-8260B	09/10/2012 12:18	09/11/2012 02:08	SS
67-64-1	Acetone	1.5	J, B	ug/L	0.90	2.0	1	EPA SW846-8260B	09/10/2012 12:18	09/11/2012 02:08	SS
71-43-2	Benzene	ND		ug/L	0.044	0.50	1	EPA SW846-8260B	09/10/2012 12:18	09/11/2012 02:08	SS
108-86-1	Bromobenzene	ND		ug/L	0.081	0.50	1	EPA SW846-8260B	09/10/2012 12:18	09/11/2012 02:08	SS
74-97-5	Bromochloromethane	ND		ug/L	0.10	0.50	1	EPA SW846-8260B	09/10/2012 12:18	09/11/2012 02:08	SS
75-27-4	Bromodichloromethane	ND		ug/L	0.054	0.50	1	EPA SW846-8260B	09/10/2012 12:18	09/11/2012 02:08	SS
75-25-2	Bromoform	ND		ug/L	0.079	0.50	1	EPA SW846-8260B	09/10/2012 12:18	09/11/2012 02:08	SS
74-83-9	Bromomethane	ND		ug/L	0.20	0.50	1	EPA SW846-8260B	09/10/2012 12:18	09/11/2012 02:08	SS
56-23-5	Carbon tetrachloride	ND		ug/L	0.085	0.50	1	EPA SW846-8260B	09/10/2012 12:18	09/11/2012 02:08	SS
108-90-7	Chlorobenzene	ND		ug/L	0.063	0.50	1	EPA SW846-8260B	09/10/2012 12:18	09/11/2012 02:08	SS

Sample Information

Client Sample ID: FRW-4

York Sample ID: 1210199-05

York Project (SDG) No.
1210199

Client Project ID
ROWE INDUSTRIES

Matrix
Water

Collection Date/Time
September 4, 2012 1:20 pm

Date Received
09/05/2012

Volatile Organics, 8260 List - Low Level

Log-in Notes:

Sample Notes:

Sample Prepared by Method: EPA 5030B

CAS No.	Parameter	Result	Flag	Units	MDL	RL	Dilution	Reference Method	Date/Time Prepared	Date/Time Analyzed	Analyst
75-00-3	Chloroethane	ND		ug/L	0.090	0.50	1	EPA SW846-8260B	09/10/2012 12:18	09/11/2012 02:08	SS
67-66-3	Chloroform	ND		ug/L	0.079	0.50	1	EPA SW846-8260B	09/10/2012 12:18	09/11/2012 02:08	SS
74-87-3	Chloromethane	ND		ug/L	0.076	0.50	1	EPA SW846-8260B	09/10/2012 12:18	09/11/2012 02:08	SS
156-59-2	cis-1,2-Dichloroethylene	21		ug/L	0.069	0.50	1	EPA SW846-8260B	09/10/2012 12:18	09/11/2012 02:08	SS
10061-01-5	cis-1,3-Dichloropropylene	ND		ug/L	0.067	0.50	1	EPA SW846-8260B	09/10/2012 12:18	09/11/2012 02:08	SS
124-48-1	Dibromochloromethane	ND		ug/L	0.053	0.50	1	EPA SW846-8260B	09/10/2012 12:18	09/11/2012 02:08	SS
74-95-3	Dibromomethane	ND		ug/L	0.12	0.50	1	EPA SW846-8260B	09/10/2012 12:18	09/11/2012 02:08	SS
75-71-8	Dichlorodifluoromethane	ND		ug/L	0.092	0.50	1	EPA SW846-8260B	09/10/2012 12:18	09/11/2012 02:08	SS
100-41-4	Ethyl Benzene	ND		ug/L	0.057	0.50	1	EPA SW846-8260B	09/10/2012 12:18	09/11/2012 02:08	SS
87-68-3	Hexachlorobutadiene	ND		ug/L	0.12	0.50	1	EPA SW846-8260B	09/10/2012 12:18	09/11/2012 02:08	SS
98-82-8	Isopropylbenzene	ND		ug/L	0.056	0.50	1	EPA SW846-8260B	09/10/2012 12:18	09/11/2012 02:08	SS
1634-04-4	Methyl tert-butyl ether (MTBE)	ND		ug/L	0.48	0.50	1	EPA SW846-8260B	09/10/2012 12:18	09/11/2012 02:08	SS
75-09-2	Methylene chloride	ND		ug/L	0.26	2.0	1	EPA SW846-8260B	09/10/2012 12:18	09/11/2012 02:08	SS
91-20-3	Naphthalene	ND		ug/L	0.090	2.0	1	EPA SW846-8260B	09/10/2012 12:18	09/11/2012 02:08	SS
104-51-8	n-Butylbenzene	ND		ug/L	0.083	0.50	1	EPA SW846-8260B	09/10/2012 12:18	09/11/2012 02:08	SS
103-65-1	n-Propylbenzene	ND		ug/L	0.068	0.50	1	EPA SW846-8260B	09/10/2012 12:18	09/11/2012 02:08	SS
95-47-6	o-Xylene	ND		ug/L	0.050	0.50	1	EPA SW846-8260B	09/10/2012 12:18	09/11/2012 02:08	SS
1330-20-7P/M	p- & m- Xylenes	ND		ug/L	0.090	1.0	1	EPA SW846-8260B	09/10/2012 12:18	09/11/2012 02:08	SS
99-87-6	p-Isopropyltoluene	ND		ug/L	0.044	0.50	1	EPA SW846-8260B	09/10/2012 12:18	09/11/2012 02:08	SS
135-98-8	sec-Butylbenzene	ND		ug/L	0.050	0.50	1	EPA SW846-8260B	09/10/2012 12:18	09/11/2012 02:08	SS
100-42-5	Styrene	ND		ug/L	0.043	0.50	1	EPA SW846-8260B	09/10/2012 12:18	09/11/2012 02:08	SS
98-06-6	tert-Butylbenzene	ND		ug/L	0.050	0.50	1	EPA SW846-8260B	09/10/2012 12:18	09/11/2012 02:08	SS
127-18-4	Tetrachloroethylene	13		ug/L	0.070	0.50	1	EPA SW846-8260B	09/10/2012 12:18	09/11/2012 02:08	SS
108-88-3	Toluene	ND		ug/L	0.042	0.50	1	EPA SW846-8260B	09/10/2012 12:18	09/11/2012 02:08	SS
156-60-5	trans-1,2-Dichloroethylene	ND		ug/L	0.085	0.50	1	EPA SW846-8260B	09/10/2012 12:18	09/11/2012 02:08	SS
10061-02-6	trans-1,3-Dichloropropylene	ND		ug/L	0.060	0.50	1	EPA SW846-8260B	09/10/2012 12:18	09/11/2012 02:08	SS
79-01-6	Trichloroethylene	0.64		ug/L	0.071	0.50	1	EPA SW846-8260B	09/10/2012 12:18	09/11/2012 02:08	SS
75-69-4	Trichlorofluoromethane	ND		ug/L	0.094	0.50	1	EPA SW846-8260B	09/10/2012 12:18	09/11/2012 02:08	SS
75-01-4	Vinyl Chloride	ND		ug/L	0.062	0.50	1	EPA SW846-8260B	09/10/2012 12:18	09/11/2012 02:08	SS
1330-20-7	Xylenes, Total	ND		ug/L	0.12	1.5	1	EPA SW846-8260B	09/10/2012 12:18	09/11/2012 02:08	SS

Surrogate Recoveries

Result

Acceptance Range

17060-07-0	Surrogate: 1,2-Dichloroethane-d4	99.5 %	72.6-129
460-00-4	Surrogate: p-Bromofluorobenzene	91.3 %	63.5-145
2037-26-5	Surrogate: Toluene-d8	122 %	81.2-127

Sample Information

Client Sample ID: FRW-4

York Sample ID: 1210199-05

York Project (SDG) No.
1210199

Client Project ID
ROWE INDUSTRIES

Matrix
Water

Collection Date/Time
September 4, 2012 1:20 pm

Date Received
09/05/2012

Iron, Dissolved by EPA 6010

Log-in Notes:

Sample Notes:

Sample Prepared by Method: EPA 3010A

CAS No.	Parameter	Result	Flag	Units	MDL	RL	Dilution	Reference Method	Date/Time Prepared	Date/Time Analyzed	Analyst
7439-89-6	Iron	ND		mg/L	0.0100	0.0100	1	EPA SW846-6010B	09/10/2012 16:00	09/10/2012 20:30	MW

Iron by EPA 200.7

Log-in Notes:

Sample Notes:

Sample Prepared by Method: EPA 3010A

CAS No.	Parameter	Result	Flag	Units	MDL	RL	Dilution	Reference Method	Date/Time Prepared	Date/Time Analyzed	Analyst
7439-89-6	Iron	4.92		mg/L	0.0100	0.0100	1	EPA 200.7	09/10/2012 16:00	09/10/2012 20:35	MW

Manganese by EPA 200.7

Log-in Notes:

Sample Notes:

Sample Prepared by Method: EPA 3010A

CAS No.	Parameter	Result	Flag	Units	MDL	RL	Dilution	Reference Method	Date/Time Prepared	Date/Time Analyzed	Analyst
7439-96-5	Manganese	0.0562		mg/L	0.00200	0.00500	1	EPA 200.7	09/10/2012 16:00	09/10/2012 20:35	MW

Nitrate (as N)

Log-in Notes:

Sample Notes:

Sample Prepared by Method: EPA 300

CAS No.	Parameter	Result	Flag	Units	MDL	RL	Dilution	Reference Method	Date/Time Prepared	Date/Time Analyzed	Analyst
14797-55-8	Nitrate as N	0.242		mg/L	0.0120	0.0500	1	EPA 300	09/06/2012 19:54	09/06/2012 19:54	AD

Sulfate as SO4

Log-in Notes:

Sample Notes:

Sample Prepared by Method: EPA 300

CAS No.	Parameter	Result	Flag	Units	MDL	RL	Dilution	Reference Method	Date/Time Prepared	Date/Time Analyzed	Analyst
14808-79-8	Sulfate	2.20		mg/L	0.0860	1.00	1	EPA Method 300.0	09/06/2012 19:54	09/06/2012 19:54	AD

Chemical Oxygen Demand (COD)

Log-in Notes:

Sample Notes:

Sample Prepared by Method: Analysis Preparation

CAS No.	Parameter	Result	Flag	Units	MDL	RL	Dilution	Reference Method	Date/Time Prepared	Date/Time Analyzed	Analyst
	Chemical Oxygen Demand (COD)	ND		mg/L	10	10	1	SM 5220 B	09/12/2012 13:19	09/12/2012 13:19	AA

Total Organic Carbon

Log-in Notes:

Sample Notes:

Sample Prepared by Method: Analysis Preparation

CAS No.	Parameter	Result	Flag	Units	MDL	RL	Dilution	Reference Method	Date/Time Prepared	Date/Time Analyzed	Analyst
	Total Organic Carbon (TOC)	1.38		mg/L	1.00	1.00	1	SM 5310C	09/11/2012 09:43	09/12/2012 08:38	AMC

Analytical Batch Summary

Batch ID: BI20269 **Preparation Method:** Analysis Preparation **Prepared By:** AA

YORK Sample ID	Client Sample ID	Preparation Date
12I0199-01	FRW-1	09/12/12
12I0199-02	FRW-2	09/12/12
12I0199-03	MW-98-05A	09/12/12
12I0199-04	FRW-3	09/12/12
12I0199-05	FRW-4	09/12/12
BI20269-BLK1	Blank	09/12/12
BI20269-BS1	LCS	09/12/12
BI20269-DUP1	Duplicate	09/12/12
BI20269-MS1	Matrix Spike	09/12/12

Batch ID: BI20301 **Preparation Method:** EPA 300 **Prepared By:** AD

YORK Sample ID	Client Sample ID	Preparation Date
12I0199-01	FRW-1	09/06/12
12I0199-02	FRW-2	09/06/12
12I0199-03	MW-98-05A	09/06/12
12I0199-04	FRW-3	09/06/12
12I0199-05	FRW-4	09/06/12
BI20301-BLK1	Blank	09/06/12
BI20301-BS1	LCS	09/06/12
BI20301-DUP1	Duplicate	09/06/12
BI20301-SRM1	Reference	09/06/12

Batch ID: BI20313 **Preparation Method:** EPA 5030B **Prepared By:** AY

YORK Sample ID	Client Sample ID	Preparation Date
12I0199-01	FRW-1	09/10/12
12I0199-02	FRW-2	09/11/12
BI20313-BLK1	Blank	09/12/12
BI20313-BS1	LCS	09/12/12
BI20313-BSD1	LCS Dup	09/12/12

Batch ID: BI20316 **Preparation Method:** EPA 5030B **Prepared By:** AY

YORK Sample ID	Client Sample ID	Preparation Date
12I0199-03	MW-98-05A	09/10/12
12I0199-04	FRW-3	09/10/12
12I0199-05	FRW-4	09/10/12
BI20316-BLK1	Blank	09/10/12
BI20316-BS1	LCS	09/10/12
BI20316-BSD1	LCS Dup	09/10/12

Batch ID: BI20317 **Preparation Method:** EPA 3010A **Prepared By:** MW

YORK Sample ID	Client Sample ID	Preparation Date
12I0199-01	FRW-1	09/10/12

YORK

ANALYTICAL LABORATORIES, INC.

12I0199-01	FRW-1	09/10/12
12I0199-02	FRW-2	09/10/12
12I0199-02	FRW-2	09/10/12
12I0199-03	MW-98-05A	09/10/12
12I0199-03	MW-98-05A	09/10/12
12I0199-04	FRW-3	09/10/12
12I0199-04	FRW-3	09/10/12
12I0199-05	FRW-4	09/10/12
12I0199-05	FRW-4	09/10/12
BI20317-BLK1	Blank	09/10/12
BI20317-BLK1	Blank	09/10/12
BI20317-SRM1	Reference	09/10/12
BI20317-SRM1	Reference	09/10/12

Batch ID: BI20344

Preparation Method: Analysis Preparation

Prepared By: AMC

YORK Sample ID	Client Sample ID	Preparation Date
12I0199-01	FRW-1	09/11/12
12I0199-02	FRW-2	09/11/12
12I0199-03	MW-98-05A	09/11/12
12I0199-04	FRW-3	09/11/12
12I0199-05	FRW-4	09/11/12
BI20344-BLK1	Blank	09/11/12
BI20344-BS1	LCS	09/11/12
BI20344-DUP2	Duplicate	09/11/12
BI20344-MS2	Matrix Spike	09/11/12

Volatile Organic Compounds by EPA SW846-8260B - Quality Control Data

York Analytical Laboratories, Inc.

Analyte	Result	Reporting Limit	Units	Spike Level	Source* Result	%REC	%REC Limits	Flag	RPD	RPD Limit	Flag
---------	--------	--------------------	-------	----------------	-------------------	------	----------------	------	-----	--------------	------

Batch BI20313 - EPA 5030B

Blank (BI20313-BLK1)

Prepared & Analyzed: 09/12/2012

1,1,1,2-Tetrachloroethane	ND	0.50	ug/L								
1,1,1-Trichloroethane	ND	0.50	"								
1,1,2,2-Tetrachloroethane	ND	0.50	"								
1,1,2-Trichloro-1,2,2-trifluoroethane (Freon 113)	ND	0.50	"								
1,1,2-Trichloroethane	ND	0.50	"								
1,1-Dichloroethane	ND	0.50	"								
1,1-Dichloroethylene	ND	0.50	"								
1,1-Dichloropropylene	ND	0.50	"								
1,2,3-Trichlorobenzene	ND	2.0	"								
1,2,3-Trichloropropane	ND	0.50	"								
1,2,4-Trichlorobenzene	ND	2.0	"								
1,2,4-Trimethylbenzene	ND	0.50	"								
1,2-Dibromo-3-chloropropane	ND	2.0	"								
1,2-Dibromoethane	ND	0.50	"								
1,2-Dichlorobenzene	ND	0.50	"								
1,2-Dichloroethane	ND	0.50	"								
1,2-Dichloropropane	ND	0.50	"								
1,3,5-Trimethylbenzene	ND	0.50	"								
1,3-Dichlorobenzene	ND	0.50	"								
1,3-Dichloropropane	ND	0.50	"								
1,4-Dichlorobenzene	ND	0.50	"								
2,2-Dichloropropane	ND	0.50	"								
2-Chlorotoluene	ND	0.50	"								
2-Hexanone	ND	0.50	"								
4-Chlorotoluene	ND	0.50	"								
Acetone	2.6	2.0	"								
Benzene	ND	0.50	"								
Bromobenzene	ND	0.50	"								
Bromochloromethane	ND	0.50	"								
Bromodichloromethane	ND	0.50	"								
Bromoform	ND	0.50	"								
Bromomethane	ND	0.50	"								
Carbon tetrachloride	ND	0.50	"								
Chlorobenzene	ND	0.50	"								
Chloroethane	ND	0.50	"								
Chloroform	ND	0.50	"								
Chloromethane	ND	0.50	"								
cis-1,2-Dichloroethylene	ND	0.50	"								
cis-1,3-Dichloropropylene	ND	0.50	"								
Dibromochloromethane	ND	0.50	"								
Dibromomethane	ND	0.50	"								
Dichlorodifluoromethane	ND	0.50	"								
Ethyl Benzene	ND	0.50	"								
Hexachlorobutadiene	ND	0.50	"								
Isopropylbenzene	ND	0.50	"								
Methyl tert-butyl ether (MTBE)	ND	0.50	"								
Methylene chloride	0.29	2.0	"								
Naphthalene	1.4	2.0	"								
n-Butylbenzene	ND	0.50	"								
n-Propylbenzene	ND	0.50	"								
o-Xylene	ND	0.50	"								
p- & m- Xylenes	ND	1.0	"								
p-Isopropyltoluene	ND	0.50	"								
sec-Butylbenzene	ND	0.50	"								

Volatile Organic Compounds by EPA SW846-8260B - Quality Control Data

York Analytical Laboratories, Inc.

Analyte	Result	Reporting Limit	Units	Spike Level	Source* Result	%REC Limits	%REC Limits	Flag	RPD	RPD Limit	Flag
Batch BI20313 - EPA 5030B											
Blank (BI20313-BLK1)											
											Prepared & Analyzed: 09/12/2012
Styrene	ND	0.50	ug/L								
tert-Butylbenzene	ND	0.50	"								
Tetrachloroethylene	ND	0.50	"								
Toluene	ND	0.50	"								
trans-1,2-Dichloroethylene	ND	0.50	"								
trans-1,3-Dichloropropylene	ND	0.50	"								
Trichloroethylene	ND	0.50	"								
Trichlorofluoromethane	ND	0.50	"								
Vinyl Chloride	ND	0.50	"								
Xylenes, Total	ND	1.5	"								
<hr/>											
<i>Surrogate: 1,2-Dichloroethane-d4</i>	9.46		"	10.0		94.6	72.6-129				
<i>Surrogate: p-Bromofluorobenzene</i>	9.63		"	10.0		96.3	63.5-145				
<i>Surrogate: Toluene-d8</i>	9.83		"	10.0		98.3	81.2-127				
<hr/>											
LCS (BI20313-BS1)											
											Prepared & Analyzed: 09/12/2012
1,1,1,2-Tetrachloroethane	10.9		ug/L	10.0		109	82.3-130				
1,1,1-Trichloroethane	12.0		"	10.0		120	75.6-137				
1,1,2,2-Tetrachloroethane	9.62		"	10.0		96.2	71.3-131				
1,1,2-Trichloro-1,2,2-trifluoroethane (Freon 113)	12.3		"	10.0		123	71.1-129				
1,1,2-Trichloroethane	9.94		"	10.0		99.4	74.5-129				
1,1-Dichloroethane	14.1		"	10.0		141	79.6-132	High Bias			
1,1-Dichloroethylene	12.9		"	10.0		129	80.2-146				
1,1-Dichloropropylene	11.7		"	10.0		117	75-136				
1,2,3-Trichlorobenzene	11.8		"	10.0		118	66.1-136				
1,2,3-Trichloropropane	9.14		"	10.0		91.4	63-131				
1,2,4-Trichlorobenzene	10.8		"	10.0		108	70.6-136				
1,2,4-Trimethylbenzene	12.3		"	10.0		123	75.3-135				
1,2-Dibromo-3-chloropropane	11.0		"	10.0		110	58.9-140				
1,2-Dibromoethane	10.4		"	10.0		104	79-130				
1,2-Dichlorobenzene	10.5		"	10.0		105	76.1-122				
1,2-Dichloroethane	10.6		"	10.0		106	74.6-132				
1,2-Dichloropropane	11.5		"	10.0		115	76.9-129				
1,3,5-Trimethylbenzene	12.0		"	10.0		120	70.6-127				
1,3-Dichlorobenzene	11.1		"	10.0		111	77-124				
1,3-Dichloropropane	10.0		"	10.0		100	75.8-126				
1,4-Dichlorobenzene	10.8		"	10.0		108	76.6-125				
2,2-Dichloropropane	7.40		"	10.0		74.0	69-133				
2-Chlorotoluene	10.6		"	10.0		106	66.3-119				
2-Hexanone	7.64		"	10.0		76.4	70-130				
4-Chlorotoluene	11.1		"	10.0		111	69.2-127				
Acetone	12.2		"	10.0		122	70-130				
Benzene	11.0		"	10.0		110	76.2-129				
Bromobenzene	9.97		"	10.0		99.7	71.3-123				
Bromochloromethane	10.4		"	10.0		104	70.8-137				
Bromodichloromethane	12.0		"	10.0		120	79.7-134				
Bromoform	11.0		"	10.0		110	70.5-141				
Bromomethane	7.17		"	10.0		71.7	43.9-147				
Carbon tetrachloride	11.6		"	10.0		116	78.1-138				
Chlorobenzene	11.1		"	10.0		111	80.4-125				
Chloroethane	6.81		"	10.0		68.1	55.8-140				
Chloroform	11.5		"	10.0		115	76.6-133				
Chloromethane	8.84		"	10.0		88.4	48.8-115				
cis-1,2-Dichloroethylene	12.1		"	10.0		121	75.1-128				
cis-1,3-Dichloropropylene	10.4		"	10.0		104	74.5-128				

Volatile Organic Compounds by EPA SW846-8260B - Quality Control Data

York Analytical Laboratories, Inc.

Analyte	Result	Reporting Limit	Units	Spike Level	Source* Result	%REC Limits	Flag	RPD	RPD Limit	Flag
Batch BI20313 - EPA 5030B										
LCS (BI20313-BS1)										
Prepared & Analyzed: 09/12/2012										
Dibromochloromethane	10.8		ug/L	10.0		108			79.8-134	
Dibromomethane	11.3		"	10.0		113			79-130	
Dichlorodifluoromethane	7.63		"	10.0		76.3			47.1-101	
Ethyl Benzene	11.8		"	10.0		118			80.8-128	
Hexachlorobutadiene	12.5		"	10.0		125			64.8-128	
Isopropylbenzene	12.0		"	10.0		120			75.5-135	
Methyl tert-butyl ether (MTBE)	6.91		"	10.0		69.1			65.1-140	
Methylene chloride	10.7		"	10.0		107			61.3-120	
Naphthalene	13.0		"	10.0		130			62.3-148	
n-Butylbenzene	11.9		"	10.0		119			67.2-123	
n-Propylbenzene	11.4		"	10.0		114			70.5-127	
o-Xylene	10.7		"	10.0		107			75.9-122	
p- & m- Xylenes	22.5		"	20.0		112			77.7-127	
p-Isopropyltoluene	12.5		"	10.0		125			75.6-129	
sec-Butylbenzene	11.8		"	10.0		118			71.5-125	
Styrene	10.6		"	10.0		106			77.8-123	
tert-Butylbenzene	13.4		"	10.0		134			75.9-151	
Tetrachloroethylene	12.4		"	10.0		124			63.6-167	
Toluene	11.5		"	10.0		115			77-123	
trans-1,2-Dichloroethylene	12.0		"	10.0		120			76.3-139	
trans-1,3-Dichloropropylene	9.80		"	10.0		98.0			72.5-137	
Trichloroethylene	12.2		"	10.0		122			77.9-130	
Trichlorofluoromethane	11.6		"	10.0		116			57.4-133	
Vinyl Chloride	10.1		"	10.0		101			54.9-124	
<i>Surrogate: 1,2-Dichloroethane-d4</i>	<i>9.42</i>		<i>"</i>	<i>10.0</i>		<i>94.2</i>			<i>72.6-129</i>	
<i>Surrogate: p-Bromofluorobenzene</i>	<i>9.31</i>		<i>"</i>	<i>10.0</i>		<i>93.1</i>			<i>63.5-145</i>	
<i>Surrogate: Toluene-d8</i>	<i>10.4</i>		<i>"</i>	<i>10.0</i>		<i>104</i>			<i>81.2-127</i>	

Volatile Organic Compounds by EPA SW846-8260B - Quality Control Data

York Analytical Laboratories, Inc.

Analyte	Result	Reporting Limit	Units	Spike Level	Source* Result	%REC	%REC Limits	Flag	RPD	RPD Limit	Flag
Batch BI20313 - EPA 5030B											
LCS Dup (BI20313-BSD1)											
Prepared & Analyzed: 09/12/2012											
1,1,1,2-Tetrachloroethane	11.0		ug/L	10.0		110	82.3-130		0.274	21.1	
1,1,1-Trichloroethane	10.9		"	10.0		109	75.6-137		9.72	19.7	
1,1,2,2-Tetrachloroethane	10.8		"	10.0		108	71.3-131		11.6	20.8	
1,1,2-Trichloro-1,2,2-trifluoroethane (Freon 113)	10.1		"	10.0		101	71.1-129		19.9	21.7	
1,1,2-Trichloroethane	10.6		"	10.0		106	74.5-129		6.80	20.3	
1,1-Dichloroethane	10.6		"	10.0		106	79.6-132		28.5	20.6	Non-dir.
1,1-Dichloroethylene	10.4		"	10.0		104	80.2-146		21.2	20	Non-dir.
1,1-Dichloropropylene	10.9		"	10.0		109	75-136		6.71	19.3	
1,2,3-Trichlorobenzene	11.3		"	10.0		113	66.1-136		4.94	21.6	
1,2,3-Trichloropropane	10.3		"	10.0		103	63-131		11.9	23.9	
1,2,4-Trichlorobenzene	10.3		"	10.0		103	70.6-136		4.26	21.7	
1,2,4-Trimethylbenzene	10.7		"	10.0		107	75.3-135		13.5	18.8	
1,2-Dibromo-3-chloropropane	10.2		"	10.0		102	58.9-140		7.07	27.7	
1,2-Dibromoethane	11.0		"	10.0		110	79-130		5.05	23	
1,2-Dichlorobenzene	10.5		"	10.0		105	76.1-122		0.286	19.8	
1,2-Dichloroethane	10.6		"	10.0		106	74.6-132		0.943	20.2	
1,2-Dichloropropane	10.8		"	10.0		108	76.9-129		6.19	20.7	
1,3,5-Trimethylbenzene	10.5		"	10.0		105	70.6-127		13.0	18.9	
1,3-Dichlorobenzene	10.6		"	10.0		106	77-124		4.33	19.2	
1,3-Dichloropropane	10.7		"	10.0		107	75.8-126		6.48	22.1	
1,4-Dichlorobenzene	10.6		"	10.0		106	76.6-125		2.43	18.6	
2,2-Dichloropropane	10.2		"	10.0		102	69-133		31.4	19.8	Non-dir.
2-Chlorotoluene	9.86		"	10.0		98.6	66.3-119		6.95	21.6	
2-Hexanone	10.0		"	10.0		100	70-130		26.9	30	
4-Chlorotoluene	10.4		"	10.0		104	69.2-127		5.86	19	
Acetone	7.05		"	10.0		70.5	70-130		53.4	30	Non-dir.
Benzene	10.8		"	10.0		108	76.2-129		2.57	19	
Bromobenzene	10.5		"	10.0		105	71.3-123		4.99	20.3	
Bromochloromethane	10.7		"	10.0		107	70.8-137		2.66	23.9	
Bromodichloromethane	11.2		"	10.0		112	79.7-134		6.57	21	
Bromoform	11.4		"	10.0		114	70.5-141		3.56	21.8	
Bromomethane	7.82		"	10.0		78.2	43.9-147		8.67	28.4	
Carbon tetrachloride	11.2		"	10.0		112	78.1-138		3.61	20.1	
Chlorobenzene	10.8		"	10.0		108	80.4-125		2.01	19.9	
Chloroethane	5.38		"	10.0		53.8	55.8-140	Low Bias	23.5	23.3	Non-dir.
Chloroform	10.7		"	10.0		107	76.6-133		7.01	20.3	
Chloromethane	7.40		"	10.0		74.0	48.8-115		17.7	24.5	
cis-1,2-Dichloroethylene	11.3		"	10.0		113	75.1-128		7.10	20.5	
cis-1,3-Dichloropropylene	11.0		"	10.0		110	74.5-128		5.49	19.9	
Dibromochloromethane	11.2		"	10.0		112	79.8-134		3.63	21.3	
Dibromomethane	11.2		"	10.0		112	79-130		0.713	22.4	
Dichlorodifluoromethane	6.35		"	10.0		63.5	47.1-101		18.3	23.9	
Ethyl Benzene	11.4		"	10.0		114	80.8-128		3.35	19.2	
Hexachlorobutadiene	11.0		"	10.0		110	64.8-128		12.7	20.6	
Isopropylbenzene	11.3		"	10.0		113	75.5-135		6.20	20	
Methyl tert-butyl ether (MTBE)	9.70		"	10.0		97.0	65.1-140		33.6	23.6	Non-dir.
Methylene chloride	9.20		"	10.0		92.0	61.3-120		15.4	20.4	
Naphthalene	12.1		"	10.0		121	62.3-148		6.95	27.1	
n-Butylbenzene	10.4		"	10.0		104	67.2-123		13.5	19.1	
n-Propylbenzene	10.5		"	10.0		105	70.5-127		7.69	23.4	
o-Xylene	10.1		"	10.0		101	75.9-122		5.57	19.3	
p- & m- Xylenes	21.2		"	20.0		106	77.7-127		6.14	18.6	
p-Isopropyltoluene	10.9		"	10.0		109	75.6-129		13.5	19.1	
sec-Butylbenzene	10.7		"	10.0		107	71.5-125		10.0	18.9	

Volatile Organic Compounds by EPA SW846-8260B - Quality Control Data

York Analytical Laboratories, Inc.

Analyte	Result	Reporting Limit	Units	Spike Level	Source* Result	%REC %REC	%REC Limits	Flag	RPD	RPD Limit	Flag
---------	--------	-----------------	-------	-------------	----------------	-----------	-------------	------	-----	-----------	------

Batch BI20313 - EPA 5030B

LCS Dup (BI20313-BSD1)

Prepared & Analyzed: 09/12/2012

Styrene	10.1		ug/L	10.0		101	77.8-123		4.93	20.9	
tert-Butylbenzene	12.4		"	10.0		124	75.9-151		7.21	20.9	
Tetrachloroethylene	10.9		"	10.0		109	63.6-167		12.9	27.7	
Toluene	10.8		"	10.0		108	77-123		6.11	18.7	
trans-1,2-Dichloroethylene	10.3		"	10.0		103	76.3-139		14.5	19.5	
trans-1,3-Dichloropropylene	10.8		"	10.0		108	72.5-137		9.52	19.3	
Trichloroethylene	10.9		"	10.0		109	77.9-130		11.9	20.5	
Trichlorofluoromethane	9.39		"	10.0		93.9	57.4-133		20.7	21.4	
Vinyl Chloride	7.93		"	10.0		79.3	54.9-124		24.1	22.3	Non-dir.
<i>Surrogate: 1,2-Dichloroethane-d4</i>	<i>9.91</i>		<i>"</i>	<i>10.0</i>		<i>99.1</i>	<i>72.6-129</i>				
<i>Surrogate: p-Bromofluorobenzene</i>	<i>9.85</i>		<i>"</i>	<i>10.0</i>		<i>98.5</i>	<i>63.5-145</i>				
<i>Surrogate: Toluene-d8</i>	<i>9.81</i>		<i>"</i>	<i>10.0</i>		<i>98.1</i>	<i>81.2-127</i>				

Batch BI20316 - EPA 5030B

Blank (BI20316-BLK1)

Prepared & Analyzed: 09/10/2012

1,1,1,2-Tetrachloroethane	ND	0.50	ug/L								
1,1,1-Trichloroethane	ND	0.50	"								
1,1,2,2-Tetrachloroethane	ND	0.50	"								
1,1,2-Trichloro-1,2,2-trifluoroethane (Freon 113)	ND	0.50	"								
1,1,2-Trichloroethane	ND	0.50	"								
1,1-Dichloroethane	ND	0.50	"								
1,1-Dichloroethylene	ND	0.50	"								
1,1-Dichloropropylene	ND	0.50	"								
1,2,3-Trichlorobenzene	0.62	2.0	"								
1,2,3-Trichloropropane	ND	0.50	"								
1,2,4-Trichlorobenzene	ND	2.0	"								
1,2,4-Trimethylbenzene	ND	0.50	"								
1,2-Dibromo-3-chloropropane	ND	2.0	"								
1,2-Dibromoethane	ND	0.50	"								
1,2-Dichlorobenzene	ND	0.50	"								
1,2-Dichloroethane	ND	0.50	"								
1,2-Dichloropropane	ND	0.50	"								
1,3,5-Trimethylbenzene	ND	0.50	"								
1,3-Dichlorobenzene	ND	0.50	"								
1,3-Dichloropropane	ND	0.50	"								
1,4-Dichlorobenzene	ND	0.50	"								
2,2-Dichloropropane	ND	0.50	"								
2-Chlorotoluene	ND	0.50	"								
2-Hexanone	ND	0.50	"								
4-Chlorotoluene	ND	0.50	"								
Acetone	4.3	2.0	"								
Benzene	ND	0.50	"								
Bromobenzene	ND	0.50	"								
Bromochloromethane	ND	0.50	"								
Bromodichloromethane	ND	0.50	"								
Bromoform	ND	0.50	"								
Bromomethane	ND	0.50	"								
Carbon tetrachloride	ND	0.50	"								
Chlorobenzene	ND	0.50	"								
Chloroethane	ND	0.50	"								
Chloroform	ND	0.50	"								
Chloromethane	ND	0.50	"								
cis-1,2-Dichloroethylene	ND	0.50	"								

Volatile Organic Compounds by EPA SW846-8260B - Quality Control Data

York Analytical Laboratories, Inc.

Analyte	Result	Reporting Limit	Units	Spike Level	Source* Result	%REC	%REC Limits	Flag	RPD	RPD Limit	Flag
---------	--------	--------------------	-------	----------------	-------------------	------	----------------	------	-----	--------------	------

Batch BI20316 - EPA 5030B

Blank (BI20316-BLK1)

Prepared & Analyzed: 09/10/2012

cis-1,3-Dichloropropylene	ND	0.50	ug/L								
Dibromochloromethane	ND	0.50	"								
Dibromomethane	ND	0.50	"								
Dichlorodifluoromethane	ND	0.50	"								
Ethyl Benzene	ND	0.50	"								
Hexachlorobutadiene	ND	0.50	"								
Isopropylbenzene	ND	0.50	"								
Methyl tert-butyl ether (MTBE)	ND	0.50	"								
Methylene chloride	0.35	2.0	"								
Naphthalene	2.4	2.0	"								
n-Butylbenzene	ND	0.50	"								
n-Propylbenzene	ND	0.50	"								
o-Xylene	ND	0.50	"								
p- & m- Xylenes	ND	1.0	"								
p-Isopropyltoluene	ND	0.50	"								
sec-Butylbenzene	ND	0.50	"								
Styrene	ND	0.50	"								
tert-Butylbenzene	ND	0.50	"								
Tetrachloroethylene	ND	0.50	"								
Toluene	ND	0.50	"								
trans-1,2-Dichloroethylene	ND	0.50	"								
trans-1,3-Dichloropropylene	ND	0.50	"								
Trichloroethylene	ND	0.50	"								
Trichlorofluoromethane	ND	0.50	"								
Vinyl Chloride	ND	0.50	"								
Xylenes, Total	ND	1.5	"								
<hr/>											
Surrogate: 1,2-Dichloroethane-d4	9.90		"	10.0		99.0	72.6-129				
Surrogate: p-Bromofluorobenzene	9.57		"	10.0		95.7	63.5-145				
Surrogate: Toluene-d8	9.62		"	10.0		96.2	81.2-127				

Volatile Organic Compounds by EPA SW846-8260B - Quality Control Data

York Analytical Laboratories, Inc.

Analyte	Result	Reporting Limit	Units	Spike Level	Source* Result	%REC Limits	%REC Limits	Flag	RPD	RPD Limit	Flag
Batch BI20316 - EPA 5030B											
LCS (BI20316-BS1)										Prepared & Analyzed: 09/10/2012	
1,1,1,2-Tetrachloroethane	10.3		ug/L	10.0		103	82.3-130				
1,1,1-Trichloroethane	11.1		"	10.0		111	75.6-137				
1,1,2,2-Tetrachloroethane	8.57		"	10.0		85.7	71.3-131				
1,1,2-Trichloro-1,2,2-trifluoroethane (Freon 113)	13.4		"	10.0		134	71.1-129	High Bias			
1,1,2-Trichloroethane	8.76		"	10.0		87.6	74.5-129				
1,1-Dichloroethane	10.5		"	10.0		105	79.6-132				
1,1-Dichloroethylene	13.5		"	10.0		135	80.2-146				
1,1-Dichloropropylene	11.8		"	10.0		118	75-136				
1,2,3-Trichlorobenzene	10.4		"	10.0		104	66.1-136				
1,2,3-Trichloropropane	8.19		"	10.0		81.9	63-131				
1,2,4-Trichlorobenzene	9.86		"	10.0		98.6	70.6-136				
1,2,4-Trimethylbenzene	13.6		"	10.0		136	75.3-135	High Bias			
1,2-Dibromo-3-chloropropane	9.42		"	10.0		94.2	58.9-140				
1,2-Dibromoethane	9.30		"	10.0		93.0	79-130				
1,2-Dichlorobenzene	10.0		"	10.0		100	76.1-122				
1,2-Dichloroethane	9.35		"	10.0		93.5	74.6-132				
1,2-Dichloropropane	10.2		"	10.0		102	76.9-129				
1,3,5-Trimethylbenzene	12.2		"	10.0		122	70.6-127				
1,3-Dichlorobenzene	10.9		"	10.0		109	77-124				
1,3-Dichloropropane	8.92		"	10.0		89.2	75.8-126				
1,4-Dichlorobenzene	10.7		"	10.0		107	76.6-125				
2,2-Dichloropropane	6.90		"	10.0		69.0	69-133				
2-Chlorotoluene	10.6		"	10.0		106	66.3-119				
2-Hexanone	6.90		"	10.0		69.0	70-130	Low Bias			
4-Chlorotoluene	11.1		"	10.0		111	69.2-127				
Acetone	11.6		"	10.0		116	70-130				
Benzene	10.9		"	10.0		109	76.2-129				
Bromobenzene	9.72		"	10.0		97.2	71.3-123				
Bromochloromethane	8.48		"	10.0		84.8	70.8-137				
Bromodichloromethane	9.83		"	10.0		98.3	79.7-134				
Bromoform	9.52		"	10.0		95.2	70.5-141				
Bromomethane	9.68		"	10.0		96.8	43.9-147				
Carbon tetrachloride	10.8		"	10.0		108	78.1-138				
Chlorobenzene	10.4		"	10.0		104	80.4-125				
Chloroethane	8.17		"	10.0		81.7	55.8-140				
Chloroform	10.2		"	10.0		102	76.6-133				
Chloromethane	8.97		"	10.0		89.7	48.8-115				
cis-1,2-Dichloroethylene	10.6		"	10.0		106	75.1-128				
cis-1,3-Dichloropropylene	9.53		"	10.0		95.3	74.5-128				
Dibromochloromethane	9.19		"	10.0		91.9	79.8-134				
Dibromomethane	10.2		"	10.0		102	79-130				
Dichlorodifluoromethane	8.22		"	10.0		82.2	47.1-101				
Ethyl Benzene	11.7		"	10.0		117	80.8-128				
Hexachlorobutadiene	12.7		"	10.0		127	64.8-128				
Isopropylbenzene	13.1		"	10.0		131	75.5-135				
Methyl tert-butyl ether (MTBE)	7.35		"	10.0		73.5	65.1-140				
Methylene chloride	9.32		"	10.0		93.2	61.3-120				
Naphthalene	10.9		"	10.0		109	62.3-148				
n-Butylbenzene	12.0		"	10.0		120	67.2-123				
n-Propylbenzene	12.2		"	10.0		122	70.5-127				
o-Xylene	10.1		"	10.0		101	75.9-122				
p- & m- Xylenes	22.0		"	20.0		110	77.7-127				
p-Isopropyltoluene	13.0		"	10.0		130	75.6-129	High Bias			
sec-Butylbenzene	12.5		"	10.0		125	71.5-125				

Volatile Organic Compounds by EPA SW846-8260B - Quality Control Data

York Analytical Laboratories, Inc.

Analyte	Result	Reporting Limit	Units	Spike Level	Source* Result	%REC Limits	Flag	RPD	Limit	Flag
Batch BI20316 - EPA 5030B										
Prepared & Analyzed: 09/10/2012										
LCS (BI20316-BS1)										
Styrene	11.6		ug/L	10.0		116				
tert-Butylbenzene	14.2		"	10.0		142				
Tetrachloroethylene	12.3		"	10.0		123				
Toluene	11.1		"	10.0		111				
trans-1,2-Dichloroethylene	12.4		"	10.0		124				
trans-1,3-Dichloropropylene	8.69		"	10.0		86.9				
Trichloroethylene	11.9		"	10.0		119				
Trichlorofluoromethane	10.9		"	10.0		109				
Vinyl Chloride	11.3		"	10.0		113				
<i>Surrogate: 1,2-Dichloroethane-d4</i>	8.47		"	10.0		84.7				
<i>Surrogate: p-Bromofluorobenzene</i>	10.0		"	10.0		100				
<i>Surrogate: Toluene-d8</i>	10.4		"	10.0		104				
Prepared & Analyzed: 09/10/2012										
LCS Dup (BI20316-BSD1)										
1,1,1,2-Tetrachloroethane	10.4		ug/L	10.0		104	82.3-130	1.25	21.1	
1,1,1-Trichloroethane	10.2		"	10.0		102	75.6-137	8.52	19.7	
1,1,2,2-Tetrachloroethane	10.0		"	10.0		100	71.3-131	15.7	20.8	
1,1,2-Trichloro-1,2,2-trifluoroethane (Freon 113)	10.6		"	10.0		106	71.1-129	23.3	21.7	Non-dir.
1,1,2-Trichloroethane	10.3		"	10.0		103	74.5-129	16.0	20.3	
1,1-Dichloroethane	8.52		"	10.0		85.2	79.6-132	21.2	20.6	Non-dir.
1,1-Dichloroethylene	10.9		"	10.0		109	80.2-146	21.0	20	Non-dir.
1,1-Dichloropropylene	10.7		"	10.0		107	75-136	9.45	19.3	
1,2,3-Trichlorobenzene	11.2		"	10.0		112	66.1-136	7.32	21.6	
1,2,3-Trichloropropane	8.86		"	10.0		88.6	63-131	7.86	23.9	
1,2,4-Trichlorobenzene	10.3		"	10.0		103	70.6-136	4.17	21.7	
1,2,4-Trimethylbenzene	11.5		"	10.0		115	75.3-135	17.1	18.8	
1,2-Dibromo-3-chloropropane	9.97		"	10.0		99.7	58.9-140	5.67	27.7	
1,2-Dibromoethane	10.4		"	10.0		104	79-130	11.6	23	
1,2-Dichlorobenzene	10.2		"	10.0		102	76.1-122	1.48	19.8	
1,2-Dichloroethane	10.7		"	10.0		107	74.6-132	13.3	20.2	
1,2-Dichloropropane	10.2		"	10.0		102	76.9-129	0.00	20.7	
1,3,5-Trimethylbenzene	10.1		"	10.0		101	70.6-127	18.7	18.9	
1,3-Dichlorobenzene	10.3		"	10.0		103	77-124	5.47	19.2	
1,3-Dichloropropane	10.2		"	10.0		102	75.8-126	12.9	22.1	
1,4-Dichlorobenzene	10.3		"	10.0		103	76.6-125	3.71	18.6	
2,2-Dichloropropane	9.37		"	10.0		93.7	69-133	30.4	19.8	Non-dir.
2-Chlorotoluene	9.16		"	10.0		91.6	66.3-119	14.9	21.6	
2-Hexanone	9.04		"	10.0		90.4	70-130	26.9	30	
4-Chlorotoluene	9.57		"	10.0		95.7	69.2-127	14.6	19	
Acetone	7.90		"	10.0		79.0	70-130	37.9	30	Non-dir.
Benzene	10.8		"	10.0		108	76.2-129	1.20	19	
Bromobenzene	9.49		"	10.0		94.9	71.3-123	2.39	20.3	
Bromochloromethane	9.86		"	10.0		98.6	70.8-137	15.0	23.9	
Bromodichloromethane	10.2		"	10.0		102	79.7-134	3.40	21	
Bromoform	10.5		"	10.0		105	70.5-141	10.2	21.8	
Bromomethane	10.5		"	10.0		105	43.9-147	8.03	28.4	
Carbon tetrachloride	10.5		"	10.0		105	78.1-138	3.28	20.1	
Chlorobenzene	10.4		"	10.0		104	80.4-125	0.673	19.9	
Chloroethane	6.80		"	10.0		68.0	55.8-140	18.3	23.3	
Chloroform	10.5		"	10.0		105	76.6-133	2.52	20.3	
Chloromethane	8.14		"	10.0		81.4	48.8-115	9.70	24.5	
cis-1,2-Dichloroethylene	10.8		"	10.0		108	75.1-128	1.49	20.5	
cis-1,3-Dichloropropylene	10.2		"	10.0		102	74.5-128	6.69	19.9	
Dibromochloromethane	10.9		"	10.0		109	79.8-134	17.0	21.3	

Volatile Organic Compounds by EPA SW846-8260B - Quality Control Data

York Analytical Laboratories, Inc.

Analyte	Result	Reporting Limit	Units	Spike Level	Source* Result	%REC Limits	Flag	RPD	RPD Limit	Flag
Batch BI20316 - EPA 5030B										
LCS Dup (BI20316-BSD1)										
Prepared & Analyzed: 09/10/2012										
Dibromomethane	11.4		ug/L	10.0		114 79-130		10.7	22.4	
Dichlorodifluoromethane	6.77		"	10.0		67.7 47.1-101		19.3	23.9	
Ethyl Benzene	10.7		"	10.0		107 80.8-128		8.56	19.2	
Hexachlorobutadiene	10.3		"	10.0		103 64.8-128		21.0	20.6	Non-dir.
Isopropylbenzene	10.5		"	10.0		105 75.5-135		21.9	20	Non-dir.
Methyl tert-butyl ether (MTBE)	10.6		"	10.0		106 65.1-140		36.3	23.6	Non-dir.
Methylene chloride	9.02		"	10.0		90.2 61.3-120		3.27	20.4	
Naphthalene	13.0		"	10.0		130 62.3-148		17.8	27.1	
n-Butylbenzene	9.51		"	10.0		95.1 67.2-123		23.1	19.1	Non-dir.
n-Propylbenzene	9.60		"	10.0		96.0 70.5-127		24.0	23.4	Non-dir.
o-Xylene	9.72		"	10.0		97.2 75.9-122		3.83	19.3	
p- & m- Xylenes	20.2		"	20.0		101 77.7-127		8.40	18.6	
p-Isopropyltoluene	10.4		"	10.0		104 75.6-129		22.4	19.1	Non-dir.
sec-Butylbenzene	9.75		"	10.0		97.5 71.5-125		24.8	18.9	Non-dir.
Styrene	11.8		"	10.0		118 77.8-123		2.23	20.9	
tert-Butylbenzene	11.6		"	10.0		116 75.9-151		20.3	20.9	
Tetrachloroethylene	10.3		"	10.0		103 63.6-167		17.7	27.7	
Toluene	10.2		"	10.0		102 77-123		8.55	18.7	
trans-1,2-Dichloroethylene	11.0		"	10.0		110 76.3-139		11.3	19.5	
trans-1,3-Dichloropropylene	10.4		"	10.0		104 72.5-137		17.5	19.3	
Trichloroethylene	10.4		"	10.0		104 77.9-130		13.5	20.5	
Trichlorofluoromethane	9.08		"	10.0		90.8 57.4-133		18.5	21.4	
Vinyl Chloride	8.93		"	10.0		89.3 54.9-124		23.1	22.3	Non-dir.
<i>Surrogate: 1,2-Dichloroethane-d4</i>	<i>9.51</i>		<i>"</i>	<i>10.0</i>		<i>95.1 72.6-129</i>				
<i>Surrogate: p-Bromofluorobenzene</i>	<i>9.44</i>		<i>"</i>	<i>10.0</i>		<i>94.4 63.5-145</i>				
<i>Surrogate: Toluene-d8</i>	<i>9.90</i>		<i>"</i>	<i>10.0</i>		<i>99.0 81.2-127</i>				

Metals by EPA 6000 Series Methods - Quality Control Data

York Analytical Laboratories, Inc.

Analyte	Result	Reporting Limit	Units	Spike Level	Source* Result	%REC Limits	Flag	RPD	RPD Limit	Flag
Batch BI20317 - EPA 3010A										
Blank (BI20317-BLK1)							Prepared & Analyzed: 09/10/2012			
Iron - Dissolved	ND	0.0100	mg/L							
Reference (BI20317-SRM1)							Prepared & Analyzed: 09/10/2012			
Iron - Dissolved	0.266	0.0100	mg/L	0.274		97.0		86.9-115		

Metals by EPA 200 Series Methods - Quality Control Data

York Analytical Laboratories, Inc.

Analyte	Result	Reporting Limit	Units	Spike Level	Source* Result	%REC	%REC Limits	Flag	RPD	RPD Limit	Flag
---------	--------	-----------------	-------	-------------	----------------	------	-------------	------	-----	-----------	------

Batch BI20317 - EPA 3010A

Blank (BI20317-BLK1)

Prepared & Analyzed: 09/10/2012

Iron	ND	0.0100	mg/L							
Manganese	ND	0.00500	"							

Reference (BI20317-SRM1)

Prepared & Analyzed: 09/10/2012

Iron	0.266	0.0100	mg/L	0.274		97.0	86.9-115			
Manganese	0.907	0.00500	"	0.880		103	89.8-111			

YORK

ANALYTICAL LABORATORIES, INC.

Anions by EPA Method 300.0 - Quality Control Data

York Analytical Laboratories, Inc.

Analyte	Result	Reporting Limit	Units	Spike Level	Source* Result	%REC Limits	Flag	RPD	RPD Limit	Flag
Batch BI20301 - EPA 300										
Blank (BI20301-BLK1)										
							Prepared & Analyzed: 09/06/2012			
Sulfate	ND	1.00	mg/L							
Nitrate as N	ND	0.0500	"							
LCS (BI20301-BS1)										
							Prepared & Analyzed: 09/06/2012			
Nitrate as N	9.75	0.0500	mg/L	10.0		97.5			90-110	
Sulfate	9.93	1.00	"	10.0		99.3			85-115	
Duplicate (BI20301-DUP1)										
							Prepared & Analyzed: 09/06/2012			
*Source sample: 12I0199-01 (FRW-1)										
Nitrate as N	0.212	0.0500	mg/L		0.210				0.758	15
Sulfate	6.29	1.00	"		6.38				1.42	15
Reference (BI20301-SRM1)										
							Prepared & Analyzed: 09/06/2012			
Sulfate	19.0		mg/L	18.5		103			90-110	
Nitrate as N	12.7		"	12.7		100			90-110	

Wet Chemistry Parameters - Quality Control Data

York Analytical Laboratories, Inc.

Analyte	Result	Reporting Limit	Units	Spike Level	Source* Result	%REC	%REC Limits	Flag	RPD	RPD Limit	Flag
---------	--------	--------------------	-------	----------------	-------------------	------	----------------	------	-----	--------------	------

Batch BI20269 - Analysis Preparation

Blank (BI20269-BLK1)							Prepared & Analyzed: 09/12/2012				
Chemical Oxygen Demand (COD)	ND	10	mg/L								
LCS (BI20269-BS1)							Prepared & Analyzed: 09/12/2012				
Chemical Oxygen Demand (COD)	98	10	mg/L	100		97.7	79-128				
Duplicate (BI20269-DUP1) *Source sample: 12I0199-01 (FRW-1)							Prepared & Analyzed: 09/12/2012				
Chemical Oxygen Demand (COD)	ND	10	mg/L		ND					20	
Matrix Spike (BI20269-MS1) *Source sample: 12I0199-01 (FRW-1)							Prepared & Analyzed: 09/12/2012				
Chemical Oxygen Demand (COD)	120	10	mg/L	100	ND	122	73.3-123				

Batch BI20344 - Analysis Preparation

Blank (BI20344-BLK1)							Prepared: 09/11/2012 Analyzed: 09/12/2012				
Total Organic Carbon (TOC)	ND	1.00	mg/L								
LCS (BI20344-BS1)							Prepared: 09/11/2012 Analyzed: 09/12/2012				
Total Organic Carbon (TOC)	51.2		mg/L	49.0		105	79.5-125.1				
Duplicate (BI20344-DUP2) *Source sample: 12I0199-01 (FRW-1)							Prepared: 09/11/2012 Analyzed: 09/12/2012				
Total Organic Carbon (TOC)	2.42	1.00	mg/L		2.41				0.663	20	
Matrix Spike (BI20344-MS2) *Source sample: 12I0199-01 (FRW-1)							Prepared: 09/11/2012 Analyzed: 09/12/2012				
Total Organic Carbon (TOC)	24.2		mg/L	20.0	2.41	109	70-130				

Notes and Definitions

QL-02	This LCS analyte is outside Laboratory Recovery limits due the analyte behavior using the referenced method. The reference method has certain limitations with respect to analytes of this nature.
J	Detected below the Reporting Limit but greater than or equal to the Method Detection Limit (MDL); therefore, the result is an estimated concentration.
B	Analyte is found in the associated analysis batch blank. For volatiles, methylene chloride and acetone are common lab contaminants. Data users should consider anything <10x the blank value as artifact.

ND	Analyte NOT DETECTED at the stated Reporting Limit (RL) or above.
RL	REPORTING LIMIT - the minimum reportable value based upon the lowest point in the analyte calibration curve.
MDL	METHOD DETECTION LIMIT - the minimum concentration that can be measured and reported with a 99% confidence that the concentration is greater than zero. If requested or required, a value reported below the RL and above the MDL is considered estimated and is noted with a "J" flag.
NR	Not reported
RPD	Relative Percent Difference
Wet	The data has been reported on an as-received (wet weight) basis
Low Bias	Low Bias flag indicates that the recovery of the flagged analyte is below the laboratory or regulatory lower control limit. The data user should take note that this analyte may be biased low but should evaluate multiple lines of evidence including the LCS and site-specific MS/MSD data to draw bias conclusions. In cases where no site-specific MS/MSD was requested, only the LCS data can be used to evaluate such bias.
High Bias	High Bias flag indicates that the recovery of the flagged analyte is above the laboratory or regulatory upper control limit. The data user should take note that this analyte may be biased high but should evaluate multiple lines of evidence including the LCS and site-specific MS/MSD data to draw bias conclusions. In cases where no site-specific MS/MSD was requested, only the LCS data can be used to evaluate such bias.
Non-Dir.	Non-dir. flag (Non-Directional Bias) indicates that the Relative Percent Difference (RPD) (a measure of precision) among the MS and MSD data is outside the laboratory or regulatory control limit. This alerts the data user where the MS and MSD are from site-specific samples that the RPD is high due to either non-homogeneous distribution of target analyte between the MS/MSD or indicates poor reproducibility for other reasons.

If EPA SW-846 method 8270 is included herein it is noted that the target compound N-nitrosodiphenylamine (NDPA) decomposes in the gas chromatographic inlet and cannot be separated from diphenylamine (DPA). These results could actually represent 100% DPA, 100% NDPA or some combination of the two. For this reason, York reports the combined result for n-nitrosodiphenylamine and diphenylamine for either of these compounds as a combined concentration as Diphenylamine.

Field Chain-of-Custody Record

NOTE: York's Std. Terms & Conditions are listed on the back side of this document. This document serves as your written authorization to York to proceed with the analyses requested and your signature binds you to York's Std. Terms & Conditions unless superseded by written contract.

York Project No. 1210199

YOUR Information Company: <u>LBG, Inc</u> Address: <u>4 Research</u> Phone No. <u>203-944-5000</u> Contact Person: <u>Tunde Sander</u> E-Mail Address: <u>tsander@lbgc.com</u>		Report To: Company: <u>same</u> Address: <u>same</u> Phone No. <u>same</u> Attention: <u>same</u> E-Mail Address: <u>same</u>		Invoice To: Company: <u>same</u> Address: <u>same</u> Phone No. <u>same</u> Attention: <u>same</u> E-Mail Address: <u>same</u>		YOUR Project ID Purchase Order No. <u>Rawe Industries</u> <u>NABSAG</u> Samples from: CT NY X NJ		Turn-Around Time RUSH - Same Day <input type="checkbox"/> RUSH - Next Day <input type="checkbox"/> RUSH - Two Day <input type="checkbox"/> RUSH - Three Day <input type="checkbox"/> RUSH - Four Day <input type="checkbox"/> Standard(5-7 Days) <input checked="" type="checkbox"/>		Report Type Summary Report <u>X, PDF</u> Summary w/ QA Summary <u>X, PDF</u> CT RCP Package CTRCP DOA/DUE Pkg NY ASP A Package NY ASP B Package <u>X, PDF</u> NJDEP Red. Deliv. Electronic Data Deliverables (EDD) Simple Excel <u>X</u> NYSDEC EQuIS EQuIS (std) EZ-EDD (EQuIS) NJDEP SRP HazSite EDD GIS/KEY (std) Other York Regulatory Comparison Excel Spreadsheet Compare to the following Regs. (please fill in):			
Matrix Codes S - soil Other - specify (oil, etc.) WW - wastewater GW - groundwater DW - drinking water Air-A - ambient air Air-SV - soil vapor		Volatiles 8260 full 624 STARS list BTEX MTBE TCL list TAGM list CT RCP list Arom. only Halog. only App. IX list 8021B list		Semi-Vols. Per/PCB/Herb RCRA8 STARS list BN Only Acids Only PAH list TAGM list CT RCP list NIDEP list Total Dissolved SPLP or TCLP Herb Chloridane 608 Pest SPLP or TCLP 608 PCB		Metals TPH GRO TPH DRO CT ETPH NY 310-13 TPH 1664 Air TO14A Air TO15 Air STARS Air VPH Air TICs Methane Helium		Misc. Org. Pri. Poll. TCL Organics TAL MeCN Full TCLP Full App. IX Part 360-Routine Part 360-Routine Part 360-Special Part 360-Special NYDEP Sewer NYSEK Sewer TAGM Silica		Choose Analyses Needed from the Menu Above and Enter Below VOC's by 8260, Nitrates, sulfates, manganese Total and dissolved Fe, COD, TOC		Container Description(s) 200L, HNO3 plastic, 1 H2SO4 plastic, 2 unpreserved plastic	

Sample Identification FIRW-1 FIRW-2 MW-98-05A FIRW-3 FIRW-4		Date Sampled 9-4-12 1035 1130 1210 1320		Sample Matrix GW ↓ ↓ ↓		Preservation Check those Applicable Special Instructions Field Filtered <input type="checkbox"/> Lab to Filter <input checked="" type="checkbox"/>		Temperature on Receipt 4-3 °C	
Comments Lab to filter for dissolved Fe		4°C <input checked="" type="checkbox"/> Frozen <input type="checkbox"/> HCl <input type="checkbox"/> ZnAc <input type="checkbox"/> MeOH <input checked="" type="checkbox"/> Ascorbic Acid <input type="checkbox"/> Other		HNO ₃ <input checked="" type="checkbox"/> H ₂ SO ₄ <input checked="" type="checkbox"/> NaOH <input type="checkbox"/>		Samples Relinquished By <u>[Signature]</u> Date/Time <u>9-5-12 10:55</u>		Samples Received By <u>[Signature]</u> Date/Time <u>9-5-12 1800</u>	
Samples Relinquished By _____ Date/Time _____		Samples Relinquished By _____ Date/Time _____		Samples Relinquished By _____ Date/Time _____		Samples Relinquished By _____ Date/Time _____		Samples Relinquished By _____ Date/Time _____	

YORK

ANALYTICAL LABORATORIES, INC.

Technical Report

prepared for:

Leggette Brashears & Graham Shelton Office

4 Research Drive, Suite 301

Shelton CT, 06484

Attention: Tunde Sandor

Report Date: 09/27/2012

Client Project ID: Rowe Industries

York Project (SDG) No.: 12I0690

CT License No. PH-0723

New Jersey License No. CT-005



New York License No. 10854

PA License No. 68-04440

Report Date: 09/27/2012
Client Project ID: Rowe Industries
York Project (SDG) No.: 12I0690

Leggette Brashears & Graham Shelton Office
4 Research Drive, Suite 301
Shelton CT, 06484
Attention: Tunde Sandor

Purpose and Results

This report contains the analytical data for the sample(s) identified on the attached chain-of-custody received in our laboratory on September 20, 2012 and listed below. The project was identified as your project: **Rowe Industries**.

The analyses were conducted utilizing appropriate EPA, Standard Methods, and ASTM methods as detailed in the data summary tables.

All samples were received in proper condition meeting the customary acceptance requirements for environmental samples except those indicated under the Notes section of this report.

All analyses met the method and laboratory standard operating procedure requirements except as indicated by any data flags, the meaning of which are explained in the attachment to this report, and case narrative if applicable.

The results of the analyses, which are all reported on dry weight basis (soils) unless otherwise noted, are detailed in the following pages.

Please contact Client Services at 203.325.1371 with any questions regarding this report.

<u>York Sample ID</u>	<u>Client Sample ID</u>	<u>Matrix</u>	<u>Date Collected</u>	<u>Date Received</u>
12I0690-01	FRW-1	Water	09/19/2012	09/20/2012
12I0690-02	FRW-2	Water	09/19/2012	09/20/2012
12I0690-03	FRW-3	Water	09/19/2012	09/20/2012
12I0690-04	FRW-4	Water	09/19/2012	09/20/2012
12I0690-05	MW-98-05A	Water	09/19/2012	09/20/2012

General Notes for York Project (SDG) No.: 12I0690

1. The RLs and MDLs (Reporting Limit and Method Detection Limit respectively) reported are adjusted for any dilution necessary due to the levels of target and/or non-target analytes and matrix interference. The RL(REPORTING LIMIT) is based upon the lowest standard utilized for the calibration where applicable.
2. Samples are retained for a period of thirty days after submittal of report, unless other arrangements are made.
3. York's liability for the above data is limited to the dollar value paid to York for the referenced project.
4. This report shall not be reproduced without the written approval of York Analytical Laboratories, Inc.
5. All samples were received in proper condition for analysis with proper documentation, unless otherwise noted.
6. All analyses conducted met method or Laboratory SOP requirements. See the Qualifiers and/or Narrative sections for further information.
7. It is noted that no analyses reported herein were subcontracted to another laboratory, unless noted in the report.
8. This report reflects results that relate only to the samples submitted on the attached chain-of-custody form(s) received by York.

Approved By:



Date: 09/27/2012

Robert Q. Bradley
Executive Vice President / Laboratory Director

YORK

Sample Information

Client Sample ID: FRW-1

York Sample ID: 1210690-01

York Project (SDG) No.
1210690

Client Project ID
Rowe Industries

Matrix
Water

Collection Date/Time
September 19, 2012 8:45 am

Date Received
09/20/2012

Volatile Organics, 8260 List - Low Level

Log-in Notes:

Sample Notes:

Sample Prepared by Method: EPA 5030B

CAS No.	Parameter	Result	Flag	Units	MDL	RL	Dilution	Reference Method	Date/Time Prepared	Date/Time Analyzed	Analyst
630-20-6	1,1,1,2-Tetrachloroethane	ND		ug/L	0.071	0.50	1	EPA SW846-8260B	09/25/2012 07:55	09/25/2012 07:55	SR
71-55-6	1,1,1-Trichloroethane	5.8		ug/L	0.024	0.50	1	EPA SW846-8260B	09/25/2012 07:55	09/25/2012 07:55	SR
79-34-5	1,1,2,2-Tetrachloroethane	ND		ug/L	0.17	0.50	1	EPA SW846-8260B	09/25/2012 07:55	09/25/2012 07:55	SR
76-13-1	1,2-Trichloro-1,2,2-trifluoroethane (Freon 113)	ND		ug/L	0.074	0.50	1	EPA SW846-8260B	09/25/2012 07:55	09/25/2012 07:55	SR
79-00-5	1,1,2-Trichloroethane	ND		ug/L	0.070	0.50	1	EPA SW846-8260B	09/25/2012 07:55	09/25/2012 07:55	SR
75-34-3	1,1-Dichloroethane	1.4		ug/L	0.044	0.50	1	EPA SW846-8260B	09/25/2012 07:55	09/25/2012 07:55	SR
75-35-4	1,1-Dichloroethylene	0.20	J	ug/L	0.044	0.50	1	EPA SW846-8260B	09/25/2012 07:55	09/25/2012 07:55	SR
563-58-6	1,1-Dichloropropylene	ND		ug/L	0.11	0.50	1	EPA SW846-8260B	09/25/2012 07:55	09/25/2012 07:55	SR
87-61-6	1,2,3-Trichlorobenzene	ND		ug/L	0.12	2.0	1	EPA SW846-8260B	09/25/2012 07:55	09/25/2012 07:55	SR
96-18-4	1,2,3-Trichloropropane	ND		ug/L	0.17	0.50	1	EPA SW846-8260B	09/25/2012 07:55	09/25/2012 07:55	SR
120-82-1	1,2,4-Trichlorobenzene	ND		ug/L	0.11	2.0	1	EPA SW846-8260B	09/25/2012 07:55	09/25/2012 07:55	SR
95-63-6	1,2,4-Trimethylbenzene	ND		ug/L	0.068	0.50	1	EPA SW846-8260B	09/25/2012 07:55	09/25/2012 07:55	SR
96-12-8	1,2-Dibromo-3-chloropropane	ND		ug/L	0.46	2.0	1	EPA SW846-8260B	09/25/2012 07:55	09/25/2012 07:55	SR
106-93-4	1,2-Dibromoethane	ND		ug/L	0.15	0.50	1	EPA SW846-8260B	09/25/2012 07:55	09/25/2012 07:55	SR
95-50-1	1,2-Dichlorobenzene	ND		ug/L	0.071	0.50	1	EPA SW846-8260B	09/25/2012 07:55	09/25/2012 07:55	SR
107-06-2	1,2-Dichloroethane	ND		ug/L	0.12	0.50	1	EPA SW846-8260B	09/25/2012 07:55	09/25/2012 07:55	SR
78-87-5	1,2-Dichloropropane	ND		ug/L	0.051	0.50	1	EPA SW846-8260B	09/25/2012 07:55	09/25/2012 07:55	SR
108-67-8	1,3,5-Trimethylbenzene	ND		ug/L	0.059	0.50	1	EPA SW846-8260B	09/25/2012 07:55	09/25/2012 07:55	SR
541-73-1	1,3-Dichlorobenzene	ND		ug/L	0.048	0.50	1	EPA SW846-8260B	09/25/2012 07:55	09/25/2012 07:55	SR
142-28-9	1,3-Dichloropropane	ND		ug/L	0.12	0.50	1	EPA SW846-8260B	09/25/2012 07:55	09/25/2012 07:55	SR
106-46-7	1,4-Dichlorobenzene	ND		ug/L	0.048	0.50	1	EPA SW846-8260B	09/25/2012 07:55	09/25/2012 07:55	SR
594-20-7	2,2-Dichloropropane	ND		ug/L	0.096	0.50	1	EPA SW846-8260B	09/25/2012 07:55	09/25/2012 07:55	SR
95-49-8	2-Chlorotoluene	ND		ug/L	0.084	0.50	1	EPA SW846-8260B	09/25/2012 07:55	09/25/2012 07:55	SR
591-78-6	2-Hexanone	ND		ug/L	0.24	0.50	1	EPA SW846-8260B	09/25/2012 07:55	09/25/2012 07:55	SR
106-43-4	4-Chlorotoluene	ND		ug/L	0.072	0.50	1	EPA SW846-8260B	09/25/2012 07:55	09/25/2012 07:55	SR
67-64-1	Acetone	ND		ug/L	0.90	2.0	1	EPA SW846-8260B	09/25/2012 07:55	09/25/2012 07:55	SR
71-43-2	Benzene	ND		ug/L	0.044	0.50	1	EPA SW846-8260B	09/25/2012 07:55	09/25/2012 07:55	SR
108-86-1	Bromobenzene	ND		ug/L	0.081	0.50	1	EPA SW846-8260B	09/25/2012 07:55	09/25/2012 07:55	SR
74-97-5	Bromochloromethane	ND		ug/L	0.10	0.50	1	EPA SW846-8260B	09/25/2012 07:55	09/25/2012 07:55	SR
75-27-4	Bromodichloromethane	ND		ug/L	0.054	0.50	1	EPA SW846-8260B	09/25/2012 07:55	09/25/2012 07:55	SR
75-25-2	Bromoform	ND		ug/L	0.079	0.50	1	EPA SW846-8260B	09/25/2012 07:55	09/25/2012 07:55	SR
74-83-9	Bromomethane	ND		ug/L	0.20	0.50	1	EPA SW846-8260B	09/25/2012 07:55	09/25/2012 07:55	SR
56-23-5	Carbon tetrachloride	ND		ug/L	0.085	0.50	1	EPA SW846-8260B	09/25/2012 07:55	09/25/2012 07:55	SR
108-90-7	Chlorobenzene	ND		ug/L	0.063	0.50	1	EPA SW846-8260B	09/25/2012 07:55	09/25/2012 07:55	SR

Sample Information

Client Sample ID: FRW-1

York Sample ID: 1210690-01

York Project (SDG) No.
1210690

Client Project ID
Rowe Industries

Matrix
Water

Collection Date/Time
September 19, 2012 8:45 am

Date Received
09/20/2012

Volatile Organics, 8260 List - Low Level

Log-in Notes:

Sample Notes:

Sample Prepared by Method: EPA 5030B

CAS No.	Parameter	Result	Flag	Units	MDL	RL	Dilution	Reference Method	Date/Time Prepared	Date/Time Analyzed	Analyst
75-00-3	Chloroethane	ND		ug/L	0.090	0.50	1	EPA SW846-8260B	09/25/2012 07:55	09/25/2012 07:55	SR
67-66-3	Chloroform	ND		ug/L	0.079	0.50	1	EPA SW846-8260B	09/25/2012 07:55	09/25/2012 07:55	SR
74-87-3	Chloromethane	ND		ug/L	0.076	0.50	1	EPA SW846-8260B	09/25/2012 07:55	09/25/2012 07:55	SR
156-59-2	cis-1,2-Dichloroethylene	170		ug/L	0.34	2.5	5	EPA SW846-8260B	09/25/2012 07:55	09/27/2012 12:24	SS
10061-01-5	cis-1,3-Dichloropropylene	ND		ug/L	0.067	0.50	1	EPA SW846-8260B	09/25/2012 07:55	09/25/2012 07:55	SR
124-48-1	Dibromochloromethane	ND		ug/L	0.053	0.50	1	EPA SW846-8260B	09/25/2012 07:55	09/25/2012 07:55	SR
74-95-3	Dibromomethane	ND		ug/L	0.12	0.50	1	EPA SW846-8260B	09/25/2012 07:55	09/25/2012 07:55	SR
75-71-8	Dichlorodifluoromethane	ND		ug/L	0.092	0.50	1	EPA SW846-8260B	09/25/2012 07:55	09/25/2012 07:55	SR
100-41-4	Ethyl Benzene	0.20	J	ug/L	0.057	0.50	1	EPA SW846-8260B	09/25/2012 07:55	09/25/2012 07:55	SR
87-68-3	Hexachlorobutadiene	ND		ug/L	0.12	0.50	1	EPA SW846-8260B	09/25/2012 07:55	09/25/2012 07:55	SR
98-82-8	Isopropylbenzene	ND		ug/L	0.056	0.50	1	EPA SW846-8260B	09/25/2012 07:55	09/25/2012 07:55	SR
1634-04-4	Methyl tert-butyl ether (MTBE)	ND		ug/L	0.48	0.50	1	EPA SW846-8260B	09/25/2012 07:55	09/25/2012 07:55	SR
75-09-2	Methylene chloride	ND		ug/L	0.26	2.0	1	EPA SW846-8260B	09/25/2012 07:55	09/25/2012 07:55	SR
91-20-3	Naphthalene	ND		ug/L	0.090	2.0	1	EPA SW846-8260B	09/25/2012 07:55	09/25/2012 07:55	SR
104-51-8	n-Butylbenzene	ND		ug/L	0.083	0.50	1	EPA SW846-8260B	09/25/2012 07:55	09/25/2012 07:55	SR
103-65-1	n-Propylbenzene	ND		ug/L	0.068	0.50	1	EPA SW846-8260B	09/25/2012 07:55	09/25/2012 07:55	SR
95-47-6	o-Xylene	ND		ug/L	0.050	0.50	1	EPA SW846-8260B	09/25/2012 07:55	09/25/2012 07:55	SR
1330-20-7P/M	p- & m- Xylenes	ND		ug/L	0.090	1.0	1	EPA SW846-8260B	09/25/2012 07:55	09/25/2012 07:55	SR
99-87-6	p-Isopropyltoluene	ND		ug/L	0.044	0.50	1	EPA SW846-8260B	09/25/2012 07:55	09/25/2012 07:55	SR
135-98-8	sec-Butylbenzene	ND		ug/L	0.050	0.50	1	EPA SW846-8260B	09/25/2012 07:55	09/25/2012 07:55	SR
100-42-5	Styrene	ND		ug/L	0.043	0.50	1	EPA SW846-8260B	09/25/2012 07:55	09/25/2012 07:55	SR
98-06-6	tert-Butylbenzene	ND		ug/L	0.050	0.50	1	EPA SW846-8260B	09/25/2012 07:55	09/25/2012 07:55	SR
127-18-4	Tetrachloroethylene	130		ug/L	0.35	2.5	5	EPA SW846-8260B	09/25/2012 07:55	09/27/2012 12:24	SS
108-88-3	Toluene	0.10	J	ug/L	0.042	0.50	1	EPA SW846-8260B	09/25/2012 07:55	09/25/2012 07:55	SR
156-60-5	trans-1,2-Dichloroethylene	0.32	J	ug/L	0.085	0.50	1	EPA SW846-8260B	09/25/2012 07:55	09/25/2012 07:55	SR
10061-02-6	trans-1,3-Dichloropropylene	ND		ug/L	0.060	0.50	1	EPA SW846-8260B	09/25/2012 07:55	09/25/2012 07:55	SR
79-01-6	Trichloroethylene	39		ug/L	0.071	0.50	1	EPA SW846-8260B	09/25/2012 07:55	09/25/2012 07:55	SR
75-69-4	Trichlorofluoromethane	ND		ug/L	0.094	0.50	1	EPA SW846-8260B	09/25/2012 07:55	09/25/2012 07:55	SR
75-01-4	Vinyl Chloride	0.80		ug/L	0.062	0.50	1	EPA SW846-8260B	09/25/2012 07:55	09/25/2012 07:55	SR
1330-20-7	Xylenes, Total	ND		ug/L	0.12	1.5	1	EPA SW846-8260B	09/25/2012 07:55	09/25/2012 07:55	SR
Surrogate Recoveries		Result	Acceptance Range								
17060-07-0	Surrogate: 1,2-Dichloroethane-d4	99.0 %	72.6-129								
460-00-4	Surrogate: p-Bromofluorobenzene	103 %	63.5-145								
2037-26-5	Surrogate: Toluene-d8	102 %	81.2-127								

Sample Information

Client Sample ID: FRW-1

York Sample ID: 1210690-01

York Project (SDG) No.
1210690

Client Project ID
Rowe Industries

Matrix
Water

Collection Date/Time
September 19, 2012 8:45 am

Date Received
09/20/2012

Iron, Dissolved by EPA 6010

Log-in Notes:

Sample Notes:

Sample Prepared by Method: EPA 3010A

CAS No.	Parameter	Result	Flag	Units	MDL	RL	Dilution	Reference Method	Date/Time Prepared	Date/Time Analyzed	Analyst
7439-89-6	Iron	6.98		mg/L	0.0100	0.0100	1	EPA SW846-6010B	09/25/2012 09:28	09/25/2012 11:08	MW

Iron by EPA 200.7

Log-in Notes:

Sample Notes:

Sample Prepared by Method: EPA 3010A

CAS No.	Parameter	Result	Flag	Units	MDL	RL	Dilution	Reference Method	Date/Time Prepared	Date/Time Analyzed	Analyst
7439-89-6	Iron	11.3		mg/L	0.0100	0.0100	1	EPA 200.7	09/25/2012 09:28	09/25/2012 11:27	MW

Manganese by EPA 200.7

Log-in Notes:

Sample Notes:

Sample Prepared by Method: EPA 3010A

CAS No.	Parameter	Result	Flag	Units	MDL	RL	Dilution	Reference Method	Date/Time Prepared	Date/Time Analyzed	Analyst
7439-96-5	Manganese	0.146		mg/L	0.00200	0.00500	1	EPA 200.7	09/25/2012 09:28	09/25/2012 11:27	MW

Nitrate (as N)

Log-in Notes:

Sample Notes:

Sample Prepared by Method: EPA 300

CAS No.	Parameter	Result	Flag	Units	MDL	RL	Dilution	Reference Method	Date/Time Prepared	Date/Time Analyzed	Analyst
14797-55-8	Nitrate as N	ND		mg/L	0.0120	0.0500	1	EPA 300	09/20/2012 17:31	09/20/2012 17:31	AD

Sulfate as SO4

Log-in Notes:

Sample Notes:

Sample Prepared by Method: EPA 300

CAS No.	Parameter	Result	Flag	Units	MDL	RL	Dilution	Reference Method	Date/Time Prepared	Date/Time Analyzed	Analyst
14808-79-8	Sulfate	6.03		mg/L	0.0860	1.00	1	EPA Method 300.0	09/20/2012 17:31	09/20/2012 17:31	AD

Chemical Oxygen Demand (COD)

Log-in Notes:

Sample Notes:

Sample Prepared by Method: Analysis Preparation

CAS No.	Parameter	Result	Flag	Units	MDL	RL	Dilution	Reference Method	Date/Time Prepared	Date/Time Analyzed	Analyst
	Chemical Oxygen Demand (COD)	33		mg/L	10	10	1	SM 5220 B	09/25/2012 15:30	09/25/2012 15:30	AA

Total Organic Carbon

Log-in Notes:

Sample Notes:

Sample Prepared by Method: Analysis Preparation

CAS No.	Parameter	Result	Flag	Units	MDL	RL	Dilution	Reference Method	Date/Time Prepared	Date/Time Analyzed	Analyst
	Total Organic Carbon (TOC)	3.14		mg/L	1.00	1.00	1	SM 5310C	09/26/2012 08:08	09/26/2012 17:20	AMC

Sample Information

Client Sample ID: FRW-2

York Sample ID: 1210690-02

York Project (SDG) No.
1210690

Client Project ID
Rowe Industries

Matrix
Water

Collection Date/Time
September 19, 2012 10:21 am

Date Received
09/20/2012

Volatile Organics, 8260 List - Low Level

Log-in Notes:

Sample Notes:

Sample Prepared by Method: EPA 5030B

CAS No.	Parameter	Result	Flag	Units	MDL	RL	Dilution	Reference Method	Date/Time Prepared	Date/Time Analyzed	Analyst
---------	-----------	--------	------	-------	-----	----	----------	------------------	--------------------	--------------------	---------

Sample Information

Client Sample ID: FRW-2

York Sample ID: 1210690-02

York Project (SDG) No.
1210690

Client Project ID
Rowe Industries

Matrix
Water

Collection Date/Time
September 19, 2012 10:21 am

Date Received
09/20/2012

Volatile Organics, 8260 List - Low Level

Log-in Notes:

Sample Notes:

Sample Prepared by Method: EPA 5030B

CAS No.	Parameter	Result	Flag	Units	MDL	RL	Dilution	Reference Method	Date/Time Prepared	Date/Time Analyzed	Analyst
630-20-6	1,1,1,2-Tetrachloroethane	ND		ug/L	0.071	0.50	1	EPA SW846-8260B	09/25/2012 08:31	09/25/2012 08:31	SR
71-55-6	1,1,1-Trichloroethane	0.51		ug/L	0.024	0.50	1	EPA SW846-8260B	09/25/2012 08:31	09/25/2012 08:31	SR
79-34-5	1,1,2,2-Tetrachloroethane	ND		ug/L	0.17	0.50	1	EPA SW846-8260B	09/25/2012 08:31	09/25/2012 08:31	SR
76-13-1	1,2-Trichloro-1,2,2-trifluoroethane (Freon 113)	ND		ug/L	0.074	0.50	1	EPA SW846-8260B	09/25/2012 08:31	09/25/2012 08:31	SR
79-00-5	1,1,2-Trichloroethane	ND		ug/L	0.070	0.50	1	EPA SW846-8260B	09/25/2012 08:31	09/25/2012 08:31	SR
75-34-3	1,1-Dichloroethane	0.13	J	ug/L	0.044	0.50	1	EPA SW846-8260B	09/25/2012 08:31	09/25/2012 08:31	SR
75-35-4	1,1-Dichloroethylene	ND		ug/L	0.044	0.50	1	EPA SW846-8260B	09/25/2012 08:31	09/25/2012 08:31	SR
563-58-6	1,1-Dichloropropylene	ND		ug/L	0.11	0.50	1	EPA SW846-8260B	09/25/2012 08:31	09/25/2012 08:31	SR
87-61-6	1,2,3-Trichlorobenzene	ND		ug/L	0.12	2.0	1	EPA SW846-8260B	09/25/2012 08:31	09/25/2012 08:31	SR
96-18-4	1,2,3-Trichloropropane	ND		ug/L	0.17	0.50	1	EPA SW846-8260B	09/25/2012 08:31	09/25/2012 08:31	SR
120-82-1	1,2,4-Trichlorobenzene	ND		ug/L	0.11	2.0	1	EPA SW846-8260B	09/25/2012 08:31	09/25/2012 08:31	SR
95-63-6	1,2,4-Trimethylbenzene	ND		ug/L	0.068	0.50	1	EPA SW846-8260B	09/25/2012 08:31	09/25/2012 08:31	SR
96-12-8	1,2-Dibromo-3-chloropropane	ND		ug/L	0.46	2.0	1	EPA SW846-8260B	09/25/2012 08:31	09/25/2012 08:31	SR
106-93-4	1,2-Dibromoethane	ND		ug/L	0.15	0.50	1	EPA SW846-8260B	09/25/2012 08:31	09/25/2012 08:31	SR
95-50-1	1,2-Dichlorobenzene	ND		ug/L	0.071	0.50	1	EPA SW846-8260B	09/25/2012 08:31	09/25/2012 08:31	SR
107-06-2	1,2-Dichloroethane	ND		ug/L	0.12	0.50	1	EPA SW846-8260B	09/25/2012 08:31	09/25/2012 08:31	SR
78-87-5	1,2-Dichloropropane	ND		ug/L	0.051	0.50	1	EPA SW846-8260B	09/25/2012 08:31	09/25/2012 08:31	SR
108-67-8	1,3,5-Trimethylbenzene	ND		ug/L	0.059	0.50	1	EPA SW846-8260B	09/25/2012 08:31	09/25/2012 08:31	SR
541-73-1	1,3-Dichlorobenzene	ND		ug/L	0.048	0.50	1	EPA SW846-8260B	09/25/2012 08:31	09/25/2012 08:31	SR
142-28-9	1,3-Dichloropropane	ND		ug/L	0.12	0.50	1	EPA SW846-8260B	09/25/2012 08:31	09/25/2012 08:31	SR
106-46-7	1,4-Dichlorobenzene	ND		ug/L	0.048	0.50	1	EPA SW846-8260B	09/25/2012 08:31	09/25/2012 08:31	SR
594-20-7	2,2-Dichloropropane	ND		ug/L	0.096	0.50	1	EPA SW846-8260B	09/25/2012 08:31	09/25/2012 08:31	SR
95-49-8	2-Chlorotoluene	ND		ug/L	0.084	0.50	1	EPA SW846-8260B	09/25/2012 08:31	09/25/2012 08:31	SR
591-78-6	2-Hexanone	ND		ug/L	0.24	0.50	1	EPA SW846-8260B	09/25/2012 08:31	09/25/2012 08:31	SR
106-43-4	4-Chlorotoluene	ND		ug/L	0.072	0.50	1	EPA SW846-8260B	09/25/2012 08:31	09/25/2012 08:31	SR
67-64-1	Acetone	1.9	J, B	ug/L	0.90	2.0	1	EPA SW846-8260B	09/25/2012 08:31	09/25/2012 08:31	SR
71-43-2	Benzene	0.31	J	ug/L	0.044	0.50	1	EPA SW846-8260B	09/25/2012 08:31	09/25/2012 08:31	SR
108-86-1	Bromobenzene	ND		ug/L	0.081	0.50	1	EPA SW846-8260B	09/25/2012 08:31	09/25/2012 08:31	SR
74-97-5	Bromochloromethane	ND		ug/L	0.10	0.50	1	EPA SW846-8260B	09/25/2012 08:31	09/25/2012 08:31	SR
75-27-4	Bromodichloromethane	ND		ug/L	0.054	0.50	1	EPA SW846-8260B	09/25/2012 08:31	09/25/2012 08:31	SR
75-25-2	Bromoform	ND		ug/L	0.079	0.50	1	EPA SW846-8260B	09/25/2012 08:31	09/25/2012 08:31	SR
74-83-9	Bromomethane	ND		ug/L	0.20	0.50	1	EPA SW846-8260B	09/25/2012 08:31	09/25/2012 08:31	SR
56-23-5	Carbon tetrachloride	ND		ug/L	0.085	0.50	1	EPA SW846-8260B	09/25/2012 08:31	09/25/2012 08:31	SR
108-90-7	Chlorobenzene	ND		ug/L	0.063	0.50	1	EPA SW846-8260B	09/25/2012 08:31	09/25/2012 08:31	SR

Sample Information

Client Sample ID: FRW-2

York Sample ID: 1210690-02

York Project (SDG) No.
1210690

Client Project ID
Rowe Industries

Matrix
Water

Collection Date/Time
September 19, 2012 10:21 am

Date Received
09/20/2012

Volatile Organics, 8260 List - Low Level

Log-in Notes:

Sample Notes:

Sample Prepared by Method: EPA 5030B

CAS No.	Parameter	Result	Flag	Units	MDL	RL	Dilution	Reference Method	Date/Time Prepared	Date/Time Analyzed	Analyst
75-00-3	Chloroethane	ND		ug/L	0.090	0.50	1	EPA SW846-8260B	09/25/2012 08:31	09/25/2012 08:31	SR
67-66-3	Chloroform	0.44	J	ug/L	0.079	0.50	1	EPA SW846-8260B	09/25/2012 08:31	09/25/2012 08:31	SR
74-87-3	Chloromethane	ND		ug/L	0.076	0.50	1	EPA SW846-8260B	09/25/2012 08:31	09/25/2012 08:31	SR
156-59-2	cis-1,2-Dichloroethylene	42		ug/L	0.34	2.5	5	EPA SW846-8260B	09/25/2012 08:31	09/27/2012 12:58	SS
10061-01-5	cis-1,3-Dichloropropylene	ND		ug/L	0.067	0.50	1	EPA SW846-8260B	09/25/2012 08:31	09/25/2012 08:31	SR
124-48-1	Dibromochloromethane	ND		ug/L	0.053	0.50	1	EPA SW846-8260B	09/25/2012 08:31	09/25/2012 08:31	SR
74-95-3	Dibromomethane	ND		ug/L	0.12	0.50	1	EPA SW846-8260B	09/25/2012 08:31	09/25/2012 08:31	SR
75-71-8	Dichlorodifluoromethane	ND		ug/L	0.092	0.50	1	EPA SW846-8260B	09/25/2012 08:31	09/25/2012 08:31	SR
100-41-4	Ethyl Benzene	0.31	J	ug/L	0.057	0.50	1	EPA SW846-8260B	09/25/2012 08:31	09/25/2012 08:31	SR
87-68-3	Hexachlorobutadiene	ND		ug/L	0.12	0.50	1	EPA SW846-8260B	09/25/2012 08:31	09/25/2012 08:31	SR
98-82-8	Isopropylbenzene	ND		ug/L	0.056	0.50	1	EPA SW846-8260B	09/25/2012 08:31	09/25/2012 08:31	SR
1634-04-4	Methyl tert-butyl ether (MTBE)	ND		ug/L	0.48	0.50	1	EPA SW846-8260B	09/25/2012 08:31	09/25/2012 08:31	SR
75-09-2	Methylene chloride	ND		ug/L	0.26	2.0	1	EPA SW846-8260B	09/25/2012 08:31	09/25/2012 08:31	SR
91-20-3	Naphthalene	ND		ug/L	0.090	2.0	1	EPA SW846-8260B	09/25/2012 08:31	09/25/2012 08:31	SR
104-51-8	n-Butylbenzene	ND		ug/L	0.083	0.50	1	EPA SW846-8260B	09/25/2012 08:31	09/25/2012 08:31	SR
103-65-1	n-Propylbenzene	ND		ug/L	0.068	0.50	1	EPA SW846-8260B	09/25/2012 08:31	09/25/2012 08:31	SR
95-47-6	o-Xylene	ND		ug/L	0.050	0.50	1	EPA SW846-8260B	09/25/2012 08:31	09/25/2012 08:31	SR
1330-20-7P/M	p- & m- Xylenes	ND		ug/L	0.090	1.0	1	EPA SW846-8260B	09/25/2012 08:31	09/25/2012 08:31	SR
99-87-6	p-Isopropyltoluene	ND		ug/L	0.044	0.50	1	EPA SW846-8260B	09/25/2012 08:31	09/25/2012 08:31	SR
135-98-8	sec-Butylbenzene	ND		ug/L	0.050	0.50	1	EPA SW846-8260B	09/25/2012 08:31	09/25/2012 08:31	SR
100-42-5	Styrene	ND		ug/L	0.043	0.50	1	EPA SW846-8260B	09/25/2012 08:31	09/25/2012 08:31	SR
98-06-6	tert-Butylbenzene	ND		ug/L	0.050	0.50	1	EPA SW846-8260B	09/25/2012 08:31	09/25/2012 08:31	SR
127-18-4	Tetrachloroethylene	69		ug/L	0.35	2.5	5	EPA SW846-8260B	09/25/2012 08:31	09/27/2012 12:58	SS
108-88-3	Toluene	0.13	J	ug/L	0.042	0.50	1	EPA SW846-8260B	09/25/2012 08:31	09/25/2012 08:31	SR
156-60-5	trans-1,2-Dichloroethylene	0.13	J	ug/L	0.085	0.50	1	EPA SW846-8260B	09/25/2012 08:31	09/25/2012 08:31	SR
10061-02-6	trans-1,3-Dichloropropylene	ND		ug/L	0.060	0.50	1	EPA SW846-8260B	09/25/2012 08:31	09/25/2012 08:31	SR
79-01-6	Trichloroethylene	13		ug/L	0.071	0.50	1	EPA SW846-8260B	09/25/2012 08:31	09/25/2012 08:31	SR
75-69-4	Trichlorofluoromethane	ND		ug/L	0.094	0.50	1	EPA SW846-8260B	09/25/2012 08:31	09/25/2012 08:31	SR
75-01-4	Vinyl Chloride	0.29	J	ug/L	0.062	0.50	1	EPA SW846-8260B	09/25/2012 08:31	09/25/2012 08:31	SR
1330-20-7	Xylenes, Total	ND		ug/L	0.12	1.5	1	EPA SW846-8260B	09/25/2012 08:31	09/25/2012 08:31	SR
Surrogate Recoveries		Result	Acceptance Range								
17060-07-0	Surrogate: 1,2-Dichloroethane-d4	99.8 %	72.6-129								
460-00-4	Surrogate: p-Bromofluorobenzene	102 %	63.5-145								
2037-26-5	Surrogate: Toluene-d8	102 %	81.2-127								

Sample Information

Client Sample ID: FRW-2

York Sample ID: 1210690-02

York Project (SDG) No.
1210690

Client Project ID
Rowe Industries

Matrix
Water

Collection Date/Time
September 19, 2012 10:21 am

Date Received
09/20/2012

Iron, Dissolved by EPA 6010

Log-in Notes:

Sample Notes:

Sample Prepared by Method: EPA 3010A

CAS No.	Parameter	Result	Flag	Units	MDL	RL	Dilution	Reference Method	Date/Time Prepared	Date/Time Analyzed	Analyst
7439-89-6	Iron	0.0135		mg/L	0.0100	0.0100	1	EPA SW846-6010B	09/25/2012 09:28	09/25/2012 11:46	MW

Iron by EPA 200.7

Log-in Notes:

Sample Notes:

Sample Prepared by Method: EPA 3010A

CAS No.	Parameter	Result	Flag	Units	MDL	RL	Dilution	Reference Method	Date/Time Prepared	Date/Time Analyzed	Analyst
7439-89-6	Iron	7.39		mg/L	0.0100	0.0100	1	EPA 200.7	09/25/2012 09:28	09/25/2012 11:52	MW

Manganese by EPA 200.7

Log-in Notes:

Sample Notes:

Sample Prepared by Method: EPA 3010A

CAS No.	Parameter	Result	Flag	Units	MDL	RL	Dilution	Reference Method	Date/Time Prepared	Date/Time Analyzed	Analyst
7439-96-5	Manganese	0.156		mg/L	0.00200	0.00500	1	EPA 200.7	09/25/2012 09:28	09/25/2012 11:52	MW

Nitrate (as N)

Log-in Notes:

Sample Notes:

Sample Prepared by Method: EPA 300

CAS No.	Parameter	Result	Flag	Units	MDL	RL	Dilution	Reference Method	Date/Time Prepared	Date/Time Analyzed	Analyst
14797-55-8	Nitrate as N	ND		mg/L	0.0120	0.0500	1	EPA 300	09/20/2012 17:48	09/20/2012 17:48	AD

Sulfate as SO4

Log-in Notes:

Sample Notes:

Sample Prepared by Method: EPA 300

CAS No.	Parameter	Result	Flag	Units	MDL	RL	Dilution	Reference Method	Date/Time Prepared	Date/Time Analyzed	Analyst
14808-79-8	Sulfate	3.46		mg/L	0.0860	1.00	1	EPA Method 300.0	09/20/2012 17:48	09/20/2012 17:48	AD

Chemical Oxygen Demand (COD)

Log-in Notes:

Sample Notes:

Sample Prepared by Method: Analysis Preparation

CAS No.	Parameter	Result	Flag	Units	MDL	RL	Dilution	Reference Method	Date/Time Prepared	Date/Time Analyzed	Analyst
	Chemical Oxygen Demand (COD)	20		mg/L	10	10	1	SM 5220 B	09/25/2012 15:30	09/25/2012 15:30	AA

Total Organic Carbon

Log-in Notes:

Sample Notes:

Sample Prepared by Method: Analysis Preparation

CAS No.	Parameter	Result	Flag	Units	MDL	RL	Dilution	Reference Method	Date/Time Prepared	Date/Time Analyzed	Analyst
	Total Organic Carbon (TOC)	1.56		mg/L	1.00	1.00	1	SM 5310C	09/26/2012 08:08	09/26/2012 17:20	AMC

Sample Information

Client Sample ID: FRW-3

York Sample ID: 1210690-03

York Project (SDG) No.
1210690

Client Project ID
Rowe Industries

Matrix
Water

Collection Date/Time
September 19, 2012 11:52 am

Date Received
09/20/2012

Volatile Organics, 8260 List - Low Level

Log-in Notes:

Sample Notes:

Sample Prepared by Method: EPA 5030B

CAS No.	Parameter	Result	Flag	Units	MDL	RL	Dilution	Reference Method	Date/Time Prepared	Date/Time Analyzed	Analyst
---------	-----------	--------	------	-------	-----	----	----------	------------------	--------------------	--------------------	---------

Sample Information

Client Sample ID: FRW-3

York Sample ID: 1210690-03

York Project (SDG) No.
1210690

Client Project ID
Rowe Industries

Matrix
Water

Collection Date/Time
September 19, 2012 11:52 am

Date Received
09/20/2012

Volatile Organics, 8260 List - Low Level

Log-in Notes:

Sample Notes:

Sample Prepared by Method: EPA 5030B

CAS No.	Parameter	Result	Flag	Units	MDL	RL	Dilution	Reference Method	Date/Time Prepared	Date/Time Analyzed	Analyst
630-20-6	1,1,1,2-Tetrachloroethane	ND		ug/L	0.071	0.50	1	EPA SW846-8260B	09/25/2012 09:08	09/25/2012 09:08	SR
71-55-6	1,1,1-Trichloroethane	0.29	J	ug/L	0.024	0.50	1	EPA SW846-8260B	09/25/2012 09:08	09/25/2012 09:08	SR
79-34-5	1,1,2,2-Tetrachloroethane	ND		ug/L	0.17	0.50	1	EPA SW846-8260B	09/25/2012 09:08	09/25/2012 09:08	SR
76-13-1	1,2-Trichloro-1,2,2-trifluoroethane (Freon 113)	ND		ug/L	0.074	0.50	1	EPA SW846-8260B	09/25/2012 09:08	09/25/2012 09:08	SR
79-00-5	1,1,2-Trichloroethane	ND		ug/L	0.070	0.50	1	EPA SW846-8260B	09/25/2012 09:08	09/25/2012 09:08	SR
75-34-3	1,1-Dichloroethane	0.14	J	ug/L	0.044	0.50	1	EPA SW846-8260B	09/25/2012 09:08	09/25/2012 09:08	SR
75-35-4	1,1-Dichloroethylene	ND		ug/L	0.044	0.50	1	EPA SW846-8260B	09/25/2012 09:08	09/25/2012 09:08	SR
563-58-6	1,1-Dichloropropylene	ND		ug/L	0.11	0.50	1	EPA SW846-8260B	09/25/2012 09:08	09/25/2012 09:08	SR
87-61-6	1,2,3-Trichlorobenzene	ND		ug/L	0.12	2.0	1	EPA SW846-8260B	09/25/2012 09:08	09/25/2012 09:08	SR
96-18-4	1,2,3-Trichloropropane	ND		ug/L	0.17	0.50	1	EPA SW846-8260B	09/25/2012 09:08	09/25/2012 09:08	SR
120-82-1	1,2,4-Trichlorobenzene	ND		ug/L	0.11	2.0	1	EPA SW846-8260B	09/25/2012 09:08	09/25/2012 09:08	SR
95-63-6	1,2,4-Trimethylbenzene	ND		ug/L	0.068	0.50	1	EPA SW846-8260B	09/25/2012 09:08	09/25/2012 09:08	SR
96-12-8	1,2-Dibromo-3-chloropropane	ND		ug/L	0.46	2.0	1	EPA SW846-8260B	09/25/2012 09:08	09/25/2012 09:08	SR
106-93-4	1,2-Dibromoethane	ND		ug/L	0.15	0.50	1	EPA SW846-8260B	09/25/2012 09:08	09/25/2012 09:08	SR
95-50-1	1,2-Dichlorobenzene	ND		ug/L	0.071	0.50	1	EPA SW846-8260B	09/25/2012 09:08	09/25/2012 09:08	SR
107-06-2	1,2-Dichloroethane	ND		ug/L	0.12	0.50	1	EPA SW846-8260B	09/25/2012 09:08	09/25/2012 09:08	SR
78-87-5	1,2-Dichloropropane	ND		ug/L	0.051	0.50	1	EPA SW846-8260B	09/25/2012 09:08	09/25/2012 09:08	SR
108-67-8	1,3,5-Trimethylbenzene	ND		ug/L	0.059	0.50	1	EPA SW846-8260B	09/25/2012 09:08	09/25/2012 09:08	SR
541-73-1	1,3-Dichlorobenzene	ND		ug/L	0.048	0.50	1	EPA SW846-8260B	09/25/2012 09:08	09/25/2012 09:08	SR
142-28-9	1,3-Dichloropropane	ND		ug/L	0.12	0.50	1	EPA SW846-8260B	09/25/2012 09:08	09/25/2012 09:08	SR
106-46-7	1,4-Dichlorobenzene	ND		ug/L	0.048	0.50	1	EPA SW846-8260B	09/25/2012 09:08	09/25/2012 09:08	SR
594-20-7	2,2-Dichloropropane	ND		ug/L	0.096	0.50	1	EPA SW846-8260B	09/25/2012 09:08	09/25/2012 09:08	SR
95-49-8	2-Chlorotoluene	ND		ug/L	0.084	0.50	1	EPA SW846-8260B	09/25/2012 09:08	09/25/2012 09:08	SR
591-78-6	2-Hexanone	ND		ug/L	0.24	0.50	1	EPA SW846-8260B	09/25/2012 09:08	09/25/2012 09:08	SR
106-43-4	4-Chlorotoluene	ND		ug/L	0.072	0.50	1	EPA SW846-8260B	09/25/2012 09:08	09/25/2012 09:08	SR
67-64-1	Acetone	2.7	B	ug/L	0.90	2.0	1	EPA SW846-8260B	09/25/2012 09:08	09/25/2012 09:08	SR
71-43-2	Benzene	0.22	J	ug/L	0.044	0.50	1	EPA SW846-8260B	09/25/2012 09:08	09/25/2012 09:08	SR
108-86-1	Bromobenzene	ND		ug/L	0.081	0.50	1	EPA SW846-8260B	09/25/2012 09:08	09/25/2012 09:08	SR
74-97-5	Bromochloromethane	ND		ug/L	0.10	0.50	1	EPA SW846-8260B	09/25/2012 09:08	09/25/2012 09:08	SR
75-27-4	Bromodichloromethane	ND		ug/L	0.054	0.50	1	EPA SW846-8260B	09/25/2012 09:08	09/25/2012 09:08	SR
75-25-2	Bromoform	ND		ug/L	0.079	0.50	1	EPA SW846-8260B	09/25/2012 09:08	09/25/2012 09:08	SR
74-83-9	Bromomethane	ND		ug/L	0.20	0.50	1	EPA SW846-8260B	09/25/2012 09:08	09/25/2012 09:08	SR
56-23-5	Carbon tetrachloride	ND		ug/L	0.085	0.50	1	EPA SW846-8260B	09/25/2012 09:08	09/25/2012 09:08	SR
108-90-7	Chlorobenzene	ND		ug/L	0.063	0.50	1	EPA SW846-8260B	09/25/2012 09:08	09/25/2012 09:08	SR

Sample Information

Client Sample ID: FRW-3

York Sample ID: 1210690-03

York Project (SDG) No.
1210690

Client Project ID
Rowe Industries

Matrix
Water

Collection Date/Time
September 19, 2012 11:52 am

Date Received
09/20/2012

Volatile Organics, 8260 List - Low Level

Log-in Notes:

Sample Notes:

Sample Prepared by Method: EPA 5030B

CAS No.	Parameter	Result	Flag	Units	MDL	RL	Dilution	Reference Method	Date/Time Prepared	Date/Time Analyzed	Analyst
75-00-3	Chloroethane	ND		ug/L	0.090	0.50	1	EPA SW846-8260B	09/25/2012 09:08	09/25/2012 09:08	SR
67-66-3	Chloroform	ND		ug/L	0.079	0.50	1	EPA SW846-8260B	09/25/2012 09:08	09/25/2012 09:08	SR
74-87-3	Chloromethane	ND		ug/L	0.076	0.50	1	EPA SW846-8260B	09/25/2012 09:08	09/25/2012 09:08	SR
156-59-2	cis-1,2-Dichloroethylene	45		ug/L	0.14	1.0	2	EPA SW846-8260B	09/25/2012 09:08	09/27/2012 13:32	SS
10061-01-5	cis-1,3-Dichloropropylene	ND		ug/L	0.067	0.50	1	EPA SW846-8260B	09/25/2012 09:08	09/25/2012 09:08	SR
124-48-1	Dibromochloromethane	ND		ug/L	0.053	0.50	1	EPA SW846-8260B	09/25/2012 09:08	09/25/2012 09:08	SR
74-95-3	Dibromomethane	ND		ug/L	0.12	0.50	1	EPA SW846-8260B	09/25/2012 09:08	09/25/2012 09:08	SR
75-71-8	Dichlorodifluoromethane	ND		ug/L	0.092	0.50	1	EPA SW846-8260B	09/25/2012 09:08	09/25/2012 09:08	SR
100-41-4	Ethyl Benzene	ND		ug/L	0.057	0.50	1	EPA SW846-8260B	09/25/2012 09:08	09/25/2012 09:08	SR
87-68-3	Hexachlorobutadiene	ND		ug/L	0.12	0.50	1	EPA SW846-8260B	09/25/2012 09:08	09/25/2012 09:08	SR
98-82-8	Isopropylbenzene	0.53		ug/L	0.056	0.50	1	EPA SW846-8260B	09/25/2012 09:08	09/25/2012 09:08	SR
1634-04-4	Methyl tert-butyl ether (MTBE)	ND		ug/L	0.48	0.50	1	EPA SW846-8260B	09/25/2012 09:08	09/25/2012 09:08	SR
75-09-2	Methylene chloride	ND		ug/L	0.26	2.0	1	EPA SW846-8260B	09/25/2012 09:08	09/25/2012 09:08	SR
91-20-3	Naphthalene	ND		ug/L	0.090	2.0	1	EPA SW846-8260B	09/25/2012 09:08	09/25/2012 09:08	SR
104-51-8	n-Butylbenzene	ND		ug/L	0.083	0.50	1	EPA SW846-8260B	09/25/2012 09:08	09/25/2012 09:08	SR
103-65-1	n-Propylbenzene	0.16	J	ug/L	0.068	0.50	1	EPA SW846-8260B	09/25/2012 09:08	09/25/2012 09:08	SR
95-47-6	o-Xylene	ND		ug/L	0.050	0.50	1	EPA SW846-8260B	09/25/2012 09:08	09/25/2012 09:08	SR
1330-20-7P/M	p- & m- Xylenes	ND		ug/L	0.090	1.0	1	EPA SW846-8260B	09/25/2012 09:08	09/25/2012 09:08	SR
99-87-6	p-Isopropyltoluene	ND		ug/L	0.044	0.50	1	EPA SW846-8260B	09/25/2012 09:08	09/25/2012 09:08	SR
135-98-8	sec-Butylbenzene	ND		ug/L	0.050	0.50	1	EPA SW846-8260B	09/25/2012 09:08	09/25/2012 09:08	SR
100-42-5	Styrene	ND		ug/L	0.043	0.50	1	EPA SW846-8260B	09/25/2012 09:08	09/25/2012 09:08	SR
98-06-6	tert-Butylbenzene	ND		ug/L	0.050	0.50	1	EPA SW846-8260B	09/25/2012 09:08	09/25/2012 09:08	SR
127-18-4	Tetrachloroethylene	15		ug/L	0.070	0.50	1	EPA SW846-8260B	09/25/2012 09:08	09/25/2012 09:08	SR
108-88-3	Toluene	0.15	J	ug/L	0.042	0.50	1	EPA SW846-8260B	09/25/2012 09:08	09/25/2012 09:08	SR
156-60-5	trans-1,2-Dichloroethylene	ND		ug/L	0.085	0.50	1	EPA SW846-8260B	09/25/2012 09:08	09/25/2012 09:08	SR
10061-02-6	trans-1,3-Dichloropropylene	ND		ug/L	0.060	0.50	1	EPA SW846-8260B	09/25/2012 09:08	09/25/2012 09:08	SR
79-01-6	Trichloroethylene	4.6		ug/L	0.071	0.50	1	EPA SW846-8260B	09/25/2012 09:08	09/25/2012 09:08	SR
75-69-4	Trichlorofluoromethane	ND		ug/L	0.094	0.50	1	EPA SW846-8260B	09/25/2012 09:08	09/25/2012 09:08	SR
75-01-4	Vinyl Chloride	0.92		ug/L	0.062	0.50	1	EPA SW846-8260B	09/25/2012 09:08	09/25/2012 09:08	SR
1330-20-7	Xylenes, Total	ND		ug/L	0.12	1.5	1	EPA SW846-8260B	09/25/2012 09:08	09/25/2012 09:08	SR
Surrogate Recoveries		Result	Acceptance Range								
17060-07-0	Surrogate: 1,2-Dichloroethane-d4	96.1 %	72.6-129								
460-00-4	Surrogate: p-Bromofluorobenzene	100 %	63.5-145								
2037-26-5	Surrogate: Toluene-d8	102 %	81.2-127								

Sample Information

Client Sample ID: FRW-3

York Sample ID: 1210690-03

York Project (SDG) No.
1210690

Client Project ID
Rowe Industries

Matrix
Water

Collection Date/Time
September 19, 2012 11:52 am

Date Received
09/20/2012

Iron, Dissolved by EPA 6010

Log-in Notes:

Sample Notes:

Sample Prepared by Method: EPA 3010A

CAS No.	Parameter	Result	Flag	Units	MDL	RL	Dilution	Reference Method	Date/Time Prepared	Date/Time Analyzed	Analyst
7439-89-6	Iron	ND		mg/L	0.0100	0.0100	1	EPA SW846-6010B	09/25/2012 09:28	09/25/2012 12:11	MW

Iron by EPA 200.7

Log-in Notes:

Sample Notes:

Sample Prepared by Method: EPA 3010A

CAS No.	Parameter	Result	Flag	Units	MDL	RL	Dilution	Reference Method	Date/Time Prepared	Date/Time Analyzed	Analyst
7439-89-6	Iron	24.1		mg/L	0.0100	0.0100	1	EPA 200.7	09/25/2012 09:28	09/25/2012 12:16	MW

Manganese by EPA 200.7

Log-in Notes:

Sample Notes:

Sample Prepared by Method: EPA 3010A

CAS No.	Parameter	Result	Flag	Units	MDL	RL	Dilution	Reference Method	Date/Time Prepared	Date/Time Analyzed	Analyst
7439-96-5	Manganese	0.140		mg/L	0.00200	0.00500	1	EPA 200.7	09/25/2012 09:28	09/25/2012 12:16	MW

Nitrate (as N)

Log-in Notes:

Sample Notes:

Sample Prepared by Method: EPA 300

CAS No.	Parameter	Result	Flag	Units	MDL	RL	Dilution	Reference Method	Date/Time Prepared	Date/Time Analyzed	Analyst
14797-55-8	Nitrate as N	ND		mg/L	0.0120	0.0500	1	EPA 300	09/20/2012 18:37	09/20/2012 18:37	AD

Sulfate as SO4

Log-in Notes:

Sample Notes:

Sample Prepared by Method: EPA 300

CAS No.	Parameter	Result	Flag	Units	MDL	RL	Dilution	Reference Method	Date/Time Prepared	Date/Time Analyzed	Analyst
14808-79-8	Sulfate	4.15		mg/L	0.0860	1.00	1	EPA Method 300.0	09/20/2012 18:37	09/20/2012 18:37	AD

Chemical Oxygen Demand (COD)

Log-in Notes:

Sample Notes:

Sample Prepared by Method: Analysis Preparation

CAS No.	Parameter	Result	Flag	Units	MDL	RL	Dilution	Reference Method	Date/Time Prepared	Date/Time Analyzed	Analyst
	Chemical Oxygen Demand (COD)	33		mg/L	10	10	1	SM 5220 B	09/25/2012 15:30	09/25/2012 15:30	AA

Total Organic Carbon

Log-in Notes:

Sample Notes:

Sample Prepared by Method: Analysis Preparation

CAS No.	Parameter	Result	Flag	Units	MDL	RL	Dilution	Reference Method	Date/Time Prepared	Date/Time Analyzed	Analyst
	Total Organic Carbon (TOC)	1.48		mg/L	1.00	1.00	1	SM 5310C	09/26/2012 08:08	09/26/2012 17:20	AMC

Sample Information

Client Sample ID: FRW-4

York Sample ID: 1210690-04

York Project (SDG) No.
1210690

Client Project ID
Rowe Industries

Matrix
Water

Collection Date/Time
September 19, 2012 1:04 pm

Date Received
09/20/2012

Volatile Organics, 8260 List - Low Level

Log-in Notes:

Sample Notes:

Sample Prepared by Method: EPA 5030B

CAS No.	Parameter	Result	Flag	Units	MDL	RL	Dilution	Reference Method	Date/Time Prepared	Date/Time Analyzed	Analyst
---------	-----------	--------	------	-------	-----	----	----------	------------------	--------------------	--------------------	---------

Sample Information

Client Sample ID: FRW-4

York Sample ID: 1210690-04

York Project (SDG) No.
1210690

Client Project ID
Rowe Industries

Matrix
Water

Collection Date/Time
September 19, 2012 1:04 pm

Date Received
09/20/2012

Volatile Organics, 8260 List - Low Level

Log-in Notes:

Sample Notes:

Sample Prepared by Method: EPA 5030B

CAS No.	Parameter	Result	Flag	Units	MDL	RL	Dilution	Reference Method	Date/Time Prepared	Date/Time Analyzed	Analyst
630-20-6	1,1,1,2-Tetrachloroethane	ND		ug/L	0.071	0.50	1	EPA SW846-8260B	09/25/2012 09:45	09/25/2012 09:45	SR
71-55-6	1,1,1-Trichloroethane	ND		ug/L	0.024	0.50	1	EPA SW846-8260B	09/25/2012 09:45	09/25/2012 09:45	SR
79-34-5	1,1,2,2-Tetrachloroethane	ND		ug/L	0.17	0.50	1	EPA SW846-8260B	09/25/2012 09:45	09/25/2012 09:45	SR
76-13-1	1,2-Trichloro-1,2,2-trifluoroethane (Freon 113)	ND		ug/L	0.074	0.50	1	EPA SW846-8260B	09/25/2012 09:45	09/25/2012 09:45	SR
79-00-5	1,1,2-Trichloroethane	ND		ug/L	0.070	0.50	1	EPA SW846-8260B	09/25/2012 09:45	09/25/2012 09:45	SR
75-34-3	1,1-Dichloroethane	ND		ug/L	0.044	0.50	1	EPA SW846-8260B	09/25/2012 09:45	09/25/2012 09:45	SR
75-35-4	1,1-Dichloroethylene	ND		ug/L	0.044	0.50	1	EPA SW846-8260B	09/25/2012 09:45	09/25/2012 09:45	SR
563-58-6	1,1-Dichloropropylene	ND		ug/L	0.11	0.50	1	EPA SW846-8260B	09/25/2012 09:45	09/25/2012 09:45	SR
87-61-6	1,2,3-Trichlorobenzene	ND		ug/L	0.12	2.0	1	EPA SW846-8260B	09/25/2012 09:45	09/25/2012 09:45	SR
96-18-4	1,2,3-Trichloropropane	ND		ug/L	0.17	0.50	1	EPA SW846-8260B	09/25/2012 09:45	09/25/2012 09:45	SR
120-82-1	1,2,4-Trichlorobenzene	ND		ug/L	0.11	2.0	1	EPA SW846-8260B	09/25/2012 09:45	09/25/2012 09:45	SR
95-63-6	1,2,4-Trimethylbenzene	ND		ug/L	0.068	0.50	1	EPA SW846-8260B	09/25/2012 09:45	09/25/2012 09:45	SR
96-12-8	1,2-Dibromo-3-chloropropane	ND		ug/L	0.46	2.0	1	EPA SW846-8260B	09/25/2012 09:45	09/25/2012 09:45	SR
106-93-4	1,2-Dibromoethane	ND		ug/L	0.15	0.50	1	EPA SW846-8260B	09/25/2012 09:45	09/25/2012 09:45	SR
95-50-1	1,2-Dichlorobenzene	ND		ug/L	0.071	0.50	1	EPA SW846-8260B	09/25/2012 09:45	09/25/2012 09:45	SR
107-06-2	1,2-Dichloroethane	ND		ug/L	0.12	0.50	1	EPA SW846-8260B	09/25/2012 09:45	09/25/2012 09:45	SR
78-87-5	1,2-Dichloropropane	ND		ug/L	0.051	0.50	1	EPA SW846-8260B	09/25/2012 09:45	09/25/2012 09:45	SR
108-67-8	1,3,5-Trimethylbenzene	ND		ug/L	0.059	0.50	1	EPA SW846-8260B	09/25/2012 09:45	09/25/2012 09:45	SR
541-73-1	1,3-Dichlorobenzene	ND		ug/L	0.048	0.50	1	EPA SW846-8260B	09/25/2012 09:45	09/25/2012 09:45	SR
142-28-9	1,3-Dichloropropane	ND		ug/L	0.12	0.50	1	EPA SW846-8260B	09/25/2012 09:45	09/25/2012 09:45	SR
106-46-7	1,4-Dichlorobenzene	ND		ug/L	0.048	0.50	1	EPA SW846-8260B	09/25/2012 09:45	09/25/2012 09:45	SR
594-20-7	2,2-Dichloropropane	ND		ug/L	0.096	0.50	1	EPA SW846-8260B	09/25/2012 09:45	09/25/2012 09:45	SR
95-49-8	2-Chlorotoluene	ND		ug/L	0.084	0.50	1	EPA SW846-8260B	09/25/2012 09:45	09/25/2012 09:45	SR
591-78-6	2-Hexanone	ND		ug/L	0.24	0.50	1	EPA SW846-8260B	09/25/2012 09:45	09/25/2012 09:45	SR
106-43-4	4-Chlorotoluene	ND		ug/L	0.072	0.50	1	EPA SW846-8260B	09/25/2012 09:45	09/25/2012 09:45	SR
67-64-1	Acetone	ND		ug/L	0.90	2.0	1	EPA SW846-8260B	09/25/2012 09:45	09/25/2012 09:45	SR
71-43-2	Benzene	ND		ug/L	0.044	0.50	1	EPA SW846-8260B	09/25/2012 09:45	09/25/2012 09:45	SR
108-86-1	Bromobenzene	ND		ug/L	0.081	0.50	1	EPA SW846-8260B	09/25/2012 09:45	09/25/2012 09:45	SR
74-97-5	Bromochloromethane	ND		ug/L	0.10	0.50	1	EPA SW846-8260B	09/25/2012 09:45	09/25/2012 09:45	SR
75-27-4	Bromodichloromethane	ND		ug/L	0.054	0.50	1	EPA SW846-8260B	09/25/2012 09:45	09/25/2012 09:45	SR
75-25-2	Bromoform	ND		ug/L	0.079	0.50	1	EPA SW846-8260B	09/25/2012 09:45	09/25/2012 09:45	SR
74-83-9	Bromomethane	ND		ug/L	0.20	0.50	1	EPA SW846-8260B	09/25/2012 09:45	09/25/2012 09:45	SR
56-23-5	Carbon tetrachloride	ND		ug/L	0.085	0.50	1	EPA SW846-8260B	09/25/2012 09:45	09/25/2012 09:45	SR
108-90-7	Chlorobenzene	0.21	J	ug/L	0.063	0.50	1	EPA SW846-8260B	09/25/2012 09:45	09/25/2012 09:45	SR

Sample Information

Client Sample ID: FRW-4

York Sample ID: 1210690-04

York Project (SDG) No.
1210690

Client Project ID
Rowe Industries

Matrix
Water

Collection Date/Time
September 19, 2012 1:04 pm

Date Received
09/20/2012

Volatile Organics, 8260 List - Low Level

Log-in Notes:

Sample Notes:

Sample Prepared by Method: EPA 5030B

CAS No.	Parameter	Result	Flag	Units	MDL	RL	Dilution	Reference Method	Date/Time Prepared	Date/Time Analyzed	Analyst
75-00-3	Chloroethane	ND		ug/L	0.090	0.50	1	EPA SW846-8260B	09/25/2012 09:45	09/25/2012 09:45	SR
67-66-3	Chloroform	ND		ug/L	0.079	0.50	1	EPA SW846-8260B	09/25/2012 09:45	09/25/2012 09:45	SR
74-87-3	Chloromethane	ND		ug/L	0.076	0.50	1	EPA SW846-8260B	09/25/2012 09:45	09/25/2012 09:45	SR
156-59-2	cis-1,2-Dichloroethylene	25		ug/L	0.069	0.50	1	EPA SW846-8260B	09/25/2012 09:45	09/25/2012 09:45	SR
10061-01-5	cis-1,3-Dichloropropylene	ND		ug/L	0.067	0.50	1	EPA SW846-8260B	09/25/2012 09:45	09/25/2012 09:45	SR
124-48-1	Dibromochloromethane	ND		ug/L	0.053	0.50	1	EPA SW846-8260B	09/25/2012 09:45	09/25/2012 09:45	SR
74-95-3	Dibromomethane	ND		ug/L	0.12	0.50	1	EPA SW846-8260B	09/25/2012 09:45	09/25/2012 09:45	SR
75-71-8	Dichlorodifluoromethane	ND		ug/L	0.092	0.50	1	EPA SW846-8260B	09/25/2012 09:45	09/25/2012 09:45	SR
100-41-4	Ethyl Benzene	ND		ug/L	0.057	0.50	1	EPA SW846-8260B	09/25/2012 09:45	09/25/2012 09:45	SR
87-68-3	Hexachlorobutadiene	ND		ug/L	0.12	0.50	1	EPA SW846-8260B	09/25/2012 09:45	09/25/2012 09:45	SR
98-82-8	Isopropylbenzene	ND		ug/L	0.056	0.50	1	EPA SW846-8260B	09/25/2012 09:45	09/25/2012 09:45	SR
1634-04-4	Methyl tert-butyl ether (MTBE)	ND		ug/L	0.48	0.50	1	EPA SW846-8260B	09/25/2012 09:45	09/25/2012 09:45	SR
75-09-2	Methylene chloride	ND		ug/L	0.26	2.0	1	EPA SW846-8260B	09/25/2012 09:45	09/25/2012 09:45	SR
91-20-3	Naphthalene	ND		ug/L	0.090	2.0	1	EPA SW846-8260B	09/25/2012 09:45	09/25/2012 09:45	SR
104-51-8	n-Butylbenzene	ND		ug/L	0.083	0.50	1	EPA SW846-8260B	09/25/2012 09:45	09/25/2012 09:45	SR
103-65-1	n-Propylbenzene	ND		ug/L	0.068	0.50	1	EPA SW846-8260B	09/25/2012 09:45	09/25/2012 09:45	SR
95-47-6	o-Xylene	ND		ug/L	0.050	0.50	1	EPA SW846-8260B	09/25/2012 09:45	09/25/2012 09:45	SR
1330-20-7P/M	p- & m- Xylenes	ND		ug/L	0.090	1.0	1	EPA SW846-8260B	09/25/2012 09:45	09/25/2012 09:45	SR
99-87-6	p-Isopropyltoluene	ND		ug/L	0.044	0.50	1	EPA SW846-8260B	09/25/2012 09:45	09/25/2012 09:45	SR
135-98-8	sec-Butylbenzene	ND		ug/L	0.050	0.50	1	EPA SW846-8260B	09/25/2012 09:45	09/25/2012 09:45	SR
100-42-5	Styrene	ND		ug/L	0.043	0.50	1	EPA SW846-8260B	09/25/2012 09:45	09/25/2012 09:45	SR
98-06-6	tert-Butylbenzene	ND		ug/L	0.050	0.50	1	EPA SW846-8260B	09/25/2012 09:45	09/25/2012 09:45	SR
127-18-4	Tetrachloroethylene	6.1		ug/L	0.070	0.50	1	EPA SW846-8260B	09/25/2012 09:45	09/25/2012 09:45	SR
108-88-3	Toluene	ND		ug/L	0.042	0.50	1	EPA SW846-8260B	09/25/2012 09:45	09/25/2012 09:45	SR
156-60-5	trans-1,2-Dichloroethylene	ND		ug/L	0.085	0.50	1	EPA SW846-8260B	09/25/2012 09:45	09/25/2012 09:45	SR
10061-02-6	trans-1,3-Dichloropropylene	ND		ug/L	0.060	0.50	1	EPA SW846-8260B	09/25/2012 09:45	09/25/2012 09:45	SR
79-01-6	Trichloroethylene	0.33	J	ug/L	0.071	0.50	1	EPA SW846-8260B	09/25/2012 09:45	09/25/2012 09:45	SR
75-69-4	Trichlorofluoromethane	ND		ug/L	0.094	0.50	1	EPA SW846-8260B	09/25/2012 09:45	09/25/2012 09:45	SR
75-01-4	Vinyl Chloride	ND		ug/L	0.062	0.50	1	EPA SW846-8260B	09/25/2012 09:45	09/25/2012 09:45	SR
1330-20-7	Xylenes, Total	ND		ug/L	0.12	1.5	1	EPA SW846-8260B	09/25/2012 09:45	09/25/2012 09:45	SR

Surrogate Recoveries

Result

Acceptance Range

17060-07-0	Surrogate: 1,2-Dichloroethane-d4	94.8 %	72.6-129
460-00-4	Surrogate: p-Bromofluorobenzene	98.4 %	63.5-145
2037-26-5	Surrogate: Toluene-d8	125 %	81.2-127

Sample Information

Client Sample ID: FRW-4

York Sample ID: 1210690-04

York Project (SDG) No.
1210690

Client Project ID
Rowe Industries

Matrix
Water

Collection Date/Time
September 19, 2012 1:04 pm

Date Received
09/20/2012

Iron, Dissolved by EPA 6010

Log-in Notes:

Sample Notes:

Sample Prepared by Method: EPA 3010A

CAS No.	Parameter	Result	Flag	Units	MDL	RL	Dilution	Reference Method	Date/Time Prepared	Date/Time Analyzed	Analyst
7439-89-6	Iron	ND		mg/L	0.0100	0.0100	1	EPA SW846-6010B	09/25/2012 09:28	09/25/2012 12:21	MW

Iron by EPA 200.7

Log-in Notes:

Sample Notes:

Sample Prepared by Method: EPA 3010A

CAS No.	Parameter	Result	Flag	Units	MDL	RL	Dilution	Reference Method	Date/Time Prepared	Date/Time Analyzed	Analyst
7439-89-6	Iron	6.79		mg/L	0.0100	0.0100	1	EPA 200.7	09/25/2012 09:28	09/25/2012 12:27	MW

Manganese by EPA 200.7

Log-in Notes:

Sample Notes:

Sample Prepared by Method: EPA 3010A

CAS No.	Parameter	Result	Flag	Units	MDL	RL	Dilution	Reference Method	Date/Time Prepared	Date/Time Analyzed	Analyst
7439-96-5	Manganese	0.0561		mg/L	0.00200	0.00500	1	EPA 200.7	09/25/2012 09:28	09/25/2012 12:27	MW

Nitrate (as N)

Log-in Notes:

Sample Notes:

Sample Prepared by Method: EPA 300

CAS No.	Parameter	Result	Flag	Units	MDL	RL	Dilution	Reference Method	Date/Time Prepared	Date/Time Analyzed	Analyst
14797-55-8	Nitrate as N	ND		mg/L	0.0120	0.0500	1	EPA 300	09/20/2012 18:53	09/20/2012 18:53	AD

Sulfate as SO4

Log-in Notes:

Sample Notes:

Sample Prepared by Method: EPA 300

CAS No.	Parameter	Result	Flag	Units	MDL	RL	Dilution	Reference Method	Date/Time Prepared	Date/Time Analyzed	Analyst
14808-79-8	Sulfate	1.34		mg/L	0.0860	1.00	1	EPA Method 300.0	09/20/2012 18:53	09/20/2012 18:53	AD

Chemical Oxygen Demand (COD)

Log-in Notes:

Sample Notes:

Sample Prepared by Method: Analysis Preparation

CAS No.	Parameter	Result	Flag	Units	MDL	RL	Dilution	Reference Method	Date/Time Prepared	Date/Time Analyzed	Analyst
	Chemical Oxygen Demand (COD)	18		mg/L	10	10	1	SM 5220 B	09/25/2012 15:30	09/25/2012 15:30	AA

Total Organic Carbon

Log-in Notes:

Sample Notes:

Sample Prepared by Method: Analysis Preparation

CAS No.	Parameter	Result	Flag	Units	MDL	RL	Dilution	Reference Method	Date/Time Prepared	Date/Time Analyzed	Analyst
	Total Organic Carbon (TOC)	1.72		mg/L	1.00	1.00	1	SM 5310C	09/26/2012 08:08	09/26/2012 17:20	AMC

Sample Information

Client Sample ID: MW-98-05A

York Sample ID: 1210690-05

York Project (SDG) No.
1210690

Client Project ID
Rowe Industries

Matrix
Water

Collection Date/Time
September 19, 2012 11:03 am

Date Received
09/20/2012

Volatile Organics, 8260 List - Low Level

Log-in Notes:

Sample Notes:

Sample Prepared by Method: EPA 5030B

CAS No.	Parameter	Result	Flag	Units	MDL	RL	Dilution	Reference Method	Date/Time Prepared	Date/Time Analyzed	Analyst
---------	-----------	--------	------	-------	-----	----	----------	------------------	--------------------	--------------------	---------

Sample Information

Client Sample ID: MW-98-05A

York Sample ID: 1210690-05

York Project (SDG) No.
1210690

Client Project ID
Rowe Industries

Matrix
Water

Collection Date/Time
September 19, 2012 11:03 am

Date Received
09/20/2012

Volatile Organics, 8260 List - Low Level

Log-in Notes:

Sample Notes:

Sample Prepared by Method: EPA 5030B

CAS No.	Parameter	Result	Flag	Units	MDL	RL	Dilution	Reference Method	Date/Time Prepared	Date/Time Analyzed	Analyst
630-20-6	1,1,1,2-Tetrachloroethane	ND		ug/L	0.071	0.50	1	EPA SW846-8260B	09/25/2012 10:22	09/25/2012 10:22	SR
71-55-6	1,1,1-Trichloroethane	ND		ug/L	0.024	0.50	1	EPA SW846-8260B	09/25/2012 10:22	09/25/2012 10:22	SR
79-34-5	1,1,2,2-Tetrachloroethane	ND		ug/L	0.17	0.50	1	EPA SW846-8260B	09/25/2012 10:22	09/25/2012 10:22	SR
76-13-1	1,2-Trichloro-1,2,2-trifluoroethane (Freon 113)	ND		ug/L	0.074	0.50	1	EPA SW846-8260B	09/25/2012 10:22	09/25/2012 10:22	SR
79-00-5	1,1,2-Trichloroethane	ND		ug/L	0.070	0.50	1	EPA SW846-8260B	09/25/2012 10:22	09/25/2012 10:22	SR
75-34-3	1,1-Dichloroethane	ND		ug/L	0.044	0.50	1	EPA SW846-8260B	09/25/2012 10:22	09/25/2012 10:22	SR
75-35-4	1,1-Dichloroethylene	ND		ug/L	0.044	0.50	1	EPA SW846-8260B	09/25/2012 10:22	09/25/2012 10:22	SR
563-58-6	1,1-Dichloropropylene	ND		ug/L	0.11	0.50	1	EPA SW846-8260B	09/25/2012 10:22	09/25/2012 10:22	SR
87-61-6	1,2,3-Trichlorobenzene	ND		ug/L	0.12	2.0	1	EPA SW846-8260B	09/25/2012 10:22	09/25/2012 10:22	SR
96-18-4	1,2,3-Trichloropropane	ND		ug/L	0.17	0.50	1	EPA SW846-8260B	09/25/2012 10:22	09/25/2012 10:22	SR
120-82-1	1,2,4-Trichlorobenzene	ND		ug/L	0.11	2.0	1	EPA SW846-8260B	09/25/2012 10:22	09/25/2012 10:22	SR
95-63-6	1,2,4-Trimethylbenzene	ND		ug/L	0.068	0.50	1	EPA SW846-8260B	09/25/2012 10:22	09/25/2012 10:22	SR
96-12-8	1,2-Dibromo-3-chloropropane	ND		ug/L	0.46	2.0	1	EPA SW846-8260B	09/25/2012 10:22	09/25/2012 10:22	SR
106-93-4	1,2-Dibromoethane	ND		ug/L	0.15	0.50	1	EPA SW846-8260B	09/25/2012 10:22	09/25/2012 10:22	SR
95-50-1	1,2-Dichlorobenzene	ND		ug/L	0.071	0.50	1	EPA SW846-8260B	09/25/2012 10:22	09/25/2012 10:22	SR
107-06-2	1,2-Dichloroethane	ND		ug/L	0.12	0.50	1	EPA SW846-8260B	09/25/2012 10:22	09/25/2012 10:22	SR
78-87-5	1,2-Dichloropropane	ND		ug/L	0.051	0.50	1	EPA SW846-8260B	09/25/2012 10:22	09/25/2012 10:22	SR
108-67-8	1,3,5-Trimethylbenzene	ND		ug/L	0.059	0.50	1	EPA SW846-8260B	09/25/2012 10:22	09/25/2012 10:22	SR
541-73-1	1,3-Dichlorobenzene	ND		ug/L	0.048	0.50	1	EPA SW846-8260B	09/25/2012 10:22	09/25/2012 10:22	SR
142-28-9	1,3-Dichloropropane	ND		ug/L	0.12	0.50	1	EPA SW846-8260B	09/25/2012 10:22	09/25/2012 10:22	SR
106-46-7	1,4-Dichlorobenzene	ND		ug/L	0.048	0.50	1	EPA SW846-8260B	09/25/2012 10:22	09/25/2012 10:22	SR
594-20-7	2,2-Dichloropropane	ND		ug/L	0.096	0.50	1	EPA SW846-8260B	09/25/2012 10:22	09/25/2012 10:22	SR
95-49-8	2-Chlorotoluene	ND		ug/L	0.084	0.50	1	EPA SW846-8260B	09/25/2012 10:22	09/25/2012 10:22	SR
591-78-6	2-Hexanone	ND		ug/L	0.24	0.50	1	EPA SW846-8260B	09/25/2012 10:22	09/25/2012 10:22	SR
106-43-4	4-Chlorotoluene	ND		ug/L	0.072	0.50	1	EPA SW846-8260B	09/25/2012 10:22	09/25/2012 10:22	SR
67-64-1	Acetone	ND		ug/L	0.90	2.0	1	EPA SW846-8260B	09/25/2012 10:22	09/25/2012 10:22	SR
71-43-2	Benzene	0.16	J	ug/L	0.044	0.50	1	EPA SW846-8260B	09/25/2012 10:22	09/25/2012 10:22	SR
108-86-1	Bromobenzene	ND		ug/L	0.081	0.50	1	EPA SW846-8260B	09/25/2012 10:22	09/25/2012 10:22	SR
74-97-5	Bromochloromethane	ND		ug/L	0.10	0.50	1	EPA SW846-8260B	09/25/2012 10:22	09/25/2012 10:22	SR
75-27-4	Bromodichloromethane	ND		ug/L	0.054	0.50	1	EPA SW846-8260B	09/25/2012 10:22	09/25/2012 10:22	SR
75-25-2	Bromoform	ND		ug/L	0.079	0.50	1	EPA SW846-8260B	09/25/2012 10:22	09/25/2012 10:22	SR
74-83-9	Bromomethane	ND		ug/L	0.20	0.50	1	EPA SW846-8260B	09/25/2012 10:22	09/25/2012 10:22	SR
56-23-5	Carbon tetrachloride	ND		ug/L	0.085	0.50	1	EPA SW846-8260B	09/25/2012 10:22	09/25/2012 10:22	SR
108-90-7	Chlorobenzene	ND		ug/L	0.063	0.50	1	EPA SW846-8260B	09/25/2012 10:22	09/25/2012 10:22	SR

Sample Information

Client Sample ID: MW-98-05A

York Sample ID: 1210690-05

York Project (SDG) No.
1210690

Client Project ID
Rowe Industries

Matrix
Water

Collection Date/Time
September 19, 2012 11:03 am

Date Received
09/20/2012

Volatile Organics, 8260 List - Low Level

Log-in Notes:

Sample Notes:

Sample Prepared by Method: EPA 5030B

CAS No.	Parameter	Result	Flag	Units	MDL	RL	Dilution	Reference Method	Date/Time Prepared	Date/Time Analyzed	Analyst
75-00-3	Chloroethane	ND		ug/L	0.090	0.50	1	EPA SW846-8260B	09/25/2012 10:22	09/25/2012 10:22	SR
67-66-3	Chloroform	ND		ug/L	0.079	0.50	1	EPA SW846-8260B	09/25/2012 10:22	09/25/2012 10:22	SR
74-87-3	Chloromethane	ND		ug/L	0.076	0.50	1	EPA SW846-8260B	09/25/2012 10:22	09/25/2012 10:22	SR
156-59-2	cis-1,2-Dichloroethylene	4.8		ug/L	0.069	0.50	1	EPA SW846-8260B	09/25/2012 10:22	09/25/2012 10:22	SR
10061-01-5	cis-1,3-Dichloropropylene	ND		ug/L	0.067	0.50	1	EPA SW846-8260B	09/25/2012 10:22	09/25/2012 10:22	SR
124-48-1	Dibromochloromethane	ND		ug/L	0.053	0.50	1	EPA SW846-8260B	09/25/2012 10:22	09/25/2012 10:22	SR
74-95-3	Dibromomethane	ND		ug/L	0.12	0.50	1	EPA SW846-8260B	09/25/2012 10:22	09/25/2012 10:22	SR
75-71-8	Dichlorodifluoromethane	ND		ug/L	0.092	0.50	1	EPA SW846-8260B	09/25/2012 10:22	09/25/2012 10:22	SR
100-41-4	Ethyl Benzene	0.11	J	ug/L	0.057	0.50	1	EPA SW846-8260B	09/25/2012 10:22	09/25/2012 10:22	SR
87-68-3	Hexachlorobutadiene	ND		ug/L	0.12	0.50	1	EPA SW846-8260B	09/25/2012 10:22	09/25/2012 10:22	SR
98-82-8	Isopropylbenzene	0.27	J	ug/L	0.056	0.50	1	EPA SW846-8260B	09/25/2012 10:22	09/25/2012 10:22	SR
1634-04-4	Methyl tert-butyl ether (MTBE)	ND		ug/L	0.48	0.50	1	EPA SW846-8260B	09/25/2012 10:22	09/25/2012 10:22	SR
75-09-2	Methylene chloride	ND		ug/L	0.26	2.0	1	EPA SW846-8260B	09/25/2012 10:22	09/25/2012 10:22	SR
91-20-3	Naphthalene	ND		ug/L	0.090	2.0	1	EPA SW846-8260B	09/25/2012 10:22	09/25/2012 10:22	SR
104-51-8	n-Butylbenzene	ND		ug/L	0.083	0.50	1	EPA SW846-8260B	09/25/2012 10:22	09/25/2012 10:22	SR
103-65-1	n-Propylbenzene	0.18	J	ug/L	0.068	0.50	1	EPA SW846-8260B	09/25/2012 10:22	09/25/2012 10:22	SR
95-47-6	o-Xylene	ND		ug/L	0.050	0.50	1	EPA SW846-8260B	09/25/2012 10:22	09/25/2012 10:22	SR
1330-20-7P/M	p- & m- Xylenes	ND		ug/L	0.090	1.0	1	EPA SW846-8260B	09/25/2012 10:22	09/25/2012 10:22	SR
99-87-6	p-Isopropyltoluene	ND		ug/L	0.044	0.50	1	EPA SW846-8260B	09/25/2012 10:22	09/25/2012 10:22	SR
135-98-8	sec-Butylbenzene	ND		ug/L	0.050	0.50	1	EPA SW846-8260B	09/25/2012 10:22	09/25/2012 10:22	SR
100-42-5	Styrene	ND		ug/L	0.043	0.50	1	EPA SW846-8260B	09/25/2012 10:22	09/25/2012 10:22	SR
98-06-6	tert-Butylbenzene	ND		ug/L	0.050	0.50	1	EPA SW846-8260B	09/25/2012 10:22	09/25/2012 10:22	SR
127-18-4	Tetrachloroethylene	14		ug/L	0.070	0.50	1	EPA SW846-8260B	09/25/2012 10:22	09/25/2012 10:22	SR
108-88-3	Toluene	0.17	J	ug/L	0.042	0.50	1	EPA SW846-8260B	09/25/2012 10:22	09/25/2012 10:22	SR
156-60-5	trans-1,2-Dichloroethylene	ND		ug/L	0.085	0.50	1	EPA SW846-8260B	09/25/2012 10:22	09/25/2012 10:22	SR
10061-02-6	trans-1,3-Dichloropropylene	ND		ug/L	0.060	0.50	1	EPA SW846-8260B	09/25/2012 10:22	09/25/2012 10:22	SR
79-01-6	Trichloroethylene	2.4		ug/L	0.071	0.50	1	EPA SW846-8260B	09/25/2012 10:22	09/25/2012 10:22	SR
75-69-4	Trichlorofluoromethane	ND		ug/L	0.094	0.50	1	EPA SW846-8260B	09/25/2012 10:22	09/25/2012 10:22	SR
75-01-4	Vinyl Chloride	ND		ug/L	0.062	0.50	1	EPA SW846-8260B	09/25/2012 10:22	09/25/2012 10:22	SR
1330-20-7	Xylenes, Total	ND		ug/L	0.12	1.5	1	EPA SW846-8260B	09/25/2012 10:22	09/25/2012 10:22	SR
Surrogate Recoveries		Result	Acceptance Range								
17060-07-0	Surrogate: 1,2-Dichloroethane-d4	99.4 %	72.6-129								
460-00-4	Surrogate: p-Bromofluorobenzene	101 %	63.5-145								
2037-26-5	Surrogate: Toluene-d8	99.2 %	81.2-127								

Sample Information

Client Sample ID: MW-98-05A

York Sample ID: 1210690-05

York Project (SDG) No.
1210690

Client Project ID
Rowe Industries

Matrix
Water

Collection Date/Time
September 19, 2012 11:03 am

Date Received
09/20/2012

Iron, Dissolved by EPA 6010

Log-in Notes:

Sample Notes:

Sample Prepared by Method: EPA 3010A

CAS No.	Parameter	Result	Flag	Units	MDL	RL	Dilution	Reference Method	Date/Time Prepared	Date/Time Analyzed	Analyst
7439-89-6	Iron	ND		mg/L	0.0100	0.0100	1	EPA SW846-6010B	09/25/2012 09:28	09/25/2012 12:32	MW

Iron by EPA 200.7

Log-in Notes:

Sample Notes:

Sample Prepared by Method: EPA 3010A

CAS No.	Parameter	Result	Flag	Units	MDL	RL	Dilution	Reference Method	Date/Time Prepared	Date/Time Analyzed	Analyst
7439-89-6	Iron	7.09		mg/L	0.0100	0.0100	1	EPA 200.7	09/25/2012 09:28	09/25/2012 12:37	MW

Manganese by EPA 200.7

Log-in Notes:

Sample Notes:

Sample Prepared by Method: EPA 3010A

CAS No.	Parameter	Result	Flag	Units	MDL	RL	Dilution	Reference Method	Date/Time Prepared	Date/Time Analyzed	Analyst
7439-96-5	Manganese	0.0887		mg/L	0.00200	0.00500	1	EPA 200.7	09/25/2012 09:28	09/25/2012 12:37	MW

Nitrate (as N)

Log-in Notes:

Sample Notes:

Sample Prepared by Method: EPA 300

CAS No.	Parameter	Result	Flag	Units	MDL	RL	Dilution	Reference Method	Date/Time Prepared	Date/Time Analyzed	Analyst
14797-55-8	Nitrate as N	ND		mg/L	0.0120	0.0500	1	EPA 300	09/20/2012 19:10	09/20/2012 19:10	AD

Sulfate as SO4

Log-in Notes:

Sample Notes:

Sample Prepared by Method: EPA 300

CAS No.	Parameter	Result	Flag	Units	MDL	RL	Dilution	Reference Method	Date/Time Prepared	Date/Time Analyzed	Analyst
14808-79-8	Sulfate	2.90		mg/L	0.0860	1.00	1	EPA Method 300.0	09/20/2012 19:10	09/20/2012 19:10	AD

Chemical Oxygen Demand (COD)

Log-in Notes:

Sample Notes:

Sample Prepared by Method: Analysis Preparation

CAS No.	Parameter	Result	Flag	Units	MDL	RL	Dilution	Reference Method	Date/Time Prepared	Date/Time Analyzed	Analyst
	Chemical Oxygen Demand (COD)	11		mg/L	10	10	1	SM 5220 B	09/25/2012 15:30	09/25/2012 15:30	AA

Total Organic Carbon

Log-in Notes:

Sample Notes:

Sample Prepared by Method: Analysis Preparation

CAS No.	Parameter	Result	Flag	Units	MDL	RL	Dilution	Reference Method	Date/Time Prepared	Date/Time Analyzed	Analyst
	Total Organic Carbon (TOC)	ND		mg/L	1.00	1.00	1	SM 5310C	09/26/2012 08:08	09/26/2012 17:20	AMC

Analytical Batch Summary

Batch ID: BI20849 **Preparation Method:** EPA 300 **Prepared By:** AD

YORK Sample ID	Client Sample ID	Preparation Date
12I0690-01	FRW-1	09/20/12
12I0690-02	FRW-2	09/20/12
12I0690-03	FRW-3	09/20/12
12I0690-04	FRW-4	09/20/12
12I0690-05	MW-98-05A	09/20/12
BI20849-BLK1	Blank	09/20/12
BI20849-BS1	LCS	09/20/12
BI20849-SRM1	Reference	09/20/12

Batch ID: BI20854 **Preparation Method:** Analysis Preparation **Prepared By:** AA

YORK Sample ID	Client Sample ID	Preparation Date
12I0690-01	FRW-1	09/25/12
12I0690-02	FRW-2	09/25/12
12I0690-03	FRW-3	09/25/12
12I0690-04	FRW-4	09/25/12
12I0690-05	MW-98-05A	09/25/12
BI20854-BLK1	Blank	09/25/12
BI20854-BS1	LCS	09/25/12
BI20854-DUP1	Duplicate	09/25/12
BI20854-MS1	Matrix Spike	09/25/12

Batch ID: BI20870 **Preparation Method:** EPA 5030B **Prepared By:** AY

YORK Sample ID	Client Sample ID	Preparation Date
12I0690-04	FRW-4	09/25/12
12I0690-05	MW-98-05A	09/25/12
BI20870-BLK1	Blank	09/25/12
BI20870-BS1	LCS	09/25/12
BI20870-BSD1	LCS Dup	09/25/12

Batch ID: BI20938 **Preparation Method:** EPA 3010A **Prepared By:** MW

YORK Sample ID	Client Sample ID	Preparation Date
12I0690-01	FRW-1	09/25/12
12I0690-01	FRW-1	09/25/12
12I0690-02	FRW-2	09/25/12
12I0690-02	FRW-2	09/25/12
12I0690-03	FRW-3	09/25/12
12I0690-03	FRW-3	09/25/12
12I0690-04	FRW-4	09/25/12
12I0690-04	FRW-4	09/25/12
12I0690-05	MW-98-05A	09/25/12
12I0690-05	MW-98-05A	09/25/12
BI20938-BLK1	Blank	09/25/12
BI20938-BLK1	Blank	09/25/12
BI20938-DUP1	Duplicate	09/25/12

YORK

ANALYTICAL LABORATORIES, INC.

BI20938-DUP1	Duplicate	09/25/12
BI20938-MS1	Matrix Spike	09/25/12
BI20938-MS1	Matrix Spike	09/25/12
BI20938-SRM1	Reference	09/25/12
BI20938-SRM1	Reference	09/25/12

Batch ID: BI20995 **Preparation Method:** Analysis Preparation **Prepared By:** AMC

YORK Sample ID	Client Sample ID	Preparation Date
12I0690-01	FRW-1	09/26/12
12I0690-02	FRW-2	09/26/12
12I0690-03	FRW-3	09/26/12
12I0690-04	FRW-4	09/26/12
12I0690-05	MW-98-05A	09/26/12
BI20995-BLK1	Blank	09/26/12
BI20995-BS1	LCS	09/26/12
BI20995-DUP1	Duplicate	09/26/12
BI20995-MS1	Matrix Spike	09/26/12

Batch ID: BI21094 **Preparation Method:** EPA 5030B **Prepared By:** AY

YORK Sample ID	Client Sample ID	Preparation Date
12I0690-01	FRW-1	09/25/12
12I0690-02	FRW-2	09/25/12
12I0690-03	FRW-3	09/25/12
BI21094-BLK1	Blank	09/27/12
BI21094-BS1	LCS	09/27/12
BI21094-BSD1	LCS Dup	09/27/12

Volatile Organic Compounds by EPA SW846-8260B - Quality Control Data

York Analytical Laboratories, Inc.

Analyte	Result	Reporting Limit	Units	Spike Level	Source* Result	%REC	%REC Limits	Flag	RPD	RPD Limit	Flag
---------	--------	--------------------	-------	----------------	-------------------	------	----------------	------	-----	--------------	------

Batch BI20870 - EPA 5030B

Blank (BI20870-BLK1)

Prepared & Analyzed: 09/25/2012

1,1,1,2-Tetrachloroethane	ND	0.50	ug/L								
1,1,1-Trichloroethane	ND	0.50	"								
1,1,2,2-Tetrachloroethane	ND	0.50	"								
1,1,2-Trichloro-1,2,2-trifluoroethane (Freon 113)	ND	0.50	"								
1,1,2-Trichloroethane	ND	0.50	"								
1,1-Dichloroethane	ND	0.50	"								
1,1-Dichloroethylene	ND	0.50	"								
1,1-Dichloropropylene	ND	0.50	"								
1,2,3-Trichlorobenzene	ND	2.0	"								
1,2,3-Trichloropropane	ND	0.50	"								
1,2,4-Trichlorobenzene	ND	2.0	"								
1,2,4-Trimethylbenzene	ND	0.50	"								
1,2-Dibromo-3-chloropropane	ND	2.0	"								
1,2-Dibromoethane	ND	0.50	"								
1,2-Dichlorobenzene	ND	0.50	"								
1,2-Dichloroethane	ND	0.50	"								
1,2-Dichloropropane	ND	0.50	"								
1,3,5-Trimethylbenzene	ND	0.50	"								
1,3-Dichlorobenzene	ND	0.50	"								
1,3-Dichloropropane	ND	0.50	"								
1,4-Dichlorobenzene	ND	0.50	"								
2,2-Dichloropropane	ND	0.50	"								
2-Chlorotoluene	ND	0.50	"								
2-Hexanone	ND	0.50	"								
4-Chlorotoluene	ND	0.50	"								
Acetone	1.2	2.0	"								
Benzene	ND	0.50	"								
Bromobenzene	ND	0.50	"								
Bromochloromethane	ND	0.50	"								
Bromodichloromethane	ND	0.50	"								
Bromoform	ND	0.50	"								
Bromomethane	ND	0.50	"								
Carbon tetrachloride	ND	0.50	"								
Chlorobenzene	ND	0.50	"								
Chloroethane	ND	0.50	"								
Chloroform	ND	0.50	"								
Chloromethane	ND	0.50	"								
cis-1,2-Dichloroethylene	ND	0.50	"								
cis-1,3-Dichloropropylene	ND	0.50	"								
Dibromochloromethane	ND	0.50	"								
Dibromomethane	ND	0.50	"								
Dichlorodifluoromethane	ND	0.50	"								
Ethyl Benzene	ND	0.50	"								
Hexachlorobutadiene	ND	0.50	"								
Isopropylbenzene	ND	0.50	"								
Methyl tert-butyl ether (MTBE)	ND	0.50	"								
Methylene chloride	ND	2.0	"								
Naphthalene	ND	2.0	"								
n-Butylbenzene	ND	0.50	"								
n-Propylbenzene	ND	0.50	"								
o-Xylene	ND	0.50	"								
p- & m- Xylenes	ND	1.0	"								
p-Isopropyltoluene	ND	0.50	"								
sec-Butylbenzene	ND	0.50	"								

Volatile Organic Compounds by EPA SW846-8260B - Quality Control Data

York Analytical Laboratories, Inc.

Analyte	Result	Reporting Limit	Units	Spike Level	Source* Result	%REC	%REC Limits	Flag	RPD	RPD Limit	Flag
---------	--------	--------------------	-------	----------------	-------------------	------	----------------	------	-----	--------------	------

Batch BI20870 - EPA 5030B

Blank (BI20870-BLK1)

Prepared & Analyzed: 09/25/2012

Styrene	ND	0.50	ug/L							
tert-Butylbenzene	ND	0.50	"							
Tetrachloroethylene	ND	0.50	"							
Toluene	ND	0.50	"							
trans-1,2-Dichloroethylene	ND	0.50	"							
trans-1,3-Dichloropropylene	ND	0.50	"							
Trichloroethylene	ND	0.50	"							
Trichlorofluoromethane	ND	0.50	"							
Vinyl Chloride	ND	0.50	"							
Xylenes, Total	ND	1.5	"							

<i>Surrogate: 1,2-Dichloroethane-d4</i>	9.72		"	10.0		97.2	72.6-129			
<i>Surrogate: p-Bromofluorobenzene</i>	10.4		"	10.0		104	63.5-145			
<i>Surrogate: Toluene-d8</i>	9.71		"	10.0		97.1	81.2-127			

LCS (BI20870-BS1)

Prepared & Analyzed: 09/25/2012

1,1,1,2-Tetrachloroethane	9.06		ug/L	10.0		90.6	82.3-130			
1,1,1-Trichloroethane	9.11		"	10.0		91.1	75.6-137			
1,1,2,2-Tetrachloroethane	8.51		"	10.0		85.1	71.3-131			
1,1,2-Trichloro-1,2,2-trifluoroethane (Freon 113)	10.6		"	10.0		106	71.1-129			
1,1,2-Trichloroethane	8.11		"	10.0		81.1	74.5-129			
1,1-Dichloroethane	9.44		"	10.0		94.4	79.6-132			
1,1-Dichloroethylene	10.1		"	10.0		101	80.2-146			
1,1-Dichloropropylene	9.12		"	10.0		91.2	75-136			
1,2,3-Trichlorobenzene	8.86		"	10.0		88.6	66.1-136			
1,2,3-Trichloropropane	8.27		"	10.0		82.7	63-131			
1,2,4-Trichlorobenzene	8.22		"	10.0		82.2	70.6-136			
1,2,4-Trimethylbenzene	9.74		"	10.0		97.4	75.3-135			
1,2-Dibromo-3-chloropropane	10.4		"	10.0		104	58.9-140			
1,2-Dibromoethane	8.37		"	10.0		83.7	79-130			
1,2-Dichlorobenzene	8.95		"	10.0		89.5	76.1-122			
1,2-Dichloroethane	8.80		"	10.0		88.0	74.6-132			
1,2-Dichloropropane	8.48		"	10.0		84.8	76.9-129			
1,3,5-Trimethylbenzene	8.94		"	10.0		89.4	70.6-127			
1,3-Dichlorobenzene	8.71		"	10.0		87.1	77-124			
1,3-Dichloropropane	8.49		"	10.0		84.9	75.8-126			
1,4-Dichlorobenzene	9.05		"	10.0		90.5	76.6-125			
2,2-Dichloropropane	7.08		"	10.0		70.8	69-133			
2-Chlorotoluene	8.74		"	10.0		87.4	66.3-119			
2-Hexanone	7.70		"	10.0		77.0	70-130			
4-Chlorotoluene	8.69		"	10.0		86.9	69.2-127			
Acetone	7.32		"	10.0		73.2	70-130			
Benzene	9.04		"	10.0		90.4	76.2-129			
Bromobenzene	8.20		"	10.0		82.0	71.3-123			
Bromochloromethane	8.12		"	10.0		81.2	70.8-137			
Bromodichloromethane	8.63		"	10.0		86.3	79.7-134			
Bromoform	9.02		"	10.0		90.2	70.5-141			
Bromomethane	8.94		"	10.0		89.4	43.9-147			
Carbon tetrachloride	9.84		"	10.0		98.4	78.1-138			
Chlorobenzene	9.10		"	10.0		91.0	80.4-125			
Chloroethane	9.19		"	10.0		91.9	55.8-140			
Chloroform	8.95		"	10.0		89.5	76.6-133			
Chloromethane	8.92		"	10.0		89.2	48.8-115			
cis-1,2-Dichloroethylene	8.95		"	10.0		89.5	75.1-128			
cis-1,3-Dichloropropylene	8.29		"	10.0		82.9	74.5-128			

Volatile Organic Compounds by EPA SW846-8260B - Quality Control Data

York Analytical Laboratories, Inc.

Analyte	Result	Reporting Limit	Units	Spike Level	Source* Result	%REC Limits	%REC Limits	Flag	RPD	RPD Limit	Flag
Batch BI20870 - EPA 5030B											
LCS (BI20870-BS1)											Prepared & Analyzed: 09/25/2012
Dibromochloromethane	8.90		ug/L	10.0		89.0	79.8-134				
Dibromomethane	8.69		"	10.0		86.9	79-130				
Dichlorodifluoromethane	8.90		"	10.0		89.0	47.1-101				
Ethyl Benzene	9.18		"	10.0		91.8	80.8-128				
Hexachlorobutadiene	9.01		"	10.0		90.1	64.8-128				
Isopropylbenzene	9.34		"	10.0		93.4	75.5-135				
Methyl tert-butyl ether (MTBE)	8.68		"	10.0		86.8	65.1-140				
Methylene chloride	9.31		"	10.0		93.1	61.3-120				
Naphthalene	9.34		"	10.0		93.4	62.3-148				
n-Butylbenzene	7.59		"	10.0		75.9	67.2-123				
n-Propylbenzene	8.59		"	10.0		85.9	70.5-127				
o-Xylene	8.75		"	10.0		87.5	75.9-122				
p- & m- Xylenes	17.8		"	20.0		89.0	77.7-127				
p-Isopropyltoluene	9.33		"	10.0		93.3	75.6-129				
sec-Butylbenzene	8.87		"	10.0		88.7	71.5-125				
Styrene	10.4		"	10.0		104	77.8-123				
tert-Butylbenzene	11.0		"	10.0		110	75.9-151				
Tetrachloroethylene	8.99		"	10.0		89.9	63.6-167				
Toluene	8.65		"	10.0		86.5	77-123				
trans-1,2-Dichloroethylene	10.3		"	10.0		103	76.3-139				
trans-1,3-Dichloropropylene	7.87		"	10.0		78.7	72.5-137				
Trichloroethylene	8.75		"	10.0		87.5	77.9-130				
Trichlorofluoromethane	9.89		"	10.0		98.9	57.4-133				
Vinyl Chloride	9.53		"	10.0		95.3	54.9-124				
<i>Surrogate: 1,2-Dichloroethane-d4</i>	<i>9.53</i>		<i>"</i>	<i>10.0</i>		<i>95.3</i>	<i>72.6-129</i>				
<i>Surrogate: p-Bromofluorobenzene</i>	<i>10.0</i>		<i>"</i>	<i>10.0</i>		<i>100</i>	<i>63.5-145</i>				
<i>Surrogate: Toluene-d8</i>	<i>10.1</i>		<i>"</i>	<i>10.0</i>		<i>101</i>	<i>81.2-127</i>				

Volatile Organic Compounds by EPA SW846-8260B - Quality Control Data

York Analytical Laboratories, Inc.

Analyte	Result	Reporting Limit	Units	Spike Level	Source* Result	%REC Limits	Flag	RPD	RPD Limit	Flag
Batch BI20870 - EPA 5030B										
LCS Dup (BI20870-BSD1)										
Prepared & Analyzed: 09/25/2012										
1,1,1,2-Tetrachloroethane	8.44		ug/L	10.0		84.4	82.3-130		7.09	21.1
1,1,1-Trichloroethane	8.75		"	10.0		87.5	75.6-137		4.03	19.7
1,1,2,2-Tetrachloroethane	7.63		"	10.0		76.3	71.3-131		10.9	20.8
1,1,2-Trichloro-1,2,2-trifluoroethane (Freon 113)	10.0		"	10.0		100	71.1-129		5.33	21.7
1,1,2-Trichloroethane	7.70		"	10.0		77.0	74.5-129		5.19	20.3
1,1-Dichloroethane	9.07		"	10.0		90.7	79.6-132		4.00	20.6
1,1-Dichloroethylene	9.74		"	10.0		97.4	80.2-146		4.02	20
1,1-Dichloropropylene	8.77		"	10.0		87.7	75-136		3.91	19.3
1,2,3-Trichlorobenzene	8.49		"	10.0		84.9	66.1-136		4.27	21.6
1,2,3-Trichloropropane	7.77		"	10.0		77.7	63-131		6.23	23.9
1,2,4-Trichlorobenzene	7.73		"	10.0		77.3	70.6-136		6.14	21.7
1,2,4-Trimethylbenzene	9.03		"	10.0		90.3	75.3-135		7.57	18.8
1,2-Dibromo-3-chloropropane	9.41		"	10.0		94.1	58.9-140		10.1	27.7
1,2-Dibromoethane	7.76		"	10.0		77.6	79-130	Low Bias	7.56	23
1,2-Dichlorobenzene	7.92		"	10.0		79.2	76.1-122		12.2	19.8
1,2-Dichloroethane	8.39		"	10.0		83.9	74.6-132		4.77	20.2
1,2-Dichloropropane	8.01		"	10.0		80.1	76.9-129		5.70	20.7
1,3,5-Trimethylbenzene	8.42		"	10.0		84.2	70.6-127		5.99	18.9
1,3-Dichlorobenzene	8.06		"	10.0		80.6	77-124		7.75	19.2
1,3-Dichloropropane	7.70		"	10.0		77.0	75.8-126		9.76	22.1
1,4-Dichlorobenzene	8.14		"	10.0		81.4	76.6-125		10.6	18.6
2,2-Dichloropropane	6.59		"	10.0		65.9	69-133	Low Bias	7.17	19.8
2-Chlorotoluene	8.35		"	10.0		83.5	66.3-119		4.56	21.6
2-Hexanone	7.04		"	10.0		70.4	70-130		8.96	30
4-Chlorotoluene	8.07		"	10.0		80.7	69.2-127		7.40	19
Acetone	7.21		"	10.0		72.1	70-130		1.51	30
Benzene	8.61		"	10.0		86.1	76.2-129		4.87	19
Bromobenzene	7.79		"	10.0		77.9	71.3-123		5.13	20.3
Bromochloromethane	7.83		"	10.0		78.3	70.8-137		3.64	23.9
Bromodichloromethane	8.17		"	10.0		81.7	79.7-134		5.48	21
Bromoform	8.42		"	10.0		84.2	70.5-141		6.88	21.8
Bromomethane	8.83		"	10.0		88.3	43.9-147		1.24	28.4
Carbon tetrachloride	9.42		"	10.0		94.2	78.1-138		4.36	20.1
Chlorobenzene	8.31		"	10.0		83.1	80.4-125		9.08	19.9
Chloroethane	8.71		"	10.0		87.1	55.8-140		5.36	23.3
Chloroform	8.78		"	10.0		87.8	76.6-133		1.92	20.3
Chloromethane	8.29		"	10.0		82.9	48.8-115		7.32	24.5
cis-1,2-Dichloroethylene	8.80		"	10.0		88.0	75.1-128		1.69	20.5
cis-1,3-Dichloropropylene	7.77		"	10.0		77.7	74.5-128		6.48	19.9
Dibromochloromethane	8.20		"	10.0		82.0	79.8-134		8.19	21.3
Dibromomethane	8.20		"	10.0		82.0	79-130		5.80	22.4
Dichlorodifluoromethane	8.20		"	10.0		82.0	47.1-101		8.19	23.9
Ethyl Benzene	8.47		"	10.0		84.7	80.8-128		8.05	19.2
Hexachlorobutadiene	8.14		"	10.0		81.4	64.8-128		10.1	20.6
Isopropylbenzene	8.83		"	10.0		88.3	75.5-135		5.61	20
Methyl tert-butyl ether (MTBE)	8.59		"	10.0		85.9	65.1-140		1.04	23.6
Methylene chloride	8.99		"	10.0		89.9	61.3-120		3.50	20.4
Naphthalene	8.92		"	10.0		89.2	62.3-148		4.60	27.1
n-Butylbenzene	6.98		"	10.0		69.8	67.2-123		8.37	19.1
n-Propylbenzene	8.15		"	10.0		81.5	70.5-127		5.26	23.4
o-Xylene	7.97		"	10.0		79.7	75.9-122		9.33	19.3
p- & m- Xylenes	16.5		"	20.0		82.6	77.7-127		7.52	18.6
p-Isopropyltoluene	8.61		"	10.0		86.1	75.6-129		8.03	19.1
sec-Butylbenzene	8.23		"	10.0		82.3	71.5-125		7.49	18.9

Volatile Organic Compounds by EPA SW846-8260B - Quality Control Data

York Analytical Laboratories, Inc.

Analyte	Result	Reporting Limit	Units	Spike Level	Source* Result	%REC Limits	Flag	RPD	RPD Limit	Flag
---------	--------	--------------------	-------	----------------	-------------------	----------------	------	-----	--------------	------

Batch BI20870 - EPA 5030B

LCS Dup (BI20870-BSD1)

Prepared & Analyzed: 09/25/2012

Styrene	9.28		ug/L	10.0		92.8	77.8-123		11.6	20.9
tert-Butylbenzene	10.4		"	10.0		104	75.9-151		6.16	20.9
Tetrachloroethylene	8.49		"	10.0		84.9	63.6-167		5.72	27.7
Toluene	8.20		"	10.0		82.0	77-123		5.34	18.7
trans-1,2-Dichloroethylene	9.62		"	10.0		96.2	76.3-139		6.83	19.5
trans-1,3-Dichloropropylene	7.28		"	10.0		72.8	72.5-137		7.79	19.3
Trichloroethylene	8.33		"	10.0		83.3	77.9-130		4.92	20.5
Trichlorofluoromethane	9.44		"	10.0		94.4	57.4-133		4.66	21.4
Vinyl Chloride	8.96		"	10.0		89.6	54.9-124		6.17	22.3
<i>Surrogate: 1,2-Dichloroethane-d4</i>	<i>10.0</i>		<i>"</i>	<i>10.0</i>		<i>100</i>	<i>72.6-129</i>			
<i>Surrogate: p-Bromofluorobenzene</i>	<i>10.3</i>		<i>"</i>	<i>10.0</i>		<i>103</i>	<i>63.5-145</i>			
<i>Surrogate: Toluene-d8</i>	<i>10.1</i>		<i>"</i>	<i>10.0</i>		<i>101</i>	<i>81.2-127</i>			

Batch BI21094 - EPA 5030B

Blank (BI21094-BLK1)

Prepared & Analyzed: 09/27/2012

1,1,1,2-Tetrachloroethane	ND	0.50	ug/L							
1,1,1-Trichloroethane	ND	0.50	"							
1,1,2,2-Tetrachloroethane	ND	0.50	"							
1,1,2-Trichloro-1,2,2-trifluoroethane (Freon 113)	ND	0.50	"							
1,1,2-Trichloroethane	ND	0.50	"							
1,1-Dichloroethane	ND	0.50	"							
1,1-Dichloroethylene	ND	0.50	"							
1,1-Dichloropropylene	ND	0.50	"							
1,2,3-Trichlorobenzene	ND	2.0	"							
1,2,3-Trichloropropane	ND	0.50	"							
1,2,4-Trichlorobenzene	ND	2.0	"							
1,2,4-Trimethylbenzene	ND	0.50	"							
1,2-Dibromo-3-chloropropane	ND	2.0	"							
1,2-Dibromoethane	ND	0.50	"							
1,2-Dichlorobenzene	ND	0.50	"							
1,2-Dichloroethane	ND	0.50	"							
1,2-Dichloropropane	ND	0.50	"							
1,3,5-Trimethylbenzene	ND	0.50	"							
1,3-Dichlorobenzene	ND	0.50	"							
1,3-Dichloropropane	ND	0.50	"							
1,4-Dichlorobenzene	ND	0.50	"							
2,2-Dichloropropane	ND	0.50	"							
2-Chlorotoluene	ND	0.50	"							
2-Hexanone	ND	0.50	"							
4-Chlorotoluene	ND	0.50	"							
Acetone	2.4	2.0	"							
Benzene	ND	0.50	"							
Bromobenzene	ND	0.50	"							
Bromochloromethane	ND	0.50	"							
Bromodichloromethane	ND	0.50	"							
Bromoform	ND	0.50	"							
Bromomethane	ND	0.50	"							
Carbon tetrachloride	ND	0.50	"							
Chlorobenzene	ND	0.50	"							
Chloroethane	ND	0.50	"							
Chloroform	ND	0.50	"							
Chloromethane	ND	0.50	"							
cis-1,2-Dichloroethylene	ND	0.50	"							

Volatile Organic Compounds by EPA SW846-8260B - Quality Control Data

York Analytical Laboratories, Inc.

Analyte	Result	Reporting Limit	Units	Spike Level	Source* Result	%REC	%REC Limits	Flag	RPD	RPD Limit	Flag
---------	--------	--------------------	-------	----------------	-------------------	------	----------------	------	-----	--------------	------

Batch BI21094 - EPA 5030B

Blank (BI21094-BLK1)

Prepared & Analyzed: 09/27/2012

cis-1,3-Dichloropropylene	ND	0.50	ug/L								
Dibromochloromethane	ND	0.50	"								
Dibromomethane	ND	0.50	"								
Dichlorodifluoromethane	ND	0.50	"								
Ethyl Benzene	ND	0.50	"								
Hexachlorobutadiene	ND	0.50	"								
Isopropylbenzene	ND	0.50	"								
Methyl tert-butyl ether (MTBE)	ND	0.50	"								
Methylene chloride	1.6	2.0	"								
Naphthalene	0.58	2.0	"								
n-Butylbenzene	ND	0.50	"								
n-Propylbenzene	ND	0.50	"								
o-Xylene	ND	0.50	"								
p- & m- Xylenes	ND	1.0	"								
p-Isopropyltoluene	ND	0.50	"								
sec-Butylbenzene	ND	0.50	"								
Styrene	ND	0.50	"								
tert-Butylbenzene	ND	0.50	"								
Tetrachloroethylene	ND	0.50	"								
Toluene	ND	0.50	"								
trans-1,2-Dichloroethylene	ND	0.50	"								
trans-1,3-Dichloropropylene	ND	0.50	"								
Trichloroethylene	ND	0.50	"								
Trichlorofluoromethane	ND	0.50	"								
Vinyl Chloride	ND	0.50	"								
Xylenes, Total	ND	1.5	"								
<hr/>											
Surrogate: 1,2-Dichloroethane-d4	9.25		"	10.0		92.5	72.6-129				
Surrogate: p-Bromofluorobenzene	9.41		"	10.0		94.1	63.5-145				
Surrogate: Toluene-d8	10.2		"	10.0		102	81.2-127				

Volatile Organic Compounds by EPA SW846-8260B - Quality Control Data

York Analytical Laboratories, Inc.

Analyte	Result	Reporting Limit	Units	Spike Level	Source* Result	%REC Limits	%REC Limits	Flag	RPD	RPD Limit	Flag
Batch BI21094 - EPA 5030B											
LCS (BI21094-BS1)											Prepared & Analyzed: 09/27/2012
1,1,1,2-Tetrachloroethane	10.3		ug/L	10.0		103	82.3-130				
1,1,1-Trichloroethane	10.4		"	10.0		104	75.6-137				
1,1,2,2-Tetrachloroethane	9.31		"	10.0		93.1	71.3-131				
1,1,2-Trichloro-1,2,2-trifluoroethane (Freon 113)	10.1		"	10.0		101	71.1-129				
1,1,2-Trichloroethane	9.68		"	10.0		96.8	74.5-129				
1,1-Dichloroethane	10.8		"	10.0		108	79.6-132				
1,1-Dichloroethylene	10.9		"	10.0		109	80.2-146				
1,1-Dichloropropylene	10.0		"	10.0		100	75-136				
1,2,3-Trichlorobenzene	9.82		"	10.0		98.2	66.1-136				
1,2,3-Trichloropropane	9.53		"	10.0		95.3	63-131				
1,2,4-Trichlorobenzene	9.18		"	10.0		91.8	70.6-136				
1,2,4-Trimethylbenzene	10.7		"	10.0		107	75.3-135				
1,2-Dibromo-3-chloropropane	9.75		"	10.0		97.5	58.9-140				
1,2-Dibromoethane	9.97		"	10.0		99.7	79-130				
1,2-Dichlorobenzene	9.53		"	10.0		95.3	76.1-122				
1,2-Dichloroethane	9.99		"	10.0		99.9	74.6-132				
1,2-Dichloropropane	10.3		"	10.0		103	76.9-129				
1,3,5-Trimethylbenzene	10.4		"	10.0		104	70.6-127				
1,3-Dichlorobenzene	9.47		"	10.0		94.7	77-124				
1,3-Dichloropropane	9.77		"	10.0		97.7	75.8-126				
1,4-Dichlorobenzene	9.46		"	10.0		94.6	76.6-125				
2,2-Dichloropropane	5.48		"	10.0		54.8	69-133	Low Bias			
2-Chlorotoluene	9.85		"	10.0		98.5	66.3-119				
2-Hexanone	9.34		"	10.0		93.4	70-130				
4-Chlorotoluene	9.60		"	10.0		96.0	69.2-127				
Acetone	9.37		"	10.0		93.7	70-130				
Benzene	10.3		"	10.0		103	76.2-129				
Bromobenzene	9.85		"	10.0		98.5	71.3-123				
Bromochloromethane	9.55		"	10.0		95.5	70.8-137				
Bromodichloromethane	10.4		"	10.0		104	79.7-134				
Bromoform	9.83		"	10.0		98.3	70.5-141				
Bromomethane	5.72		"	10.0		57.2	43.9-147				
Carbon tetrachloride	10.6		"	10.0		106	78.1-138				
Chlorobenzene	10.4		"	10.0		104	80.4-125				
Chloroethane	10.1		"	10.0		101	55.8-140				
Chloroform	10.0		"	10.0		100	76.6-133				
Chloromethane	9.35		"	10.0		93.5	48.8-115				
cis-1,2-Dichloroethylene	10.3		"	10.0		103	75.1-128				
cis-1,3-Dichloropropylene	8.88		"	10.0		88.8	74.5-128				
Dibromochloromethane	10.0		"	10.0		100	79.8-134				
Dibromomethane	10.4		"	10.0		104	79-130				
Dichlorodifluoromethane	8.29		"	10.0		82.9	47.1-101				
Ethyl Benzene	10.7		"	10.0		107	80.8-128				
Hexachlorobutadiene	9.21		"	10.0		92.1	64.8-128				
Isopropylbenzene	11.2		"	10.0		112	75.5-135				
Methyl tert-butyl ether (MTBE)	9.96		"	10.0		99.6	65.1-140				
Methylene chloride	8.99		"	10.0		89.9	61.3-120				
Naphthalene	9.84		"	10.0		98.4	62.3-148				
n-Butylbenzene	10.0		"	10.0		100	67.2-123				
n-Propylbenzene	9.98		"	10.0		99.8	70.5-127				
o-Xylene	10.1		"	10.0		101	75.9-122				
p- & m- Xylenes	21.5		"	20.0		108	77.7-127				
p-Isopropyltoluene	10.3		"	10.0		103	75.6-129				
sec-Butylbenzene	10.2		"	10.0		102	71.5-125				

Volatile Organic Compounds by EPA SW846-8260B - Quality Control Data

York Analytical Laboratories, Inc.

Analyte	Result	Reporting Limit	Units	Spike Level	Source* Result	%REC Limits	Flag	RPD	RPD Limit	Flag
Batch BI21094 - EPA 5030B										
LCS (BI21094-BS1)										
Prepared & Analyzed: 09/27/2012										
Styrene	10.7		ug/L	10.0		107				
tert-Butylbenzene	11.7		"	10.0		117				
Tetrachloroethylene	9.94		"	10.0		99.4				
Toluene	10.6		"	10.0		106				
trans-1,2-Dichloroethylene	10.4		"	10.0		104				
trans-1,3-Dichloropropylene	8.64		"	10.0		86.4				
Trichloroethylene	10.6		"	10.0		106				
Trichlorofluoromethane	10.0		"	10.0		100				
Vinyl Chloride	9.53		"	10.0		95.3				
<i>Surrogate: 1,2-Dichloroethane-d4</i>	<i>9.44</i>		<i>"</i>	<i>10.0</i>		<i>94.4</i>			<i>72.6-129</i>	
<i>Surrogate: p-Bromofluorobenzene</i>	<i>10.0</i>		<i>"</i>	<i>10.0</i>		<i>100</i>			<i>63.5-145</i>	
<i>Surrogate: Toluene-d8</i>	<i>10.3</i>		<i>"</i>	<i>10.0</i>		<i>103</i>			<i>81.2-127</i>	
LCS Dup (BI21094-BSD1)										
Prepared & Analyzed: 09/27/2012										
1,1,1,2-Tetrachloroethane	10.6		ug/L	10.0		106		2.20	21.1	
1,1,1-Trichloroethane	10.4		"	10.0		104		0.192	19.7	
1,1,2,2-Tetrachloroethane	9.84		"	10.0		98.4		5.54	20.8	
1,1,2-Trichloro-1,2,2-trifluoroethane (Freon 113)	10.0		"	10.0		100		0.992	21.7	
1,1,2-Trichloroethane	9.96		"	10.0		99.6		2.85	20.3	
1,1-Dichloroethane	11.1		"	10.0		111		2.64	20.6	
1,1-Dichloroethylene	10.9		"	10.0		109		0.642	20	
1,1-Dichloropropylene	10.2		"	10.0		102		1.58	19.3	
1,2,3-Trichlorobenzene	9.74		"	10.0		97.4		0.818	21.6	
1,2,3-Trichloropropane	9.76		"	10.0		97.6		2.38	23.9	
1,2,4-Trichlorobenzene	9.18		"	10.0		91.8		0.00	21.7	
1,2,4-Trimethylbenzene	10.5		"	10.0		105		2.08	18.8	
1,2-Dibromo-3-chloropropane	9.36		"	10.0		93.6		4.08	27.7	
1,2-Dibromoethane	10.1		"	10.0		101		1.59	23	
1,2-Dichlorobenzene	9.88		"	10.0		98.8		3.61	19.8	
1,2-Dichloroethane	10.1		"	10.0		101		0.897	20.2	
1,2-Dichloropropane	10.6		"	10.0		106		2.87	20.7	
1,3,5-Trimethylbenzene	10.6		"	10.0		106		1.34	18.9	
1,3-Dichlorobenzene	9.63		"	10.0		96.3		1.68	19.2	
1,3-Dichloropropane	9.94		"	10.0		99.4		1.73	22.1	
1,4-Dichlorobenzene	9.87		"	10.0		98.7		4.24	18.6	
2,2-Dichloropropane	5.10		"	10.0		51.0	Low Bias	7.18	19.8	
2-Chlorotoluene	10.2		"	10.0		102		3.88	21.6	
2-Hexanone	8.75		"	10.0		87.5		6.52	30	
4-Chlorotoluene	9.98		"	10.0		99.8		3.88	19	
Acetone	9.63		"	10.0		96.3		2.74	30	
Benzene	10.5		"	10.0		105		1.82	19	
Bromobenzene	10.2		"	10.0		102		3.30	20.3	
Bromochloromethane	9.31		"	10.0		93.1		2.55	23.9	
Bromodichloromethane	10.9		"	10.0		109		5.18	21	
Bromoform	9.84		"	10.0		98.4		0.102	21.8	
Bromomethane	4.38		"	10.0		43.8	Low Bias	26.5	28.4	
Carbon tetrachloride	10.6		"	10.0		106		0.660	20.1	
Chlorobenzene	10.7		"	10.0		107		2.18	19.9	
Chloroethane	10.0		"	10.0		100		0.695	23.3	
Chloroform	10.2		"	10.0		102		1.58	20.3	
Chloromethane	9.22		"	10.0		92.2		1.40	24.5	
cis-1,2-Dichloroethylene	10.4		"	10.0		104		1.35	20.5	
cis-1,3-Dichloropropylene	9.21		"	10.0		92.1		3.65	19.9	
Dibromochloromethane	10.3		"	10.0		103		2.76	21.3	

Volatile Organic Compounds by EPA SW846-8260B - Quality Control Data

York Analytical Laboratories, Inc.

Analyte	Result	Reporting Limit	Units	Spike Level	Source* Result	%REC Limits	Flag	RPD	RPD Limit	Flag
Batch BI21094 - EPA 5030B										
LCS Dup (BI21094-BSD1)										
Prepared & Analyzed: 09/27/2012										
Dibromomethane	10.2		ug/L	10.0		102 79-130		1.17	22.4	
Dichlorodifluoromethane	8.38		"	10.0		83.8 47.1-101		1.08	23.9	
Ethyl Benzene	10.9		"	10.0		109 80.8-128		2.12	19.2	
Hexachlorobutadiene	9.61		"	10.0		96.1 64.8-128		4.25	20.6	
Isopropylbenzene	11.6		"	10.0		116 75.5-135		3.34	20	
Methyl tert-butyl ether (MTBE)	11.2		"	10.0		112 65.1-140		11.7	23.6	
Methylene chloride	10.3		"	10.0		103 61.3-120		13.3	20.4	
Naphthalene	9.10		"	10.0		91.0 62.3-148		7.81	27.1	
n-Butylbenzene	10.3		"	10.0		103 67.2-123		2.56	19.1	
n-Propylbenzene	10.3		"	10.0		103 70.5-127		2.77	23.4	
o-Xylene	10.4		"	10.0		104 75.9-122		2.92	19.3	
p- & m- Xylenes	22.2		"	20.0		111 77.7-127		3.02	18.6	
p-Isopropyltoluene	10.5		"	10.0		105 75.6-129		2.21	19.1	
sec-Butylbenzene	10.5		"	10.0		105 71.5-125		3.47	18.9	
Styrene	9.94		"	10.0		99.4 77.8-123		7.46	20.9	
tert-Butylbenzene	12.0		"	10.0		120 75.9-151		2.36	20.9	
Tetrachloroethylene	10.1		"	10.0		101 63.6-167		1.20	27.7	
Toluene	11.0		"	10.0		110 77-123		3.78	18.7	
trans-1,2-Dichloroethylene	12.6		"	10.0		126 76.3-139		19.1	19.5	
trans-1,3-Dichloropropylene	8.70		"	10.0		87.0 72.5-137		0.692	19.3	
Trichloroethylene	10.8		"	10.0		108 77.9-130		2.61	20.5	
Trichlorofluoromethane	9.70		"	10.0		97.0 57.4-133		3.54	21.4	
Vinyl Chloride	9.28		"	10.0		92.8 54.9-124		2.66	22.3	
<i>Surrogate: 1,2-Dichloroethane-d4</i>	<i>9.10</i>		<i>"</i>	<i>10.0</i>		<i>91.0 72.6-129</i>				
<i>Surrogate: p-Bromofluorobenzene</i>	<i>9.92</i>		<i>"</i>	<i>10.0</i>		<i>99.2 63.5-145</i>				
<i>Surrogate: Toluene-d8</i>	<i>10.4</i>		<i>"</i>	<i>10.0</i>		<i>104 81.2-127</i>				

YORK

ANALYTICAL LABORATORIES, INC.

Metals by EPA 6000 Series Methods - Quality Control Data

York Analytical Laboratories, Inc.

Analyte	Result	Reporting Limit	Units	Spike Level	Source* Result	%REC	%REC Limits	Flag	RPD	RPD Limit	Flag
Batch BI20938 - EPA 3010A											
Blank (BI20938-BLK1)											
								Prepared & Analyzed: 09/25/2012			
Iron - Dissolved	ND	0.0100	mg/L								
Duplicate (BI20938-DUP1)											
								*Source sample: 12I0690-01 (FRW-1)			
								Prepared & Analyzed: 09/25/2012			
Iron - Dissolved	6.82	0.0100	mg/L		6.98				2.43	20	
Matrix Spike (BI20938-MS1)											
								*Source sample: 12I0690-01 (FRW-1)			
								Prepared & Analyzed: 09/25/2012			
Iron - Dissolved	7.88	0.0100	mg/L	1.00	6.98	89.5	75-125				
Reference (BI20938-SRM1)											
								Prepared & Analyzed: 09/25/2012			
Iron - Dissolved	0.273	0.0100	mg/L	0.274		99.5	86.9-115				

YORK

ANALYTICAL LABORATORIES, INC.

Metals by EPA 200 Series Methods - Quality Control Data

York Analytical Laboratories, Inc.

Analyte	Result	Reporting Limit	Units	Spike Level	Source* Result	%REC	%REC Limits	Flag	RPD	RPD Limit	Flag
Batch BI20938 - EPA 3010A											
Blank (BI20938-BLK1)											
										Prepared & Analyzed: 09/25/2012	
Iron	ND	0.0100	mg/L								
Manganese	ND	0.00500	"								
Duplicate (BI20938-DUP1)											
*Source sample: 12I0690-01 (FRW-1)										Prepared & Analyzed: 09/25/2012	
Iron	11.2	0.0100	mg/L			11.3				0.799	20
Manganese	0.145	0.00500	"			0.146				0.916	20
Matrix Spike (BI20938-MS1)											
*Source sample: 12I0690-01 (FRW-1)										Prepared & Analyzed: 09/25/2012	
Iron	12.0	0.0100	mg/L	1.00		11.3	73.0	75-125	Low Bias		
Manganese	0.682	0.00500	"	0.500		0.146	107	75-125			
Reference (BI20938-SRM1)											
										Prepared & Analyzed: 09/25/2012	
Iron	0.273	0.0100	mg/L		0.274		99.5	86.9-115			
Manganese	0.903	0.00500	"		0.880		103	89.8-111			

Anions by EPA Method 300.0 - Quality Control Data

York Analytical Laboratories, Inc.

Analyte	Result	Reporting Limit	Units	Spike Level	Source* Result	%REC	%REC Limits	Flag	RPD	RPD Limit	Flag
Batch BI20849 - EPA 300											
Blank (BI20849-BLK1)											
										Prepared & Analyzed: 09/20/2012	
Nitrate as N	ND	0.0500	mg/L								
Sulfate	ND	1.00	"								
LCS (BI20849-BS1)											
										Prepared & Analyzed: 09/20/2012	
Nitrate as N	9.59	0.0500	mg/L	10.0		95.9	90-110				
Sulfate	10.4	1.00	"	10.0		104	85-115				
Reference (BI20849-SRM1)											
										Prepared & Analyzed: 09/20/2012	
Nitrate as N	12.6		mg/L	12.7		99.4	90-110				
Sulfate	19.1		"	18.5		103	90-110				

Wet Chemistry Parameters - Quality Control Data

York Analytical Laboratories, Inc.

Analyte	Result	Reporting Limit	Units	Spike Level	Source* Result	%REC Limits	Flag	RPD	RPD Limit	Flag
Batch BI20854 - Analysis Preparation										
Blank (BI20854-BLK1)							Prepared & Analyzed: 09/25/2012			
Chemical Oxygen Demand (COD)	ND	10	mg/L							
LCS (BI20854-BS1)							Prepared & Analyzed: 09/25/2012			
Chemical Oxygen Demand (COD)	99	10	mg/L	100		99.0	79-128			
Duplicate (BI20854-DUP1) *Source sample: 12I0690-01 (FRW-1)							Prepared & Analyzed: 09/25/2012			
Chemical Oxygen Demand (COD)	33	10	mg/L		33			0.00	20	
Matrix Spike (BI20854-MS1) *Source sample: 12I0690-01 (FRW-1)							Prepared & Analyzed: 09/25/2012			
Chemical Oxygen Demand (COD)	130	10	mg/L	100	33	101	73.3-123			
Batch BI20995 - Analysis Preparation										
Blank (BI20995-BLK1)							Prepared & Analyzed: 09/26/2012			
Total Organic Carbon (TOC)	ND	1.00	mg/L							
LCS (BI20995-BS1)							Prepared & Analyzed: 09/26/2012			
Total Organic Carbon (TOC)	49.8		mg/L	49.0		102	79.5-125.1			
Duplicate (BI20995-DUP1) *Source sample: 12I0690-01 (FRW-1)							Prepared & Analyzed: 09/26/2012			
Total Organic Carbon (TOC)	3.19	1.00	mg/L		3.14			1.45	20	
Matrix Spike (BI20995-MS1) *Source sample: 12I0690-01 (FRW-1)							Prepared & Analyzed: 09/26/2012			
Total Organic Carbon (TOC)	24.9		mg/L	20.0	3.14	109	70-130			

Notes and Definitions

- QL-02 This LCS analyte is outside Laboratory Recovery limits due the analyte behavior using the referenced method. The reference method has certain limitations with respect to analytes of this nature.
- J Detected below the Reporting Limit but greater than or equal to the Method Detection Limit (MDL); therefore, the result is an estimated concentration.
- B Analyte is found in the associated analysis batch blank. For volatiles, methylene chloride and acetone are common lab contaminants. Data users should consider anything <10x the blank value as artifact.
-
- ND Analyte NOT DETECTED at the stated Reporting Limit (RL) or above.
- RL REPORTING LIMIT - the minimum reportable value based upon the lowest point in the analyte calibration curve.
- MDL METHOD DETECTION LIMIT - the minimum concentration that can be measured and reported with a 99% confidence that the concentration is greater than zero. If requested or required, a value reported below the RL and above the MDL is considered estimated and is noted with a "J" flag.
- NR Not reported
- RPD Relative Percent Difference
- Wet The data has been reported on an as-received (wet weight) basis
- Low Bias Low Bias flag indicates that the recovery of the flagged analyte is below the laboratory or regulatory lower control limit. The data user should take note that this analyte may be biased low but should evaluate multiple lines of evidence including the LCS and site-specific MS/MSD data to draw bias conclusions. In cases where no site-specific MS/MSD was requested, only the LCS data can be used to evaluate such bias.
- High Bias High Bias flag indicates that the recovery of the flagged analyte is above the laboratory or regulatory upper control limit. The data user should take note that this analyte may be biased high but should evaluate multiple lines of evidence including the LCS and site-specific MS/MSD data to draw bias conclusions. In cases where no site-specific MS/MSD was requested, only the LCS data can be used to evaluate such bias.
- Non-Dir. Non-dir. flag (Non-Directional Bias) indicates that the Relative Percent Difference (RPD) (a measure of precision) among the MS and MSD data is outside the laboratory or regulatory control limit. This alerts the data user where the MS and MSD are from site-specific samples that the RPD is high due to either non-homogeneous distribution of target analyte between the MS/MSD or indicates poor reproducibility for other reasons.

If EPA SW-846 method 8270 is included herein it is noted that the target compound N-nitrosodiphenylamine (NDPA) decomposes in the gas chromatographic inlet and cannot be separated from diphenylamine (DPA). These results could actually represent 100% DPA, 100% NDPA or some combination of the two. For this reason, York reports the combined result for n-nitrosodiphenylamine and diphenylamine for either of these compounds as a combined concentration as Diphenylamine.

Field Chain-of-Custody Record

NOTE: York's Std. Terms & Conditions are listed on the back side of this document. This document serves as your written authorization to York to proceed with the analyses requested and your signature binds you to York's Std. Terms & Conditions unless superseded by written contract.

York Project No. 12I0690

YOUR Information		Report to:		Invoice To:		Your Project ID		Turn-Around Time		Report/Deliverable Type	
Company: <u>L.B.G. Inc.</u>	<input checked="" type="checkbox"/> SAME	Name: _____	<input checked="" type="checkbox"/> SAME	Volatiles	Metals	Misc. Org.	Full Lists	RUSH-Same Day	Summary Report	X, pdf	
Address: <u>4 Research Drive, Suite 301</u>		Company: _____		TICS	PCB/Herb	RCRA8	Pri.Poll.	RUSH-Next Day	QA Report	X, pdf	
Phone.: <u>203-929-8555</u>		Address: _____		8270 full	8082 PCB	TPH GRO	TCL Ogrs	RUSH-Two Day	CT RCP		
Contact: <u>Tunde Komuves-Sandor</u>		E-mail: _____		624	STARS list	TPH DRO	TAL	RUSH-Three Day	CT RCP DQA/DUE Pkg		
E-mail: <u>tsandor@lbgd.com</u>				STARS list	BN Only	CT ETPh	TAL-MetCN	RUSH-Four Day	NY ASP A Package		
				BTEX	Acids Only	NY 310-13	Full TCLP		NY ASP B Package	X, pdf	
				MTBE	PAH list	TPH 1664	Full App IX		NUDEP Reduced Deliv		
				TCL list	TAGM list	NI DEP list	Part 360-Residue		Excel	X	
				TAGM list	CT RCP list	Air TO14A	Part 360-Baseline		NYSDEC Equis		
				TCL RCP list	NI DEP list	Air STARS	Part 360-Residue		NUDEP SRP HazSite		
				524.2	App. IX	Air VPH	Part 360-Residue		Equis		
				Arom. only	App. IX	Air TICs	NYCDEP Sites		GIS/KEY (std)		
				Halog. only	TCLP BNA	Methane	NYSDEC Sites		YORK Regulatory Comp Excel		
				App. IX list	SP or TCLP	Helium	TAGM		compared to:		
				8021B list	SP or TCLP				OTHER:		
				Matrix Codes							
				S - soil							
				Other - specify (oil, ec)							
				WW - wastewater							
				GW - groundwater							
				DW - drinking water							
				Air-A - ambient air							
				Air-SV - soil vapor							
				Print Clearly and Legibly. All Information must be complete. Samples will NOT be logged in and the turn-around time clock will not begin until any questions by York are resolved.							
				Samples Collected/Authorized By (Signature) <i>[Signature]</i>							
				Name (printed) <u>EVAN FOSTER</u>							
Sample Identification	Date/Time Sampled	Matrix	Analysis Requested (List above includes common analysis)		Container Description						
FRW-1	9/19/12 8:45	GW	VOCs 8260; Nitrates; Sulfates; Manganese; COD; TOC; Total & dissolved Fe		Each Sample; 2-40 ml VOA						
FRW-2	9/19/12 10:21	GW	VOCs 8260; Nitrates; Sulfates; Manganese; COD; TOC; Total & dissolved Fe		HCl pres; 2-250 ml plastic, 1-250 ml plastic HNO ₃ pres; 1 plastic H ₂ SO ₄ pres						
FRW-3	9/19/12 11:52	GW	VOCs 8260; Nitrates; Sulfates; Manganese; COD; TOC; Total & dissolved Fe								
FRW-4	9/19/12 13:04	GW	VOCs 8260; Nitrates; Sulfates; Manganese; COD; TOC; Total & dissolved Fe								
Mix 98-05A	9/19/12 11:03	GW	VOCs 8260; Nitrates; Sulfates; Manganese; COD; TOC; Total & dissolved Fe								
Preservation (check all applicable): <input checked="" type="checkbox"/> Frozen <input checked="" type="checkbox"/> HCl <input checked="" type="checkbox"/> MeOH <input checked="" type="checkbox"/> H ₂ O <input checked="" type="checkbox"/> NaOH <input type="checkbox"/> ZnAc <input type="checkbox"/> Ascorbic Acid <input type="checkbox"/> Other											
Special Instructions: <input type="checkbox"/> Field Filtered <input checked="" type="checkbox"/> Lab to Filter											
Comments: <u>Lab filter for dissolved Fe.</u>											
Samples Relinquished By <u>[Signature]</u>		Date/Time <u>9/19/12</u>		Temperature on Receipt <u>4.6 °C</u>							
Samples Relinquished By <u>[Signature]</u>		Date/Time <u>9/20/12-1520</u>		Date/Time <u>9/19/12</u>							
Samples Relinquished By <u>[Signature]</u>		Date/Time <u>9/20/12-1520</u>		Date/Time <u>9/20-12 8:50</u>							

YORK

ANALYTICAL LABORATORIES, INC.

Technical Report

prepared for:

Leggette Brashears & Graham Shelton Office

4 Research Drive, Suite 301

Shelton CT, 06484

Attention: Tunde Sandor

Report Date: 10/01/2012

Client Project ID: Rowe Industries

York Project (SDG) No.: 12I0749

CT License No. PH-0723

New Jersey License No. CT-005



New York License No. 10854

PA License No. 68-04440

Report Date: 10/01/2012
Client Project ID: Rowe Industries
York Project (SDG) No.: 12I0749

Leggette Brashears & Graham Shelton Office
4 Research Drive, Suite 301
Shelton CT, 06484
Attention: Tunde Sandor

Purpose and Results

This report contains the analytical data for the sample(s) identified on the attached chain-of-custody received in our laboratory on September 21, 2012 and listed below. The project was identified as your project: **Rowe Industries**.

The analyses were conducted utilizing appropriate EPA, Standard Methods, and ASTM methods as detailed in the data summary tables.

All samples were received in proper condition meeting the customary acceptance requirements for environmental samples except those indicated under the Notes section of this report.

All analyses met the method and laboratory standard operating procedure requirements except as indicated by any data flags, the meaning of which are explained in the attachment to this report, and case narrative if applicable.

The results of the analyses, which are all reported on dry weight basis (soils) unless otherwise noted, are detailed in the following pages.

Please contact Client Services at 203.325.1371 with any questions regarding this report.

<u>York Sample ID</u>	<u>Client Sample ID</u>	<u>Matrix</u>	<u>Date Collected</u>	<u>Date Received</u>
12I0749-01	GWQ091812:1130NP1-1-2	Water	09/18/2012	09/21/2012
12I0749-02	GWQ092012:942NP1-1-3	Water	09/20/2012	09/21/2012
12I0749-03	GWQ091812:1210NP1-1-4	Water	09/18/2012	09/21/2012
12I0749-04	GWQ092012:1741NP1-1-5	Water	09/20/2012	09/21/2012
12I0749-05	GWQ091812:1145NP1-1-6	Water	09/18/2012	09/21/2012
12I0749-06	GWQ091812:1155NP1-1-7	Water	09/18/2012	09/21/2012
12I0749-07	GWQ092012:1431NP1-1-8	Water	09/20/2012	09/21/2012
12I0749-08	GWQ091912:1618NP1-1-9	Water	09/19/2012	09/21/2012
12I0749-09	GWQ092012:1100NP1-1-1	Water	09/20/2012	09/21/2012

General Notes for York Project (SDG) No.: 12I0749

1. The RLs and MDLs (Reporting Limit and Method Detection Limit respectively) reported are adjusted for any dilution necessary due to the levels of target and/or non-target analytes and matrix interference. The RL(REPORTING LIMIT) is based upon the lowest standard utilized for the calibration where applicable.
2. Samples are retained for a period of thirty days after submittal of report, unless other arrangements are made.
3. York's liability for the above data is limited to the dollar value paid to York for the referenced project.
4. This report shall not be reproduced without the written approval of York Analytical Laboratories, Inc.
5. All samples were received in proper condition for analysis with proper documentation, unless otherwise noted.
6. All analyses conducted met method or Laboratory SOP requirements. See the Qualifiers and/or Narrative sections for further information.
7. It is noted that no analyses reported herein were subcontracted to another laboratory, unless noted in the report.
8. This report reflects results that relate only to the samples submitted on the attached chain-of-custody form(s) received by York.

Approved By:



Date: 10/01/2012

Robert Q. Bradley
Executive Vice President / Laboratory Director

YORK

Sample Information

Client Sample ID: GWQ091812:1130NP1-1-2

York Sample ID: 1210749-01

York Project (SDG) No.
1210749

Client Project ID
Rowe Industries

Matrix
Water

Collection Date/Time
September 18, 2012 11:30 am

Date Received
09/21/2012

Volatile Organics, 8260 List - Low Level

Log-in Notes:

Sample Notes:

Sample Prepared by Method: EPA 5030B

CAS No.	Parameter	Result	Flag	Units	MDL	RL	Dilution	Reference Method	Date/Time Prepared	Date/Time Analyzed	Analyst
630-20-6	1,1,1,2-Tetrachloroethane	ND		ug/L	0.071	0.50	1	EPA SW846-8260B	09/28/2012 11:53	09/28/2012 23:59	SS
71-55-6	1,1,1-Trichloroethane	0.25	J	ug/L	0.024	0.50	1	EPA SW846-8260B	09/28/2012 11:53	09/28/2012 23:59	SS
79-34-5	1,1,2,2-Tetrachloroethane	ND		ug/L	0.17	0.50	1	EPA SW846-8260B	09/28/2012 11:53	09/28/2012 23:59	SS
76-13-1	1,2-Trichloro-1,2,2-trifluoroethane (Freon 113)	ND		ug/L	0.074	0.50	1	EPA SW846-8260B	09/28/2012 11:53	09/28/2012 23:59	SS
79-00-5	1,1,2-Trichloroethane	ND		ug/L	0.070	0.50	1	EPA SW846-8260B	09/28/2012 11:53	09/28/2012 23:59	SS
75-34-3	1,1-Dichloroethane	ND		ug/L	0.044	0.50	1	EPA SW846-8260B	09/28/2012 11:53	09/28/2012 23:59	SS
75-35-4	1,1-Dichloroethylene	ND		ug/L	0.044	0.50	1	EPA SW846-8260B	09/28/2012 11:53	09/28/2012 23:59	SS
563-58-6	1,1-Dichloropropylene	ND		ug/L	0.11	0.50	1	EPA SW846-8260B	09/28/2012 11:53	09/28/2012 23:59	SS
87-61-6	1,2,3-Trichlorobenzene	ND		ug/L	0.12	2.0	1	EPA SW846-8260B	09/28/2012 11:53	09/28/2012 23:59	SS
96-18-4	1,2,3-Trichloropropane	ND		ug/L	0.17	0.50	1	EPA SW846-8260B	09/28/2012 11:53	09/28/2012 23:59	SS
120-82-1	1,2,4-Trichlorobenzene	ND		ug/L	0.11	2.0	1	EPA SW846-8260B	09/28/2012 11:53	09/28/2012 23:59	SS
95-63-6	1,2,4-Trimethylbenzene	ND		ug/L	0.068	0.50	1	EPA SW846-8260B	09/28/2012 11:53	09/28/2012 23:59	SS
96-12-8	1,2-Dibromo-3-chloropropane	ND		ug/L	0.46	2.0	1	EPA SW846-8260B	09/28/2012 11:53	09/28/2012 23:59	SS
106-93-4	1,2-Dibromoethane	ND		ug/L	0.15	0.50	1	EPA SW846-8260B	09/28/2012 11:53	09/28/2012 23:59	SS
95-50-1	1,2-Dichlorobenzene	ND		ug/L	0.071	0.50	1	EPA SW846-8260B	09/28/2012 11:53	09/28/2012 23:59	SS
107-06-2	1,2-Dichloroethane	ND		ug/L	0.12	0.50	1	EPA SW846-8260B	09/28/2012 11:53	09/28/2012 23:59	SS
78-87-5	1,2-Dichloropropane	ND		ug/L	0.051	0.50	1	EPA SW846-8260B	09/28/2012 11:53	09/28/2012 23:59	SS
108-67-8	1,3,5-Trimethylbenzene	ND		ug/L	0.059	0.50	1	EPA SW846-8260B	09/28/2012 11:53	09/28/2012 23:59	SS
541-73-1	1,3-Dichlorobenzene	ND		ug/L	0.048	0.50	1	EPA SW846-8260B	09/28/2012 11:53	09/28/2012 23:59	SS
142-28-9	1,3-Dichloropropane	ND		ug/L	0.12	0.50	1	EPA SW846-8260B	09/28/2012 11:53	09/28/2012 23:59	SS
106-46-7	1,4-Dichlorobenzene	ND		ug/L	0.048	0.50	1	EPA SW846-8260B	09/28/2012 11:53	09/28/2012 23:59	SS
594-20-7	2,2-Dichloropropane	ND		ug/L	0.096	0.50	1	EPA SW846-8260B	09/28/2012 11:53	09/28/2012 23:59	SS
95-49-8	2-Chlorotoluene	ND		ug/L	0.084	0.50	1	EPA SW846-8260B	09/28/2012 11:53	09/28/2012 23:59	SS
591-78-6	2-Hexanone	ND		ug/L	0.24	0.50	1	EPA SW846-8260B	09/28/2012 11:53	09/28/2012 23:59	SS
106-43-4	4-Chlorotoluene	ND		ug/L	0.072	0.50	1	EPA SW846-8260B	09/28/2012 11:53	09/28/2012 23:59	SS
67-64-1	Acetone	ND		ug/L	0.90	2.0	1	EPA SW846-8260B	09/28/2012 11:53	09/28/2012 23:59	SS
71-43-2	Benzene	ND		ug/L	0.044	0.50	1	EPA SW846-8260B	09/28/2012 11:53	09/28/2012 23:59	SS
108-86-1	Bromobenzene	ND		ug/L	0.081	0.50	1	EPA SW846-8260B	09/28/2012 11:53	09/28/2012 23:59	SS
74-97-5	Bromochloromethane	ND		ug/L	0.10	0.50	1	EPA SW846-8260B	09/28/2012 11:53	09/28/2012 23:59	SS
75-27-4	Bromodichloromethane	ND		ug/L	0.054	0.50	1	EPA SW846-8260B	09/28/2012 11:53	09/28/2012 23:59	SS
75-25-2	Bromoform	ND		ug/L	0.079	0.50	1	EPA SW846-8260B	09/28/2012 11:53	09/28/2012 23:59	SS
74-83-9	Bromomethane	ND		ug/L	0.20	0.50	1	EPA SW846-8260B	09/28/2012 11:53	09/28/2012 23:59	SS
56-23-5	Carbon tetrachloride	ND		ug/L	0.085	0.50	1	EPA SW846-8260B	09/28/2012 11:53	09/28/2012 23:59	SS

Sample Information

Client Sample ID: GWQ091812:1130NP1-1-2

York Sample ID: 1210749-01

York Project (SDG) No.
1210749

Client Project ID
Rowe Industries

Matrix
Water

Collection Date/Time
September 18, 2012 11:30 am

Date Received
09/21/2012

Volatile Organics, 8260 List - Low Level

Log-in Notes:

Sample Notes:

Sample Prepared by Method: EPA 5030B

CAS No.	Parameter	Result	Flag	Units	MDL	RL	Dilution	Reference Method	Date/Time Prepared	Date/Time Analyzed	Analyst
108-90-7	Chlorobenzene	ND		ug/L	0.063	0.50	1	EPA SW846-8260B	09/28/2012 11:53	09/28/2012 23:59	SS
75-00-3	Chloroethane	ND		ug/L	0.090	0.50	1	EPA SW846-8260B	09/28/2012 11:53	09/28/2012 23:59	SS
67-66-3	Chloroform	0.10	J	ug/L	0.079	0.50	1	EPA SW846-8260B	09/28/2012 11:53	09/28/2012 23:59	SS
74-87-3	Chloromethane	ND		ug/L	0.076	0.50	1	EPA SW846-8260B	09/28/2012 11:53	09/28/2012 23:59	SS
156-59-2	cis-1,2-Dichloroethylene	ND		ug/L	0.069	0.50	1	EPA SW846-8260B	09/28/2012 11:53	09/28/2012 23:59	SS
10061-01-5	cis-1,3-Dichloropropylene	ND		ug/L	0.067	0.50	1	EPA SW846-8260B	09/28/2012 11:53	09/28/2012 23:59	SS
124-48-1	Dibromochloromethane	ND		ug/L	0.053	0.50	1	EPA SW846-8260B	09/28/2012 11:53	09/28/2012 23:59	SS
74-95-3	Dibromomethane	ND		ug/L	0.12	0.50	1	EPA SW846-8260B	09/28/2012 11:53	09/28/2012 23:59	SS
75-71-8	Dichlorodifluoromethane	ND		ug/L	0.092	0.50	1	EPA SW846-8260B	09/28/2012 11:53	09/28/2012 23:59	SS
100-41-4	Ethyl Benzene	ND		ug/L	0.057	0.50	1	EPA SW846-8260B	09/28/2012 11:53	09/28/2012 23:59	SS
87-68-3	Hexachlorobutadiene	ND		ug/L	0.12	0.50	1	EPA SW846-8260B	09/28/2012 11:53	09/28/2012 23:59	SS
98-82-8	Isopropylbenzene	ND		ug/L	0.056	0.50	1	EPA SW846-8260B	09/28/2012 11:53	09/28/2012 23:59	SS
1634-04-4	Methyl tert-butyl ether (MTBE)	ND		ug/L	0.48	0.50	1	EPA SW846-8260B	09/28/2012 11:53	09/28/2012 23:59	SS
75-09-2	Methylene chloride	1.3	J, B	ug/L	0.26	2.0	1	EPA SW846-8260B	09/28/2012 11:53	09/28/2012 23:59	SS
91-20-3	Naphthalene	0.13	J, B	ug/L	0.090	2.0	1	EPA SW846-8260B	09/28/2012 11:53	09/28/2012 23:59	SS
104-51-8	n-Butylbenzene	ND		ug/L	0.083	0.50	1	EPA SW846-8260B	09/28/2012 11:53	09/28/2012 23:59	SS
103-65-1	n-Propylbenzene	ND		ug/L	0.068	0.50	1	EPA SW846-8260B	09/28/2012 11:53	09/28/2012 23:59	SS
95-47-6	o-Xylene	ND		ug/L	0.050	0.50	1	EPA SW846-8260B	09/28/2012 11:53	09/28/2012 23:59	SS
1330-20-7P/M	p- & m- Xylenes	ND		ug/L	0.090	1.0	1	EPA SW846-8260B	09/28/2012 11:53	09/28/2012 23:59	SS
99-87-6	p-Isopropyltoluene	ND		ug/L	0.044	0.50	1	EPA SW846-8260B	09/28/2012 11:53	09/28/2012 23:59	SS
135-98-8	sec-Butylbenzene	ND		ug/L	0.050	0.50	1	EPA SW846-8260B	09/28/2012 11:53	09/28/2012 23:59	SS
100-42-5	Styrene	ND		ug/L	0.043	0.50	1	EPA SW846-8260B	09/28/2012 11:53	09/28/2012 23:59	SS
98-06-6	tert-Butylbenzene	ND		ug/L	0.050	0.50	1	EPA SW846-8260B	09/28/2012 11:53	09/28/2012 23:59	SS
127-18-4	Tetrachloroethylene	0.52		ug/L	0.070	0.50	1	EPA SW846-8260B	09/28/2012 11:53	09/28/2012 23:59	SS
108-88-3	Toluene	ND		ug/L	0.042	0.50	1	EPA SW846-8260B	09/28/2012 11:53	09/28/2012 23:59	SS
156-60-5	trans-1,2-Dichloroethylene	ND		ug/L	0.085	0.50	1	EPA SW846-8260B	09/28/2012 11:53	09/28/2012 23:59	SS
10061-02-6	trans-1,3-Dichloropropylene	ND		ug/L	0.060	0.50	1	EPA SW846-8260B	09/28/2012 11:53	09/28/2012 23:59	SS
79-01-6	Trichloroethylene	0.25	J	ug/L	0.071	0.50	1	EPA SW846-8260B	09/28/2012 11:53	09/28/2012 23:59	SS
75-69-4	Trichlorofluoromethane	ND		ug/L	0.094	0.50	1	EPA SW846-8260B	09/28/2012 11:53	09/28/2012 23:59	SS
75-01-4	Vinyl Chloride	ND		ug/L	0.062	0.50	1	EPA SW846-8260B	09/28/2012 11:53	09/28/2012 23:59	SS
1330-20-7	Xylenes, Total	ND		ug/L	0.12	1.5	1	EPA SW846-8260B	09/28/2012 11:53	09/28/2012 23:59	SS
Surrogate Recoveries		Result	Acceptance Range								
17060-07-0	Surrogate: 1,2-Dichloroethane-d4	102 %	72.6-129								
460-00-4	Surrogate: p-Bromofluorobenzene	93.7 %	63.5-145								
2037-26-5	Surrogate: Toluene-d8	101 %	81.2-127								

Sample Information

Client Sample ID: GWQ091812:1130NP1-1-2

York Sample ID: 1210749-01

<u>York Project (SDG) No.</u> 1210749	<u>Client Project ID</u> Rowe Industries	<u>Matrix</u> Water	<u>Collection Date/Time</u> September 18, 2012 11:30 am	<u>Date Received</u> 09/21/2012
------------------------------------------	---------------------------------------------	------------------------	------------------------------------------------------------	------------------------------------

Sample Information

Client Sample ID: GWQ092012:942NP1-1-3

York Sample ID: 1210749-02

<u>York Project (SDG) No.</u> 1210749	<u>Client Project ID</u> Rowe Industries	<u>Matrix</u> Water	<u>Collection Date/Time</u> September 20, 2012 9:42 am	<u>Date Received</u> 09/21/2012
------------------------------------------	---------------------------------------------	------------------------	-----------------------------------------------------------	------------------------------------

Volatile Organics, 8260 List - Low Level

Log-in Notes:

Sample Notes:

Sample Prepared by Method: EPA 5030B

CAS No.	Parameter	Result	Flag	Units	MDL	RL	Dilution	Reference Method	Date/Time Prepared	Date/Time Analyzed	Analyst
630-20-6	1,1,1,2-Tetrachloroethane	ND		ug/L	0.071	0.50	1	EPA SW846-8260B	09/28/2012 11:53	09/29/2012 00:33	SS
71-55-6	1,1,1-Trichloroethane	ND		ug/L	0.024	0.50	1	EPA SW846-8260B	09/28/2012 11:53	09/29/2012 00:33	SS
79-34-5	1,1,2,2-Tetrachloroethane	ND		ug/L	0.17	0.50	1	EPA SW846-8260B	09/28/2012 11:53	09/29/2012 00:33	SS
76-13-1	1,2-Trichloro-1,2,2-trifluoroethane (Freon 113)	ND		ug/L	0.074	0.50	1	EPA SW846-8260B	09/28/2012 11:53	09/29/2012 00:33	SS
79-00-5	1,1,2-Trichloroethane	ND		ug/L	0.070	0.50	1	EPA SW846-8260B	09/28/2012 11:53	09/29/2012 00:33	SS
75-34-3	1,1-Dichloroethane	ND		ug/L	0.044	0.50	1	EPA SW846-8260B	09/28/2012 11:53	09/29/2012 00:33	SS
75-35-4	1,1-Dichloroethylene	ND		ug/L	0.044	0.50	1	EPA SW846-8260B	09/28/2012 11:53	09/29/2012 00:33	SS
563-58-6	1,1-Dichloropropylene	ND		ug/L	0.11	0.50	1	EPA SW846-8260B	09/28/2012 11:53	09/29/2012 00:33	SS
87-61-6	1,2,3-Trichlorobenzene	ND		ug/L	0.12	2.0	1	EPA SW846-8260B	09/28/2012 11:53	09/29/2012 00:33	SS
96-18-4	1,2,3-Trichloropropane	ND		ug/L	0.17	0.50	1	EPA SW846-8260B	09/28/2012 11:53	09/29/2012 00:33	SS
120-82-1	1,2,4-Trichlorobenzene	ND		ug/L	0.11	2.0	1	EPA SW846-8260B	09/28/2012 11:53	09/29/2012 00:33	SS
95-63-6	1,2,4-Trimethylbenzene	ND		ug/L	0.068	0.50	1	EPA SW846-8260B	09/28/2012 11:53	09/29/2012 00:33	SS
96-12-8	1,2-Dibromo-3-chloropropane	ND		ug/L	0.46	2.0	1	EPA SW846-8260B	09/28/2012 11:53	09/29/2012 00:33	SS
106-93-4	1,2-Dibromoethane	ND		ug/L	0.15	0.50	1	EPA SW846-8260B	09/28/2012 11:53	09/29/2012 00:33	SS
95-50-1	1,2-Dichlorobenzene	ND		ug/L	0.071	0.50	1	EPA SW846-8260B	09/28/2012 11:53	09/29/2012 00:33	SS
107-06-2	1,2-Dichloroethane	ND		ug/L	0.12	0.50	1	EPA SW846-8260B	09/28/2012 11:53	09/29/2012 00:33	SS
78-87-5	1,2-Dichloropropane	ND		ug/L	0.051	0.50	1	EPA SW846-8260B	09/28/2012 11:53	09/29/2012 00:33	SS
108-67-8	1,3,5-Trimethylbenzene	ND		ug/L	0.059	0.50	1	EPA SW846-8260B	09/28/2012 11:53	09/29/2012 00:33	SS
541-73-1	1,3-Dichlorobenzene	ND		ug/L	0.048	0.50	1	EPA SW846-8260B	09/28/2012 11:53	09/29/2012 00:33	SS
142-28-9	1,3-Dichloropropane	ND		ug/L	0.12	0.50	1	EPA SW846-8260B	09/28/2012 11:53	09/29/2012 00:33	SS
106-46-7	1,4-Dichlorobenzene	ND		ug/L	0.048	0.50	1	EPA SW846-8260B	09/28/2012 11:53	09/29/2012 00:33	SS
594-20-7	2,2-Dichloropropane	ND		ug/L	0.096	0.50	1	EPA SW846-8260B	09/28/2012 11:53	09/29/2012 00:33	SS
95-49-8	2-Chlorotoluene	ND		ug/L	0.084	0.50	1	EPA SW846-8260B	09/28/2012 11:53	09/29/2012 00:33	SS
591-78-6	2-Hexanone	ND		ug/L	0.24	0.50	1	EPA SW846-8260B	09/28/2012 11:53	09/29/2012 00:33	SS
106-43-4	4-Chlorotoluene	ND		ug/L	0.072	0.50	1	EPA SW846-8260B	09/28/2012 11:53	09/29/2012 00:33	SS
67-64-1	Acetone	ND		ug/L	0.90	2.0	1	EPA SW846-8260B	09/28/2012 11:53	09/29/2012 00:33	SS
71-43-2	Benzene	ND		ug/L	0.044	0.50	1	EPA SW846-8260B	09/28/2012 11:53	09/29/2012 00:33	SS
108-86-1	Bromobenzene	ND		ug/L	0.081	0.50	1	EPA SW846-8260B	09/28/2012 11:53	09/29/2012 00:33	SS

Sample Information

Client Sample ID: GWQ092012:942NP1-1-3

York Sample ID: 1210749-02

York Project (SDG) No.
1210749

Client Project ID
Rowe Industries

Matrix
Water

Collection Date/Time
September 20, 2012 9:42 am

Date Received
09/21/2012

Volatile Organics, 8260 List - Low Level

Log-in Notes:

Sample Notes:

Sample Prepared by Method: EPA 5030B

CAS No.	Parameter	Result	Flag	Units	MDL	RL	Dilution	Reference Method	Date/Time Prepared	Date/Time Analyzed	Analyst
74-97-5	Bromochloromethane	ND		ug/L	0.10	0.50	1	EPA SW846-8260B	09/28/2012 11:53	09/29/2012 00:33	SS
75-27-4	Bromodichloromethane	ND		ug/L	0.054	0.50	1	EPA SW846-8260B	09/28/2012 11:53	09/29/2012 00:33	SS
75-25-2	Bromoform	ND		ug/L	0.079	0.50	1	EPA SW846-8260B	09/28/2012 11:53	09/29/2012 00:33	SS
74-83-9	Bromomethane	ND		ug/L	0.20	0.50	1	EPA SW846-8260B	09/28/2012 11:53	09/29/2012 00:33	SS
56-23-5	Carbon tetrachloride	ND		ug/L	0.085	0.50	1	EPA SW846-8260B	09/28/2012 11:53	09/29/2012 00:33	SS
108-90-7	Chlorobenzene	ND		ug/L	0.063	0.50	1	EPA SW846-8260B	09/28/2012 11:53	09/29/2012 00:33	SS
75-00-3	Chloroethane	ND		ug/L	0.090	0.50	1	EPA SW846-8260B	09/28/2012 11:53	09/29/2012 00:33	SS
67-66-3	Chloroform	ND		ug/L	0.079	0.50	1	EPA SW846-8260B	09/28/2012 11:53	09/29/2012 00:33	SS
74-87-3	Chloromethane	ND		ug/L	0.076	0.50	1	EPA SW846-8260B	09/28/2012 11:53	09/29/2012 00:33	SS
156-59-2	cis-1,2-Dichloroethylene	ND		ug/L	0.069	0.50	1	EPA SW846-8260B	09/28/2012 11:53	09/29/2012 00:33	SS
10061-01-5	cis-1,3-Dichloropropylene	ND		ug/L	0.067	0.50	1	EPA SW846-8260B	09/28/2012 11:53	09/29/2012 00:33	SS
124-48-1	Dibromochloromethane	ND		ug/L	0.053	0.50	1	EPA SW846-8260B	09/28/2012 11:53	09/29/2012 00:33	SS
74-95-3	Dibromomethane	ND		ug/L	0.12	0.50	1	EPA SW846-8260B	09/28/2012 11:53	09/29/2012 00:33	SS
75-71-8	Dichlorodifluoromethane	ND		ug/L	0.092	0.50	1	EPA SW846-8260B	09/28/2012 11:53	09/29/2012 00:33	SS
100-41-4	Ethyl Benzene	ND		ug/L	0.057	0.50	1	EPA SW846-8260B	09/28/2012 11:53	09/29/2012 00:33	SS
87-68-3	Hexachlorobutadiene	ND		ug/L	0.12	0.50	1	EPA SW846-8260B	09/28/2012 11:53	09/29/2012 00:33	SS
98-82-8	Isopropylbenzene	ND		ug/L	0.056	0.50	1	EPA SW846-8260B	09/28/2012 11:53	09/29/2012 00:33	SS
1634-04-4	Methyl tert-butyl ether (MTBE)	ND		ug/L	0.48	0.50	1	EPA SW846-8260B	09/28/2012 11:53	09/29/2012 00:33	SS
75-09-2	Methylene chloride	1.4	J, B	ug/L	0.26	2.0	1	EPA SW846-8260B	09/28/2012 11:53	09/29/2012 00:33	SS
91-20-3	Naphthalene	0.12	J, B	ug/L	0.090	2.0	1	EPA SW846-8260B	09/28/2012 11:53	09/29/2012 00:33	SS
104-51-8	n-Butylbenzene	ND		ug/L	0.083	0.50	1	EPA SW846-8260B	09/28/2012 11:53	09/29/2012 00:33	SS
103-65-1	n-Propylbenzene	ND		ug/L	0.068	0.50	1	EPA SW846-8260B	09/28/2012 11:53	09/29/2012 00:33	SS
95-47-6	o-Xylene	ND		ug/L	0.050	0.50	1	EPA SW846-8260B	09/28/2012 11:53	09/29/2012 00:33	SS
1330-20-7P/M	p- & m- Xylenes	ND		ug/L	0.090	1.0	1	EPA SW846-8260B	09/28/2012 11:53	09/29/2012 00:33	SS
99-87-6	p-Isopropyltoluene	ND		ug/L	0.044	0.50	1	EPA SW846-8260B	09/28/2012 11:53	09/29/2012 00:33	SS
135-98-8	sec-Butylbenzene	ND		ug/L	0.050	0.50	1	EPA SW846-8260B	09/28/2012 11:53	09/29/2012 00:33	SS
100-42-5	Styrene	ND		ug/L	0.043	0.50	1	EPA SW846-8260B	09/28/2012 11:53	09/29/2012 00:33	SS
98-06-6	tert-Butylbenzene	ND		ug/L	0.050	0.50	1	EPA SW846-8260B	09/28/2012 11:53	09/29/2012 00:33	SS
127-18-4	Tetrachloroethylene	ND		ug/L	0.070	0.50	1	EPA SW846-8260B	09/28/2012 11:53	09/29/2012 00:33	SS
108-88-3	Toluene	ND		ug/L	0.042	0.50	1	EPA SW846-8260B	09/28/2012 11:53	09/29/2012 00:33	SS
156-60-5	trans-1,2-Dichloroethylene	ND		ug/L	0.085	0.50	1	EPA SW846-8260B	09/28/2012 11:53	09/29/2012 00:33	SS
10061-02-6	trans-1,3-Dichloropropylene	ND		ug/L	0.060	0.50	1	EPA SW846-8260B	09/28/2012 11:53	09/29/2012 00:33	SS
79-01-6	Trichloroethylene	ND		ug/L	0.071	0.50	1	EPA SW846-8260B	09/28/2012 11:53	09/29/2012 00:33	SS
75-69-4	Trichlorofluoromethane	ND		ug/L	0.094	0.50	1	EPA SW846-8260B	09/28/2012 11:53	09/29/2012 00:33	SS

Sample Information

Client Sample ID: GWQ092012:942NP1-1-3

York Sample ID: 1210749-02

York Project (SDG) No.
1210749

Client Project ID
Rowe Industries

Matrix
Water

Collection Date/Time
September 20, 2012 9:42 am

Date Received
09/21/2012

Volatile Organics, 8260 List - Low Level

Log-in Notes:

Sample Notes:

Sample Prepared by Method: EPA 5030B

CAS No.	Parameter	Result	Flag	Units	MDL	RL	Dilution	Reference Method	Date/Time Prepared	Date/Time Analyzed	Analyst
75-01-4	Vinyl Chloride	ND		ug/L	0.062	0.50	1	EPA SW846-8260B	09/28/2012 11:53	09/29/2012 00:33	SS
1330-20-7	Xylenes, Total	ND		ug/L	0.12	1.5	1	EPA SW846-8260B	09/28/2012 11:53	09/29/2012 00:33	SS
Surrogate Recoveries		Result	Acceptance Range								
17060-07-0	Surrogate: 1,2-Dichloroethane-d4	105 %	72.6-129								
460-00-4	Surrogate: p-Bromofluorobenzene	93.6 %	63.5-145								
2037-26-5	Surrogate: Toluene-d8	102 %	81.2-127								

Sample Information

Client Sample ID: GWQ091812:1210NP1-1-4

York Sample ID: 1210749-03

York Project (SDG) No.
1210749

Client Project ID
Rowe Industries

Matrix
Water

Collection Date/Time
September 18, 2012 12:10 pm

Date Received
09/21/2012

Volatile Organics, 8260 List - Low Level

Log-in Notes:

Sample Notes:

Sample Prepared by Method: EPA 5030B

CAS No.	Parameter	Result	Flag	Units	MDL	RL	Dilution	Reference Method	Date/Time Prepared	Date/Time Analyzed	Analyst
630-20-6	1,1,1,2-Tetrachloroethane	ND		ug/L	0.071	0.50	1	EPA SW846-8260B	09/28/2012 11:53	09/29/2012 01:07	SS
71-55-6	1,1,1-Trichloroethane	2.2		ug/L	0.024	0.50	1	EPA SW846-8260B	09/28/2012 11:53	09/29/2012 01:07	SS
79-34-5	1,1,2,2-Tetrachloroethane	ND		ug/L	0.17	0.50	1	EPA SW846-8260B	09/28/2012 11:53	09/29/2012 01:07	SS
76-13-1	1,1,2-Trichloro-1,2,2-trifluoroethane (Freon 113)	ND		ug/L	0.074	0.50	1	EPA SW846-8260B	09/28/2012 11:53	09/29/2012 01:07	SS
79-00-5	1,1,2-Trichloroethane	ND		ug/L	0.070	0.50	1	EPA SW846-8260B	09/28/2012 11:53	09/29/2012 01:07	SS
75-34-3	1,1-Dichloroethane	1.2		ug/L	0.044	0.50	1	EPA SW846-8260B	09/28/2012 11:53	09/29/2012 01:07	SS
75-35-4	1,1-Dichloroethylene	0.11	J	ug/L	0.044	0.50	1	EPA SW846-8260B	09/28/2012 11:53	09/29/2012 01:07	SS
563-58-6	1,1-Dichloropropylene	ND		ug/L	0.11	0.50	1	EPA SW846-8260B	09/28/2012 11:53	09/29/2012 01:07	SS
87-61-6	1,2,3-Trichlorobenzene	ND		ug/L	0.12	2.0	1	EPA SW846-8260B	09/28/2012 11:53	09/29/2012 01:07	SS
96-18-4	1,2,3-Trichloropropane	ND		ug/L	0.17	0.50	1	EPA SW846-8260B	09/28/2012 11:53	09/29/2012 01:07	SS
120-82-1	1,2,4-Trichlorobenzene	ND		ug/L	0.11	2.0	1	EPA SW846-8260B	09/28/2012 11:53	09/29/2012 01:07	SS
95-63-6	1,2,4-Trimethylbenzene	ND		ug/L	0.068	0.50	1	EPA SW846-8260B	09/28/2012 11:53	09/29/2012 01:07	SS
96-12-8	1,2-Dibromo-3-chloropropane	ND		ug/L	0.46	2.0	1	EPA SW846-8260B	09/28/2012 11:53	09/29/2012 01:07	SS
106-93-4	1,2-Dibromoethane	ND		ug/L	0.15	0.50	1	EPA SW846-8260B	09/28/2012 11:53	09/29/2012 01:07	SS
95-50-1	1,2-Dichlorobenzene	ND		ug/L	0.071	0.50	1	EPA SW846-8260B	09/28/2012 11:53	09/29/2012 01:07	SS
107-06-2	1,2-Dichloroethane	ND		ug/L	0.12	0.50	1	EPA SW846-8260B	09/28/2012 11:53	09/29/2012 01:07	SS
78-87-5	1,2-Dichloropropane	ND		ug/L	0.051	0.50	1	EPA SW846-8260B	09/28/2012 11:53	09/29/2012 01:07	SS
108-67-8	1,3,5-Trimethylbenzene	ND		ug/L	0.059	0.50	1	EPA SW846-8260B	09/28/2012 11:53	09/29/2012 01:07	SS
541-73-1	1,3-Dichlorobenzene	ND		ug/L	0.048	0.50	1	EPA SW846-8260B	09/28/2012 11:53	09/29/2012 01:07	SS
142-28-9	1,3-Dichloropropane	ND		ug/L	0.12	0.50	1	EPA SW846-8260B	09/28/2012 11:53	09/29/2012 01:07	SS

Sample Information

Client Sample ID: GWQ091812:1210NP1-1-4

York Sample ID: 1210749-03

York Project (SDG) No.
1210749

Client Project ID
Rowe Industries

Matrix
Water

Collection Date/Time
September 18, 2012 12:10 pm

Date Received
09/21/2012

Volatile Organics, 8260 List - Low Level

Log-in Notes:

Sample Notes:

Sample Prepared by Method: EPA 5030B

CAS No.	Parameter	Result	Flag	Units	MDL	RL	Dilution	Reference Method	Date/Time Prepared	Date/Time Analyzed	Analyst
106-46-7	1,4-Dichlorobenzene	ND		ug/L	0.048	0.50	1	EPA SW846-8260B	09/28/2012 11:53	09/29/2012 01:07	SS
594-20-7	2,2-Dichloropropane	ND		ug/L	0.096	0.50	1	EPA SW846-8260B	09/28/2012 11:53	09/29/2012 01:07	SS
95-49-8	2-Chlorotoluene	ND		ug/L	0.084	0.50	1	EPA SW846-8260B	09/28/2012 11:53	09/29/2012 01:07	SS
591-78-6	2-Hexanone	ND		ug/L	0.24	0.50	1	EPA SW846-8260B	09/28/2012 11:53	09/29/2012 01:07	SS
106-43-4	4-Chlorotoluene	ND		ug/L	0.072	0.50	1	EPA SW846-8260B	09/28/2012 11:53	09/29/2012 01:07	SS
67-64-1	Acetone	1.1	J, B	ug/L	0.90	2.0	1	EPA SW846-8260B	09/28/2012 11:53	09/29/2012 01:07	SS
71-43-2	Benzene	ND		ug/L	0.044	0.50	1	EPA SW846-8260B	09/28/2012 11:53	09/29/2012 01:07	SS
108-86-1	Bromobenzene	ND		ug/L	0.081	0.50	1	EPA SW846-8260B	09/28/2012 11:53	09/29/2012 01:07	SS
74-97-5	Bromochloromethane	ND		ug/L	0.10	0.50	1	EPA SW846-8260B	09/28/2012 11:53	09/29/2012 01:07	SS
75-27-4	Bromodichloromethane	ND		ug/L	0.054	0.50	1	EPA SW846-8260B	09/28/2012 11:53	09/29/2012 01:07	SS
75-25-2	Bromoform	ND		ug/L	0.079	0.50	1	EPA SW846-8260B	09/28/2012 11:53	09/29/2012 01:07	SS
74-83-9	Bromomethane	ND		ug/L	0.20	0.50	1	EPA SW846-8260B	09/28/2012 11:53	09/29/2012 01:07	SS
56-23-5	Carbon tetrachloride	ND		ug/L	0.085	0.50	1	EPA SW846-8260B	09/28/2012 11:53	09/29/2012 01:07	SS
108-90-7	Chlorobenzene	ND		ug/L	0.063	0.50	1	EPA SW846-8260B	09/28/2012 11:53	09/29/2012 01:07	SS
75-00-3	Chloroethane	ND		ug/L	0.090	0.50	1	EPA SW846-8260B	09/28/2012 11:53	09/29/2012 01:07	SS
67-66-3	Chloroform	0.24	J	ug/L	0.079	0.50	1	EPA SW846-8260B	09/28/2012 11:53	09/29/2012 01:07	SS
74-87-3	Chloromethane	ND		ug/L	0.076	0.50	1	EPA SW846-8260B	09/28/2012 11:53	09/29/2012 01:07	SS
156-59-2	cis-1,2-Dichloroethylene	ND		ug/L	0.069	0.50	1	EPA SW846-8260B	09/28/2012 11:53	09/29/2012 01:07	SS
10061-01-5	cis-1,3-Dichloropropylene	ND		ug/L	0.067	0.50	1	EPA SW846-8260B	09/28/2012 11:53	09/29/2012 01:07	SS
124-48-1	Dibromochloromethane	ND		ug/L	0.053	0.50	1	EPA SW846-8260B	09/28/2012 11:53	09/29/2012 01:07	SS
74-95-3	Dibromomethane	ND		ug/L	0.12	0.50	1	EPA SW846-8260B	09/28/2012 11:53	09/29/2012 01:07	SS
75-71-8	Dichlorodifluoromethane	ND		ug/L	0.092	0.50	1	EPA SW846-8260B	09/28/2012 11:53	09/29/2012 01:07	SS
100-41-4	Ethyl Benzene	ND		ug/L	0.057	0.50	1	EPA SW846-8260B	09/28/2012 11:53	09/29/2012 01:07	SS
87-68-3	Hexachlorobutadiene	ND		ug/L	0.12	0.50	1	EPA SW846-8260B	09/28/2012 11:53	09/29/2012 01:07	SS
98-82-8	Isopropylbenzene	ND		ug/L	0.056	0.50	1	EPA SW846-8260B	09/28/2012 11:53	09/29/2012 01:07	SS
1634-04-4	Methyl tert-butyl ether (MTBE)	ND		ug/L	0.48	0.50	1	EPA SW846-8260B	09/28/2012 11:53	09/29/2012 01:07	SS
75-09-2	Methylene chloride	1.3	J, B	ug/L	0.26	2.0	1	EPA SW846-8260B	09/28/2012 11:53	09/29/2012 01:07	SS
91-20-3	Naphthalene	ND		ug/L	0.090	2.0	1	EPA SW846-8260B	09/28/2012 11:53	09/29/2012 01:07	SS
104-51-8	n-Butylbenzene	ND		ug/L	0.083	0.50	1	EPA SW846-8260B	09/28/2012 11:53	09/29/2012 01:07	SS
103-65-1	n-Propylbenzene	ND		ug/L	0.068	0.50	1	EPA SW846-8260B	09/28/2012 11:53	09/29/2012 01:07	SS
95-47-6	o-Xylene	ND		ug/L	0.050	0.50	1	EPA SW846-8260B	09/28/2012 11:53	09/29/2012 01:07	SS
1330-20-7P/M	p- & m- Xylenes	ND		ug/L	0.090	1.0	1	EPA SW846-8260B	09/28/2012 11:53	09/29/2012 01:07	SS
99-87-6	p-Isopropyltoluene	ND		ug/L	0.044	0.50	1	EPA SW846-8260B	09/28/2012 11:53	09/29/2012 01:07	SS
135-98-8	sec-Butylbenzene	ND		ug/L	0.050	0.50	1	EPA SW846-8260B	09/28/2012 11:53	09/29/2012 01:07	SS

Sample Information

Client Sample ID: GWQ091812:1210NP1-1-4

York Sample ID: 1210749-03

York Project (SDG) No.
1210749

Client Project ID
Rowe Industries

Matrix
Water

Collection Date/Time
September 18, 2012 12:10 pm

Date Received
09/21/2012

Volatile Organics, 8260 List - Low Level

Log-in Notes:

Sample Notes:

Sample Prepared by Method: EPA 5030B

CAS No.	Parameter	Result	Flag	Units	MDL	RL	Dilution	Reference Method	Date/Time Prepared	Date/Time Analyzed	Analyst
100-42-5	Styrene	ND		ug/L	0.043	0.50	1	EPA SW846-8260B	09/28/2012 11:53	09/29/2012 01:07	SS
98-06-6	tert-Butylbenzene	ND		ug/L	0.050	0.50	1	EPA SW846-8260B	09/28/2012 11:53	09/29/2012 01:07	SS
127-18-4	Tetrachloroethylene	0.95		ug/L	0.070	0.50	1	EPA SW846-8260B	09/28/2012 11:53	09/29/2012 01:07	SS
108-88-3	Toluene	ND		ug/L	0.042	0.50	1	EPA SW846-8260B	09/28/2012 11:53	09/29/2012 01:07	SS
156-60-5	trans-1,2-Dichloroethylene	ND		ug/L	0.085	0.50	1	EPA SW846-8260B	09/28/2012 11:53	09/29/2012 01:07	SS
10061-02-6	trans-1,3-Dichloropropylene	ND		ug/L	0.060	0.50	1	EPA SW846-8260B	09/28/2012 11:53	09/29/2012 01:07	SS
79-01-6	Trichloroethylene	0.15	J	ug/L	0.071	0.50	1	EPA SW846-8260B	09/28/2012 11:53	09/29/2012 01:07	SS
75-69-4	Trichlorofluoromethane	ND		ug/L	0.094	0.50	1	EPA SW846-8260B	09/28/2012 11:53	09/29/2012 01:07	SS
75-01-4	Vinyl Chloride	ND		ug/L	0.062	0.50	1	EPA SW846-8260B	09/28/2012 11:53	09/29/2012 01:07	SS
1330-20-7	Xylenes, Total	ND		ug/L	0.12	1.5	1	EPA SW846-8260B	09/28/2012 11:53	09/29/2012 01:07	SS
Surrogate Recoveries		Result	Acceptance Range								
17060-07-0	Surrogate: 1,2-Dichloroethane-d4	105 %	72.6-129								
460-00-4	Surrogate: p-Bromofluorobenzene	93.1 %	63.5-145								
2037-26-5	Surrogate: Toluene-d8	101 %	81.2-127								

Sample Information

Client Sample ID: GWQ092012:1741NP1-1-5

York Sample ID: 1210749-04

York Project (SDG) No.
1210749

Client Project ID
Rowe Industries

Matrix
Water

Collection Date/Time
September 20, 2012 5:41 pm

Date Received
09/21/2012

Volatile Organics, 8260 List - Low Level

Log-in Notes:

Sample Notes:

Sample Prepared by Method: EPA 5030B

CAS No.	Parameter	Result	Flag	Units	MDL	RL	Dilution	Reference Method	Date/Time Prepared	Date/Time Analyzed	Analyst
630-20-6	1,1,1,2-Tetrachloroethane	ND		ug/L	0.071	0.50	1	EPA SW846-8260B	09/28/2012 11:53	09/29/2012 01:41	SS
71-55-6	1,1,1-Trichloroethane	ND		ug/L	0.024	0.50	1	EPA SW846-8260B	09/28/2012 11:53	09/29/2012 01:41	SS
79-34-5	1,1,2,2-Tetrachloroethane	ND		ug/L	0.17	0.50	1	EPA SW846-8260B	09/28/2012 11:53	09/29/2012 01:41	SS
76-13-1	1,1,2-Trichloro-1,2,2-trifluoroethane (Freon 113)	ND		ug/L	0.074	0.50	1	EPA SW846-8260B	09/28/2012 11:53	09/29/2012 01:41	SS
79-00-5	1,1,2-Trichloroethane	ND		ug/L	0.070	0.50	1	EPA SW846-8260B	09/28/2012 11:53	09/29/2012 01:41	SS
75-34-3	1,1-Dichloroethane	ND		ug/L	0.044	0.50	1	EPA SW846-8260B	09/28/2012 11:53	09/29/2012 01:41	SS
75-35-4	1,1-Dichloroethylene	ND		ug/L	0.044	0.50	1	EPA SW846-8260B	09/28/2012 11:53	09/29/2012 01:41	SS
563-58-6	1,1-Dichloropropylene	ND		ug/L	0.11	0.50	1	EPA SW846-8260B	09/28/2012 11:53	09/29/2012 01:41	SS
87-61-6	1,2,3-Trichlorobenzene	ND		ug/L	0.12	2.0	1	EPA SW846-8260B	09/28/2012 11:53	09/29/2012 01:41	SS
96-18-4	1,2,3-Trichloropropane	ND		ug/L	0.17	0.50	1	EPA SW846-8260B	09/28/2012 11:53	09/29/2012 01:41	SS
120-82-1	1,2,4-Trichlorobenzene	ND		ug/L	0.11	2.0	1	EPA SW846-8260B	09/28/2012 11:53	09/29/2012 01:41	SS
95-63-6	1,2,4-Trimethylbenzene	ND		ug/L	0.068	0.50	1	EPA SW846-8260B	09/28/2012 11:53	09/29/2012 01:41	SS

Sample Information

Client Sample ID: GWQ092012:1741NP1-1-5

York Sample ID: 1210749-04

York Project (SDG) No.
1210749

Client Project ID
Rowe Industries

Matrix
Water

Collection Date/Time
September 20, 2012 5:41 pm

Date Received
09/21/2012

Volatile Organics, 8260 List - Low Level

Log-in Notes:

Sample Notes:

Sample Prepared by Method: EPA 5030B

CAS No.	Parameter	Result	Flag	Units	MDL	RL	Dilution	Reference Method	Date/Time Prepared	Date/Time Analyzed	Analyst
96-12-8	1,2-Dibromo-3-chloropropane	ND		ug/L	0.46	2.0	1	EPA SW846-8260B	09/28/2012 11:53	09/29/2012 01:41	SS
106-93-4	1,2-Dibromoethane	ND		ug/L	0.15	0.50	1	EPA SW846-8260B	09/28/2012 11:53	09/29/2012 01:41	SS
95-50-1	1,2-Dichlorobenzene	ND		ug/L	0.071	0.50	1	EPA SW846-8260B	09/28/2012 11:53	09/29/2012 01:41	SS
107-06-2	1,2-Dichloroethane	ND		ug/L	0.12	0.50	1	EPA SW846-8260B	09/28/2012 11:53	09/29/2012 01:41	SS
78-87-5	1,2-Dichloropropane	ND		ug/L	0.051	0.50	1	EPA SW846-8260B	09/28/2012 11:53	09/29/2012 01:41	SS
108-67-8	1,3,5-Trimethylbenzene	ND		ug/L	0.059	0.50	1	EPA SW846-8260B	09/28/2012 11:53	09/29/2012 01:41	SS
541-73-1	1,3-Dichlorobenzene	ND		ug/L	0.048	0.50	1	EPA SW846-8260B	09/28/2012 11:53	09/29/2012 01:41	SS
142-28-9	1,3-Dichloropropane	ND		ug/L	0.12	0.50	1	EPA SW846-8260B	09/28/2012 11:53	09/29/2012 01:41	SS
106-46-7	1,4-Dichlorobenzene	ND		ug/L	0.048	0.50	1	EPA SW846-8260B	09/28/2012 11:53	09/29/2012 01:41	SS
594-20-7	2,2-Dichloropropane	ND		ug/L	0.096	0.50	1	EPA SW846-8260B	09/28/2012 11:53	09/29/2012 01:41	SS
95-49-8	2-Chlorotoluene	ND		ug/L	0.084	0.50	1	EPA SW846-8260B	09/28/2012 11:53	09/29/2012 01:41	SS
591-78-6	2-Hexanone	ND		ug/L	0.24	0.50	1	EPA SW846-8260B	09/28/2012 11:53	09/29/2012 01:41	SS
106-43-4	4-Chlorotoluene	ND		ug/L	0.072	0.50	1	EPA SW846-8260B	09/28/2012 11:53	09/29/2012 01:41	SS
67-64-1	Acetone	0.92	J, B	ug/L	0.90	2.0	1	EPA SW846-8260B	09/28/2012 11:53	09/29/2012 01:41	SS
71-43-2	Benzene	ND		ug/L	0.044	0.50	1	EPA SW846-8260B	09/28/2012 11:53	09/29/2012 01:41	SS
108-86-1	Bromobenzene	ND		ug/L	0.081	0.50	1	EPA SW846-8260B	09/28/2012 11:53	09/29/2012 01:41	SS
74-97-5	Bromochloromethane	ND		ug/L	0.10	0.50	1	EPA SW846-8260B	09/28/2012 11:53	09/29/2012 01:41	SS
75-27-4	Bromodichloromethane	ND		ug/L	0.054	0.50	1	EPA SW846-8260B	09/28/2012 11:53	09/29/2012 01:41	SS
75-25-2	Bromoform	ND		ug/L	0.079	0.50	1	EPA SW846-8260B	09/28/2012 11:53	09/29/2012 01:41	SS
74-83-9	Bromomethane	ND		ug/L	0.20	0.50	1	EPA SW846-8260B	09/28/2012 11:53	09/29/2012 01:41	SS
56-23-5	Carbon tetrachloride	ND		ug/L	0.085	0.50	1	EPA SW846-8260B	09/28/2012 11:53	09/29/2012 01:41	SS
108-90-7	Chlorobenzene	ND		ug/L	0.063	0.50	1	EPA SW846-8260B	09/28/2012 11:53	09/29/2012 01:41	SS
75-00-3	Chloroethane	ND		ug/L	0.090	0.50	1	EPA SW846-8260B	09/28/2012 11:53	09/29/2012 01:41	SS
67-66-3	Chloroform	0.80		ug/L	0.079	0.50	1	EPA SW846-8260B	09/28/2012 11:53	09/29/2012 01:41	SS
74-87-3	Chloromethane	ND		ug/L	0.076	0.50	1	EPA SW846-8260B	09/28/2012 11:53	09/29/2012 01:41	SS
156-59-2	cis-1,2-Dichloroethylene	ND		ug/L	0.069	0.50	1	EPA SW846-8260B	09/28/2012 11:53	09/29/2012 01:41	SS
10061-01-5	cis-1,3-Dichloropropylene	ND		ug/L	0.067	0.50	1	EPA SW846-8260B	09/28/2012 11:53	09/29/2012 01:41	SS
124-48-1	Dibromochloromethane	ND		ug/L	0.053	0.50	1	EPA SW846-8260B	09/28/2012 11:53	09/29/2012 01:41	SS
74-95-3	Dibromomethane	ND		ug/L	0.12	0.50	1	EPA SW846-8260B	09/28/2012 11:53	09/29/2012 01:41	SS
75-71-8	Dichlorodifluoromethane	ND		ug/L	0.092	0.50	1	EPA SW846-8260B	09/28/2012 11:53	09/29/2012 01:41	SS
100-41-4	Ethyl Benzene	ND		ug/L	0.057	0.50	1	EPA SW846-8260B	09/28/2012 11:53	09/29/2012 01:41	SS
87-68-3	Hexachlorobutadiene	ND		ug/L	0.12	0.50	1	EPA SW846-8260B	09/28/2012 11:53	09/29/2012 01:41	SS
98-82-8	Isopropylbenzene	ND		ug/L	0.056	0.50	1	EPA SW846-8260B	09/28/2012 11:53	09/29/2012 01:41	SS
1634-04-4	Methyl tert-butyl ether (MTBE)	ND		ug/L	0.48	0.50	1	EPA SW846-8260B	09/28/2012 11:53	09/29/2012 01:41	SS

Sample Information

Client Sample ID: GWQ092012:1741NP1-1-5

York Sample ID: 1210749-04

York Project (SDG) No.
1210749

Client Project ID
Rowe Industries

Matrix
Water

Collection Date/Time
September 20, 2012 5:41 pm

Date Received
09/21/2012

Volatile Organics, 8260 List - Low Level

Log-in Notes:

Sample Notes:

Sample Prepared by Method: EPA 5030B

CAS No.	Parameter	Result	Flag	Units	MDL	RL	Dilution	Reference Method	Date/Time Prepared	Date/Time Analyzed	Analyst
75-09-2	Methylene chloride	1.3	J, B	ug/L	0.26	2.0	1	EPA SW846-8260B	09/28/2012 11:53	09/29/2012 01:41	SS
91-20-3	Naphthalene	ND		ug/L	0.090	2.0	1	EPA SW846-8260B	09/28/2012 11:53	09/29/2012 01:41	SS
104-51-8	n-Butylbenzene	ND		ug/L	0.083	0.50	1	EPA SW846-8260B	09/28/2012 11:53	09/29/2012 01:41	SS
103-65-1	n-Propylbenzene	ND		ug/L	0.068	0.50	1	EPA SW846-8260B	09/28/2012 11:53	09/29/2012 01:41	SS
95-47-6	o-Xylene	ND		ug/L	0.050	0.50	1	EPA SW846-8260B	09/28/2012 11:53	09/29/2012 01:41	SS
1330-20-7P/M	p- & m- Xylenes	ND		ug/L	0.090	1.0	1	EPA SW846-8260B	09/28/2012 11:53	09/29/2012 01:41	SS
99-87-6	p-Isopropyltoluene	ND		ug/L	0.044	0.50	1	EPA SW846-8260B	09/28/2012 11:53	09/29/2012 01:41	SS
135-98-8	sec-Butylbenzene	ND		ug/L	0.050	0.50	1	EPA SW846-8260B	09/28/2012 11:53	09/29/2012 01:41	SS
100-42-5	Styrene	ND		ug/L	0.043	0.50	1	EPA SW846-8260B	09/28/2012 11:53	09/29/2012 01:41	SS
98-06-6	tert-Butylbenzene	ND		ug/L	0.050	0.50	1	EPA SW846-8260B	09/28/2012 11:53	09/29/2012 01:41	SS
127-18-4	Tetrachloroethylene	ND		ug/L	0.070	0.50	1	EPA SW846-8260B	09/28/2012 11:53	09/29/2012 01:41	SS
108-88-3	Toluene	ND		ug/L	0.042	0.50	1	EPA SW846-8260B	09/28/2012 11:53	09/29/2012 01:41	SS
156-60-5	trans-1,2-Dichloroethylene	ND		ug/L	0.085	0.50	1	EPA SW846-8260B	09/28/2012 11:53	09/29/2012 01:41	SS
10061-02-6	trans-1,3-Dichloropropylene	ND		ug/L	0.060	0.50	1	EPA SW846-8260B	09/28/2012 11:53	09/29/2012 01:41	SS
79-01-6	Trichloroethylene	ND		ug/L	0.071	0.50	1	EPA SW846-8260B	09/28/2012 11:53	09/29/2012 01:41	SS
75-69-4	Trichlorofluoromethane	ND		ug/L	0.094	0.50	1	EPA SW846-8260B	09/28/2012 11:53	09/29/2012 01:41	SS
75-01-4	Vinyl Chloride	ND		ug/L	0.062	0.50	1	EPA SW846-8260B	09/28/2012 11:53	09/29/2012 01:41	SS
1330-20-7	Xylenes, Total	ND		ug/L	0.12	1.5	1	EPA SW846-8260B	09/28/2012 11:53	09/29/2012 01:41	SS
Surrogate Recoveries		Result	Acceptance Range								
17060-07-0	Surrogate: 1,2-Dichloroethane-d4	101 %	72.6-129								
460-00-4	Surrogate: p-Bromofluorobenzene	94.2 %	63.5-145								
2037-26-5	Surrogate: Toluene-d8	102 %	81.2-127								

Sample Information

Client Sample ID: GWQ091812:1145NP1-1-6

York Sample ID: 1210749-05

York Project (SDG) No.
1210749

Client Project ID
Rowe Industries

Matrix
Water

Collection Date/Time
September 18, 2012 11:45 am

Date Received
09/21/2012

Volatile Organics, 8260 List - Low Level

Log-in Notes:

Sample Notes:

Sample Prepared by Method: EPA 5030B

CAS No.	Parameter	Result	Flag	Units	MDL	RL	Dilution	Reference Method	Date/Time Prepared	Date/Time Analyzed	Analyst
630-20-6	1,1,1,2-Tetrachloroethane	ND		ug/L	0.071	0.50	1	EPA SW846-8260B	09/28/2012 11:53	09/29/2012 02:15	SS
71-55-6	1,1,1-Trichloroethane	1.5		ug/L	0.024	0.50	1	EPA SW846-8260B	09/28/2012 11:53	09/29/2012 02:15	SS
79-34-5	1,1,2,2-Tetrachloroethane	ND		ug/L	0.17	0.50	1	EPA SW846-8260B	09/28/2012 11:53	09/29/2012 02:15	SS
76-13-1	1,1,2-Trichloro-1,2,2-trifluoroethane (Freon 113)	ND		ug/L	0.074	0.50	1	EPA SW846-8260B	09/28/2012 11:53	09/29/2012 02:15	SS

Sample Information

Client Sample ID: GWQ091812:1145NP1-1-6

York Sample ID: 1210749-05

York Project (SDG) No.
1210749

Client Project ID
Rowe Industries

Matrix
Water

Collection Date/Time
September 18, 2012 11:45 am

Date Received
09/21/2012

Volatile Organics, 8260 List - Low Level

Log-in Notes:

Sample Notes:

Sample Prepared by Method: EPA 5030B

CAS No.	Parameter	Result	Flag	Units	MDL	RL	Dilution	Reference Method	Date/Time Prepared	Date/Time Analyzed	Analyst
79-00-5	1,1,2-Trichloroethane	ND		ug/L	0.070	0.50	1	EPA SW846-8260B	09/28/2012 11:53	09/29/2012 02:15	SS
75-34-3	1,1-Dichloroethane	0.47	J	ug/L	0.044	0.50	1	EPA SW846-8260B	09/28/2012 11:53	09/29/2012 02:15	SS
75-35-4	1,1-Dichloroethylene	0.11	J	ug/L	0.044	0.50	1	EPA SW846-8260B	09/28/2012 11:53	09/29/2012 02:15	SS
563-58-6	1,1-Dichloropropylene	ND		ug/L	0.11	0.50	1	EPA SW846-8260B	09/28/2012 11:53	09/29/2012 02:15	SS
87-61-6	1,2,3-Trichlorobenzene	ND		ug/L	0.12	2.0	1	EPA SW846-8260B	09/28/2012 11:53	09/29/2012 02:15	SS
96-18-4	1,2,3-Trichloropropane	ND		ug/L	0.17	0.50	1	EPA SW846-8260B	09/28/2012 11:53	09/29/2012 02:15	SS
120-82-1	1,2,4-Trichlorobenzene	ND		ug/L	0.11	2.0	1	EPA SW846-8260B	09/28/2012 11:53	09/29/2012 02:15	SS
95-63-6	1,2,4-Trimethylbenzene	ND		ug/L	0.068	0.50	1	EPA SW846-8260B	09/28/2012 11:53	09/29/2012 02:15	SS
96-12-8	1,2-Dibromo-3-chloropropane	ND		ug/L	0.46	2.0	1	EPA SW846-8260B	09/28/2012 11:53	09/29/2012 02:15	SS
106-93-4	1,2-Dibromoethane	ND		ug/L	0.15	0.50	1	EPA SW846-8260B	09/28/2012 11:53	09/29/2012 02:15	SS
95-50-1	1,2-Dichlorobenzene	ND		ug/L	0.071	0.50	1	EPA SW846-8260B	09/28/2012 11:53	09/29/2012 02:15	SS
107-06-2	1,2-Dichloroethane	ND		ug/L	0.12	0.50	1	EPA SW846-8260B	09/28/2012 11:53	09/29/2012 02:15	SS
78-87-5	1,2-Dichloropropane	ND		ug/L	0.051	0.50	1	EPA SW846-8260B	09/28/2012 11:53	09/29/2012 02:15	SS
108-67-8	1,3,5-Trimethylbenzene	ND		ug/L	0.059	0.50	1	EPA SW846-8260B	09/28/2012 11:53	09/29/2012 02:15	SS
541-73-1	1,3-Dichlorobenzene	ND		ug/L	0.048	0.50	1	EPA SW846-8260B	09/28/2012 11:53	09/29/2012 02:15	SS
142-28-9	1,3-Dichloropropane	ND		ug/L	0.12	0.50	1	EPA SW846-8260B	09/28/2012 11:53	09/29/2012 02:15	SS
106-46-7	1,4-Dichlorobenzene	ND		ug/L	0.048	0.50	1	EPA SW846-8260B	09/28/2012 11:53	09/29/2012 02:15	SS
594-20-7	2,2-Dichloropropane	ND		ug/L	0.096	0.50	1	EPA SW846-8260B	09/28/2012 11:53	09/29/2012 02:15	SS
95-49-8	2-Chlorotoluene	ND		ug/L	0.084	0.50	1	EPA SW846-8260B	09/28/2012 11:53	09/29/2012 02:15	SS
591-78-6	2-Hexanone	ND		ug/L	0.24	0.50	1	EPA SW846-8260B	09/28/2012 11:53	09/29/2012 02:15	SS
106-43-4	4-Chlorotoluene	ND		ug/L	0.072	0.50	1	EPA SW846-8260B	09/28/2012 11:53	09/29/2012 02:15	SS
67-64-1	Acetone	ND		ug/L	0.90	2.0	1	EPA SW846-8260B	09/28/2012 11:53	09/29/2012 02:15	SS
71-43-2	Benzene	ND		ug/L	0.044	0.50	1	EPA SW846-8260B	09/28/2012 11:53	09/29/2012 02:15	SS
108-86-1	Bromobenzene	ND		ug/L	0.081	0.50	1	EPA SW846-8260B	09/28/2012 11:53	09/29/2012 02:15	SS
74-97-5	Bromochloromethane	ND		ug/L	0.10	0.50	1	EPA SW846-8260B	09/28/2012 11:53	09/29/2012 02:15	SS
75-27-4	Bromodichloromethane	ND		ug/L	0.054	0.50	1	EPA SW846-8260B	09/28/2012 11:53	09/29/2012 02:15	SS
75-25-2	Bromoform	ND		ug/L	0.079	0.50	1	EPA SW846-8260B	09/28/2012 11:53	09/29/2012 02:15	SS
74-83-9	Bromomethane	ND		ug/L	0.20	0.50	1	EPA SW846-8260B	09/28/2012 11:53	09/29/2012 02:15	SS
56-23-5	Carbon tetrachloride	ND		ug/L	0.085	0.50	1	EPA SW846-8260B	09/28/2012 11:53	09/29/2012 02:15	SS
108-90-7	Chlorobenzene	ND		ug/L	0.063	0.50	1	EPA SW846-8260B	09/28/2012 11:53	09/29/2012 02:15	SS
75-00-3	Chloroethane	ND		ug/L	0.090	0.50	1	EPA SW846-8260B	09/28/2012 11:53	09/29/2012 02:15	SS
67-66-3	Chloroform	0.36	J	ug/L	0.079	0.50	1	EPA SW846-8260B	09/28/2012 11:53	09/29/2012 02:15	SS
74-87-3	Chloromethane	ND		ug/L	0.076	0.50	1	EPA SW846-8260B	09/28/2012 11:53	09/29/2012 02:15	SS
156-59-2	cis-1,2-Dichloroethylene	ND		ug/L	0.069	0.50	1	EPA SW846-8260B	09/28/2012 11:53	09/29/2012 02:15	SS

Sample Information

Client Sample ID: GWQ091812:1145NP1-1-6

York Sample ID: 1210749-05

York Project (SDG) No.
1210749

Client Project ID
Rowe Industries

Matrix
Water

Collection Date/Time
September 18, 2012 11:45 am

Date Received
09/21/2012

Volatile Organics, 8260 List - Low Level

Log-in Notes:

Sample Notes:

Sample Prepared by Method: EPA 5030B

CAS No.	Parameter	Result	Flag	Units	MDL	RL	Dilution	Reference Method	Date/Time Prepared	Date/Time Analyzed	Analyst
10061-01-5	cis-1,3-Dichloropropylene	ND		ug/L	0.067	0.50	1	EPA SW846-8260B	09/28/2012 11:53	09/29/2012 02:15	SS
124-48-1	Dibromochloromethane	ND		ug/L	0.053	0.50	1	EPA SW846-8260B	09/28/2012 11:53	09/29/2012 02:15	SS
74-95-3	Dibromomethane	ND		ug/L	0.12	0.50	1	EPA SW846-8260B	09/28/2012 11:53	09/29/2012 02:15	SS
75-71-8	Dichlorodifluoromethane	ND		ug/L	0.092	0.50	1	EPA SW846-8260B	09/28/2012 11:53	09/29/2012 02:15	SS
100-41-4	Ethyl Benzene	ND		ug/L	0.057	0.50	1	EPA SW846-8260B	09/28/2012 11:53	09/29/2012 02:15	SS
87-68-3	Hexachlorobutadiene	ND		ug/L	0.12	0.50	1	EPA SW846-8260B	09/28/2012 11:53	09/29/2012 02:15	SS
98-82-8	Isopropylbenzene	ND		ug/L	0.056	0.50	1	EPA SW846-8260B	09/28/2012 11:53	09/29/2012 02:15	SS
1634-04-4	Methyl tert-butyl ether (MTBE)	ND		ug/L	0.48	0.50	1	EPA SW846-8260B	09/28/2012 11:53	09/29/2012 02:15	SS
75-09-2	Methylene chloride	1.3	J, B	ug/L	0.26	2.0	1	EPA SW846-8260B	09/28/2012 11:53	09/29/2012 02:15	SS
91-20-3	Naphthalene	ND		ug/L	0.090	2.0	1	EPA SW846-8260B	09/28/2012 11:53	09/29/2012 02:15	SS
104-51-8	n-Butylbenzene	ND		ug/L	0.083	0.50	1	EPA SW846-8260B	09/28/2012 11:53	09/29/2012 02:15	SS
103-65-1	n-Propylbenzene	ND		ug/L	0.068	0.50	1	EPA SW846-8260B	09/28/2012 11:53	09/29/2012 02:15	SS
95-47-6	o-Xylene	ND		ug/L	0.050	0.50	1	EPA SW846-8260B	09/28/2012 11:53	09/29/2012 02:15	SS
1330-20-7P/M	p- & m- Xylenes	ND		ug/L	0.090	1.0	1	EPA SW846-8260B	09/28/2012 11:53	09/29/2012 02:15	SS
99-87-6	p-Isopropyltoluene	ND		ug/L	0.044	0.50	1	EPA SW846-8260B	09/28/2012 11:53	09/29/2012 02:15	SS
135-98-8	sec-Butylbenzene	ND		ug/L	0.050	0.50	1	EPA SW846-8260B	09/28/2012 11:53	09/29/2012 02:15	SS
100-42-5	Styrene	ND		ug/L	0.043	0.50	1	EPA SW846-8260B	09/28/2012 11:53	09/29/2012 02:15	SS
98-06-6	tert-Butylbenzene	ND		ug/L	0.050	0.50	1	EPA SW846-8260B	09/28/2012 11:53	09/29/2012 02:15	SS
127-18-4	Tetrachloroethylene	2.8		ug/L	0.070	0.50	1	EPA SW846-8260B	09/28/2012 11:53	09/29/2012 02:15	SS
108-88-3	Toluene	ND		ug/L	0.042	0.50	1	EPA SW846-8260B	09/28/2012 11:53	09/29/2012 02:15	SS
156-60-5	trans-1,2-Dichloroethylene	ND		ug/L	0.085	0.50	1	EPA SW846-8260B	09/28/2012 11:53	09/29/2012 02:15	SS
10061-02-6	trans-1,3-Dichloropropylene	ND		ug/L	0.060	0.50	1	EPA SW846-8260B	09/28/2012 11:53	09/29/2012 02:15	SS
79-01-6	Trichloroethylene	0.13	J	ug/L	0.071	0.50	1	EPA SW846-8260B	09/28/2012 11:53	09/29/2012 02:15	SS
75-69-4	Trichlorofluoromethane	ND		ug/L	0.094	0.50	1	EPA SW846-8260B	09/28/2012 11:53	09/29/2012 02:15	SS
75-01-4	Vinyl Chloride	ND		ug/L	0.062	0.50	1	EPA SW846-8260B	09/28/2012 11:53	09/29/2012 02:15	SS
1330-20-7	Xylenes, Total	ND		ug/L	0.12	1.5	1	EPA SW846-8260B	09/28/2012 11:53	09/29/2012 02:15	SS
Surrogate Recoveries		Result	Acceptance Range								
17060-07-0	Surrogate: 1,2-Dichloroethane-d4	109 %	72.6-129								
460-00-4	Surrogate: p-Bromofluorobenzene	94.8 %	63.5-145								
2037-26-5	Surrogate: Toluene-d8	104 %	81.2-127								

Sample Information

Client Sample ID: GWQ091812:1155NP1-1-7

York Sample ID: 1210749-06

York Project (SDG) No.
1210749

Client Project ID
Rowe Industries

Matrix
Water

Collection Date/Time
September 18, 2012 11:55 am

Date Received
09/21/2012

Volatile Organics, 8260 List - Low Level

Log-in Notes:

Sample Notes:

Sample Prepared by Method: EPA 5030B

CAS No.	Parameter	Result	Flag	Units	MDL	RL	Dilution	Reference Method	Date/Time Prepared	Date/Time Analyzed	Analyst
630-20-6	1,1,1,2-Tetrachloroethane	ND		ug/L	0.071	0.50	1	EPA SW846-8260B	09/28/2012 11:53	09/29/2012 02:48	SS
71-55-6	1,1,1-Trichloroethane	0.21	J	ug/L	0.024	0.50	1	EPA SW846-8260B	09/28/2012 11:53	09/29/2012 02:48	SS
79-34-5	1,1,2,2-Tetrachloroethane	ND		ug/L	0.17	0.50	1	EPA SW846-8260B	09/28/2012 11:53	09/29/2012 02:48	SS
76-13-1	1,1,2-Trichloro-1,2,2-trifluoroethane (Freon 113)	ND		ug/L	0.074	0.50	1	EPA SW846-8260B	09/28/2012 11:53	09/29/2012 02:48	SS
79-00-5	1,1,2-Trichloroethane	ND		ug/L	0.070	0.50	1	EPA SW846-8260B	09/28/2012 11:53	09/29/2012 02:48	SS
75-34-3	1,1-Dichloroethane	0.13	J	ug/L	0.044	0.50	1	EPA SW846-8260B	09/28/2012 11:53	09/29/2012 02:48	SS
75-35-4	1,1-Dichloroethylene	ND		ug/L	0.044	0.50	1	EPA SW846-8260B	09/28/2012 11:53	09/29/2012 02:48	SS
563-58-6	1,1-Dichloropropylene	ND		ug/L	0.11	0.50	1	EPA SW846-8260B	09/28/2012 11:53	09/29/2012 02:48	SS
87-61-6	1,2,3-Trichlorobenzene	ND		ug/L	0.12	2.0	1	EPA SW846-8260B	09/28/2012 11:53	09/29/2012 02:48	SS
96-18-4	1,2,3-Trichloropropane	ND		ug/L	0.17	0.50	1	EPA SW846-8260B	09/28/2012 11:53	09/29/2012 02:48	SS
120-82-1	1,2,4-Trichlorobenzene	ND		ug/L	0.11	2.0	1	EPA SW846-8260B	09/28/2012 11:53	09/29/2012 02:48	SS
95-63-6	1,2,4-Trimethylbenzene	ND		ug/L	0.068	0.50	1	EPA SW846-8260B	09/28/2012 11:53	09/29/2012 02:48	SS
96-12-8	1,2-Dibromo-3-chloropropane	ND		ug/L	0.46	2.0	1	EPA SW846-8260B	09/28/2012 11:53	09/29/2012 02:48	SS
106-93-4	1,2-Dibromoethane	ND		ug/L	0.15	0.50	1	EPA SW846-8260B	09/28/2012 11:53	09/29/2012 02:48	SS
95-50-1	1,2-Dichlorobenzene	ND		ug/L	0.071	0.50	1	EPA SW846-8260B	09/28/2012 11:53	09/29/2012 02:48	SS
107-06-2	1,2-Dichloroethane	ND		ug/L	0.12	0.50	1	EPA SW846-8260B	09/28/2012 11:53	09/29/2012 02:48	SS
78-87-5	1,2-Dichloropropane	ND		ug/L	0.051	0.50	1	EPA SW846-8260B	09/28/2012 11:53	09/29/2012 02:48	SS
108-67-8	1,3,5-Trimethylbenzene	ND		ug/L	0.059	0.50	1	EPA SW846-8260B	09/28/2012 11:53	09/29/2012 02:48	SS
541-73-1	1,3-Dichlorobenzene	ND		ug/L	0.048	0.50	1	EPA SW846-8260B	09/28/2012 11:53	09/29/2012 02:48	SS
142-28-9	1,3-Dichloropropane	ND		ug/L	0.12	0.50	1	EPA SW846-8260B	09/28/2012 11:53	09/29/2012 02:48	SS
106-46-7	1,4-Dichlorobenzene	ND		ug/L	0.048	0.50	1	EPA SW846-8260B	09/28/2012 11:53	09/29/2012 02:48	SS
594-20-7	2,2-Dichloropropane	ND		ug/L	0.096	0.50	1	EPA SW846-8260B	09/28/2012 11:53	09/29/2012 02:48	SS
95-49-8	2-Chlorotoluene	ND		ug/L	0.084	0.50	1	EPA SW846-8260B	09/28/2012 11:53	09/29/2012 02:48	SS
591-78-6	2-Hexanone	ND		ug/L	0.24	0.50	1	EPA SW846-8260B	09/28/2012 11:53	09/29/2012 02:48	SS
106-43-4	4-Chlorotoluene	ND		ug/L	0.072	0.50	1	EPA SW846-8260B	09/28/2012 11:53	09/29/2012 02:48	SS
67-64-1	Acetone	ND		ug/L	0.90	2.0	1	EPA SW846-8260B	09/28/2012 11:53	09/29/2012 02:48	SS
71-43-2	Benzene	ND		ug/L	0.044	0.50	1	EPA SW846-8260B	09/28/2012 11:53	09/29/2012 02:48	SS
108-86-1	Bromobenzene	ND		ug/L	0.081	0.50	1	EPA SW846-8260B	09/28/2012 11:53	09/29/2012 02:48	SS
74-97-5	Bromochloromethane	ND		ug/L	0.10	0.50	1	EPA SW846-8260B	09/28/2012 11:53	09/29/2012 02:48	SS
75-27-4	Bromodichloromethane	ND		ug/L	0.054	0.50	1	EPA SW846-8260B	09/28/2012 11:53	09/29/2012 02:48	SS
75-25-2	Bromoform	ND		ug/L	0.079	0.50	1	EPA SW846-8260B	09/28/2012 11:53	09/29/2012 02:48	SS
74-83-9	Bromomethane	ND		ug/L	0.20	0.50	1	EPA SW846-8260B	09/28/2012 11:53	09/29/2012 02:48	SS
56-23-5	Carbon tetrachloride	ND		ug/L	0.085	0.50	1	EPA SW846-8260B	09/28/2012 11:53	09/29/2012 02:48	SS
108-90-7	Chlorobenzene	ND		ug/L	0.063	0.50	1	EPA SW846-8260B	09/28/2012 11:53	09/29/2012 02:48	SS

Sample Information

Client Sample ID: GWQ091812:1155NP1-1-7

York Sample ID: 1210749-06

York Project (SDG) No.
1210749

Client Project ID
Rowe Industries

Matrix
Water

Collection Date/Time
September 18, 2012 11:55 am

Date Received
09/21/2012

Volatile Organics, 8260 List - Low Level

Log-in Notes:

Sample Notes:

Sample Prepared by Method: EPA 5030B

CAS No.	Parameter	Result	Flag	Units	MDL	RL	Dilution	Reference Method	Date/Time Prepared	Date/Time Analyzed	Analyst
75-00-3	Chloroethane	ND		ug/L	0.090	0.50	1	EPA SW846-8260B	09/28/2012 11:53	09/29/2012 02:48	SS
67-66-3	Chloroform	0.26	J	ug/L	0.079	0.50	1	EPA SW846-8260B	09/28/2012 11:53	09/29/2012 02:48	SS
74-87-3	Chloromethane	ND		ug/L	0.076	0.50	1	EPA SW846-8260B	09/28/2012 11:53	09/29/2012 02:48	SS
156-59-2	cis-1,2-Dichloroethylene	ND		ug/L	0.069	0.50	1	EPA SW846-8260B	09/28/2012 11:53	09/29/2012 02:48	SS
10061-01-5	cis-1,3-Dichloropropylene	ND		ug/L	0.067	0.50	1	EPA SW846-8260B	09/28/2012 11:53	09/29/2012 02:48	SS
124-48-1	Dibromochloromethane	ND		ug/L	0.053	0.50	1	EPA SW846-8260B	09/28/2012 11:53	09/29/2012 02:48	SS
74-95-3	Dibromomethane	ND		ug/L	0.12	0.50	1	EPA SW846-8260B	09/28/2012 11:53	09/29/2012 02:48	SS
75-71-8	Dichlorodifluoromethane	ND		ug/L	0.092	0.50	1	EPA SW846-8260B	09/28/2012 11:53	09/29/2012 02:48	SS
100-41-4	Ethyl Benzene	ND		ug/L	0.057	0.50	1	EPA SW846-8260B	09/28/2012 11:53	09/29/2012 02:48	SS
87-68-3	Hexachlorobutadiene	ND		ug/L	0.12	0.50	1	EPA SW846-8260B	09/28/2012 11:53	09/29/2012 02:48	SS
98-82-8	Isopropylbenzene	ND		ug/L	0.056	0.50	1	EPA SW846-8260B	09/28/2012 11:53	09/29/2012 02:48	SS
1634-04-4	Methyl tert-butyl ether (MTBE)	ND		ug/L	0.48	0.50	1	EPA SW846-8260B	09/28/2012 11:53	09/29/2012 02:48	SS
75-09-2	Methylene chloride	1.3	J, B	ug/L	0.26	2.0	1	EPA SW846-8260B	09/28/2012 11:53	09/29/2012 02:48	SS
91-20-3	Naphthalene	ND		ug/L	0.090	2.0	1	EPA SW846-8260B	09/28/2012 11:53	09/29/2012 02:48	SS
104-51-8	n-Butylbenzene	ND		ug/L	0.083	0.50	1	EPA SW846-8260B	09/28/2012 11:53	09/29/2012 02:48	SS
103-65-1	n-Propylbenzene	ND		ug/L	0.068	0.50	1	EPA SW846-8260B	09/28/2012 11:53	09/29/2012 02:48	SS
95-47-6	o-Xylene	ND		ug/L	0.050	0.50	1	EPA SW846-8260B	09/28/2012 11:53	09/29/2012 02:48	SS
1330-20-7P/M	p- & m- Xylenes	ND		ug/L	0.090	1.0	1	EPA SW846-8260B	09/28/2012 11:53	09/29/2012 02:48	SS
99-87-6	p-Isopropyltoluene	ND		ug/L	0.044	0.50	1	EPA SW846-8260B	09/28/2012 11:53	09/29/2012 02:48	SS
135-98-8	sec-Butylbenzene	ND		ug/L	0.050	0.50	1	EPA SW846-8260B	09/28/2012 11:53	09/29/2012 02:48	SS
100-42-5	Styrene	ND		ug/L	0.043	0.50	1	EPA SW846-8260B	09/28/2012 11:53	09/29/2012 02:48	SS
98-06-6	tert-Butylbenzene	ND		ug/L	0.050	0.50	1	EPA SW846-8260B	09/28/2012 11:53	09/29/2012 02:48	SS
127-18-4	Tetrachloroethylene	0.76		ug/L	0.070	0.50	1	EPA SW846-8260B	09/28/2012 11:53	09/29/2012 02:48	SS
108-88-3	Toluene	ND		ug/L	0.042	0.50	1	EPA SW846-8260B	09/28/2012 11:53	09/29/2012 02:48	SS
156-60-5	trans-1,2-Dichloroethylene	ND		ug/L	0.085	0.50	1	EPA SW846-8260B	09/28/2012 11:53	09/29/2012 02:48	SS
10061-02-6	trans-1,3-Dichloropropylene	ND		ug/L	0.060	0.50	1	EPA SW846-8260B	09/28/2012 11:53	09/29/2012 02:48	SS
79-01-6	Trichloroethylene	ND		ug/L	0.071	0.50	1	EPA SW846-8260B	09/28/2012 11:53	09/29/2012 02:48	SS
75-69-4	Trichlorofluoromethane	ND		ug/L	0.094	0.50	1	EPA SW846-8260B	09/28/2012 11:53	09/29/2012 02:48	SS
75-01-4	Vinyl Chloride	ND		ug/L	0.062	0.50	1	EPA SW846-8260B	09/28/2012 11:53	09/29/2012 02:48	SS
1330-20-7	Xylenes, Total	ND		ug/L	0.12	1.5	1	EPA SW846-8260B	09/28/2012 11:53	09/29/2012 02:48	SS

Surrogate Recoveries

Result

Acceptance Range

17060-07-0	Surrogate: 1,2-Dichloroethane-d4	102 %	72.6-129
460-00-4	Surrogate: p-Bromofluorobenzene	94.0 %	63.5-145
2037-26-5	Surrogate: Toluene-d8	103 %	81.2-127

Sample Information

Client Sample ID: GWQ092012:1431NP1-1-8

York Sample ID: 1210749-07

York Project (SDG) No.
1210749

Client Project ID
Rowe Industries

Matrix
Water

Collection Date/Time
September 20, 2012 2:31 pm

Date Received
09/21/2012

Volatile Organics, 8260 List - Low Level

Log-in Notes:

Sample Notes:

Sample Prepared by Method: EPA 5030B

CAS No.	Parameter	Result	Flag	Units	MDL	RL	Dilution	Reference Method	Date/Time Prepared	Date/Time Analyzed	Analyst
630-20-6	1,1,1,2-Tetrachloroethane	ND		ug/L	0.071	0.50	1	EPA SW846-8260B	09/28/2012 11:53	09/29/2012 03:22	SS
71-55-6	1,1,1-Trichloroethane	ND		ug/L	0.024	0.50	1	EPA SW846-8260B	09/28/2012 11:53	09/29/2012 03:22	SS
79-34-5	1,1,2,2-Tetrachloroethane	ND		ug/L	0.17	0.50	1	EPA SW846-8260B	09/28/2012 11:53	09/29/2012 03:22	SS
76-13-1	1,2-Trichloro-1,2,2-trifluoroethane (Freon 113)	ND		ug/L	0.074	0.50	1	EPA SW846-8260B	09/28/2012 11:53	09/29/2012 03:22	SS
79-00-5	1,1,2-Trichloroethane	ND		ug/L	0.070	0.50	1	EPA SW846-8260B	09/28/2012 11:53	09/29/2012 03:22	SS
75-34-3	1,1-Dichloroethane	ND		ug/L	0.044	0.50	1	EPA SW846-8260B	09/28/2012 11:53	09/29/2012 03:22	SS
75-35-4	1,1-Dichloroethylene	ND		ug/L	0.044	0.50	1	EPA SW846-8260B	09/28/2012 11:53	09/29/2012 03:22	SS
563-58-6	1,1-Dichloropropylene	ND		ug/L	0.11	0.50	1	EPA SW846-8260B	09/28/2012 11:53	09/29/2012 03:22	SS
87-61-6	1,2,3-Trichlorobenzene	ND		ug/L	0.12	2.0	1	EPA SW846-8260B	09/28/2012 11:53	09/29/2012 03:22	SS
96-18-4	1,2,3-Trichloropropane	ND		ug/L	0.17	0.50	1	EPA SW846-8260B	09/28/2012 11:53	09/29/2012 03:22	SS
120-82-1	1,2,4-Trichlorobenzene	ND		ug/L	0.11	2.0	1	EPA SW846-8260B	09/28/2012 11:53	09/29/2012 03:22	SS
95-63-6	1,2,4-Trimethylbenzene	ND		ug/L	0.068	0.50	1	EPA SW846-8260B	09/28/2012 11:53	09/29/2012 03:22	SS
96-12-8	1,2-Dibromo-3-chloropropane	ND		ug/L	0.46	2.0	1	EPA SW846-8260B	09/28/2012 11:53	09/29/2012 03:22	SS
106-93-4	1,2-Dibromoethane	ND		ug/L	0.15	0.50	1	EPA SW846-8260B	09/28/2012 11:53	09/29/2012 03:22	SS
95-50-1	1,2-Dichlorobenzene	ND		ug/L	0.071	0.50	1	EPA SW846-8260B	09/28/2012 11:53	09/29/2012 03:22	SS
107-06-2	1,2-Dichloroethane	ND		ug/L	0.12	0.50	1	EPA SW846-8260B	09/28/2012 11:53	09/29/2012 03:22	SS
78-87-5	1,2-Dichloropropane	ND		ug/L	0.051	0.50	1	EPA SW846-8260B	09/28/2012 11:53	09/29/2012 03:22	SS
108-67-8	1,3,5-Trimethylbenzene	ND		ug/L	0.059	0.50	1	EPA SW846-8260B	09/28/2012 11:53	09/29/2012 03:22	SS
541-73-1	1,3-Dichlorobenzene	ND		ug/L	0.048	0.50	1	EPA SW846-8260B	09/28/2012 11:53	09/29/2012 03:22	SS
142-28-9	1,3-Dichloropropane	ND		ug/L	0.12	0.50	1	EPA SW846-8260B	09/28/2012 11:53	09/29/2012 03:22	SS
106-46-7	1,4-Dichlorobenzene	ND		ug/L	0.048	0.50	1	EPA SW846-8260B	09/28/2012 11:53	09/29/2012 03:22	SS
594-20-7	2,2-Dichloropropane	ND		ug/L	0.096	0.50	1	EPA SW846-8260B	09/28/2012 11:53	09/29/2012 03:22	SS
95-49-8	2-Chlorotoluene	ND		ug/L	0.084	0.50	1	EPA SW846-8260B	09/28/2012 11:53	09/29/2012 03:22	SS
591-78-6	2-Hexanone	ND		ug/L	0.24	0.50	1	EPA SW846-8260B	09/28/2012 11:53	09/29/2012 03:22	SS
106-43-4	4-Chlorotoluene	ND		ug/L	0.072	0.50	1	EPA SW846-8260B	09/28/2012 11:53	09/29/2012 03:22	SS
67-64-1	Acetone	ND		ug/L	0.90	2.0	1	EPA SW846-8260B	09/28/2012 11:53	09/29/2012 03:22	SS
71-43-2	Benzene	ND		ug/L	0.044	0.50	1	EPA SW846-8260B	09/28/2012 11:53	09/29/2012 03:22	SS
108-86-1	Bromobenzene	ND		ug/L	0.081	0.50	1	EPA SW846-8260B	09/28/2012 11:53	09/29/2012 03:22	SS
74-97-5	Bromochloromethane	ND		ug/L	0.10	0.50	1	EPA SW846-8260B	09/28/2012 11:53	09/29/2012 03:22	SS
75-27-4	Bromodichloromethane	ND		ug/L	0.054	0.50	1	EPA SW846-8260B	09/28/2012 11:53	09/29/2012 03:22	SS
75-25-2	Bromoform	ND		ug/L	0.079	0.50	1	EPA SW846-8260B	09/28/2012 11:53	09/29/2012 03:22	SS
74-83-9	Bromomethane	ND		ug/L	0.20	0.50	1	EPA SW846-8260B	09/28/2012 11:53	09/29/2012 03:22	SS
56-23-5	Carbon tetrachloride	ND		ug/L	0.085	0.50	1	EPA SW846-8260B	09/28/2012 11:53	09/29/2012 03:22	SS
108-90-7	Chlorobenzene	ND		ug/L	0.063	0.50	1	EPA SW846-8260B	09/28/2012 11:53	09/29/2012 03:22	SS

Sample Information

Client Sample ID: GWQ092012:1431NP1-1-8

York Sample ID: 1210749-07

York Project (SDG) No.
1210749

Client Project ID
Rowe Industries

Matrix
Water

Collection Date/Time
September 20, 2012 2:31 pm

Date Received
09/21/2012

Volatile Organics, 8260 List - Low Level

Log-in Notes:

Sample Notes:

Sample Prepared by Method: EPA 5030B

CAS No.	Parameter	Result	Flag	Units	MDL	RL	Dilution	Reference Method	Date/Time Prepared	Date/Time Analyzed	Analyst
75-00-3	Chloroethane	ND		ug/L	0.090	0.50	1	EPA SW846-8260B	09/28/2012 11:53	09/29/2012 03:22	SS
67-66-3	Chloroform	ND		ug/L	0.079	0.50	1	EPA SW846-8260B	09/28/2012 11:53	09/29/2012 03:22	SS
74-87-3	Chloromethane	ND		ug/L	0.076	0.50	1	EPA SW846-8260B	09/28/2012 11:53	09/29/2012 03:22	SS
156-59-2	cis-1,2-Dichloroethylene	ND		ug/L	0.069	0.50	1	EPA SW846-8260B	09/28/2012 11:53	09/29/2012 03:22	SS
10061-01-5	cis-1,3-Dichloropropylene	ND		ug/L	0.067	0.50	1	EPA SW846-8260B	09/28/2012 11:53	09/29/2012 03:22	SS
124-48-1	Dibromochloromethane	ND		ug/L	0.053	0.50	1	EPA SW846-8260B	09/28/2012 11:53	09/29/2012 03:22	SS
74-95-3	Dibromomethane	ND		ug/L	0.12	0.50	1	EPA SW846-8260B	09/28/2012 11:53	09/29/2012 03:22	SS
75-71-8	Dichlorodifluoromethane	ND		ug/L	0.092	0.50	1	EPA SW846-8260B	09/28/2012 11:53	09/29/2012 03:22	SS
100-41-4	Ethyl Benzene	ND		ug/L	0.057	0.50	1	EPA SW846-8260B	09/28/2012 11:53	09/29/2012 03:22	SS
87-68-3	Hexachlorobutadiene	ND		ug/L	0.12	0.50	1	EPA SW846-8260B	09/28/2012 11:53	09/29/2012 03:22	SS
98-82-8	Isopropylbenzene	ND		ug/L	0.056	0.50	1	EPA SW846-8260B	09/28/2012 11:53	09/29/2012 03:22	SS
1634-04-4	Methyl tert-butyl ether (MTBE)	ND		ug/L	0.48	0.50	1	EPA SW846-8260B	09/28/2012 11:53	09/29/2012 03:22	SS
75-09-2	Methylene chloride	1.2	J, B	ug/L	0.26	2.0	1	EPA SW846-8260B	09/28/2012 11:53	09/29/2012 03:22	SS
91-20-3	Naphthalene	ND		ug/L	0.090	2.0	1	EPA SW846-8260B	09/28/2012 11:53	09/29/2012 03:22	SS
104-51-8	n-Butylbenzene	ND		ug/L	0.083	0.50	1	EPA SW846-8260B	09/28/2012 11:53	09/29/2012 03:22	SS
103-65-1	n-Propylbenzene	ND		ug/L	0.068	0.50	1	EPA SW846-8260B	09/28/2012 11:53	09/29/2012 03:22	SS
95-47-6	o-Xylene	ND		ug/L	0.050	0.50	1	EPA SW846-8260B	09/28/2012 11:53	09/29/2012 03:22	SS
1330-20-7P/M	p- & m- Xylenes	ND		ug/L	0.090	1.0	1	EPA SW846-8260B	09/28/2012 11:53	09/29/2012 03:22	SS
99-87-6	p-Isopropyltoluene	ND		ug/L	0.044	0.50	1	EPA SW846-8260B	09/28/2012 11:53	09/29/2012 03:22	SS
135-98-8	sec-Butylbenzene	ND		ug/L	0.050	0.50	1	EPA SW846-8260B	09/28/2012 11:53	09/29/2012 03:22	SS
100-42-5	Styrene	ND		ug/L	0.043	0.50	1	EPA SW846-8260B	09/28/2012 11:53	09/29/2012 03:22	SS
98-06-6	tert-Butylbenzene	ND		ug/L	0.050	0.50	1	EPA SW846-8260B	09/28/2012 11:53	09/29/2012 03:22	SS
127-18-4	Tetrachloroethylene	0.10	J	ug/L	0.070	0.50	1	EPA SW846-8260B	09/28/2012 11:53	09/29/2012 03:22	SS
108-88-3	Toluene	ND		ug/L	0.042	0.50	1	EPA SW846-8260B	09/28/2012 11:53	09/29/2012 03:22	SS
156-60-5	trans-1,2-Dichloroethylene	ND		ug/L	0.085	0.50	1	EPA SW846-8260B	09/28/2012 11:53	09/29/2012 03:22	SS
10061-02-6	trans-1,3-Dichloropropylene	ND		ug/L	0.060	0.50	1	EPA SW846-8260B	09/28/2012 11:53	09/29/2012 03:22	SS
79-01-6	Trichloroethylene	ND		ug/L	0.071	0.50	1	EPA SW846-8260B	09/28/2012 11:53	09/29/2012 03:22	SS
75-69-4	Trichlorofluoromethane	ND		ug/L	0.094	0.50	1	EPA SW846-8260B	09/28/2012 11:53	09/29/2012 03:22	SS
75-01-4	Vinyl Chloride	ND		ug/L	0.062	0.50	1	EPA SW846-8260B	09/28/2012 11:53	09/29/2012 03:22	SS
1330-20-7	Xylenes, Total	ND		ug/L	0.12	1.5	1	EPA SW846-8260B	09/28/2012 11:53	09/29/2012 03:22	SS
	Surrogate Recoveries	Result			Acceptance Range						
17060-07-0	Surrogate: 1,2-Dichloroethane-d4	104 %			72.6-129						
460-00-4	Surrogate: p-Bromofluorobenzene	94.7 %			63.5-145						
2037-26-5	Surrogate: Toluene-d8	102 %			81.2-127						

Sample Information

Client Sample ID: GWQ091912:1618NP1-1-9

York Sample ID: 1210749-08

York Project (SDG) No.
1210749

Client Project ID
Rowe Industries

Matrix
Water

Collection Date/Time
September 19, 2012 4:18 pm

Date Received
09/21/2012

Volatile Organics, 8260 List - Low Level

Log-in Notes:

Sample Notes:

Sample Prepared by Method: EPA 5030B

CAS No.	Parameter	Result	Flag	Units	MDL	RL	Dilution	Reference Method	Date/Time Prepared	Date/Time Analyzed	Analyst
630-20-6	1,1,1,2-Tetrachloroethane	ND		ug/L	0.071	0.50	1	EPA SW846-8260B	09/28/2012 11:53	09/29/2012 03:56	SS
71-55-6	1,1,1-Trichloroethane	ND		ug/L	0.024	0.50	1	EPA SW846-8260B	09/28/2012 11:53	09/29/2012 03:56	SS
79-34-5	1,1,2,2-Tetrachloroethane	ND		ug/L	0.17	0.50	1	EPA SW846-8260B	09/28/2012 11:53	09/29/2012 03:56	SS
76-13-1	1,2-Trichloro-1,2,2-trifluoroethane (Freon 113)	ND		ug/L	0.074	0.50	1	EPA SW846-8260B	09/28/2012 11:53	09/29/2012 03:56	SS
79-00-5	1,1,2-Trichloroethane	ND		ug/L	0.070	0.50	1	EPA SW846-8260B	09/28/2012 11:53	09/29/2012 03:56	SS
75-34-3	1,1-Dichloroethane	ND		ug/L	0.044	0.50	1	EPA SW846-8260B	09/28/2012 11:53	09/29/2012 03:56	SS
75-35-4	1,1-Dichloroethylene	ND		ug/L	0.044	0.50	1	EPA SW846-8260B	09/28/2012 11:53	09/29/2012 03:56	SS
563-58-6	1,1-Dichloropropylene	ND		ug/L	0.11	0.50	1	EPA SW846-8260B	09/28/2012 11:53	09/29/2012 03:56	SS
87-61-6	1,2,3-Trichlorobenzene	ND		ug/L	0.12	2.0	1	EPA SW846-8260B	09/28/2012 11:53	09/29/2012 03:56	SS
96-18-4	1,2,3-Trichloropropane	ND		ug/L	0.17	0.50	1	EPA SW846-8260B	09/28/2012 11:53	09/29/2012 03:56	SS
120-82-1	1,2,4-Trichlorobenzene	ND		ug/L	0.11	2.0	1	EPA SW846-8260B	09/28/2012 11:53	09/29/2012 03:56	SS
95-63-6	1,2,4-Trimethylbenzene	ND		ug/L	0.068	0.50	1	EPA SW846-8260B	09/28/2012 11:53	09/29/2012 03:56	SS
96-12-8	1,2-Dibromo-3-chloropropane	ND		ug/L	0.46	2.0	1	EPA SW846-8260B	09/28/2012 11:53	09/29/2012 03:56	SS
106-93-4	1,2-Dibromoethane	ND		ug/L	0.15	0.50	1	EPA SW846-8260B	09/28/2012 11:53	09/29/2012 03:56	SS
95-50-1	1,2-Dichlorobenzene	ND		ug/L	0.071	0.50	1	EPA SW846-8260B	09/28/2012 11:53	09/29/2012 03:56	SS
107-06-2	1,2-Dichloroethane	ND		ug/L	0.12	0.50	1	EPA SW846-8260B	09/28/2012 11:53	09/29/2012 03:56	SS
78-87-5	1,2-Dichloropropane	ND		ug/L	0.051	0.50	1	EPA SW846-8260B	09/28/2012 11:53	09/29/2012 03:56	SS
108-67-8	1,3,5-Trimethylbenzene	ND		ug/L	0.059	0.50	1	EPA SW846-8260B	09/28/2012 11:53	09/29/2012 03:56	SS
541-73-1	1,3-Dichlorobenzene	ND		ug/L	0.048	0.50	1	EPA SW846-8260B	09/28/2012 11:53	09/29/2012 03:56	SS
142-28-9	1,3-Dichloropropane	ND		ug/L	0.12	0.50	1	EPA SW846-8260B	09/28/2012 11:53	09/29/2012 03:56	SS
106-46-7	1,4-Dichlorobenzene	ND		ug/L	0.048	0.50	1	EPA SW846-8260B	09/28/2012 11:53	09/29/2012 03:56	SS
594-20-7	2,2-Dichloropropane	ND		ug/L	0.096	0.50	1	EPA SW846-8260B	09/28/2012 11:53	09/29/2012 03:56	SS
95-49-8	2-Chlorotoluene	ND		ug/L	0.084	0.50	1	EPA SW846-8260B	09/28/2012 11:53	09/29/2012 03:56	SS
591-78-6	2-Hexanone	ND		ug/L	0.24	0.50	1	EPA SW846-8260B	09/28/2012 11:53	09/29/2012 03:56	SS
106-43-4	4-Chlorotoluene	ND		ug/L	0.072	0.50	1	EPA SW846-8260B	09/28/2012 11:53	09/29/2012 03:56	SS
67-64-1	Acetone	ND		ug/L	0.90	2.0	1	EPA SW846-8260B	09/28/2012 11:53	09/29/2012 03:56	SS
71-43-2	Benzene	ND		ug/L	0.044	0.50	1	EPA SW846-8260B	09/28/2012 11:53	09/29/2012 03:56	SS
108-86-1	Bromobenzene	ND		ug/L	0.081	0.50	1	EPA SW846-8260B	09/28/2012 11:53	09/29/2012 03:56	SS
74-97-5	Bromochloromethane	ND		ug/L	0.10	0.50	1	EPA SW846-8260B	09/28/2012 11:53	09/29/2012 03:56	SS
75-27-4	Bromodichloromethane	ND		ug/L	0.054	0.50	1	EPA SW846-8260B	09/28/2012 11:53	09/29/2012 03:56	SS
75-25-2	Bromoform	ND		ug/L	0.079	0.50	1	EPA SW846-8260B	09/28/2012 11:53	09/29/2012 03:56	SS
74-83-9	Bromomethane	ND		ug/L	0.20	0.50	1	EPA SW846-8260B	09/28/2012 11:53	09/29/2012 03:56	SS
56-23-5	Carbon tetrachloride	ND		ug/L	0.085	0.50	1	EPA SW846-8260B	09/28/2012 11:53	09/29/2012 03:56	SS
108-90-7	Chlorobenzene	ND		ug/L	0.063	0.50	1	EPA SW846-8260B	09/28/2012 11:53	09/29/2012 03:56	SS

Sample Information

Client Sample ID: GWQ091912:1618NP1-1-9

York Sample ID: 1210749-08

York Project (SDG) No.
1210749

Client Project ID
Rowe Industries

Matrix
Water

Collection Date/Time
September 19, 2012 4:18 pm

Date Received
09/21/2012

Volatile Organics, 8260 List - Low Level

Log-in Notes:

Sample Notes:

Sample Prepared by Method: EPA 5030B

CAS No.	Parameter	Result	Flag	Units	MDL	RL	Dilution	Reference Method	Date/Time Prepared	Date/Time Analyzed	Analyst
75-00-3	Chloroethane	ND		ug/L	0.090	0.50	1	EPA SW846-8260B	09/28/2012 11:53	09/29/2012 03:56	SS
67-66-3	Chloroform	ND		ug/L	0.079	0.50	1	EPA SW846-8260B	09/28/2012 11:53	09/29/2012 03:56	SS
74-87-3	Chloromethane	ND		ug/L	0.076	0.50	1	EPA SW846-8260B	09/28/2012 11:53	09/29/2012 03:56	SS
156-59-2	cis-1,2-Dichloroethylene	ND		ug/L	0.069	0.50	1	EPA SW846-8260B	09/28/2012 11:53	09/29/2012 03:56	SS
10061-01-5	cis-1,3-Dichloropropylene	ND		ug/L	0.067	0.50	1	EPA SW846-8260B	09/28/2012 11:53	09/29/2012 03:56	SS
124-48-1	Dibromochloromethane	ND		ug/L	0.053	0.50	1	EPA SW846-8260B	09/28/2012 11:53	09/29/2012 03:56	SS
74-95-3	Dibromomethane	ND		ug/L	0.12	0.50	1	EPA SW846-8260B	09/28/2012 11:53	09/29/2012 03:56	SS
75-71-8	Dichlorodifluoromethane	ND		ug/L	0.092	0.50	1	EPA SW846-8260B	09/28/2012 11:53	09/29/2012 03:56	SS
100-41-4	Ethyl Benzene	ND		ug/L	0.057	0.50	1	EPA SW846-8260B	09/28/2012 11:53	09/29/2012 03:56	SS
87-68-3	Hexachlorobutadiene	ND		ug/L	0.12	0.50	1	EPA SW846-8260B	09/28/2012 11:53	09/29/2012 03:56	SS
98-82-8	Isopropylbenzene	ND		ug/L	0.056	0.50	1	EPA SW846-8260B	09/28/2012 11:53	09/29/2012 03:56	SS
1634-04-4	Methyl tert-butyl ether (MTBE)	ND		ug/L	0.48	0.50	1	EPA SW846-8260B	09/28/2012 11:53	09/29/2012 03:56	SS
75-09-2	Methylene chloride	1.2	J, B	ug/L	0.26	2.0	1	EPA SW846-8260B	09/28/2012 11:53	09/29/2012 03:56	SS
91-20-3	Naphthalene	ND		ug/L	0.090	2.0	1	EPA SW846-8260B	09/28/2012 11:53	09/29/2012 03:56	SS
104-51-8	n-Butylbenzene	ND		ug/L	0.083	0.50	1	EPA SW846-8260B	09/28/2012 11:53	09/29/2012 03:56	SS
103-65-1	n-Propylbenzene	ND		ug/L	0.068	0.50	1	EPA SW846-8260B	09/28/2012 11:53	09/29/2012 03:56	SS
95-47-6	o-Xylene	ND		ug/L	0.050	0.50	1	EPA SW846-8260B	09/28/2012 11:53	09/29/2012 03:56	SS
1330-20-7P/M	p- & m- Xylenes	ND		ug/L	0.090	1.0	1	EPA SW846-8260B	09/28/2012 11:53	09/29/2012 03:56	SS
99-87-6	p-Isopropyltoluene	ND		ug/L	0.044	0.50	1	EPA SW846-8260B	09/28/2012 11:53	09/29/2012 03:56	SS
135-98-8	sec-Butylbenzene	ND		ug/L	0.050	0.50	1	EPA SW846-8260B	09/28/2012 11:53	09/29/2012 03:56	SS
100-42-5	Styrene	ND		ug/L	0.043	0.50	1	EPA SW846-8260B	09/28/2012 11:53	09/29/2012 03:56	SS
98-06-6	tert-Butylbenzene	ND		ug/L	0.050	0.50	1	EPA SW846-8260B	09/28/2012 11:53	09/29/2012 03:56	SS
127-18-4	Tetrachloroethylene	ND		ug/L	0.070	0.50	1	EPA SW846-8260B	09/28/2012 11:53	09/29/2012 03:56	SS
108-88-3	Toluene	ND		ug/L	0.042	0.50	1	EPA SW846-8260B	09/28/2012 11:53	09/29/2012 03:56	SS
156-60-5	trans-1,2-Dichloroethylene	ND		ug/L	0.085	0.50	1	EPA SW846-8260B	09/28/2012 11:53	09/29/2012 03:56	SS
10061-02-6	trans-1,3-Dichloropropylene	ND		ug/L	0.060	0.50	1	EPA SW846-8260B	09/28/2012 11:53	09/29/2012 03:56	SS
79-01-6	Trichloroethylene	ND		ug/L	0.071	0.50	1	EPA SW846-8260B	09/28/2012 11:53	09/29/2012 03:56	SS
75-69-4	Trichlorofluoromethane	ND		ug/L	0.094	0.50	1	EPA SW846-8260B	09/28/2012 11:53	09/29/2012 03:56	SS
75-01-4	Vinyl Chloride	ND		ug/L	0.062	0.50	1	EPA SW846-8260B	09/28/2012 11:53	09/29/2012 03:56	SS
1330-20-7	Xylenes, Total	ND		ug/L	0.12	1.5	1	EPA SW846-8260B	09/28/2012 11:53	09/29/2012 03:56	SS

Surrogate Recoveries

Result

Acceptance Range

17060-07-0 *Surrogate: 1,2-Dichloroethane-d4* 104 %
 460-00-4 *Surrogate: p-Bromofluorobenzene* 95.6 %
 2037-26-5 *Surrogate: Toluene-d8* 102 %

72.6-129
 63.5-145
 81.2-127

Sample Information

Client Sample ID: GWQ092012:1100NP1-1-1

York Sample ID: 1210749-09

York Project (SDG) No.
1210749

Client Project ID
Rowe Industries

Matrix
Water

Collection Date/Time
September 20, 2012 11:00 am

Date Received
09/21/2012

Volatile Organics, 8260 List - Low Level

Log-in Notes:

Sample Notes:

Sample Prepared by Method: EPA 5030B

CAS No.	Parameter	Result	Flag	Units	MDL	RL	Dilution	Reference Method	Date/Time Prepared	Date/Time Analyzed	Analyst
630-20-6	1,1,1,2-Tetrachloroethane	ND		ug/L	0.071	0.50	1	EPA SW846-8260B	09/28/2012 11:53	09/29/2012 04:29	SS
71-55-6	1,1,1-Trichloroethane	ND		ug/L	0.024	0.50	1	EPA SW846-8260B	09/28/2012 11:53	09/29/2012 04:29	SS
79-34-5	1,1,2,2-Tetrachloroethane	ND		ug/L	0.17	0.50	1	EPA SW846-8260B	09/28/2012 11:53	09/29/2012 04:29	SS
76-13-1	1,2-Trichloro-1,2,2-trifluoroethane (Freon 113)	ND		ug/L	0.074	0.50	1	EPA SW846-8260B	09/28/2012 11:53	09/29/2012 04:29	SS
79-00-5	1,1,2-Trichloroethane	ND		ug/L	0.070	0.50	1	EPA SW846-8260B	09/28/2012 11:53	09/29/2012 04:29	SS
75-34-3	1,1-Dichloroethane	ND		ug/L	0.044	0.50	1	EPA SW846-8260B	09/28/2012 11:53	09/29/2012 04:29	SS
75-35-4	1,1-Dichloroethylene	ND		ug/L	0.044	0.50	1	EPA SW846-8260B	09/28/2012 11:53	09/29/2012 04:29	SS
563-58-6	1,1-Dichloropropylene	ND		ug/L	0.11	0.50	1	EPA SW846-8260B	09/28/2012 11:53	09/29/2012 04:29	SS
87-61-6	1,2,3-Trichlorobenzene	ND		ug/L	0.12	2.0	1	EPA SW846-8260B	09/28/2012 11:53	09/29/2012 04:29	SS
96-18-4	1,2,3-Trichloropropane	ND		ug/L	0.17	0.50	1	EPA SW846-8260B	09/28/2012 11:53	09/29/2012 04:29	SS
120-82-1	1,2,4-Trichlorobenzene	ND		ug/L	0.11	2.0	1	EPA SW846-8260B	09/28/2012 11:53	09/29/2012 04:29	SS
95-63-6	1,2,4-Trimethylbenzene	ND		ug/L	0.068	0.50	1	EPA SW846-8260B	09/28/2012 11:53	09/29/2012 04:29	SS
96-12-8	1,2-Dibromo-3-chloropropane	ND		ug/L	0.46	2.0	1	EPA SW846-8260B	09/28/2012 11:53	09/29/2012 04:29	SS
106-93-4	1,2-Dibromoethane	ND		ug/L	0.15	0.50	1	EPA SW846-8260B	09/28/2012 11:53	09/29/2012 04:29	SS
95-50-1	1,2-Dichlorobenzene	ND		ug/L	0.071	0.50	1	EPA SW846-8260B	09/28/2012 11:53	09/29/2012 04:29	SS
107-06-2	1,2-Dichloroethane	ND		ug/L	0.12	0.50	1	EPA SW846-8260B	09/28/2012 11:53	09/29/2012 04:29	SS
78-87-5	1,2-Dichloropropane	ND		ug/L	0.051	0.50	1	EPA SW846-8260B	09/28/2012 11:53	09/29/2012 04:29	SS
108-67-8	1,3,5-Trimethylbenzene	ND		ug/L	0.059	0.50	1	EPA SW846-8260B	09/28/2012 11:53	09/29/2012 04:29	SS
541-73-1	1,3-Dichlorobenzene	ND		ug/L	0.048	0.50	1	EPA SW846-8260B	09/28/2012 11:53	09/29/2012 04:29	SS
142-28-9	1,3-Dichloropropane	ND		ug/L	0.12	0.50	1	EPA SW846-8260B	09/28/2012 11:53	09/29/2012 04:29	SS
106-46-7	1,4-Dichlorobenzene	ND		ug/L	0.048	0.50	1	EPA SW846-8260B	09/28/2012 11:53	09/29/2012 04:29	SS
594-20-7	2,2-Dichloropropane	ND		ug/L	0.096	0.50	1	EPA SW846-8260B	09/28/2012 11:53	09/29/2012 04:29	SS
95-49-8	2-Chlorotoluene	ND		ug/L	0.084	0.50	1	EPA SW846-8260B	09/28/2012 11:53	09/29/2012 04:29	SS
591-78-6	2-Hexanone	ND		ug/L	0.24	0.50	1	EPA SW846-8260B	09/28/2012 11:53	09/29/2012 04:29	SS
106-43-4	4-Chlorotoluene	ND		ug/L	0.072	0.50	1	EPA SW846-8260B	09/28/2012 11:53	09/29/2012 04:29	SS
67-64-1	Acetone	1.4	J, B	ug/L	0.90	2.0	1	EPA SW846-8260B	09/28/2012 11:53	09/29/2012 04:29	SS
71-43-2	Benzene	ND		ug/L	0.044	0.50	1	EPA SW846-8260B	09/28/2012 11:53	09/29/2012 04:29	SS
108-86-1	Bromobenzene	ND		ug/L	0.081	0.50	1	EPA SW846-8260B	09/28/2012 11:53	09/29/2012 04:29	SS
74-97-5	Bromochloromethane	ND		ug/L	0.10	0.50	1	EPA SW846-8260B	09/28/2012 11:53	09/29/2012 04:29	SS
75-27-4	Bromodichloromethane	ND		ug/L	0.054	0.50	1	EPA SW846-8260B	09/28/2012 11:53	09/29/2012 04:29	SS
75-25-2	Bromoform	ND		ug/L	0.079	0.50	1	EPA SW846-8260B	09/28/2012 11:53	09/29/2012 04:29	SS
74-83-9	Bromomethane	ND		ug/L	0.20	0.50	1	EPA SW846-8260B	09/28/2012 11:53	09/29/2012 04:29	SS
56-23-5	Carbon tetrachloride	ND		ug/L	0.085	0.50	1	EPA SW846-8260B	09/28/2012 11:53	09/29/2012 04:29	SS
108-90-7	Chlorobenzene	ND		ug/L	0.063	0.50	1	EPA SW846-8260B	09/28/2012 11:53	09/29/2012 04:29	SS

Sample Information

Client Sample ID: GWQ092012:1100NP1-1-1

York Sample ID: 1210749-09

York Project (SDG) No.
1210749

Client Project ID
Rowe Industries

Matrix
Water

Collection Date/Time
September 20, 2012 11:00 am

Date Received
09/21/2012

Volatile Organics, 8260 List - Low Level

Log-in Notes:

Sample Notes:

Sample Prepared by Method: EPA 5030B

CAS No.	Parameter	Result	Flag	Units	MDL	RL	Dilution	Reference Method	Date/Time Prepared	Date/Time Analyzed	Analyst
75-00-3	Chloroethane	ND		ug/L	0.090	0.50	1	EPA SW846-8260B	09/28/2012 11:53	09/29/2012 04:29	SS
67-66-3	Chloroform	0.72		ug/L	0.079	0.50	1	EPA SW846-8260B	09/28/2012 11:53	09/29/2012 04:29	SS
74-87-3	Chloromethane	ND		ug/L	0.076	0.50	1	EPA SW846-8260B	09/28/2012 11:53	09/29/2012 04:29	SS
156-59-2	cis-1,2-Dichloroethylene	ND		ug/L	0.069	0.50	1	EPA SW846-8260B	09/28/2012 11:53	09/29/2012 04:29	SS
10061-01-5	cis-1,3-Dichloropropylene	ND		ug/L	0.067	0.50	1	EPA SW846-8260B	09/28/2012 11:53	09/29/2012 04:29	SS
124-48-1	Dibromochloromethane	ND		ug/L	0.053	0.50	1	EPA SW846-8260B	09/28/2012 11:53	09/29/2012 04:29	SS
74-95-3	Dibromomethane	ND		ug/L	0.12	0.50	1	EPA SW846-8260B	09/28/2012 11:53	09/29/2012 04:29	SS
75-71-8	Dichlorodifluoromethane	ND		ug/L	0.092	0.50	1	EPA SW846-8260B	09/28/2012 11:53	09/29/2012 04:29	SS
100-41-4	Ethyl Benzene	ND		ug/L	0.057	0.50	1	EPA SW846-8260B	09/28/2012 11:53	09/29/2012 04:29	SS
87-68-3	Hexachlorobutadiene	ND		ug/L	0.12	0.50	1	EPA SW846-8260B	09/28/2012 11:53	09/29/2012 04:29	SS
98-82-8	Isopropylbenzene	ND		ug/L	0.056	0.50	1	EPA SW846-8260B	09/28/2012 11:53	09/29/2012 04:29	SS
1634-04-4	Methyl tert-butyl ether (MTBE)	ND		ug/L	0.48	0.50	1	EPA SW846-8260B	09/28/2012 11:53	09/29/2012 04:29	SS
75-09-2	Methylene chloride	1.2	J, B	ug/L	0.26	2.0	1	EPA SW846-8260B	09/28/2012 11:53	09/29/2012 04:29	SS
91-20-3	Naphthalene	ND		ug/L	0.090	2.0	1	EPA SW846-8260B	09/28/2012 11:53	09/29/2012 04:29	SS
104-51-8	n-Butylbenzene	ND		ug/L	0.083	0.50	1	EPA SW846-8260B	09/28/2012 11:53	09/29/2012 04:29	SS
103-65-1	n-Propylbenzene	ND		ug/L	0.068	0.50	1	EPA SW846-8260B	09/28/2012 11:53	09/29/2012 04:29	SS
95-47-6	o-Xylene	ND		ug/L	0.050	0.50	1	EPA SW846-8260B	09/28/2012 11:53	09/29/2012 04:29	SS
1330-20-7P/M	p- & m- Xylenes	ND		ug/L	0.090	1.0	1	EPA SW846-8260B	09/28/2012 11:53	09/29/2012 04:29	SS
99-87-6	p-Isopropyltoluene	ND		ug/L	0.044	0.50	1	EPA SW846-8260B	09/28/2012 11:53	09/29/2012 04:29	SS
135-98-8	sec-Butylbenzene	ND		ug/L	0.050	0.50	1	EPA SW846-8260B	09/28/2012 11:53	09/29/2012 04:29	SS
100-42-5	Styrene	ND		ug/L	0.043	0.50	1	EPA SW846-8260B	09/28/2012 11:53	09/29/2012 04:29	SS
98-06-6	tert-Butylbenzene	ND		ug/L	0.050	0.50	1	EPA SW846-8260B	09/28/2012 11:53	09/29/2012 04:29	SS
127-18-4	Tetrachloroethylene	ND		ug/L	0.070	0.50	1	EPA SW846-8260B	09/28/2012 11:53	09/29/2012 04:29	SS
108-88-3	Toluene	ND		ug/L	0.042	0.50	1	EPA SW846-8260B	09/28/2012 11:53	09/29/2012 04:29	SS
156-60-5	trans-1,2-Dichloroethylene	ND		ug/L	0.085	0.50	1	EPA SW846-8260B	09/28/2012 11:53	09/29/2012 04:29	SS
10061-02-6	trans-1,3-Dichloropropylene	ND		ug/L	0.060	0.50	1	EPA SW846-8260B	09/28/2012 11:53	09/29/2012 04:29	SS
79-01-6	Trichloroethylene	ND		ug/L	0.071	0.50	1	EPA SW846-8260B	09/28/2012 11:53	09/29/2012 04:29	SS
75-69-4	Trichlorofluoromethane	ND		ug/L	0.094	0.50	1	EPA SW846-8260B	09/28/2012 11:53	09/29/2012 04:29	SS
75-01-4	Vinyl Chloride	ND		ug/L	0.062	0.50	1	EPA SW846-8260B	09/28/2012 11:53	09/29/2012 04:29	SS
1330-20-7	Xylenes, Total	ND		ug/L	0.12	1.5	1	EPA SW846-8260B	09/28/2012 11:53	09/29/2012 04:29	SS

Surrogate Recoveries

Result

Acceptance Range

17060-07-0 *Surrogate: 1,2-Dichloroethane-d4* 105 %
 460-00-4 *Surrogate: p-Bromofluorobenzene* 94.2 %
 2037-26-5 *Surrogate: Toluene-d8* 103 %

72.6-129
 63.5-145
 81.2-127

Analytical Batch Summary

Batch ID: BI21162

Preparation Method: EPA 5030B

Prepared By: AY

YORK Sample ID	Client Sample ID	Preparation Date
12I0749-01	GWQ091812:1130NP1-1-2	09/28/12
12I0749-02	GWQ092012:942NP1-1-3	09/28/12
12I0749-03	GWQ091812:1210NP1-1-4	09/28/12
12I0749-04	GWQ092012:1741NP1-1-5	09/28/12
12I0749-05	GWQ091812:1145NP1-1-6	09/28/12
12I0749-06	GWQ091812:1155NP1-1-7	09/28/12
12I0749-07	GWQ092012:1431NP1-1-8	09/28/12
12I0749-08	GWQ091912:1618NP1-1-9	09/28/12
12I0749-09	GWQ092012:1100NP1-1-1	09/28/12
BI21162-BLK1	Blank	09/28/12
BI21162-BS1	LCS	09/28/12
BI21162-BSD1	LCS Dup	09/28/12
BI21162-MS1	Matrix Spike	09/28/12
BI21162-MSD1	Matrix Spike Dup	09/28/12

Volatile Organic Compounds by EPA SW846-8260B - Quality Control Data

York Analytical Laboratories, Inc.

Analyte	Result	Reporting Limit	Units	Spike Level	Source* Result	%REC	%REC Limits	Flag	RPD	RPD Limit	Flag
---------	--------	--------------------	-------	----------------	-------------------	------	----------------	------	-----	--------------	------

Batch BI21162 - EPA 5030B

Blank (BI21162-BLK1)

Prepared & Analyzed: 09/28/2012

1,1,1,2-Tetrachloroethane	ND	0.50	ug/L								
1,1,1-Trichloroethane	ND	0.50	"								
1,1,2,2-Tetrachloroethane	ND	0.50	"								
1,1,2-Trichloro-1,2,2-trifluoroethane (Freon 113)	ND	0.50	"								
1,1,2-Trichloroethane	ND	0.50	"								
1,1-Dichloroethane	ND	0.50	"								
1,1-Dichloroethylene	ND	0.50	"								
1,1-Dichloropropylene	ND	0.50	"								
1,2,3-Trichlorobenzene	ND	2.0	"								
1,2,3-Trichloropropane	ND	0.50	"								
1,2,4-Trichlorobenzene	ND	2.0	"								
1,2,4-Trimethylbenzene	ND	0.50	"								
1,2-Dibromo-3-chloropropane	ND	2.0	"								
1,2-Dibromoethane	ND	0.50	"								
1,2-Dichlorobenzene	ND	0.50	"								
1,2-Dichloroethane	ND	0.50	"								
1,2-Dichloropropane	ND	0.50	"								
1,3,5-Trimethylbenzene	ND	0.50	"								
1,3-Dichlorobenzene	ND	0.50	"								
1,3-Dichloropropane	ND	0.50	"								
1,4-Dichlorobenzene	ND	0.50	"								
2,2-Dichloropropane	ND	0.50	"								
2-Chlorotoluene	ND	0.50	"								
2-Hexanone	ND	0.50	"								
4-Chlorotoluene	ND	0.50	"								
Acetone	3.0	2.0	"								
Benzene	ND	0.50	"								
Bromobenzene	ND	0.50	"								
Bromochloromethane	ND	0.50	"								
Bromodichloromethane	ND	0.50	"								
Bromoform	ND	0.50	"								
Bromomethane	ND	0.50	"								
Carbon tetrachloride	ND	0.50	"								
Chlorobenzene	ND	0.50	"								
Chloroethane	ND	0.50	"								
Chloroform	ND	0.50	"								
Chloromethane	ND	0.50	"								
cis-1,2-Dichloroethylene	ND	0.50	"								
cis-1,3-Dichloropropylene	ND	0.50	"								
Dibromochloromethane	ND	0.50	"								
Dibromomethane	ND	0.50	"								
Dichlorodifluoromethane	ND	0.50	"								
Ethyl Benzene	ND	0.50	"								
Hexachlorobutadiene	ND	0.50	"								
Isopropylbenzene	ND	0.50	"								
Methyl tert-butyl ether (MTBE)	ND	0.50	"								
Methylene chloride	2.3	2.0	"								
Naphthalene	0.50	2.0	"								
n-Butylbenzene	ND	0.50	"								
n-Propylbenzene	ND	0.50	"								
o-Xylene	ND	0.50	"								
p- & m- Xylenes	ND	1.0	"								
p-Isopropyltoluene	ND	0.50	"								
sec-Butylbenzene	ND	0.50	"								

Volatile Organic Compounds by EPA SW846-8260B - Quality Control Data

York Analytical Laboratories, Inc.

Analyte	Result	Reporting Limit	Units	Spike Level	Source* Result	%REC %REC	%REC Limits	Flag	RPD	RPD Limit	Flag
---------	--------	--------------------	-------	----------------	-------------------	--------------	----------------	------	-----	--------------	------

Batch BI21162 - EPA 5030B

Blank (BI21162-BLK1)

Prepared & Analyzed: 09/28/2012

Styrene	ND	0.50	ug/L							
tert-Butylbenzene	ND	0.50	"							
Tetrachloroethylene	ND	0.50	"							
Toluene	ND	0.50	"							
trans-1,2-Dichloroethylene	ND	0.50	"							
trans-1,3-Dichloropropylene	ND	0.50	"							
Trichloroethylene	ND	0.50	"							
Trichlorofluoromethane	ND	0.50	"							
Vinyl Chloride	ND	0.50	"							
Xylenes, Total	ND	1.5	"							

<i>Surrogate: 1,2-Dichloroethane-d4</i>	10.2		"	10.0		102	72.6-129			
<i>Surrogate: p-Bromofluorobenzene</i>	9.68		"	10.0		96.8	63.5-145			
<i>Surrogate: Toluene-d8</i>	10.3		"	10.0		103	81.2-127			

LCS (BI21162-BS1)

Prepared & Analyzed: 09/28/2012

1,1,1,2-Tetrachloroethane	10.3		ug/L	10.0		103	82.3-130			
1,1,1-Trichloroethane	10.4		"	10.0		104	75.6-137			
1,1,2,2-Tetrachloroethane	10.0		"	10.0		100	71.3-131			
1,1,2-Trichloro-1,2,2-trifluoroethane (Freon 113)	10.2		"	10.0		102	71.1-129			
1,1,2-Trichloroethane	9.92		"	10.0		99.2	74.5-129			
1,1-Dichloroethane	10.9		"	10.0		109	79.6-132			
1,1-Dichloroethylene	10.9		"	10.0		109	80.2-146			
1,1-Dichloropropylene	10.1		"	10.0		101	75-136			
1,2,3-Trichlorobenzene	9.36		"	10.0		93.6	66.1-136			
1,2,3-Trichloropropane	10.2		"	10.0		102	63-131			
1,2,4-Trichlorobenzene	8.81		"	10.0		88.1	70.6-136			
1,2,4-Trimethylbenzene	10.8		"	10.0		108	75.3-135			
1,2-Dibromo-3-chloropropane	9.80		"	10.0		98.0	58.9-140			
1,2-Dibromoethane	10.4		"	10.0		104	79-130			
1,2-Dichlorobenzene	9.28		"	10.0		92.8	76.1-122			
1,2-Dichloroethane	10.5		"	10.0		105	74.6-132			
1,2-Dichloropropane	10.5		"	10.0		105	76.9-129			
1,3,5-Trimethylbenzene	10.0		"	10.0		100	70.6-127			
1,3-Dichlorobenzene	8.92		"	10.0		89.2	77-124			
1,3-Dichloropropane	9.99		"	10.0		99.9	75.8-126			
1,4-Dichlorobenzene	9.08		"	10.0		90.8	76.6-125			
2,2-Dichloropropane	8.32		"	10.0		83.2	69-133			
2-Chlorotoluene	9.61		"	10.0		96.1	66.3-119			
2-Hexanone	10.7		"	10.0		107	70-130			
4-Chlorotoluene	9.78		"	10.0		97.8	69.2-127			
Acetone	18.2		"	10.0		182	70-130	High Bias		
Benzene	10.3		"	10.0		103	76.2-129			
Bromobenzene	9.54		"	10.0		95.4	71.3-123			
Bromochloromethane	10.9		"	10.0		109	70.8-137			
Bromodichloromethane	10.7		"	10.0		107	79.7-134			
Bromoform	9.78		"	10.0		97.8	70.5-141			
Bromomethane	8.15		"	10.0		81.5	43.9-147			
Carbon tetrachloride	10.5		"	10.0		105	78.1-138			
Chlorobenzene	10.2		"	10.0		102	80.4-125			
Chloroethane	10.4		"	10.0		104	55.8-140			
Chloroform	10.1		"	10.0		101	76.6-133			
Chloromethane	9.01		"	10.0		90.1	48.8-115			
cis-1,2-Dichloroethylene	10.2		"	10.0		102	75.1-128			
cis-1,3-Dichloropropylene	10.1		"	10.0		101	74.5-128			

Volatile Organic Compounds by EPA SW846-8260B - Quality Control Data

York Analytical Laboratories, Inc.

Analyte	Result	Reporting Limit	Units	Spike Level	Source* Result	%REC Limits	Flag	RPD	RPD Limit	Flag
Batch BI21162 - EPA 5030B										
LCS (BI21162-BS1)										
Prepared & Analyzed: 09/28/2012										
Dibromochloromethane	10.3		ug/L	10.0		103	79.8-134			
Dibromomethane	10.8		"	10.0		108	79-130			
Dichlorodifluoromethane	7.80		"	10.0		78.0	47.1-101			
Ethyl Benzene	10.6		"	10.0		106	80.8-128			
Hexachlorobutadiene	8.84		"	10.0		88.4	64.8-128			
Isopropylbenzene	10.8		"	10.0		108	75.5-135			
Methyl tert-butyl ether (MTBE)	10.8		"	10.0		108	65.1-140			
Methylene chloride	12.3		"	10.0		123	61.3-120	High Bias		
Naphthalene	10.3		"	10.0		103	62.3-148			
n-Butylbenzene	9.67		"	10.0		96.7	67.2-123			
n-Propylbenzene	9.85		"	10.0		98.5	70.5-127			
o-Xylene	10.1		"	10.0		101	75.9-122			
p- & m- Xylenes	21.2		"	20.0		106	77.7-127			
p-Isopropyltoluene	9.95		"	10.0		99.5	75.6-129			
sec-Butylbenzene	9.90		"	10.0		99.0	71.5-125			
Styrene	11.2		"	10.0		112	77.8-123			
tert-Butylbenzene	10.4		"	10.0		104	75.9-151			
Tetrachloroethylene	9.54		"	10.0		95.4	63.6-167			
Toluene	10.4		"	10.0		104	77-123			
trans-1,2-Dichloroethylene	10.6		"	10.0		106	76.3-139			
trans-1,3-Dichloropropylene	9.73		"	10.0		97.3	72.5-137			
Trichloroethylene	10.4		"	10.0		104	77.9-130			
Trichlorofluoromethane	9.95		"	10.0		99.5	57.4-133			
Vinyl Chloride	9.88		"	10.0		98.8	54.9-124			
<i>Surrogate: 1,2-Dichloroethane-d4</i>	<i>9.70</i>		<i>"</i>	<i>10.0</i>		<i>97.0</i>	<i>72.6-129</i>			
<i>Surrogate: p-Bromofluorobenzene</i>	<i>9.60</i>		<i>"</i>	<i>10.0</i>		<i>96.0</i>	<i>63.5-145</i>			
<i>Surrogate: Toluene-d8</i>	<i>10.1</i>		<i>"</i>	<i>10.0</i>		<i>101</i>	<i>81.2-127</i>			

Volatile Organic Compounds by EPA SW846-8260B - Quality Control Data

York Analytical Laboratories, Inc.

Analyte	Result	Reporting Limit	Units	Spike Level	Source* Result	%REC Limits	Flag	RPD	RPD Limit	Flag
Batch BI21162 - EPA 5030B										
LCS Dup (BI21162-bsd1)										
Prepared & Analyzed: 09/28/2012										
1,1,1,2-Tetrachloroethane	10.6		ug/L	10.0		106	82.3-130	3.07	21.1	
1,1,1-Trichloroethane	10.7		"	10.0		107	75.6-137	3.23	19.7	
1,1,2,2-Tetrachloroethane	10.1		"	10.0		101	71.3-131	0.598	20.8	
1,1,2-Trichloro-1,2,2-trifluoroethane (Freon 113)	10.3		"	10.0		103	71.1-129	1.27	21.7	
1,1,2-Trichloroethane	10.4		"	10.0		104	74.5-129	4.34	20.3	
1,1-Dichloroethane	11.1		"	10.0		111	79.6-132	1.55	20.6	
1,1-Dichloroethylene	11.3		"	10.0		113	80.2-146	3.33	20	
1,1-Dichloropropylene	10.3		"	10.0		103	75-136	2.16	19.3	
1,2,3-Trichlorobenzene	9.69		"	10.0		96.9	66.1-136	3.46	21.6	
1,2,3-Trichloropropane	9.98		"	10.0		99.8	63-131	1.79	23.9	
1,2,4-Trichlorobenzene	9.37		"	10.0		93.7	70.6-136	6.16	21.7	
1,2,4-Trimethylbenzene	11.0		"	10.0		110	75.3-135	1.83	18.8	
1,2-Dibromo-3-chloropropane	9.78		"	10.0		97.8	58.9-140	0.204	27.7	
1,2-Dibromoethane	10.3		"	10.0		103	79-130	0.772	23	
1,2-Dichlorobenzene	9.78		"	10.0		97.8	76.1-122	5.25	19.8	
1,2-Dichloroethane	10.7		"	10.0		107	74.6-132	1.51	20.2	
1,2-Dichloropropane	10.5		"	10.0		105	76.9-129	0.191	20.7	
1,3,5-Trimethylbenzene	10.1		"	10.0		101	70.6-127	0.794	18.9	
1,3-Dichlorobenzene	9.44		"	10.0		94.4	77-124	5.66	19.2	
1,3-Dichloropropane	10.2		"	10.0		102	75.8-126	2.18	22.1	
1,4-Dichlorobenzene	9.56		"	10.0		95.6	76.6-125	5.15	18.6	
2,2-Dichloropropane	8.41		"	10.0		84.1	69-133	1.08	19.8	
2-Chlorotoluene	10.2		"	10.0		102	66.3-119	6.25	21.6	
2-Hexanone	10.2		"	10.0		102	70-130	4.20	30	
4-Chlorotoluene	10.3		"	10.0		103	69.2-127	5.18	19	
Acetone	18.1		"	10.0		181	70-130	High Bias 0.992	30	
Benzene	10.6		"	10.0		106	76.2-129	3.25	19	
Bromobenzene	10.0		"	10.0		100	71.3-123	5.11	20.3	
Bromochloromethane	10.9		"	10.0		109	70.8-137	0.550	23.9	
Bromodichloromethane	10.7		"	10.0		107	79.7-134	0.187	21	
Bromoform	9.69		"	10.0		96.9	70.5-141	0.925	21.8	
Bromomethane	8.29		"	10.0		82.9	43.9-147	1.70	28.4	
Carbon tetrachloride	10.7		"	10.0		107	78.1-138	2.17	20.1	
Chlorobenzene	10.7		"	10.0		107	80.4-125	4.80	19.9	
Chloroethane	10.5		"	10.0		105	55.8-140	1.24	23.3	
Chloroform	10.6		"	10.0		106	76.6-133	4.64	20.3	
Chloromethane	9.31		"	10.0		93.1	48.8-115	3.28	24.5	
cis-1,2-Dichloroethylene	10.5		"	10.0		105	75.1-128	3.68	20.5	
cis-1,3-Dichloropropylene	10.2		"	10.0		102	74.5-128	0.593	19.9	
Dibromochloromethane	10.3		"	10.0		103	79.8-134	0.389	21.3	
Dibromomethane	10.6		"	10.0		106	79-130	1.88	22.4	
Dichlorodifluoromethane	7.86		"	10.0		78.6	47.1-101	0.766	23.9	
Ethyl Benzene	11.1		"	10.0		111	80.8-128	4.05	19.2	
Hexachlorobutadiene	9.66		"	10.0		96.6	64.8-128	8.86	20.6	
Isopropylbenzene	11.3		"	10.0		113	75.5-135	4.61	20	
Methyl tert-butyl ether (MTBE)	10.6		"	10.0		106	65.1-140	2.25	23.6	
Methylene chloride	12.5		"	10.0		125	61.3-120	High Bias 2.02	20.4	
Naphthalene	10.1		"	10.0		101	62.3-148	1.97	27.1	
n-Butylbenzene	10.2		"	10.0		102	67.2-123	5.63	19.1	
n-Propylbenzene	10.3		"	10.0		103	70.5-127	4.66	23.4	
o-Xylene	10.4		"	10.0		104	75.9-122	3.21	19.3	
p- & m- Xylenes	22.0		"	20.0		110	77.7-127	3.79	18.6	
p-Isopropyltoluene	10.5		"	10.0		105	75.6-129	5.66	19.1	
sec-Butylbenzene	10.4		"	10.0		104	71.5-125	5.12	18.9	

Volatile Organic Compounds by EPA SW846-8260B - Quality Control Data

York Analytical Laboratories, Inc.

Analyte	Result	Reporting Limit	Units	Spike Level	Source* Result	%REC	%REC Limits	Flag	RPD	RPD Limit	Flag
---------	--------	--------------------	-------	----------------	-------------------	------	----------------	------	-----	--------------	------

Batch BI21162 - EPA 5030B

LCS Dup (BI21162-BSD1)

Prepared & Analyzed: 09/28/2012

Styrene	11.0		ug/L	10.0		110	77.8-123		2.25	20.9	
tert-Butylbenzene	10.9		"	10.0		109	75.9-151		5.35	20.9	
Tetrachloroethylene	9.90		"	10.0		99.0	63.6-167		3.70	27.7	
Toluene	10.8		"	10.0		108	77-123		4.33	18.7	
trans-1,2-Dichloroethylene	11.0		"	10.0		110	76.3-139		3.88	19.5	
trans-1,3-Dichloropropylene	9.69		"	10.0		96.9	72.5-137		0.412	19.3	
Trichloroethylene	10.7		"	10.0		107	77.9-130		3.14	20.5	
Trichlorofluoromethane	10.3		"	10.0		103	57.4-133		3.55	21.4	
Vinyl Chloride	10.1		"	10.0		101	54.9-124		2.30	22.3	
<i>Surrogate: 1,2-Dichloroethane-d4</i>	<i>10.2</i>		<i>"</i>	<i>10.0</i>		<i>102</i>	<i>72.6-129</i>				
<i>Surrogate: p-Bromofluorobenzene</i>	<i>9.67</i>		<i>"</i>	<i>10.0</i>		<i>96.7</i>	<i>63.5-145</i>				
<i>Surrogate: Toluene-d8</i>	<i>10.3</i>		<i>"</i>	<i>10.0</i>		<i>103</i>	<i>81.2-127</i>				

Matrix Spike (BI21162-MS1)

*Source sample: 12I0749-05 (GWQ091812:1145NP1-1-6)

Prepared: 09/28/2012 Analyzed: 09/29/2012

1,1,1,2-Tetrachloroethane	10.5		ug/L	10.0	ND	105	82-138				
1,1,1-Trichloroethane	12.4		"	10.0	1.49	109	85.7-133				
1,1,2,2-Tetrachloroethane	10.2		"	10.0	ND	102	78.6-136				
1,1,2-Trichloro-1,2,2-trifluoroethane (Freon 113)	11.0		"	10.0	ND	110	74.8-131				
1,1,2-Trichloroethane	10.5		"	10.0	ND	105	82.5-129				
1,1-Dichloroethane	12.1		"	10.0	0.470	116	81.4-137				
1,1-Dichloroethylene	11.8		"	10.0	0.110	117	90-138				
1,1-Dichloropropylene	10.6		"	10.0	ND	106	91.7-131				
1,2,3-Trichlorobenzene	10.1		"	10.0	ND	101	75.9-130				
1,2,3-Trichloropropane	10.2		"	10.0	ND	102	77.1-140				
1,2,4-Trichlorobenzene	9.58		"	10.0	ND	95.8	69.8-135				
1,2,4-Trimethylbenzene	11.7		"	10.0	ND	117	79.4-131				
1,2-Dibromo-3-chloropropane	9.94		"	10.0	ND	99.4	66.6-143				
1,2-Dibromoethane	10.7		"	10.0	ND	107	79.8-136				
1,2-Dichlorobenzene	9.87		"	10.0	ND	98.7	79.9-130				
1,2-Dichloroethane	10.6		"	10.0	ND	106	85-133				
1,2-Dichloropropane	10.9		"	10.0	ND	109	81.1-132				
1,3,5-Trimethylbenzene	10.8		"	10.0	ND	108	76.1-121				
1,3-Dichlorobenzene	9.65		"	10.0	ND	96.5	79.1-124				
1,3-Dichloropropane	10.4		"	10.0	ND	104	83.3-130				
1,4-Dichlorobenzene	9.75		"	10.0	ND	97.5	79.4-128				
2,2-Dichloropropane	7.86		"	10.0	ND	78.6	54.2-126				
2-Chlorotoluene	10.4		"	10.0	ND	104	60.2-144				
2-Hexanone	10.2		"	10.0	ND	102	70-130				
4-Chlorotoluene	10.5		"	10.0	ND	105	79.8-128				
Acetone	10.5		"	10.0	0.480	100	70-130				
Benzene	11.0		"	10.0	ND	110	74.1-134				
Bromobenzene	10.1		"	10.0	ND	101	76.6-125				
Bromochloromethane	11.4		"	10.0	ND	114	85-133				
Bromodichloromethane	10.9		"	10.0	ND	109	80.8-143				
Bromoform	10.2		"	10.0	ND	102	65.8-164				
Bromomethane	7.31		"	10.0	ND	73.1	68.7-112				
Carbon tetrachloride	11.1		"	10.0	ND	111	85.7-138				
Chlorobenzene	10.9		"	10.0	ND	109	79.9-129				
Chloroethane	11.1		"	10.0	ND	111	74.7-127				
Chloroform	11.0		"	10.0	0.360	107	50.6-145				
Chloromethane	8.98		"	10.0	ND	89.8	64-111				
cis-1,2-Dichloroethylene	11.0		"	10.0	ND	110	75.5-129				
cis-1,3-Dichloropropylene	10.2		"	10.0	ND	102	74.3-128				
Dibromochloromethane	10.4		"	10.0	ND	104	76.8-150				

Volatile Organic Compounds by EPA SW846-8260B - Quality Control Data

York Analytical Laboratories, Inc.

Analyte	Result	Reporting Limit	Units	Spike Level	Source* Result	%REC %REC	%REC Limits	Flag	RPD	RPD Limit	Flag
---------	--------	--------------------	-------	----------------	-------------------	--------------	----------------	------	-----	--------------	------

Batch BI21162 - EPA 5030B

Matrix Spike (BI21162-MS1)

*Source sample: 12I0749-05 (GWQ091812:1145NP1-1-6)

Prepared: 09/28/2012 Analyzed: 09/29/2012

Dibromomethane	11.1		ug/L	10.0	ND	111	83.3-140				
Dichlorodifluoromethane	7.91		"	10.0	ND	79.1	51-100				
Ethyl Benzene	11.2		"	10.0	ND	112	82.9-127				
Hexachlorobutadiene	9.49		"	10.0	ND	94.9	73-128				
Isopropylbenzene	11.8		"	10.0	ND	118	78.7-131				
Methyl tert-butyl ether (MTBE)	10.9		"	10.0	0.210	107	81.2-134				
Methylene chloride	9.53		"	10.0	1.31	82.2	57.8-103				
Naphthalene	10.8		"	10.0	ND	108	80.1-122				
n-Butylbenzene	10.8		"	10.0	ND	108	72.4-120				
n-Propylbenzene	10.8		"	10.0	ND	108	74-130				
o-Xylene	10.6		"	10.0	ND	106	78.8-122				
p- & m- Xylenes	22.2		"	20.0	ND	111	82.5-123				
p-Isopropyltoluene	11.0		"	10.0	ND	110	64.9-132				
sec-Butylbenzene	10.8		"	10.0	ND	108	25.4-151				
Styrene	11.6		"	10.0	ND	116	74.1-134				
tert-Butylbenzene	11.3		"	10.0	ND	113	79.5-171				
Tetrachloroethylene	12.8		"	10.0	2.85	99.5	72.5-130				
Toluene	11.0		"	10.0	ND	110	77.8-121				
trans-1,2-Dichloroethylene	11.4		"	10.0	ND	114	83.8-140				
trans-1,3-Dichloropropylene	9.65		"	10.0	ND	96.5	74.9-136				
Trichloroethylene	11.1		"	10.0	0.130	110	84.4-125				
Trichlorofluoromethane	10.7		"	10.0	ND	107	78.7-127				
Vinyl Chloride	10.1		"	10.0	ND	101	72.1-116				
<i>Surrogate: 1,2-Dichloroethane-d4</i>	<i>10.2</i>		<i>"</i>	<i>10.0</i>		<i>102</i>	<i>72.6-129</i>				
<i>Surrogate: p-Bromofluorobenzene</i>	<i>9.72</i>		<i>"</i>	<i>10.0</i>		<i>97.2</i>	<i>63.5-145</i>				
<i>Surrogate: Toluene-d8</i>	<i>10.2</i>		<i>"</i>	<i>10.0</i>		<i>102</i>	<i>81.2-127</i>				

Matrix Spike Dup (BI21162-MSD1)

*Source sample: 12I0749-05 (GWQ091812:1145NP1-1-6)

Prepared: 09/28/2012 Analyzed: 09/29/2012

1,1,1,2-Tetrachloroethane	10.6		ug/L	10.0	ND	106	82-138		1.23	21.3	
1,1,1-Trichloroethane	11.8		"	10.0	1.49	104	85.7-133		4.99	22.6	
1,1,2,2-Tetrachloroethane	10.4		"	10.0	ND	104	78.6-136		2.04	23.1	
1,1,2-Trichloro-1,2,2-trifluoroethane (Freon 113)	10.5		"	10.0	ND	105	74.8-131		4.66	25.6	
1,1,2-Trichloroethane	10.7		"	10.0	ND	107	82.5-129		1.79	19.3	
1,1-Dichloroethane	11.6		"	10.0	0.470	111	81.4-137		4.22	20.7	
1,1-Dichloroethylene	11.4		"	10.0	0.110	113	90-138		3.74	22.9	
1,1-Dichloropropylene	10.4		"	10.0	ND	104	91.7-131		1.90	24.9	
1,2,3-Trichlorobenzene	9.77		"	10.0	ND	97.7	75.9-130		3.62	21.4	
1,2,3-Trichloropropane	10.6		"	10.0	ND	106	77.1-140		4.05	28	
1,2,4-Trichlorobenzene	9.42		"	10.0	ND	94.2	69.8-135		1.68	22.5	
1,2,4-Trimethylbenzene	11.1		"	10.0	ND	111	79.4-131		4.65	33.9	
1,2-Dibromo-3-chloropropane	11.1		"	10.0	ND	111	66.6-143		11.1	23.3	
1,2-Dibromoethane	11.0		"	10.0	ND	110	79.8-136		2.67	19.1	
1,2-Dichlorobenzene	9.65		"	10.0	ND	96.5	79.9-130		2.25	23.2	
1,2-Dichloroethane	11.0		"	10.0	ND	110	85-133		3.05	19.1	
1,2-Dichloropropane	10.7		"	10.0	ND	107	81.1-132		2.04	19.9	
1,3,5-Trimethylbenzene	10.1		"	10.0	ND	101	76.1-121		7.36	31.2	
1,3-Dichlorobenzene	9.26		"	10.0	ND	92.6	79.1-124		4.12	22.6	
1,3-Dichloropropane	10.6		"	10.0	ND	106	83.3-130		1.72	20.9	
1,4-Dichlorobenzene	9.36		"	10.0	ND	93.6	79.4-128		4.08	21	
2,2-Dichloropropane	7.45		"	10.0	ND	74.5	54.2-126		5.36	24.5	
2-Chlorotoluene	9.74		"	10.0	ND	97.4	60.2-144		6.46	30.8	
2-Hexanone	11.4		"	10.0	ND	114	70-130		11.2	30	
4-Chlorotoluene	9.92		"	10.0	ND	99.2	79.8-128		6.06	23.2	
Acetone	9.81		"	10.0	0.480	93.3	70-130		6.93	30	

Volatile Organic Compounds by EPA SW846-8260B - Quality Control Data

York Analytical Laboratories, Inc.

Analyte	Result	Reporting Limit	Units	Spike Level	Source* Result	%REC Limits	Flag	RPD	RPD Limit	Flag
Batch BI21162 - EPA 5030B										
Matrix Spike Dup (BI21162-MSD1)	*Source sample: 12I0749-05 (GWQ091812:1145NP1-1-6)					Prepared: 09/28/2012 Analyzed: 09/29/2012				
Benzene	10.8		ug/L	10.0	ND	108	74.1-134		1.84	20.8
Bromobenzene	9.69		"	10.0	ND	96.9	76.6-125		4.04	23
Bromochloromethane	11.5		"	10.0	ND	115	85-133		1.22	18.4
Bromodichloromethane	10.8		"	10.0	ND	108	80.8-143		0.554	18.1
Bromoform	10.2		"	10.0	ND	102	65.8-164		0.295	27.3
Bromomethane	8.53		"	10.0	ND	85.3	68.7-112		15.4	22.8
Carbon tetrachloride	10.8		"	10.0	ND	108	85.7-138		2.82	25.1
Chlorobenzene	10.4		"	10.0	ND	104	79.9-129		4.12	21
Chloroethane	10.8		"	10.0	ND	108	74.7-127		3.20	23.7
Chloroform	10.8		"	10.0	0.360	104	50.6-145		2.56	21.7
Chloromethane	8.76		"	10.0	ND	87.6	64-111		2.48	21.4
cis-1,2-Dichloroethylene	10.6		"	10.0	ND	106	75.5-129		3.70	20.2
cis-1,3-Dichloropropylene	10.1		"	10.0	ND	101	74.3-128		0.493	19.8
Dibromochloromethane	10.7		"	10.0	ND	107	76.8-150		2.84	20.8
Dibromomethane	11.1		"	10.0	ND	111	83.3-140		0.271	20.4
Dichlorodifluoromethane	7.60		"	10.0	ND	76.0	51-100		4.00	27.6
Ethyl Benzene	10.8		"	10.0	ND	108	82.9-127		4.19	21.4
Hexachlorobutadiene	9.08		"	10.0	ND	90.8	73-128		4.42	26
Isopropylbenzene	11.0		"	10.0	ND	110	81.7-131		7.72	26.7
Methyl tert-butyl ether (MTBE)	11.5		"	10.0	0.210	113	78.2-134		4.91	21.2
Methylene chloride	9.53		"	10.0	1.31	82.2	57.8-103		0.00	21.2
Naphthalene	11.3		"	10.0	ND	113	80.1-122		5.06	26.1
n-Butylbenzene	9.97		"	10.0	ND	99.7	72.4-120		7.62	30.8
n-Propylbenzene	9.89		"	10.0	ND	98.9	74-130		8.70	31
o-Xylene	10.3		"	10.0	ND	103	78.8-122		3.07	21
p- & m- Xylenes	15.0		"	20.0	ND	75.2	82.5-123	Low Bias	38.6	22.5
p-Isopropyltoluene	10.3		"	10.0	ND	103	64.9-132		6.84	25.2
sec-Butylbenzene	10.1		"	10.0	ND	101	25.4-151		6.89	25.2
Styrene	11.6		"	10.0	ND	116	74.1-134		0.0863	20
tert-Butylbenzene	10.6		"	10.0	ND	106	79.5-171		5.83	24.8
Tetrachloroethylene	12.3		"	10.0	2.85	94.7	72.5-130		4.94	22.7
Toluene	10.7		"	10.0	ND	107	77.8-121		3.41	21.5
trans-1,2-Dichloroethylene	11.2		"	10.0	ND	112	83.8-140		1.60	20.1
trans-1,3-Dichloropropylene	9.80		"	10.0	ND	98.0	74.9-136		1.54	22.5
Trichloroethylene	10.6		"	10.0	0.130	105	84.4-125		4.67	20.7
Trichlorofluoromethane	10.3		"	10.0	ND	103	78.7-127		4.20	24.7
Vinyl Chloride	9.67		"	10.0	ND	96.7	72.1-116		4.45	24.9
<i>Surrogate: 1,2-Dichloroethane-d4</i>	10.6		"	10.0		106	72.6-129			
<i>Surrogate: p-Bromofluorobenzene</i>	9.75		"	10.0		97.5	63.5-145			
<i>Surrogate: Toluene-d8</i>	10.2		"	10.0		102	81.2-127			

Notes and Definitions

- QL-02 This LCS analyte is outside Laboratory Recovery limits due the analyte behavior using the referenced method. The reference method has certain limitations with respect to analytes of this nature.
- J Detected below the Reporting Limit but greater than or equal to the Method Detection Limit (MDL); therefore, the result is an estimated concentration.
- B Analyte is found in the associated analysis batch blank. For volatiles, methylene chloride and acetone are common lab contaminants. Data users should consider anything <10x the blank value as artifact.

ND Analyte NOT DETECTED at the stated Reporting Limit (RL) or above.

RL REPORTING LIMIT - the minimum reportable value based upon the lowest point in the analyte calibration curve.

MDL METHOD DETECTION LIMIT - the minimum concentration that can be measured and reported with a 99% confidence that the concentration is greater than zero. If requested or required, a value reported below the RL and above the MDL is considered estimated and is noted with a "J" flag.

NR Not reported

RPD Relative Percent Difference

Wet The data has been reported on an as-received (wet weight) basis

Low Bias Low Bias flag indicates that the recovery of the flagged analyte is below the laboratory or regulatory lower control limit. The data user should take note that this analyte may be biased low but should evaluate multiple lines of evidence including the LCS and site-specific MS/MSD data to draw bias conclusions. In cases where no site-specific MS/MSD was requested, only the LCS data can be used to evaluate such bias.

High Bias High Bias flag indicates that the recovery of the flagged analyte is above the laboratory or regulatory upper control limit. The data user should take note that this analyte may be biased high but should evaluate multiple lines of evidence including the LCS and site-specific MS/MSD data to draw bias conclusions. In cases where no site-specific MS/MSD was requested, only the LCS data can be used to evaluate such bias.

Non-Dir. Non-dir. flag (Non-Directional Bias) indicates that the Relative Percent Difference (RPD) (a measure of precision) among the MS and MSD data is outside the laboratory or regulatory control limit. This alerts the data user where the MS and MSD are from site-specific samples that the RPD is high due to either non-homogeneous distribution of target analyte between the MS/MSD or indicates poor reproducibility for other reasons.

If EPA SW-846 method 8270 is included herein it is noted that the target compound N-nitrosodiphenylamine (NDPA) decomposes in the gas chromatographic inlet and cannot be separated from diphenylamine (DPA). These results could actually represent 100% DPA, 100% NDPA or some combination of the two.

For this reason, York reports the combined result for n-nitrosodiphenylamine and diphenylamine for either of these compounds as a combined concentration as Diphenylamine.

120 RESEARCH DR. STRATFORD, CT 06615
(203) 325-1371 Fax (203) 357-0166


Field Chain-of-Custody Record

NOTE: York's Std. Terms & Conditions are listed on the back side of this document. This document serves as your written authorization to York to proceed with the analyses requested and your signature binds you to York's Std. Terms & Conditions unless superseded by written contract.

York Project No. 1210749

Client Information		Report to:		Invoice To:		Client Project ID		Turn-Around Time		Report Type/Deliverables	
Company: <u>LBG</u>	<input checked="" type="checkbox"/> SAME	Name: <u>Tunde Sandor</u>	<input type="checkbox"/>	Name: <u>Mark Goldberg</u>	<input type="checkbox"/>	Rowe Industries		RUSH Same Day	Summary	x, pdf	
Address: <u>4 Research Drive, Suite 301, Shelton CT, 06484</u>		Company: <u>Same</u>		Company: <u>Same</u>		Purchase Order no. NABSAG		RUSH Next Day	QA/QC Summary	x, pdf	
Phone no.: <u>203-928-8555</u>		Address:		Address:				RUSH Two Day	CT RCP Pkg		
Contact Person <u>Tunde Sandor</u>		E-mail:		E-mail:				RUSH Three Day	ASP A Pkg		
E-mail Addr.: <u>Tsandor@lbgcl.com</u>		Fax No.:		Fax No.:				RUSH Four Day	ASP B Pkg	x, pdf	
FAX No.: <u>203-926-9140</u>								Standard (5-7 days)	Excel	x, Excel	
						Samples from: <u>CT, NY, NJ</u>		OTHER	EDD		

Print Clearly and Legibly. All information must be complete. Samples will NOT be logged in and the turn-around time will not begin until any questions by York are resolved.

Samples Collected/Authorized By (Signature)

Name (printed): Stephen Huet

Sample Identification	Date Sampled	Sample Matrix	Volatiles	Semi-Vols. / Prescribed	Metals	Misc. Org. / Full Lists	Miscellaneous Parameters	Special Instructions
<u>6WQ091812:1130NPI-1-2</u>	<u>9/18/12 1130</u>	<u>GW</u>	8260 full TICs Site Spec. SPL Per TCLP STARS BTEX MTBE TCL list TAGM CT RCP TCLP list Anom. Halog. App. IX 802 LB list	8270 or 625 STARS BIN Only Acids Only PAH TAGM CT RCP TCLP list TICs App. IX SPL Per TCLP 608 PCB	RCRA8 PP13 TAL CT15 Total Disolved SPL Per TCLP TCLP Pest TCLP Herb Chlordane 608 Pest 608 PCB	TPH GRO TCL Orgs CT ETPH NY 310-13 Full App. IX TPH 418.1 Air TO14A Air TO15 Air STARS Air VPH Air TICs Methane Heilm	Color Phenols Cyanide-T Cyanide-A BOODS Chloride CBOODS Phosphate COD Oil & Grease TSS F.O.G. pH MBAS TTH-IR	Field Filled <input type="checkbox"/> Lab to Filter <input type="checkbox"/>
<u>6WQ092012:1455NPI-1-3</u>	<u>9/20/12 1455</u>	<u>GW</u>						
<u>6WQ091812:1210NPI-1-4</u>	<u>9/18/12 1210</u>	<u>GW</u>						
<u>6WQ092012:1741NPI-1-5</u>	<u>9/20/12 1741</u>	<u>GW</u>						
<u>6WQ091812:1145NPI-1-6</u>	<u>9/18/12 1145</u>	<u>GW</u>						
<u>6WQ091812:1145NPI-1-6MS</u>	<u>9/18/12 1145</u>	<u>GW</u>						
<u>6WQ091812:1145NPI-1-6MSD</u>	<u>9/18/12 1145</u>	<u>GW</u>						
<u>6WQ091812:1155NPI-1-7</u>	<u>9/18/12 1155</u>	<u>GW</u>						
<u>6WQ092012:1455NPI-1-8</u>	<u>9/20/12 1455</u>	<u>GW</u>						
<u>6WQ091912:1618NPI-1-9</u>	<u>9/19/12 1618</u>	<u>GW</u>						
Comments		Cool 4°C HNO3 H2SO4 NaOH NONE FROZEN		Preservation "X" those applicable				Container Description(s)
		↓ ↓ ↓						<u>2V</u>
		Samples Relinquished By <u>Finley Coleman</u> Date/Time <u>9/21/12 16:35</u>		Samples Relinquished By <u>Finley Coleman</u> Date/Time <u>9/21/12 16:35</u>		Samples Received By <u>Finley Coleman</u> Date/Time <u>9/21/12-1630</u>		Temperature on Receipt <u>3.2 °C</u>

APPENDIX III
SEPTEMBER 2012 LABORATORY ANALYTICAL REPORTS
FOR AIR SAMPLES

YORK

ANALYTICAL LABORATORIES, INC.

Technical Report

prepared for:

Leggette Brashears & Graham Shelton Office

4 Research Drive, Suite 301

Shelton CT, 06484

Attention: Tunde Sandor

Report Date: 10/09/2012

Client Project ID: Rowe Industries

York Project (SDG) No.: 12J0082

CT License No. PH-0723

New Jersey License No. CT-005



New York License No. 10854

PA License No. 68-04440

Report Date: 10/09/2012
Client Project ID: Rowe Industries
York Project (SDG) No.: 12J0082

Leggette Brashears & Graham Shelton Office
4 Research Drive, Suite 301
Shelton CT, 06484
Attention: Tunde Sandor

Purpose and Results

This report contains the analytical data for the sample(s) identified on the attached chain-of-custody received in our laboratory on September 28, 2012 and listed below. The project was identified as your project: **Rowe Industries**.

The analyses were conducted utilizing appropriate EPA, Standard Methods, and ASTM methods as detailed in the data summary tables.

All samples were received in proper condition meeting the customary acceptance requirements for environmental samples except those indicated under the Notes section of this report.

All analyses met the method and laboratory standard operating procedure requirements except as indicated by any data flags, the meaning of which are explained in the attachment to this report, and case narrative if applicable.

The results of the analyses, which are all reported on dry weight basis (soils) unless otherwise noted, are detailed in the following pages.

Please contact Client Services at 203.325.1371 with any questions regarding this report.

<u>York Sample ID</u>	<u>Client Sample ID</u>	<u>Matrix</u>	<u>Date Collected</u>	<u>Date Received</u>
12J0082-01	AQ092712:1210NP4-1	Vapor Extraction	09/27/2012	09/28/2012
12J0082-02	AQ092712:1215NP4-2	Vapor Extraction	09/27/2012	09/28/2012
12J0082-03	AQ092712:1220NP4-3	Vapor Extraction	09/27/2012	09/28/2012

General Notes for York Project (SDG) No.: 12J0082

1. The RLs and MDLs (Reporting Limit and Method Detection Limit respectively) reported are adjusted for any dilution necessary due to the levels of target and/or non-target analytes and matrix interference. The RL(REPORTING LIMIT) is based upon the lowest standard utilized for the calibration where applicable.
2. Samples are retained for a period of thirty days after submittal of report, unless other arrangements are made.
3. York's liability for the above data is limited to the dollar value paid to York for the referenced project.
4. This report shall not be reproduced without the written approval of York Analytical Laboratories, Inc.
5. All samples were received in proper condition for analysis with proper documentation, unless otherwise noted.
6. All analyses conducted met method or Laboratory SOP requirements. See the Qualifiers and/or Narrative sections for further information.
7. It is noted that no analyses reported herein were subcontracted to another laboratory, unless noted in the report.
8. This report reflects results that relate only to the samples submitted on the attached chain-of-custody form(s) received by York.

Approved By:



Robert Q. Bradley
Executive Vice President / Laboratory Director

Date: 10/09/2012

YORK

Sample Information

Client Sample ID: AQ092712:1210NP4-1

York Sample ID: 12J0082-01

York Project (SDG) No.
12J0082

Client Project ID
Rowe Industries

Matrix Collection Date/Time
Vapor Extraction September 27, 2012 12:10 pm

Date Received
09/28/2012

Volatile Organics, EPA TO15 Full List

Log-in Notes:

Sample Notes:

Sample Prepared by Method: EPA TO15 PREP

CAS No.	Parameter	Result	Flag	Units	MDL	RL	Dilution	Reference Method	Date/Time Prepared	Date/Time Analyzed	Analyst
71-55-6	1,1,1-Trichloroethane	ND		ug/m ³	0.17	0.94	1.686	EPA Compendium TO-15	10/08/2012 09:00	10/08/2012 17:38	TD
79-34-5	1,1,2,2-Tetrachloroethane	ND		ug/m ³	0.28	1.2	1.686	EPA Compendium TO-15	10/08/2012 09:00	10/08/2012 17:38	TD
76-13-1	1,2-Trichloro-1,2,2-trifluoroethane (Freon 113)	ND		ug/m ³	0.092	1.3	1.686	EPA Compendium TO-15	10/08/2012 09:00	10/08/2012 17:38	TD
79-00-5	1,1,2-Trichloroethane	ND		ug/m ³	0.23	0.94	1.686	EPA Compendium TO-15	10/08/2012 09:00	10/08/2012 17:38	TD
75-34-3	1,1-Dichloroethane	ND		ug/m ³	0.083	0.69	1.686	EPA Compendium TO-15	10/08/2012 09:00	10/08/2012 17:38	TD
75-35-4	1,1-Dichloroethylene	ND		ug/m ³	0.10	0.68	1.686	EPA Compendium TO-15	10/08/2012 09:00	10/08/2012 17:38	TD
120-82-1	1,2,4-Trichlorobenzene	ND		ug/m ³	0.28	1.3	1.686	EPA Compendium TO-15	10/08/2012 09:00	10/08/2012 17:38	TD
95-63-6	1,2,4-Trimethylbenzene	ND		ug/m ³	0.10	4.2	1.686	EPA Compendium TO-15	10/08/2012 09:00	10/08/2012 17:38	TD
106-93-4	1,2-Dibromoethane	ND		ug/m ³	1.3	1.3	1.686	EPA Compendium TO-15	10/08/2012 09:00	10/08/2012 17:38	TD
95-50-1	1,2-Dichlorobenzene	ND		ug/m ³	0.26	1.0	1.686	EPA Compendium TO-15	10/08/2012 09:00	10/08/2012 17:38	TD
107-06-2	1,2-Dichloroethane	ND		ug/m ³	0.17	0.69	1.686	EPA Compendium TO-15	10/08/2012 09:00	10/08/2012 17:38	TD
78-87-5	1,2-Dichloropropane	ND		ug/m ³	0.17	0.79	1.686	EPA Compendium TO-15	10/08/2012 09:00	10/08/2012 17:38	TD
76-14-2	1,2-Dichlorotetrafluoroethane	ND		ug/m ³	0.20	1.2	1.686	EPA Compendium TO-15	10/08/2012 09:00	10/08/2012 17:38	TD
108-67-8	1,3,5-Trimethylbenzene	ND		ug/m ³	0.11	1.7	1.686	EPA Compendium TO-15	10/08/2012 09:00	10/08/2012 17:38	TD
106-99-0	1,3-Butadiene	ND		ug/m ³	0.11	0.74	1.686	EPA Compendium TO-15	10/08/2012 09:00	10/08/2012 17:38	TD
541-73-1	1,3-Dichlorobenzene	ND		ug/m ³	0.19	1.0	1.686	EPA Compendium TO-15	10/08/2012 09:00	10/08/2012 17:38	TD
106-46-7	1,4-Dichlorobenzene	ND		ug/m ³	0.23	1.0	1.686	EPA Compendium TO-15	10/08/2012 09:00	10/08/2012 17:38	TD
123-91-1	1,4-Dioxane	ND		ug/m ³	0.56	6.2	1.686	EPA Compendium TO-15	10/08/2012 09:00	10/08/2012 17:38	TD
78-93-3	2-Butanone	11		ug/m ³	0.20	0.51	1.686	EPA Compendium TO-15	10/08/2012 09:00	10/08/2012 17:38	TD
591-78-6	2-Hexanone	ND		ug/m ³	0.39	1.4	1.686	EPA Compendium TO-15	10/08/2012 09:00	10/08/2012 17:38	TD
108-10-1	4-Methyl-2-pentanone	ND		ug/m ³	0.25	0.70	1.686	EPA Compendium TO-15	10/08/2012 09:00	10/08/2012 17:38	TD
67-64-1	Acetone	47	B	ug/m ³	0.13	0.41	1.686	EPA Compendium TO-15	10/08/2012 09:00	10/08/2012 17:38	TD
71-43-2	Benzene	0.82		ug/m ³	0.082	0.55	1.686	EPA Compendium TO-15	10/08/2012 09:00	10/08/2012 17:38	TD
100-44-7	Benzyl chloride	ND		ug/m ³	0.11	0.89	1.686	EPA Compendium TO-15	10/08/2012 09:00	10/08/2012 17:38	TD
75-27-4	Bromodichloromethane	ND		ug/m ³	0.26	1.1	1.686	EPA Compendium TO-15	10/08/2012 09:00	10/08/2012 17:38	TD
75-25-2	Bromoform	ND		ug/m ³	0.32	1.8	1.686	EPA Compendium TO-15	10/08/2012 09:00	10/08/2012 17:38	TD
74-83-9	Bromomethane	ND		ug/m ³	0.080	0.67	1.686	EPA Compendium TO-15	10/08/2012 09:00	10/08/2012 17:38	TD
75-15-0	Carbon disulfide	1.8		ug/m ³	0.064	0.53	1.686	EPA Compendium TO-15	10/08/2012 09:00	10/08/2012 17:38	TD
56-23-5	Carbon tetrachloride	ND		ug/m ³	0.13	0.54	1.686	EPA Compendium TO-15	10/08/2012 09:00	10/08/2012 17:38	TD
108-90-7	Chlorobenzene	ND		ug/m ³	0.14	0.79	1.686	EPA Compendium TO-15	10/08/2012 09:00	10/08/2012 17:38	TD
75-00-3	Chloroethane	ND		ug/m ³	0.054	0.45	1.686	EPA Compendium TO-15	10/08/2012 09:00	10/08/2012 17:38	TD
67-66-3	Chloroform	ND		ug/m ³	0.13	0.84	1.686	EPA Compendium TO-15	10/08/2012 09:00	10/08/2012 17:38	TD
74-87-3	Chloromethane	1.5		ug/m ³	0.11	0.35	1.686	EPA Compendium TO-15	10/08/2012 09:00	10/08/2012 17:38	TD
156-59-2	cis-1,2-Dichloroethylene	ND		ug/m ³	0.12	0.68	1.686	EPA Compendium TO-15	10/08/2012 09:00	10/08/2012 17:38	TD

Sample Information

Client Sample ID: AQ092712:1210NP4-1

York Sample ID: 12J0082-01

York Project (SDG) No.
12J0082

Client Project ID
Rowe Industries

Matrix Collection Date/Time
Vapor Extraction September 27, 2012 12:10 pm

Date Received
09/28/2012

Volatile Organics, EPA TO15 Full List

Log-in Notes:

Sample Notes:

Sample Prepared by Method: EPA TO15 PREP

CAS No.	Parameter	Result	Flag	Units	MDL	RL	Dilution	Reference Method	Date/Time Prepared	Date/Time Analyzed	Analyst
10061-01-5	cis-1,3-Dichloropropylene	ND		ug/m ³	0.19	0.78	1.686	EPA Compendium TO-15	10/08/2012 09:00	10/08/2012 17:38	TD
110-82-7	Cyclohexane	ND		ug/m ³	0.071	0.59	1.686	EPA Compendium TO-15	10/08/2012 09:00	10/08/2012 17:38	TD
124-48-1	Dibromochloromethane	ND		ug/m ³	1.4	1.4	1.686	EPA Compendium TO-15	10/08/2012 09:00	10/08/2012 17:38	TD
75-71-8	Dichlorodifluoromethane	2.2		ug/m ³	0.21	0.85	1.686	EPA Compendium TO-15	10/08/2012 09:00	10/08/2012 17:38	TD
141-78-6	Ethyl acetate	ND		ug/m ³	0.15	0.62	1.686	EPA Compendium TO-15	10/08/2012 09:00	10/08/2012 17:38	TD
100-41-4	Ethyl Benzene	ND		ug/m ³	0.13	0.74	1.686	EPA Compendium TO-15	10/08/2012 09:00	10/08/2012 17:38	TD
87-68-3	Hexachlorobutadiene	ND		ug/m ³	0.33	1.8	1.686	EPA Compendium TO-15	10/08/2012 09:00	10/08/2012 17:38	TD
67-63-0	Isopropanol	ND		ug/m ³	0.15	0.42	1.686	EPA Compendium TO-15	10/08/2012 09:00	10/08/2012 17:38	TD
80-62-6	Methyl Methacrylate	ND		ug/m ³	0.70	0.70	1.686	EPA Compendium TO-15	10/08/2012 09:00	10/08/2012 17:38	TD
1634-04-4	Methyl tert-butyl ether (MTBE)	ND		ug/m ³	0.074	0.62	1.686	EPA Compendium TO-15	10/08/2012 09:00	10/08/2012 17:38	TD
75-09-2	Methylene chloride	2.6	B	ug/m ³	0.14	0.60	1.686	EPA Compendium TO-15	10/08/2012 09:00	10/08/2012 17:38	TD
142-82-5	n-Heptane	0.77		ug/m ³	0.084	0.70	1.686	EPA Compendium TO-15	10/08/2012 09:00	10/08/2012 17:38	TD
110-54-3	n-Hexane	26		ug/m ³	0.073	0.60	1.686	EPA Compendium TO-15	10/08/2012 09:00	10/08/2012 17:38	TD
95-47-6	o-Xylene	ND		ug/m ³	0.13	0.74	1.686	EPA Compendium TO-15	10/08/2012 09:00	10/08/2012 17:38	TD
1330-20-7P/M	p- & m- Xylenes	ND		ug/m ³	0.25	0.74	1.686	EPA Compendium TO-15	10/08/2012 09:00	10/08/2012 17:38	TD
622-96-8	p-Ethyltoluene	ND		ug/m ³	0.15	4.2	1.686	EPA Compendium TO-15	10/08/2012 09:00	10/08/2012 17:38	TD
115-07-01	Propylene	ND		ug/m ³	0.14	0.30	1.686	EPA Compendium TO-15	10/08/2012 09:00	10/08/2012 17:38	TD
100-42-5	Styrene	ND		ug/m ³	0.13	0.73	1.686	EPA Compendium TO-15	10/08/2012 09:00	10/08/2012 17:38	TD
127-18-4	Tetrachloroethylene	ND		ug/m ³	0.14	1.2	1.686	EPA Compendium TO-15	10/08/2012 09:00	10/08/2012 17:38	TD
109-99-9	Tetrahydrofuran	5.5		ug/m ³	0.13	0.51	1.686	EPA Compendium TO-15	10/08/2012 09:00	10/08/2012 17:38	TD
108-88-3	Toluene	3.0		ug/m ³	0.16	0.65	1.686	EPA Compendium TO-15	10/08/2012 09:00	10/08/2012 17:38	TD
156-60-5	trans-1,2-Dichloroethylene	ND		ug/m ³	0.082	0.68	1.686	EPA Compendium TO-15	10/08/2012 09:00	10/08/2012 17:38	TD
10061-02-6	trans-1,3-Dichloropropylene	ND		ug/m ³	0.14	0.78	1.686	EPA Compendium TO-15	10/08/2012 09:00	10/08/2012 17:38	TD
79-01-6	Trichloroethylene	ND		ug/m ³	0.11	0.46	1.686	EPA Compendium TO-15	10/08/2012 09:00	10/08/2012 17:38	TD
75-69-4	Trichlorofluoromethane (Freon 11)	2.1		ug/m ³	0.058	0.96	1.686	EPA Compendium TO-15	10/08/2012 09:00	10/08/2012 17:38	TD
108-05-4	Vinyl acetate	ND		ug/m ³	0.091	1.2	1.686	EPA Compendium TO-15	10/08/2012 09:00	10/08/2012 17:38	TD
75-01-4	Vinyl Chloride	ND		ug/m ³	0.11	0.88	1.686	EPA Compendium TO-15	10/08/2012 09:00	10/08/2012 17:38	TD
Surrogate Recoveries		Result	Acceptance Range								
460-00-4	Surrogate: p-Bromofluorobenzene	93.9 %	70-130								

Sample Information

Client Sample ID: AQ092712:1215NP4-2

York Sample ID: 12J0082-02

York Project (SDG) No.
12J0082

Client Project ID
Rowe Industries

Matrix Collection Date/Time
Vapor Extraction September 27, 2012 12:15 pm

Date Received
09/28/2012

Sample Information

Client Sample ID: AQ092712:1215NP4-2

York Sample ID: 12J0082-02

York Project (SDG) No.
12J0082

Client Project ID
Rowe Industries

Matrix Collection Date/Time
Vapor Extraction September 27, 2012 12:15 pm

Date Received
09/28/2012

Volatile Organics, EPA TO15 Full List

Log-in Notes:

Sample Notes:

Sample Prepared by Method: EPA TO15 PREP

CAS No.	Parameter	Result	Flag	Units	MDL	RL	Dilution	Reference Method	Date/Time Prepared	Date/Time Analyzed	Analyst
71-55-6	1,1,1-Trichloroethane	11		ug/m ³	0.19	1.1	1.946	EPA Compendium TO-15	10/08/2012 09:00	10/08/2012 19:12	TD
79-34-5	1,1,2,2-Tetrachloroethane	ND		ug/m ³	0.33	1.4	1.946	EPA Compendium TO-15	10/08/2012 09:00	10/08/2012 19:12	TD
76-13-1	1,2-Trichloro-1,2,2-trifluoroethane (Freon 113)	ND		ug/m ³	0.11	1.5	1.946	EPA Compendium TO-15	10/08/2012 09:00	10/08/2012 19:12	TD
79-00-5	1,1,2-Trichloroethane	ND		ug/m ³	0.27	1.1	1.946	EPA Compendium TO-15	10/08/2012 09:00	10/08/2012 19:12	TD
75-34-3	1,1-Dichloroethane	3.6		ug/m ³	0.096	0.80	1.946	EPA Compendium TO-15	10/08/2012 09:00	10/08/2012 19:12	TD
75-35-4	1,1-Dichloroethylene	ND		ug/m ³	0.12	0.78	1.946	EPA Compendium TO-15	10/08/2012 09:00	10/08/2012 19:12	TD
120-82-1	1,2,4-Trichlorobenzene	ND		ug/m ³	0.32	1.5	1.946	EPA Compendium TO-15	10/08/2012 09:00	10/08/2012 19:12	TD
95-63-6	1,2,4-Trimethylbenzene	ND		ug/m ³	0.12	4.9	1.946	EPA Compendium TO-15	10/08/2012 09:00	10/08/2012 19:12	TD
106-93-4	1,2-Dibromoethane	ND		ug/m ³	1.5	1.5	1.946	EPA Compendium TO-15	10/08/2012 09:00	10/08/2012 19:12	TD
95-50-1	1,2-Dichlorobenzene	ND		ug/m ³	0.30	1.2	1.946	EPA Compendium TO-15	10/08/2012 09:00	10/08/2012 19:12	TD
107-06-2	1,2-Dichloroethane	ND		ug/m ³	0.19	0.80	1.946	EPA Compendium TO-15	10/08/2012 09:00	10/08/2012 19:12	TD
78-87-5	1,2-Dichloropropane	ND		ug/m ³	0.20	0.91	1.946	EPA Compendium TO-15	10/08/2012 09:00	10/08/2012 19:12	TD
76-14-2	1,2-Dichlorotetrafluoroethane	ND		ug/m ³	0.24	1.4	1.946	EPA Compendium TO-15	10/08/2012 09:00	10/08/2012 19:12	TD
108-67-8	1,3,5-Trimethylbenzene	ND		ug/m ³	0.13	1.9	1.946	EPA Compendium TO-15	10/08/2012 09:00	10/08/2012 19:12	TD
106-99-0	1,3-Butadiene	ND		ug/m ³	0.13	0.86	1.946	EPA Compendium TO-15	10/08/2012 09:00	10/08/2012 19:12	TD
541-73-1	1,3-Dichlorobenzene	ND		ug/m ³	0.21	1.2	1.946	EPA Compendium TO-15	10/08/2012 09:00	10/08/2012 19:12	TD
106-46-7	1,4-Dichlorobenzene	ND		ug/m ³	0.26	1.2	1.946	EPA Compendium TO-15	10/08/2012 09:00	10/08/2012 19:12	TD
123-91-1	1,4-Dioxane	ND		ug/m ³	0.64	7.1	1.946	EPA Compendium TO-15	10/08/2012 09:00	10/08/2012 19:12	TD
78-93-3	2-Butanone	5.0		ug/m ³	0.23	0.58	1.946	EPA Compendium TO-15	10/08/2012 09:00	10/08/2012 19:12	TD
591-78-6	2-Hexanone	4.8		ug/m ³	0.45	1.6	1.946	EPA Compendium TO-15	10/08/2012 09:00	10/08/2012 19:12	TD
108-10-1	4-Methyl-2-pentanone	ND		ug/m ³	0.29	0.81	1.946	EPA Compendium TO-15	10/08/2012 09:00	10/08/2012 19:12	TD
67-64-1	Acetone	19	B	ug/m ³	0.15	0.47	1.946	EPA Compendium TO-15	10/08/2012 09:00	10/08/2012 19:12	TD
71-43-2	Benzene	ND		ug/m ³	0.095	0.63	1.946	EPA Compendium TO-15	10/08/2012 09:00	10/08/2012 19:12	TD
100-44-7	Benzyl chloride	ND		ug/m ³	0.12	1.0	1.946	EPA Compendium TO-15	10/08/2012 09:00	10/08/2012 19:12	TD
75-27-4	Bromodichloromethane	ND		ug/m ³	0.29	1.2	1.946	EPA Compendium TO-15	10/08/2012 09:00	10/08/2012 19:12	TD
75-25-2	Bromoform	ND		ug/m ³	0.37	2.0	1.946	EPA Compendium TO-15	10/08/2012 09:00	10/08/2012 19:12	TD
74-83-9	Bromomethane	ND		ug/m ³	0.092	0.77	1.946	EPA Compendium TO-15	10/08/2012 09:00	10/08/2012 19:12	TD
75-15-0	Carbon disulfide	1.6		ug/m ³	0.074	0.62	1.946	EPA Compendium TO-15	10/08/2012 09:00	10/08/2012 19:12	TD
56-23-5	Carbon tetrachloride	ND		ug/m ³	0.15	0.62	1.946	EPA Compendium TO-15	10/08/2012 09:00	10/08/2012 19:12	TD
108-90-7	Chlorobenzene	ND		ug/m ³	0.16	0.91	1.946	EPA Compendium TO-15	10/08/2012 09:00	10/08/2012 19:12	TD
75-00-3	Chloroethane	ND		ug/m ³	0.063	0.52	1.946	EPA Compendium TO-15	10/08/2012 09:00	10/08/2012 19:12	TD
67-66-3	Chloroform	2.2		ug/m ³	0.14	0.97	1.946	EPA Compendium TO-15	10/08/2012 09:00	10/08/2012 19:12	TD
74-87-3	Chloromethane	ND		ug/m ³	0.12	0.41	1.946	EPA Compendium TO-15	10/08/2012 09:00	10/08/2012 19:12	TD
156-59-2	cis-1,2-Dichloroethylene	1.4		ug/m ³	0.13	0.78	1.946	EPA Compendium TO-15	10/08/2012 09:00	10/08/2012 19:12	TD
10061-01-5	cis-1,3-Dichloropropylene	ND		ug/m ³	0.22	0.90	1.946	EPA Compendium TO-15	10/08/2012 09:00	10/08/2012 19:12	TD

Sample Information

Client Sample ID: AQ092712:1215NP4-2

York Sample ID: 12J0082-02

York Project (SDG) No.
12J0082

Client Project ID
Rowe Industries

Matrix Collection Date/Time
Vapor Extraction September 27, 2012 12:15 pm

Date Received
09/28/2012

Volatile Organics, EPA TO15 Full List

Log-in Notes:

Sample Notes:

Sample Prepared by Method: EPA TO15 PREP

CAS No.	Parameter	Result	Flag	Units	MDL	RL	Dilution	Reference Method	Date/Time Prepared	Date/Time Analyzed	Analyst
110-82-7	Cyclohexane	ND		ug/m ³	0.082	0.68	1.946	EPA Compendium TO-15	10/08/2012 09:00	10/08/2012 19:12	TD
124-48-1	Dibromochloromethane	ND		ug/m ³	1.6	1.6	1.946	EPA Compendium TO-15	10/08/2012 09:00	10/08/2012 19:12	TD
75-71-8	Dichlorodifluoromethane	2.3		ug/m ³	0.24	0.98	1.946	EPA Compendium TO-15	10/08/2012 09:00	10/08/2012 19:12	TD
141-78-6	Ethyl acetate	ND		ug/m ³	0.18	0.71	1.946	EPA Compendium TO-15	10/08/2012 09:00	10/08/2012 19:12	TD
100-41-4	Ethyl Benzene	ND		ug/m ³	0.15	0.86	1.946	EPA Compendium TO-15	10/08/2012 09:00	10/08/2012 19:12	TD
87-68-3	Hexachlorobutadiene	ND		ug/m ³	0.38	2.1	1.946	EPA Compendium TO-15	10/08/2012 09:00	10/08/2012 19:12	TD
67-63-0	Isopropanol	ND		ug/m ³	0.17	0.49	1.946	EPA Compendium TO-15	10/08/2012 09:00	10/08/2012 19:12	TD
80-62-6	Methyl Methacrylate	ND		ug/m ³	0.81	0.81	1.946	EPA Compendium TO-15	10/08/2012 09:00	10/08/2012 19:12	TD
1634-04-4	Methyl tert-butyl ether (MTBE)	1.8		ug/m ³	0.085	0.71	1.946	EPA Compendium TO-15	10/08/2012 09:00	10/08/2012 19:12	TD
75-09-2	Methylene chloride	1.1	B	ug/m ³	0.16	0.69	1.946	EPA Compendium TO-15	10/08/2012 09:00	10/08/2012 19:12	TD
142-82-5	n-Heptane	ND		ug/m ³	0.097	0.81	1.946	EPA Compendium TO-15	10/08/2012 09:00	10/08/2012 19:12	TD
110-54-3	n-Hexane	ND		ug/m ³	0.084	0.70	1.946	EPA Compendium TO-15	10/08/2012 09:00	10/08/2012 19:12	TD
95-47-6	o-Xylene	ND		ug/m ³	0.15	0.86	1.946	EPA Compendium TO-15	10/08/2012 09:00	10/08/2012 19:12	TD
1330-20-7P/M	p- & m- Xylenes	ND		ug/m ³	0.29	0.86	1.946	EPA Compendium TO-15	10/08/2012 09:00	10/08/2012 19:12	TD
622-96-8	p-Ethyltoluene	ND		ug/m ³	0.18	4.9	1.946	EPA Compendium TO-15	10/08/2012 09:00	10/08/2012 19:12	TD
115-07-01	Propylene	ND		ug/m ³	0.16	0.34	1.946	EPA Compendium TO-15	10/08/2012 09:00	10/08/2012 19:12	TD
100-42-5	Styrene	ND		ug/m ³	0.15	0.84	1.946	EPA Compendium TO-15	10/08/2012 09:00	10/08/2012 19:12	TD
127-18-4	Tetrachloroethylene	77		ug/m ³	0.16	1.3	1.946	EPA Compendium TO-15	10/08/2012 09:00	10/08/2012 19:12	TD
109-99-9	Tetrahydrofuran	1.1		ug/m ³	0.15	0.58	1.946	EPA Compendium TO-15	10/08/2012 09:00	10/08/2012 19:12	TD
108-88-3	Toluene	1.8		ug/m ³	0.18	0.75	1.946	EPA Compendium TO-15	10/08/2012 09:00	10/08/2012 19:12	TD
156-60-5	trans-1,2-Dichloroethylene	ND		ug/m ³	0.094	0.78	1.946	EPA Compendium TO-15	10/08/2012 09:00	10/08/2012 19:12	TD
10061-02-6	trans-1,3-Dichloropropylene	ND		ug/m ³	0.16	0.90	1.946	EPA Compendium TO-15	10/08/2012 09:00	10/08/2012 19:12	TD
79-01-6	Trichloroethylene	4.0		ug/m ³	0.13	0.53	1.946	EPA Compendium TO-15	10/08/2012 09:00	10/08/2012 19:12	TD
75-69-4	Trichlorofluoromethane (Freon 11)	1.1		ug/m ³	0.067	1.1	1.946	EPA Compendium TO-15	10/08/2012 09:00	10/08/2012 19:12	TD
108-05-4	Vinyl acetate	ND		ug/m ³	0.10	1.4	1.946	EPA Compendium TO-15	10/08/2012 09:00	10/08/2012 19:12	TD
75-01-4	Vinyl Chloride	ND		ug/m ³	0.12	1.0	1.946	EPA Compendium TO-15	10/08/2012 09:00	10/08/2012 19:12	TD
	Surrogate Recoveries	Result			Acceptance Range						
460-00-4	Surrogate: p-Bromofluorobenzene	93.5 %			70-130						

Sample Information

Client Sample ID: AQ092712:1220NP4-3

York Sample ID: 12J0082-03

York Project (SDG) No.
12J0082

Client Project ID
Rowe Industries

Matrix Collection Date/Time
Vapor Extraction September 27, 2012 12:20 pm

Date Received
09/28/2012

Volatile Organics, EPA TO15 Full List

Log-in Notes:

Sample Notes:

Sample Information

Client Sample ID: AQ092712:1220NP4-3

York Sample ID: 12J0082-03

York Project (SDG) No.
12J0082

Client Project ID
Rowe Industries

Matrix Collection Date/Time
Vapor Extraction September 27, 2012 12:20 pm

Date Received
09/28/2012

Sample Prepared by Method: EPA TO15 PREP

CAS No.	Parameter	Result	Flag	Units	MDL	RL	Dilution	Reference Method	Date/Time Prepared	Date/Time Analyzed	Analyst
71-55-6	1,1,1-Trichloroethane	8.3		ug/m ³	0.17	0.97	1.744	EPA Compendium TO-15	10/08/2012 09:00	10/08/2012 19:59	TD
79-34-5	1,1,2,2-Tetrachloroethane	ND		ug/m ³	0.29	1.2	1.744	EPA Compendium TO-15	10/08/2012 09:00	10/08/2012 19:59	TD
76-13-1	1,2-Trichloro-1,2,2-trifluoroethane (Freon 113)	ND		ug/m ³	0.095	1.4	1.744	EPA Compendium TO-15	10/08/2012 09:00	10/08/2012 19:59	TD
79-00-5	1,1,2-Trichloroethane	ND		ug/m ³	0.24	0.97	1.744	EPA Compendium TO-15	10/08/2012 09:00	10/08/2012 19:59	TD
75-34-3	1,1-Dichloroethane	5.5		ug/m ³	0.086	0.72	1.744	EPA Compendium TO-15	10/08/2012 09:00	10/08/2012 19:59	TD
75-35-4	1,1-Dichloroethylene	ND		ug/m ³	0.11	0.70	1.744	EPA Compendium TO-15	10/08/2012 09:00	10/08/2012 19:59	TD
120-82-1	1,2,4-Trichlorobenzene	ND		ug/m ³	0.29	1.3	1.744	EPA Compendium TO-15	10/08/2012 09:00	10/08/2012 19:59	TD
95-63-6	1,2,4-Trimethylbenzene	ND		ug/m ³	0.10	4.4	1.744	EPA Compendium TO-15	10/08/2012 09:00	10/08/2012 19:59	TD
106-93-4	1,2-Dibromoethane	ND		ug/m ³	1.4	1.4	1.744	EPA Compendium TO-15	10/08/2012 09:00	10/08/2012 19:59	TD
95-50-1	1,2-Dichlorobenzene	ND		ug/m ³	0.27	1.1	1.744	EPA Compendium TO-15	10/08/2012 09:00	10/08/2012 19:59	TD
107-06-2	1,2-Dichloroethane	ND		ug/m ³	0.17	0.72	1.744	EPA Compendium TO-15	10/08/2012 09:00	10/08/2012 19:59	TD
78-87-5	1,2-Dichloropropane	ND		ug/m ³	0.18	0.82	1.744	EPA Compendium TO-15	10/08/2012 09:00	10/08/2012 19:59	TD
76-14-2	1,2-Dichlorotetrafluoroethane	ND		ug/m ³	0.21	1.2	1.744	EPA Compendium TO-15	10/08/2012 09:00	10/08/2012 19:59	TD
108-67-8	1,3,5-Trimethylbenzene	ND		ug/m ³	0.11	1.7	1.744	EPA Compendium TO-15	10/08/2012 09:00	10/08/2012 19:59	TD
106-99-0	1,3-Butadiene	ND		ug/m ³	0.12	0.77	1.744	EPA Compendium TO-15	10/08/2012 09:00	10/08/2012 19:59	TD
541-73-1	1,3-Dichlorobenzene	ND		ug/m ³	0.19	1.1	1.744	EPA Compendium TO-15	10/08/2012 09:00	10/08/2012 19:59	TD
106-46-7	1,4-Dichlorobenzene	ND		ug/m ³	0.23	1.1	1.744	EPA Compendium TO-15	10/08/2012 09:00	10/08/2012 19:59	TD
123-91-1	1,4-Dioxane	ND		ug/m ³	0.58	6.4	1.744	EPA Compendium TO-15	10/08/2012 09:00	10/08/2012 19:59	TD
78-93-3	2-Butanone	6.5		ug/m ³	0.21	0.52	1.744	EPA Compendium TO-15	10/08/2012 09:00	10/08/2012 19:59	TD
591-78-6	2-Hexanone	ND		ug/m ³	0.40	1.5	1.744	EPA Compendium TO-15	10/08/2012 09:00	10/08/2012 19:59	TD
108-10-1	4-Methyl-2-pentanone	ND		ug/m ³	0.26	0.73	1.744	EPA Compendium TO-15	10/08/2012 09:00	10/08/2012 19:59	TD
67-64-1	Acetone	21	B	ug/m ³	0.13	0.42	1.744	EPA Compendium TO-15	10/08/2012 09:00	10/08/2012 19:59	TD
71-43-2	Benzene	ND		ug/m ³	0.085	0.57	1.744	EPA Compendium TO-15	10/08/2012 09:00	10/08/2012 19:59	TD
100-44-7	Benzyl chloride	ND		ug/m ³	0.11	0.92	1.744	EPA Compendium TO-15	10/08/2012 09:00	10/08/2012 19:59	TD
75-27-4	Bromodichloromethane	ND		ug/m ³	0.26	1.1	1.744	EPA Compendium TO-15	10/08/2012 09:00	10/08/2012 19:59	TD
75-25-2	Bromoform	ND		ug/m ³	0.33	1.8	1.744	EPA Compendium TO-15	10/08/2012 09:00	10/08/2012 19:59	TD
74-83-9	Bromomethane	ND		ug/m ³	0.083	0.69	1.744	EPA Compendium TO-15	10/08/2012 09:00	10/08/2012 19:59	TD
75-15-0	Carbon disulfide	1.6		ug/m ³	0.066	0.55	1.744	EPA Compendium TO-15	10/08/2012 09:00	10/08/2012 19:59	TD
56-23-5	Carbon tetrachloride	ND		ug/m ³	0.13	0.56	1.744	EPA Compendium TO-15	10/08/2012 09:00	10/08/2012 19:59	TD
108-90-7	Chlorobenzene	ND		ug/m ³	0.15	0.82	1.744	EPA Compendium TO-15	10/08/2012 09:00	10/08/2012 19:59	TD
75-00-3	Chloroethane	ND		ug/m ³	0.056	0.47	1.744	EPA Compendium TO-15	10/08/2012 09:00	10/08/2012 19:59	TD
67-66-3	Chloroform	2.8		ug/m ³	0.13	0.87	1.744	EPA Compendium TO-15	10/08/2012 09:00	10/08/2012 19:59	TD
74-87-3	Chloromethane	ND		ug/m ³	0.11	0.37	1.744	EPA Compendium TO-15	10/08/2012 09:00	10/08/2012 19:59	TD
156-59-2	cis-1,2-Dichloroethylene	ND		ug/m ³	0.12	0.70	1.744	EPA Compendium TO-15	10/08/2012 09:00	10/08/2012 19:59	TD
10061-01-5	cis-1,3-Dichloropropylene	ND		ug/m ³	0.20	0.81	1.744	EPA Compendium TO-15	10/08/2012 09:00	10/08/2012 19:59	TD
110-82-7	Cyclohexane	ND		ug/m ³	0.073	0.61	1.744	EPA Compendium TO-15	10/08/2012 09:00	10/08/2012 19:59	TD

Sample Information

Client Sample ID: AQ092712:1220NP4-3

York Sample ID: 12J0082-03

York Project (SDG) No.
12J0082

Client Project ID
Rowe Industries

Matrix Collection Date/Time
Vapor Extraction September 27, 2012 12:20 pm

Date Received
09/28/2012

Volatile Organics, EPA TO15 Full List

Log-in Notes:

Sample Notes:

Sample Prepared by Method: EPA TO15 PREP

CAS No.	Parameter	Result	Flag	Units	MDL	RL	Dilution	Reference Method	Date/Time Prepared	Date/Time Analyzed	Analyst
124-48-1	Dibromochloromethane	ND		ug/m ³	1.4	1.4	1.744	EPA Compendium TO-15	10/08/2012 09:00	10/08/2012 19:59	TD
75-71-8	Dichlorodifluoromethane	2.4		ug/m ³	0.22	0.88	1.744	EPA Compendium TO-15	10/08/2012 09:00	10/08/2012 19:59	TD
141-78-6	Ethyl acetate	ND		ug/m ³	0.16	0.64	1.744	EPA Compendium TO-15	10/08/2012 09:00	10/08/2012 19:59	TD
100-41-4	Ethyl Benzene	ND		ug/m ³	0.14	0.77	1.744	EPA Compendium TO-15	10/08/2012 09:00	10/08/2012 19:59	TD
87-68-3	Hexachlorobutadiene	ND		ug/m ³	0.34	1.9	1.744	EPA Compendium TO-15	10/08/2012 09:00	10/08/2012 19:59	TD
67-63-0	Isopropanol	ND		ug/m ³	0.15	0.44	1.744	EPA Compendium TO-15	10/08/2012 09:00	10/08/2012 19:59	TD
80-62-6	Methyl Methacrylate	ND		ug/m ³	0.73	0.73	1.744	EPA Compendium TO-15	10/08/2012 09:00	10/08/2012 19:59	TD
1634-04-4	Methyl tert-butyl ether (MTBE)	ND		ug/m ³	0.077	0.64	1.744	EPA Compendium TO-15	10/08/2012 09:00	10/08/2012 19:59	TD
75-09-2	Methylene chloride	1.1	B	ug/m ³	0.15	0.62	1.744	EPA Compendium TO-15	10/08/2012 09:00	10/08/2012 19:59	TD
142-82-5	n-Heptane	ND		ug/m ³	0.087	0.73	1.744	EPA Compendium TO-15	10/08/2012 09:00	10/08/2012 19:59	TD
110-54-3	n-Hexane	ND		ug/m ³	0.075	0.63	1.744	EPA Compendium TO-15	10/08/2012 09:00	10/08/2012 19:59	TD
95-47-6	o-Xylene	ND		ug/m ³	0.14	0.77	1.744	EPA Compendium TO-15	10/08/2012 09:00	10/08/2012 19:59	TD
1330-20-7P/M	p- & m- Xylenes	ND		ug/m ³	0.26	0.77	1.744	EPA Compendium TO-15	10/08/2012 09:00	10/08/2012 19:59	TD
622-96-8	p-Ethyltoluene	ND		ug/m ³	0.16	4.4	1.744	EPA Compendium TO-15	10/08/2012 09:00	10/08/2012 19:59	TD
115-07-01	Propylene	ND		ug/m ³	0.14	0.31	1.744	EPA Compendium TO-15	10/08/2012 09:00	10/08/2012 19:59	TD
100-42-5	Styrene	ND		ug/m ³	0.14	0.76	1.744	EPA Compendium TO-15	10/08/2012 09:00	10/08/2012 19:59	TD
127-18-4	Tetrachloroethylene	ND		ug/m ³	0.14	1.2	1.744	EPA Compendium TO-15	10/08/2012 09:00	10/08/2012 19:59	TD
109-99-9	Tetrahydrofuran	ND		ug/m ³	0.13	0.52	1.744	EPA Compendium TO-15	10/08/2012 09:00	10/08/2012 19:59	TD
108-88-3	Toluene	ND		ug/m ³	0.16	0.67	1.744	EPA Compendium TO-15	10/08/2012 09:00	10/08/2012 19:59	TD
156-60-5	trans-1,2-Dichloroethylene	ND		ug/m ³	0.084	0.70	1.744	EPA Compendium TO-15	10/08/2012 09:00	10/08/2012 19:59	TD
10061-02-6	trans-1,3-Dichloropropylene	ND		ug/m ³	0.14	0.81	1.744	EPA Compendium TO-15	10/08/2012 09:00	10/08/2012 19:59	TD
79-01-6	Trichloroethylene	ND		ug/m ³	0.11	0.48	1.744	EPA Compendium TO-15	10/08/2012 09:00	10/08/2012 19:59	TD
75-69-4	Trichlorofluoromethane (Freon 11)	1.2		ug/m ³	0.060	1.0	1.744	EPA Compendium TO-15	10/08/2012 09:00	10/08/2012 19:59	TD
108-05-4	Vinyl acetate	ND		ug/m ³	0.094	1.2	1.744	EPA Compendium TO-15	10/08/2012 09:00	10/08/2012 19:59	TD
75-01-4	Vinyl Chloride	ND		ug/m ³	0.11	0.91	1.744	EPA Compendium TO-15	10/08/2012 09:00	10/08/2012 19:59	TD
	Surrogate Recoveries	Result			Acceptance Range						
460-00-4	Surrogate: p-Bromofluorobenzene	101 %			70-130						

Analytical Batch Summary

Batch ID: BJ20481

Preparation Method: EPA TO15 PREP

Prepared By: TD

YORK Sample ID	Client Sample ID	Preparation Date
12J0082-01	AQ092712:1210NP4-1	10/08/12
12J0082-02	AQ092712:1215NP4-2	10/08/12
12J0082-03	AQ092712:1220NP4-3	10/08/12
BJ20481-BLK1	Blank	10/08/12
BJ20481-BS1	LCS	10/08/12
BJ20481-DUP1	Duplicate	10/08/12

Volatile Organic Compounds by EPA Compendium TO14A/TO15 - Quality Control Data

York Analytical Laboratories, Inc.

Analyte	Result	Reporting	Units	Spike	Source*	%REC	Flag	RPD	
		Limit			Result	Limits		RPD	Limit

Batch BJ20481 - EPA TO15 PREP

Blank (BJ20481-BLK1)

Prepared & Analyzed: 10/08/2012

Vinyl Chloride	ND	0.52	ug/m ³						
Vinyl acetate	ND	0.72	"						
Trichloroethylene	ND	0.27	"						
trans-1,3-Dichloropropylene	ND	0.46	"						
trans-1,2-Dichloroethylene	ND	0.40	"						
Toluene	ND	0.38	"						
Tetrahydrofuran	ND	0.30	"						
Tetrachloroethylene	ND	0.69	"						
Styrene	ND	0.43	"						
Propylene	ND	0.18	"						
p-Ethyltoluene	ND	2.5	"						
p- & m- Xylenes	ND	0.44	"						
o-Xylene	ND	0.44	"						
n-Hexane	ND	0.36	"						
n-Heptane	ND	0.42	"						
Methylene chloride	0.39	0.35	"						
Methyl tert-butyl ether (MTBE)	ND	0.37	"						
4-Methyl-2-pentanone	ND	0.42	"						
Isopropanol	ND	0.25	"						
Hexachlorobutadiene	ND	1.1	"						
Ethyl Benzene	ND	0.44	"						
Ethyl acetate	ND	0.37	"						
Cyclohexane	ND	0.35	"						
cis-1,3-Dichloropropylene	ND	0.46	"						
cis-1,2-Dichloroethylene	ND	0.40	"						
Chloromethane	ND	0.21	"						
Chloroform	ND	0.50	"						
Chloroethane	ND	0.27	"						
Carbon tetrachloride	ND	0.32	"						
Carbon disulfide	ND	0.32	"						
Bromomethane	ND	0.39	"						
Bromoform	ND	1.1	"						
Bromodichloromethane	ND	0.63	"						
Benzyl chloride	ND	0.53	"						
Benzene	ND	0.32	"						
Acetone	0.31	0.24	"						
2-Hexanone	ND	0.83	"						
2-Butanone	ND	0.30	"						
1,4-Dioxane	ND	3.7	"						
1,4-Dichlorobenzene	ND	0.61	"						
1,3-Dichlorobenzene	ND	0.61	"						
1,3-Butadiene	ND	0.44	"						
1,3,5-Trimethylbenzene	ND	1.0	"						
1,2-Dichlorotetrafluoroethane	ND	0.71	"						
1,2-Dichloropropane	ND	0.47	"						
1,2-Dichloroethane	ND	0.41	"						
1,2-Dichlorobenzene	ND	0.61	"						
1,2,4-Trimethylbenzene	ND	2.5	"						
1,2,4-Trichlorobenzene	ND	0.75	"						
1,1-Dichloroethylene	ND	0.40	"						
1,1-Dichloroethane	ND	0.41	"						
Trichlorofluoromethane (Freon 11)	ND	0.57	"						
1,1,2-Trichloroethane	ND	0.55	"						
1,1,2-Trichloro-1,2,2-trifluoroethane (Freon 113)	ND	0.78	"						

Volatile Organic Compounds by EPA Compendium TO14A/TO15 - Quality Control Data

York Analytical Laboratories, Inc.

Analyte	Result	Reporting Limit	Units	Spike Level	Source* Result	%REC Limits	Flag	RPD	RPD Limit	Flag
Batch BJ20481 - EPA TO15 PREP										
Blank (BJ20481-BLK1)										
Prepared & Analyzed: 10/08/2012										
1,1,2,2-Tetrachloroethane	ND	0.70	ug/m ³							
1,1,1-Trichloroethane	ND	0.55	"							
Dichlorodifluoromethane	ND	0.50	"							
1,2-Dibromoethane	ND	0.78	"							
Dibromochloromethane	ND	0.82	"							
Methyl Methacrylate	ND	0.42	"							
Chlorobenzene	ND	0.47	"							
<i>Surrogate: p-Bromofluorobenzene</i>	<i>9.15</i>		<i>ppbv</i>	<i>10.0</i>		<i>91.5</i>	<i>70-130</i>			
LCS (BJ20481-BS1)										
Prepared & Analyzed: 10/08/2012										
Vinyl Chloride	11.7		ppbv	10.1		116	70-130			
Vinyl acetate	0.130		"	9.70		1.34	58.1-135	Low Bias		
Trichloroethylene	10.9		"	10.2		107	70-130			
trans-1,3-Dichloropropylene	10.6		"	9.90		107	62-135			
trans-1,2-Dichloroethylene	10.4		"	9.50		109	58.3-130			
Toluene	13.1		"	10.8		121	64.9-126			
Tetrahydrofuran	13.6		"	10.2		134	44.6-146			
Tetrachloroethylene	12.4		"	10.5		118	70-130			
Styrene	14.4		"	10.7		135	66.4-132	High Bias		
Propylene	12.0		"	11.0		109	62.4-150			
p-Ethyltoluene	12.9		"	10.4		124	73.8-146			
p- & m- Xylenes	25.4		"	21.0		121	56.6-136			
o-Xylene	13.7		"	10.8		127	67.8-133			
n-Hexane	11.1		"	10.3		108	59.7-130			
n-Heptane	11.7		"	10.4		113	62.3-134			
Methylene chloride	9.33		"	10.0		93.3	62.6-130			
Methyl tert-butyl ether (MTBE)	12.3		"	10.2		120	60.7-139			
4-Methyl-2-pentanone	12.3		"	10.0		123	64.5-158			
Isopropanol	12.6		"	9.90		127	60-150			
Hexachlorobutadiene	19.4		"	11.0		176	61.2-150	High Bias		
Ethyl Benzene	12.8		"	10.7		120	68.4-125			
Ethyl acetate	16.9		"	10.0		169	40.6-150	High Bias		
Cyclohexane	11.7		"	10.2		115	60.4-127			
cis-1,3-Dichloropropylene	12.1		"	10.7		113	65.5-129			
cis-1,2-Dichloroethylene	11.1		"	10.5		106	51.3-118			
Chloromethane	11.7		"	10.1		115	64.9-130			
Chloroform	10.7		"	10.0		107	65.1-130			
Chloroethane	12.2		"	10.1		121	52.1-131			
Carbon tetrachloride	10.2		"	10.1		101	70-130			
Carbon disulfide	10.8		"	10.0		108	61.8-111			
Bromomethane	9.76		"	10.2		95.7	60.1-140			
Bromoform	13.1		"	10.5		125	58.7-150			
Bromodichloromethane	11.4		"	10.2		112	65.3-127			
Benzyl chloride	8.90		"	10.2		87.3	62.5-150			
Benzene	12.2		"	10.4		118	69.5-130			
Acetone	10.7		"	10.0		107	55.3-133			
2-Hexanone	8.51		"	10.1		84.3	52-150			
2-Butanone	11.5		"	10.0		115	28.5-154			
1,4-Dioxane	10.3		"	10.2		101	50-150			
1,4-Dichlorobenzene	13.6		"	10.6		128	62.5-139			
1,3-Dichlorobenzene	13.1		"	10.2		128	71.9-153			
1,3-Butadiene	12.5		"	10.5		119	66.7-127			
1,3,5-Trimethylbenzene	13.5		"	10.6		127	65-152			
1,2-Dichlorotetrafluoroethane	10.6		"	10.1		105	63.3-129			

Volatile Organic Compounds by EPA Compendium TO14A/TO15 - Quality Control Data

York Analytical Laboratories, Inc.

Analyte	Result	Reporting Limit	Units	Spike Level	Source* Result	%REC	%REC Limits	Flag	RPD	RPD Limit	Flag
---------	--------	-----------------	-------	-------------	----------------	------	-------------	------	-----	-----------	------

Batch BJ20481 - EPA TO15 PREP

LCS (BJ20481-BS1)

Prepared & Analyzed: 10/08/2012

1,2-Dichloropropane	12.6		ppbv	10.7		117	21.3-152				
1,2-Dichloroethane	11.0		"	10.4		106	51.2-124				
1,2-Dichlorobenzene	13.5		"	10.6		127	63.7-148				
1,2,4-Trimethylbenzene	13.2		"	10.7		123	67.9-152				
1,2,4-Trichlorobenzene	17.2		"	11.0		156	58-147	High Bias			
1,1-Dichloroethylene	10.1		"	9.80		103	58.1-130				
1,1-Dichloroethane	11.3		"	10.2		111	63.3-130				
Trichlorofluoromethane (Freon 11)	9.91		"	10.5		94.4	56-132				
1,1,2-Trichloroethane	13.0		"	10.7		121	66-127				
1,1,2-Trichloro-1,2,2-trifluoroethane (Freon 113)	10.4		"	9.70		107	60.2-125				
1,1,2,2-Tetrachloroethane	14.3		"	10.8		132	63.7-132				
1,1,1-Trichloroethane	11.0		"	10.4		105	58.2-126				
Dichlorodifluoromethane	9.77		"	10.0		97.7	62.8-133				
1,2-Dibromoethane	12.5		"	10.6		118	70-130				
Dibromochloromethane	12.9		"	10.6		121	70-130				
Methyl Methacrylate	12.1		"	10.1		120	70-130				
Chlorobenzene	13.0		"	10.8		121	67.6-122				

Surrogate: *p*-Bromofluorobenzene

10.2

"

10.0

102

70-130

Duplicate (BJ20481-DUP1)

*Source sample: 12J0082-01 (AQ092712:1210NP4-1)

Prepared & Analyzed: 10/08/2012

Vinyl Chloride	ND	0.88	ug/m ³		ND						25
Vinyl acetate	ND	1.2	"		ND						25
Trichloroethylene	ND	0.46	"		ND						25
trans-1,3-Dichloropropylene	ND	0.78	"		ND						25
trans-1,2-Dichloroethylene	ND	0.68	"		ND						25
Toluene	3.0	0.65	"		3.0				0.00		25
Tetrahydrofuran	5.6	0.51	"		5.5				1.82		25
Tetrachloroethylene	ND	1.2	"		ND						25
Styrene	ND	0.73	"		ND						25
Propylene	ND	0.30	"		ND						25
<i>p</i> -Ethyltoluene	ND	4.2	"		ND						25
<i>p</i> - & <i>m</i> - Xylenes	ND	0.74	"		ND						25
<i>o</i> -Xylene	ND	0.74	"		ND						25
<i>n</i> -Hexane	26	0.60	"		26				0.461		25
<i>n</i> -Heptane	0.84	0.70	"		0.77				8.70		25
Methylene chloride	2.7	0.60	"		2.6				4.44		25
Methyl tert-butyl ether (MTBE)	ND	0.62	"		ND						25
4-Methyl-2-pentanone	ND	0.70	"		ND						25
Isopropanol	ND	0.42	"		ND						25
Hexachlorobutadiene	ND	1.8	"		ND						25
Ethyl Benzene	ND	0.74	"		ND						25
Ethyl acetate	ND	0.62	"		ND						25
Cyclohexane	ND	0.59	"		ND						25
cis-1,3-Dichloropropylene	ND	0.78	"		ND						25
cis-1,2-Dichloroethylene	ND	0.68	"		ND						25
Chloromethane	1.5	0.35	"		1.5				2.35		25
Chloroform	ND	0.84	"		ND						25
Chloroethane	ND	0.45	"		ND						25
Carbon tetrachloride	ND	0.54	"		ND						25
Carbon disulfide	1.8	0.53	"		1.8				2.99		25
Bromomethane	ND	0.67	"		ND						25
Bromoform	ND	1.8	"		ND						25
Bromodichloromethane	ND	1.1	"		ND						25
Benzyl chloride	ND	0.89	"		ND						25

Volatile Organic Compounds by EPA Compendium TO14A/TO15 - Quality Control Data

York Analytical Laboratories, Inc.

Analyte	Result	Reporting Limit	Units	Spike Level	Source* Result	%REC Limits	Flag	RPD	RPD Limit	Flag
Batch BJ20481 - EPA TO15 PREP										
Duplicate (BJ20481-DUP1)	*Source sample: 12J0082-01 (AQ092712:1210NP4-1)					Prepared & Analyzed: 10/08/2012				
Benzene	0.82	0.55	ug/m ³		0.82			0.00	25	
Acetone	49	0.41	"		47			4.40	25	
2-Hexanone	ND	1.4	"		ND				25	
2-Butanone	11	0.51	"		11			3.65	25	
1,4-Dioxane	ND	6.2	"		ND				25	
1,4-Dichlorobenzene	ND	1.0	"		ND				25	
1,3-Dichlorobenzene	ND	1.0	"		ND				25	
1,3-Butadiene	ND	0.74	"		ND				25	
1,3,5-Trimethylbenzene	ND	1.7	"		ND				25	
1,2-Dichlorotetrafluoroethane	ND	1.2	"		ND				25	
1,2-Dichloropropane	ND	0.79	"		ND				25	
1,2-Dichloroethane	ND	0.69	"		ND				25	
1,2-Dichlorobenzene	ND	1.0	"		ND				25	
1,2,4-Trimethylbenzene	ND	4.2	"		ND				25	
1,2,4-Trichlorobenzene	ND	1.3	"		ND				25	
1,1-Dichloroethylene	ND	0.68	"		ND				25	
1,1-Dichloroethane	ND	0.69	"		ND				25	
Trichlorofluoromethane (Freon 11)	2.2	0.96	"		2.1			4.44	25	
1,1,2-Trichloroethane	ND	0.94	"		ND				25	
1,1,2-Trichloro-1,2,2-trifluoroethane (Freon 113)	ND	1.3	"		ND				25	
1,1,2,2-Tetrachloroethane	ND	1.2	"		ND				25	
1,1,1-Trichloroethane	ND	0.94	"		ND				25	
Dichlorodifluoromethane	2.2	0.85	"		2.2			0.00	25	
1,2-Dibromoethane	ND	1.3	"		ND				25	
Dibromochloromethane	ND	1.4	"		ND				25	
Methyl Methacrylate	ND	0.70	"		ND				25	
Chlorobenzene	ND	0.79	"		ND				25	
<i>Surrogate: p-Bromofluorobenzene</i>	9.70		ppbv	10.0		97.0	70-130			

Notes and Definitions

- QL-02 This LCS analyte is outside Laboratory Recovery limits due the analyte behavior using the referenced method. The reference method has certain limitations with respect to analytes of this nature.
- B Analyte is found in the associated analysis batch blank. For volatiles, methylene chloride and acetone are common lab contaminants. Data users should consider anything <10x the blank value as artifact.
-
- ND Analyte NOT DETECTED at the stated Reporting Limit (RL) or above.
- RL REPORTING LIMIT - the minimum reportable value based upon the lowest point in the analyte calibration curve.
- MDL METHOD DETECTION LIMIT - the minimum concentration that can be measured and reported with a 99% confidence that the concentration is greater than zero. If requested or required, a value reported below the RL and above the MDL is considered estimated and is noted with a "J" flag.
- NR Not reported
- RPD Relative Percent Difference
- Wet The data has been reported on an as-received (wet weight) basis
- Low Bias Low Bias flag indicates that the recovery of the flagged analyte is below the laboratory or regulatory lower control limit. The data user should take note that this analyte may be biased low but should evaluate multiple lines of evidence including the LCS and site-specific MS/MSD data to draw bias conclusions. In cases where no site-specific MS/MSD was requested, only the LCS data can be used to evaluate such bias.
- High Bias High Bias flag indicates that the recovery of the flagged analyte is above the laboratory or regulatory upper control limit. The data user should take note that this analyte may be biased high but should evaluate multiple lines of evidence including the LCS and site-specific MS/MSD data to draw bias conclusions. In cases where no site-specific MS/MSD was requested, only the LCS data can be used to evaluate such bias.
- Non-Dir. Non-dir. flag (Non-Directional Bias) indicates that the Relative Percent Difference (RPD) (a measure of precision) among the MS and MSD data is outside the laboratory or regulatory control limit. This alerts the data user where the MS and MSD are from site-specific samples that the RPD is high due to either non-homogeneous distribution of target analyte between the MS/MSD or indicates poor reproducibility for other reasons.

If EPA SW-846 method 8270 is included herein it is noted that the target compound N-nitrosodiphenylamine (NDPA) decomposes in the gas chromatographic inlet and cannot be separated from diphenylamine (DPA). These results could actually represent 100% DPA, 100% NDPA or some combination of the two. For this reason, York reports the combined result for n-nitrosodiphenylamine and diphenylamine for either of these compounds as a combined concentration as Diphenylamine.

If Total PCBs are detected and the target aroclors reported are "Not detected", the Total PCB value is reported due to the presence of either or both Aroclors 1262 and 1268 which are non-target aroclors for some regulatory lists.

2-chloroethylvinyl ether readily breaks down under acidic conditions. Samples that are acid preserved, including standards will exhibit breakdown. The data user should take note.

Field Chain-of-Custody Record - AIR

NOTE: York's Std. Terms & Conditions are listed on the back side of this document. This document serves as your written authorization to York to proceed with the analyses requested and your signature binds you to York's Std. Terms & Conditions unless superseded by written contract.

York Project No. 12 J0082

YOUR Information Company: <u>LBG</u> Address: <u>4 Research Dr, Suite 201</u> <u>Shelton, CT 06484</u> Phone No: <u>203-929-8555</u> Contract Person: <u>Tunde Sander</u> E-Mail Address: <u>TSander@LBGCT.com</u>		Report To: Company: <u>Same</u> Address: _____ Phone No: _____ Attention: _____ E-Mail Address: _____		Invoice To: Company: <u>Same</u> Address: _____ Phone No: _____ Attention: _____ E-Mail Address: _____		YOUR Project ID <u>Howe Industries</u> Purchase Order No. <u>NABSAG</u> Samples from: CT NY X NJ		Turn-Around Time RUSH - Same Day <input type="checkbox"/> RUSH - Next Day <input type="checkbox"/> RUSH - Two Day <input type="checkbox"/> RUSH - Three Day <input type="checkbox"/> RUSH - Four Day <input type="checkbox"/> Standard (5-7 Days) <input checked="" type="checkbox"/>		Report Type/Deliverables Summary Report <input checked="" type="checkbox"/> Summary w/ QA Summary <input checked="" type="checkbox"/> CT RCP Package <input type="checkbox"/> NY ASP A Package <input type="checkbox"/> NY ASP B/CLP Pkg <input type="checkbox"/> NIDEP Reduced <input type="checkbox"/> Electronic Deliverables: _____ EDD (Specify Type) _____ Standard Excel <input checked="" type="checkbox"/> Regulatory Comparison Excel _____	
---------------------------------------------------------------------------------------------------------------------------------------------------------------------------------------------------------------------------------------------	--	-----------------------------------------------------------------------------------------------------------------------------	--	------------------------------------------------------------------------------------------------------------------------------	--	---------------------------------------------------------------------------------------------------------------------	--	----------------------------------------------------------------------------------------------------------------------------------------------------------------------------------------------------------------------------------------------------------------------------------------------------------------	--	--------------------------------------------------------------------------------------------------------------------------------------------------------------------------------------------------------------------------------------------------------------------------------------------------------------------------------------------------------------------------------------------------------------------------------------------------------------------------------------------	--

Print Clearly and Legibly. All Information must be complete. Samples will NOT be logged in and the turn-around time clock will not begin until any questions by York are resolved.

Air Matrix Codes:
 AI - INDOOR Ambient Air
 AO - OUTDOOR Amb. Air
 AE - Vapor Extraction Well/ Process Gas/Effluent
 AS - SOIL Vapor/Sub-Slab

Identified Compounds:
 EPA TO-15 List
 NYSDEC VI list
 NYSDEC STARS List
 Project Specific List by TO-15 Helman
 NIDEP Target List
 CTDEP RCP Target List

Detection Limits Required:
 ≤ 1 ug/m³
 NYSDEC VI Limits (VI - vapor indicator)
 NIDEP low level
 Routine Survey
 Other _____

Special Instructions

Sample Identification	Date Sampled	AIR Matrix	Canister Vacuum Before Sampling (in. Hg)	Canister Vacuum After Sampling (in. Hg)	Check Analytes Needed from the Mean Above and Enter Below	Sampling Media
AQ092712:1210N1P4-1	9/27/12	AE	---	---	EPA TO-15 List	6 Liter Summa canister Tedlar Bag
AQ092712:1215N1P4-2	1215	AE	---	---	---	6 Liter Summa canister Tedlar Bag
AQ092712:1220N1P4-3	1220	AE	---	---	---	6 Liter Summa canister Tedlar Bag
						6 Liter Summa canister Tedlar Bag
						6 Liter Summa canister Tedlar Bag
						6 Liter Summa canister Tedlar Bag
						6 Liter Summa canister Tedlar Bag
						6 Liter Summa canister Tedlar Bag
						6 Liter Summa canister Tedlar Bag

Comments: No regulator used during sample collection
6-26

Samples Relinquished By: [Signature] Date/Time: 9/28/12 15:30

Samples Received By: [Signature] Date/Time: 9-28-12 1635

Samples Relinquished By: _____ Date/Time: _____

Samples Received in LAB by: _____ Date/Time: _____