

TABLE 2

**GROUNDWATER REMEDIAL ACTION
ROWE INDUSTRIES SUPERFUND SITE
SAG HARBOR, NEW YORK**

Effluent Water Quality Results

Date Sampled ^{2/}	pH ^{1/}	TDS (mg/l)	PCE (ug/l)	1,1,1-TCA (ug/l)	TCE (ug/l)	1,1-DCA (ug/l)	1,1-DCE (ug/l)	cis-1,2-DCE (ug/l)	trans-1,2-DCE (ug/l)	Xylene (ug/l)	Toluene (ug/l)	Ethylbenzene (ug/l)	Methylene Chloride (ug/l)	Freon 113 (ug/l)	Naphthalene (ug/l)	Chloroform (ug/l)	Total Iron (mg/l)	Dissolved Iron (mg/l)
SPDES Limits	5.0 to 8.5	---	5	5	5	5	5	5	5	5	5	5	5	---	10	7	---	---
1-Oct-13	7.0	112	ND<0.5	ND<0.5	ND<0.5	ND<0.5	ND<0.5	ND<0.5	ND<0.5	ND<0.5	ND<0.5	ND<0.5	ND<2	ND<0.5	ND<0.5	ND<0.5	0.86	0.107
8-Oct-13	7.0	185	ND<0.5	ND<0.5	ND<0.5	ND<0.5	ND<0.5	ND<0.5	ND<0.5	ND<0.5	ND<0.5	ND<0.5	ND<2	ND<0.5	ND<0.5	ND<0.5	12.20	0.100
17-Oct-13	7.0	48	ND<0.5	ND<0.5	ND<0.5	ND<0.5	ND<0.5	ND<0.5	ND<0.5	ND<0.5	ND<0.5	ND<0.5	ND<2	ND<0.5	ND<0.5	ND<0.5	13.60	ND<0.02
24-Oct-13	7.0	126	ND<0.5	ND<0.5	ND<0.5	ND<0.5	ND<0.5	ND<0.5	ND<0.5	ND<0.5	ND<0.5	ND<0.5	ND<2	ND<0.5	ND<0.5	ND<0.5	16.20	0.036
28-Oct-13	7.0	135	ND<0.5	ND<0.5	ND<0.5	ND<0.5	ND<0.5	ND<0.5	ND<0.5	ND<0.5	ND<0.5	ND<0.5	ND<2	ND<0.5	ND<0.5	ND<0.5	5.73	0.034

SPDES: State Pollutant Discharge Elimination System

mg/l: Milligrams per liter
ug/l: Micrograms per liter

----: Not established

J: Analyte detected below quantitation limits, value shown is a laboratory estimate.

B: Analyte was found in the associated analysis batch blank. For volatiles, methylene chloride and acetone are common lab contaminants.

ND: Not detected

NM: Not Measured

TDS: Total dissolved solids

PCE: Tetrachloroethylene

1,1,1-TCA: 1,1,1-Trichloroethane

TCE: Trichloroethene

1,1-DCA: 1,1-Dichloroethane

1,1-DCE: 1,1-Dichloroethene

cis-1,2-DCE: cis-1,2-Dichloroethene

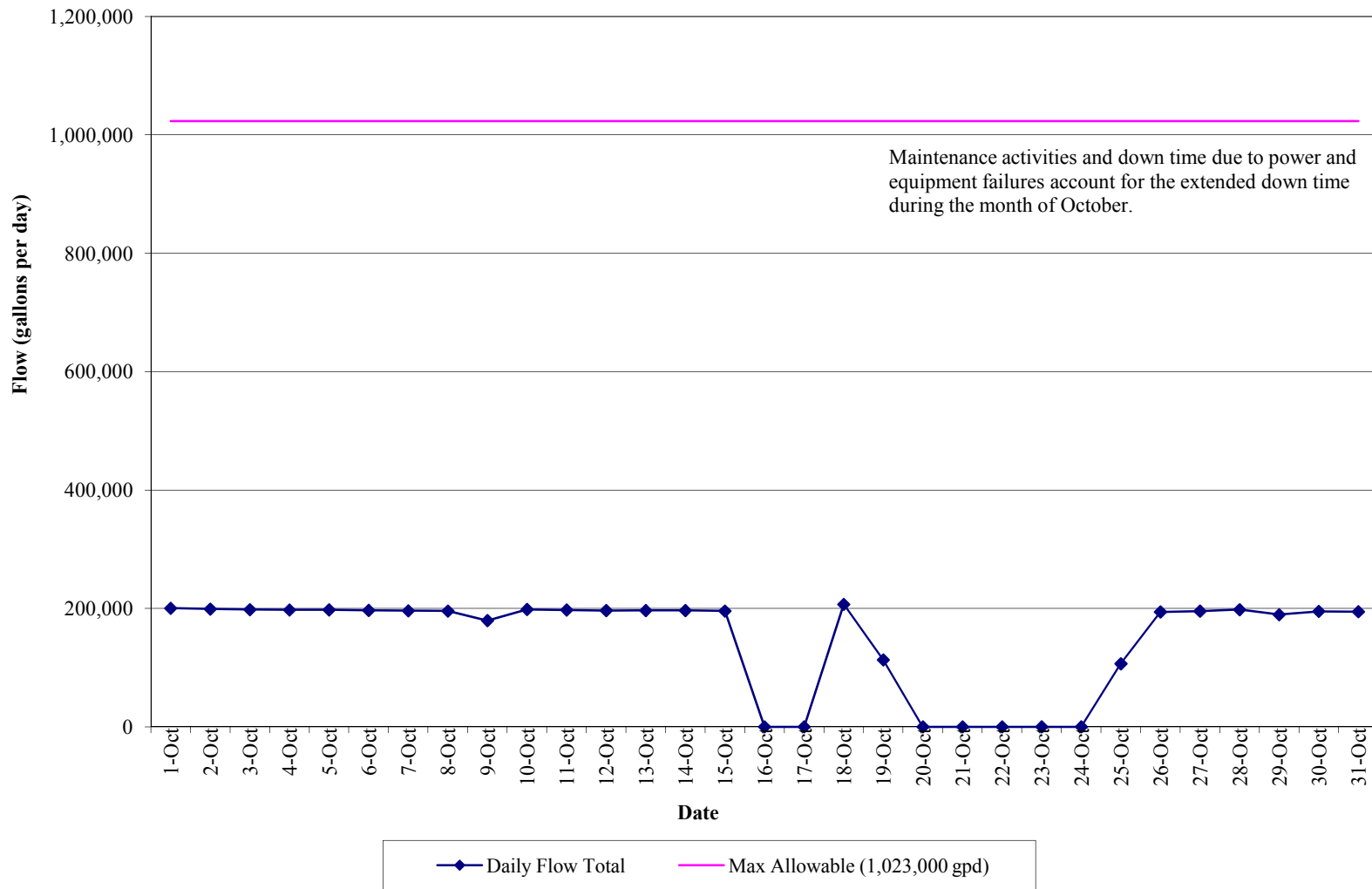
trans-1,2,-DCE: trans-1,2-Dichloroethene

Notes:


1. Based on the SPDES criteria from an NYSDEC letter dated on October 21, 2011, the new allowable pH range for the Rowe Site is between 5.0 and 8.5.
2. "Effluent" samples were collected from sample port labeled NP2-10 unless otherwise noted.

**GRAPH 1
GROUNDWATER REMEDIAL ACTION
ROWE INDUSTRIES SUPERFUND SITE
SAG HARBOR, NEW YORK**

**Effluent Flow Data
(October 1, 2013 to October 31, 2013)**



APPENDIX I
OCTOBER 2013 LABORATORY ANALYTICAL REPORTS
FOR FSP&T SYSTEM



Technical Report

prepared for:

Leggette Brashears & Graham Shelton Office

4 Research Drive, Suite 301

Shelton CT, 06484

Attention: Mark Goldberg

Report Date: 10/11/2013

Client Project ID: O&M Sag Harbor (Rowe Industries Site)

York Project (SDG) No.: 13J0214

CT Cert. No. PH-0723

New Jersey Cert. No. CT-005



New York Cert. No. 10854

PA Cert. No. 68-04440

Leggette Brashears & Graham Shelton Office

4 Research Drive, Suite 301
Shelton CT, 06484
Attention: Mark Goldberg

Purpose and Results

This report contains the analytical data for the sample(s) identified on the attached chain-of-custody received in our laboratory on October 04, 2013 and listed below. The project was identified as your project: **O&M Sag Harbor (Rowe Industries Site)**.

The analyses were conducted utilizing appropriate EPA, Standard Methods, and ASTM methods as detailed in the data summary tables.

All samples were received in proper condition meeting the customary acceptance requirements for environmental samples except those indicated under the Notes section of this report.

All analyses met the method and laboratory standard operating procedure requirements except as indicated by any data flags, the meaning of which are explained in the attachment to this report, and case narrative if applicable.

The results of the analyses, which are all reported on dry weight basis (soils) unless otherwise noted, are detailed in the following pages.

Please contact Client Services at 203.325.1371 with any questions regarding this report.

<u>York Sample ID</u>	<u>Client Sample ID</u>	<u>Matrix</u>	<u>Date Collected</u>	<u>Date Received</u>
13J0214-01	WQ10013:1010NP2-10	Water	10/01/2013	10/04/2013
13J0216-01	WQ100113:1000NP2-6	Water	10/01/2013	10/04/2013
13J0216-02	WQ100113:1005NP2-7	Water	10/01/2013	10/04/2013

General Notes for York Project (SDG) No.: 13J0214

1. The RLs and MDLs (Reporting Limit and Method Detection Limit respectively) reported are adjusted for any dilution necessary due to the levels of target and/or non-target analytes and matrix interference. The RL(REPORTING LIMIT) is based upon the lowest standard utilized for the calibration where applicable.
2. Samples are retained for a period of thirty days after submittal of report, unless other arrangements are made.
3. York's liability for the above data is limited to the dollar value paid to York for the referenced project.
4. This report shall not be reproduced without the written approval of York Analytical Laboratories, Inc.
5. All samples were received in proper condition for analysis with proper documentation, unless otherwise noted.
6. All analyses conducted met method or Laboratory SOP requirements. See the Qualifiers and/or Narrative sections for further information.
7. It is noted that no analyses reported herein were subcontracted to another laboratory, unless noted in the report.
8. This report reflects results that relate only to the samples submitted on the attached chain-of-custody form(s) received by York.


Approved By:



Benjamin Gulizia
Laboratory Director

Date: 10/11/2013

YORK



Sample Information

Client Sample ID: WQ10013:1010NP2-10

York Sample ID: 13J0214-01

York Project (SDG) No.
13J0214

Client Project ID
O&M Sag Harbor (Rowe Industries Site)

Matrix
Water

Collection Date/Time
October 1, 2013 10:10 am

Date Received
10/04/2013


Volatile Organics, 8260 List - Low Level

Log-in Notes:

Sample Notes:

Sample Prepared by Method: EPA 5030B

CAS No.	Parameter	Result	Flag	Units	MDL	RL	Dilution	Reference Method	Date/Time Prepared	Date/Time Analyzed	Analyst
630-20-6	1,1,1,2-Tetrachloroethane	ND		ug/L	0.20	0.50	1	EPA 8260C	10/10/2013 07:43	10/10/2013 14:37	BK
71-55-6	1,1,1-Trichloroethane	ND		ug/L	0.20	0.50	1	EPA 8260C	10/10/2013 07:43	10/10/2013 14:37	BK
79-34-5	1,1,2,2-Tetrachloroethane	ND		ug/L	0.20	0.50	1	EPA 8260C	10/10/2013 07:43	10/10/2013 14:37	BK
76-13-1	1,1,2-Trichloro-1,2,2-trifluoroethane (Freon 113)	ND		ug/L	0.20	0.50	1	EPA 8260C	10/10/2013 07:43	10/10/2013 14:37	BK
79-00-5	1,1,2-Trichloroethane	ND		ug/L	0.20	0.50	1	EPA 8260C	10/10/2013 07:43	10/10/2013 14:37	BK
75-34-3	1,1-Dichloroethane	ND		ug/L	0.20	0.50	1	EPA 8260C	10/10/2013 07:43	10/10/2013 14:37	BK
75-35-4	1,1-Dichloroethylene	ND		ug/L	0.20	0.50	1	EPA 8260C	10/10/2013 07:43	10/10/2013 14:37	BK
563-58-6	1,1-Dichloropropylene	ND		ug/L	0.20	0.50	1	EPA 8260C	10/10/2013 07:43	10/10/2013 14:37	BK
87-61-6	1,2,3-Trichlorobenzene	ND		ug/L	0.20	0.50	1	EPA 8260C	10/10/2013 07:43	10/10/2013 14:37	BK
96-18-4	1,2,3-Trichloropropane	ND		ug/L	0.20	0.50	1	EPA 8260C	10/10/2013 07:43	10/10/2013 14:37	BK
120-82-1	1,2,4-Trichlorobenzene	ND		ug/L	0.20	0.50	1	EPA 8260C	10/10/2013 07:43	10/10/2013 14:37	BK
95-63-6	1,2,4-Trimethylbenzene	ND		ug/L	0.20	0.50	1	EPA 8260C	10/10/2013 07:43	10/10/2013 14:37	BK
96-12-8	1,2-Dibromo-3-chloropropane	ND		ug/L	0.20	0.50	1	EPA 8260C	10/10/2013 07:43	10/10/2013 14:37	BK
106-93-4	1,2-Dibromoethane	ND		ug/L	0.20	0.50	1	EPA 8260C	10/10/2013 07:43	10/10/2013 14:37	BK
95-50-1	1,2-Dichlorobenzene	ND		ug/L	0.20	0.50	1	EPA 8260C	10/10/2013 07:43	10/10/2013 14:37	BK
107-06-2	1,2-Dichloroethane	ND		ug/L	0.20	0.50	1	EPA 8260C	10/10/2013 07:43	10/10/2013 14:37	BK
78-87-5	1,2-Dichloropropane	ND		ug/L	0.20	0.50	1	EPA 8260C	10/10/2013 07:43	10/10/2013 14:37	BK
108-67-8	1,3,5-Trimethylbenzene	ND		ug/L	0.20	0.50	1	EPA 8260C	10/10/2013 07:43	10/10/2013 14:37	BK
541-73-1	1,3-Dichlorobenzene	ND		ug/L	0.20	0.50	1	EPA 8260C	10/10/2013 07:43	10/10/2013 14:37	BK
142-28-9	1,3-Dichloropropane	ND		ug/L	0.20	0.50	1	EPA 8260C	10/10/2013 07:43	10/10/2013 14:37	BK
106-46-7	1,4-Dichlorobenzene	ND		ug/L	0.20	0.50	1	EPA 8260C	10/10/2013 07:43	10/10/2013 14:37	BK
594-20-7	2,2-Dichloropropane	ND		ug/L	0.20	0.50	1	EPA 8260C	10/10/2013 07:43	10/10/2013 14:37	BK
95-49-8	2-Chlorotoluene	ND		ug/L	0.20	0.50	1	EPA 8260C	10/10/2013 07:43	10/10/2013 14:37	BK
591-78-6	2-Hexanone	ND		ug/L	0.20	0.50	1	EPA 8260C	10/10/2013 07:43	10/10/2013 14:37	BK
106-43-4	4-Chlorotoluene	ND		ug/L	0.20	0.50	1	EPA 8260C	10/10/2013 07:43	10/10/2013 14:37	BK
67-64-1	Acetone	ND		ug/L	1.0	2.0	1	EPA 8260C	10/10/2013 07:43	10/10/2013 14:37	BK
71-43-2	Benzene	ND		ug/L	0.20	0.50	1	EPA 8260C	10/10/2013 07:43	10/10/2013 14:37	BK
108-86-1	Bromobenzene	ND		ug/L	0.20	0.50	1	EPA 8260C	10/10/2013 07:43	10/10/2013 14:37	BK
74-97-5	Bromochloromethane	ND		ug/L	0.20	0.50	1	EPA 8260C	10/10/2013 07:43	10/10/2013 14:37	BK
75-27-4	Bromodichloromethane	ND		ug/L	0.20	0.50	1	EPA 8260C	10/10/2013 07:43	10/10/2013 14:37	BK
75-25-2	Bromoform	ND		ug/L	0.20	0.50	1	EPA 8260C	10/10/2013 07:43	10/10/2013 14:37	BK
74-83-9	Bromomethane	ND		ug/L	0.20	0.50	1	EPA 8260C	10/10/2013 07:43	10/10/2013 14:37	BK



Sample Information

Client Sample ID: WQ10013:1010NP2-10

York Sample ID: 13J0214-01

York Project (SDG) No.

Client Project ID

Matrix

Collection Date/Time

Date Received

13J0214

O&M Sag Harbor (Rowe Industries Site)

Water

October 1, 2013 10:10 am

10/04/2013


Volatile Organics, 8260 List - Low Level

Log-in Notes:

Sample Notes:

Sample Prepared by Method: EPA 5030B

CAS No.	Parameter	Result	Flag	Units	MDL	RL	Dilution	Reference Method	Date/Time Prepared	Date/Time Analyzed	Analyst
56-23-5	Carbon tetrachloride	ND		ug/L	0.20	0.50	1	EPA 8260C	10/10/2013 07:43	10/10/2013 14:37	BK
108-90-7	Chlorobenzene	ND		ug/L	0.20	0.50	1	EPA 8260C	10/10/2013 07:43	10/10/2013 14:37	BK
75-00-3	Chloroethane	ND		ug/L	0.20	0.50	1	EPA 8260C	10/10/2013 07:43	10/10/2013 14:37	BK
67-66-3	Chloroform	ND		ug/L	0.20	0.50	1	EPA 8260C	10/10/2013 07:43	10/10/2013 14:37	BK
74-87-3	Chloromethane	ND		ug/L	0.20	0.50	1	EPA 8260C	10/10/2013 07:43	10/10/2013 14:37	BK
156-59-2	cis-1,2-Dichloroethylene	ND		ug/L	0.20	0.50	1	EPA 8260C	10/10/2013 07:43	10/10/2013 14:37	BK
10061-01-5	cis-1,3-Dichloropropylene	ND		ug/L	0.20	0.50	1	EPA 8260C	10/10/2013 07:43	10/10/2013 14:37	BK
124-48-1	Dibromochloromethane	ND		ug/L	0.20	0.50	1	EPA 8260C	10/10/2013 07:43	10/10/2013 14:37	BK
74-95-3	Dibromomethane	ND		ug/L	0.20	0.50	1	EPA 8260C	10/10/2013 07:43	10/10/2013 14:37	BK
75-71-8	Dichlorodifluoromethane	ND		ug/L	0.20	0.50	1	EPA 8260C	10/10/2013 07:43	10/10/2013 14:37	BK
100-41-4	Ethyl Benzene	ND		ug/L	0.20	0.50	1	EPA 8260C	10/10/2013 07:43	10/10/2013 14:37	BK
87-68-3	Hexachlorobutadiene	ND		ug/L	0.20	0.50	1	EPA 8260C	10/10/2013 07:43	10/10/2013 14:37	BK
98-82-8	Isopropylbenzene	ND		ug/L	0.20	0.50	1	EPA 8260C	10/10/2013 07:43	10/10/2013 14:37	BK
1634-04-4	Methyl tert-butyl ether (MTBE)	ND		ug/L	0.20	0.50	1	EPA 8260C	10/10/2013 07:43	10/10/2013 14:37	BK
75-09-2	Methylene chloride	ND		ug/L	1.0	2.0	1	EPA 8260C	10/10/2013 07:43	10/10/2013 14:37	BK
91-20-3	Naphthalene	ND		ug/L	1.0	2.0	1	EPA 8260C	10/10/2013 07:43	10/10/2013 14:37	BK
104-51-8	n-Butylbenzene	ND		ug/L	0.20	0.50	1	EPA 8260C	10/10/2013 07:43	10/10/2013 14:37	BK
103-65-1	n-Propylbenzene	ND		ug/L	0.20	0.50	1	EPA 8260C	10/10/2013 07:43	10/10/2013 14:37	BK
95-47-6	o-Xylene	ND		ug/L	0.20	0.50	1	EPA 8260C	10/10/2013 07:43	10/10/2013 14:37	BK
179601-23-1	p- & m- Xylenes	ND		ug/L	0.50	1.0	1	EPA 8260C	10/10/2013 07:43	10/10/2013 14:37	BK
99-87-6	p-Isopropyltoluene	ND		ug/L	0.20	0.50	1	EPA 8260C	10/10/2013 07:43	10/10/2013 14:37	BK
135-98-8	sec-Butylbenzene	ND		ug/L	0.20	0.50	1	EPA 8260C	10/10/2013 07:43	10/10/2013 14:37	BK
100-42-5	Styrene	ND		ug/L	0.20	0.50	1	EPA 8260C	10/10/2013 07:43	10/10/2013 14:37	BK
98-06-6	tert-Butylbenzene	ND		ug/L	0.20	0.50	1	EPA 8260C	10/10/2013 07:43	10/10/2013 14:37	BK
127-18-4	Tetrachloroethylene	ND		ug/L	0.20	0.50	1	EPA 8260C	10/10/2013 07:43	10/10/2013 14:37	BK
108-88-3	Toluene	ND		ug/L	0.20	0.50	1	EPA 8260C	10/10/2013 07:43	10/10/2013 14:37	BK
156-60-5	trans-1,2-Dichloroethylene	ND		ug/L	0.20	0.50	1	EPA 8260C	10/10/2013 07:43	10/10/2013 14:37	BK
10061-02-6	trans-1,3-Dichloropropylene	ND		ug/L	0.20	0.50	1	EPA 8260C	10/10/2013 07:43	10/10/2013 14:37	BK
79-01-6	Trichloroethylene	ND		ug/L	0.20	0.50	1	EPA 8260C	10/10/2013 07:43	10/10/2013 14:37	BK
75-69-4	Trichlorofluoromethane	ND		ug/L	0.20	0.50	1	EPA 8260C	10/10/2013 07:43	10/10/2013 14:37	BK
75-01-4	Vinyl Chloride	ND		ug/L	0.50	0.50	1	EPA 8260C	10/10/2013 07:43	10/10/2013 14:37	BK
1330-20-7	Xylenes, Total	ND		ug/L	0.60	1.5	1	EPA 8260C	10/10/2013 07:43	10/10/2013 14:37	BK



Sample Information

Client Sample ID: WQ10013:1010NP2-10

York Sample ID: 13J0214-01

York Project (SDG) No.

Client Project ID

Matrix

Collection Date/Time

Date Received

13J0214

O&M Sag Harbor (Rowe Industries Site)

Water

October 1, 2013 10:10 am

10/04/2013

Volatile Organics, 8260 List - Low Level

Log-in Notes:

Sample Notes:

Sample Prepared by Method: EPA 5030B

CAS No.	Parameter	Result	Flag	Units	MDL	RL	Dilution	Reference Method	Date/Time Prepared	Date/Time Analyzed	Analyst
Surrogate Recoveries		Result			Acceptance Range						
17060-07-0	Surrogate: 1,2-Dichloroethane-d4	125 %			79	133					
460-00-4	Surrogate: p-Bromofluorobenzene	116 %			65	133					
2037-26-5	Surrogate: Toluene-d8	102 %			80	123					

Iron by EPA 200.7

Log-in Notes:

Sample Notes:

Sample Prepared by Method: EPA 3010A

CAS No.	Parameter	Result	Flag	Units	MDL	RL	Dilution	Reference Method	Date/Time Prepared	Date/Time Analyzed	Analyst
7439-89-6	Iron	0.862		mg/L	0.0146	0.0200	1	EPA 200.7	10/08/2013 15:40	10/08/2013 19:46	MW

Iron, Dissolved by EPA 6010

Log-in Notes:

Sample Notes:

Sample Prepared by Method: EPA 3010A

CAS No.	Parameter	Result	Flag	Units	MDL	RL	Dilution	Reference Method	Date/Time Prepared	Date/Time Analyzed	Analyst
7439-89-6	Iron	0.107		mg/L	0.0200	0.0200	1	EPA 6010C	10/08/2013 15:37	10/08/2013 17:38	MW

Total Dissolved Solids

Log-in Notes:

Sample Notes:

Sample Prepared by Method: % Solids Prep

CAS No.	Parameter	Result	Flag	Units	MDL	RL	Dilution	Reference Method	Date/Time Prepared	Date/Time Analyzed	Analyst
	Total Dissolved Solids	112		mg/L	1.00	1.00	1	SM 2540C	10/07/2013 16:34	10/08/2013 15:26	BGS

Sample Information

Client Sample ID: WQ100113:1000NP2-6

York Sample ID: 13J0216-01

York Project (SDG) No.

Client Project ID

Matrix

Collection Date/Time

Date Received

13J0216

Rowe Industries

Water

October 1, 2013 10:00 am

10/04/2013


Volatile Organics, 8260 List - Low Level

Log-in Notes:

Sample Notes:

Sample Prepared by Method: EPA 5030B

CAS No.	Parameter	Result	Flag	Units	MDL	RL	Dilution	Reference Method	Date/Time Prepared	Date/Time Analyzed	Analyst
630-20-6	1,1,1,2-Tetrachloroethane	ND		ug/L	0.20	0.50	1	EPA 8260C	10/10/2013 07:43	10/10/2013 13:13	BK
71-55-6	1,1,1-Trichloroethane	0.57		ug/L	0.20	0.50	1	EPA 8260C	10/10/2013 07:43	10/10/2013 13:13	BK
79-34-5	1,1,2,2-Tetrachloroethane	ND		ug/L	0.20	0.50	1	EPA 8260C	10/10/2013 07:43	10/10/2013 13:13	BK
76-13-1	1,2-Trichloro-1,2,2-trifluoroethane (Freon 113)	ND		ug/L	0.20	0.50	1	EPA 8260C	10/10/2013 07:43	10/10/2013 13:13	BK
79-00-5	1,1,2-Trichloroethane	ND		ug/L	0.20	0.50	1	EPA 8260C	10/10/2013 07:43	10/10/2013 13:13	BK
75-34-3	1,1-Dichloroethane	0.20	J	ug/L	0.20	0.50	1	EPA 8260C	10/10/2013 07:43	10/10/2013 13:13	BK
75-35-4	1,1-Dichloroethylene	ND		ug/L	0.20	0.50	1	EPA 8260C	10/10/2013 07:43	10/10/2013 13:13	BK
563-58-6	1,1-Dichloropropylene	ND		ug/L	0.20	0.50	1	EPA 8260C	10/10/2013 07:43	10/10/2013 13:13	BK



Sample Information

Client Sample ID: WQ100113:1000NP2-6

York Sample ID: 13J0216-01

York Project (SDG) No.

Client Project ID

Matrix

Collection Date/Time

Date Received

13J0216

Rowe Industries

Water

October 1, 2013 10:00 am

10/04/2013


Volatile Organics, 8260 List - Low Level

Log-in Notes:

Sample Notes:

Sample Prepared by Method: EPA 5030B

CAS No.	Parameter	Result	Flag	Units	MDL	RL	Dilution	Reference Method	Date/Time Prepared	Date/Time Analyzed	Analyst
87-61-6	1,2,3-Trichlorobenzene	ND		ug/L	0.20	0.50	1	EPA 8260C	10/10/2013 07:43	10/10/2013 13:13	BK
96-18-4	1,2,3-Trichloropropane	ND		ug/L	0.20	0.50	1	EPA 8260C	10/10/2013 07:43	10/10/2013 13:13	BK
120-82-1	1,2,4-Trichlorobenzene	ND		ug/L	0.20	0.50	1	EPA 8260C	10/10/2013 07:43	10/10/2013 13:13	BK
95-63-6	1,2,4-Trimethylbenzene	ND		ug/L	0.20	0.50	1	EPA 8260C	10/10/2013 07:43	10/10/2013 13:13	BK
96-12-8	1,2-Dibromo-3-chloropropane	ND		ug/L	0.20	0.50	1	EPA 8260C	10/10/2013 07:43	10/10/2013 13:13	BK
106-93-4	1,2-Dibromoethane	ND		ug/L	0.20	0.50	1	EPA 8260C	10/10/2013 07:43	10/10/2013 13:13	BK
95-50-1	1,2-Dichlorobenzene	ND		ug/L	0.20	0.50	1	EPA 8260C	10/10/2013 07:43	10/10/2013 13:13	BK
107-06-2	1,2-Dichloroethane	ND		ug/L	0.20	0.50	1	EPA 8260C	10/10/2013 07:43	10/10/2013 13:13	BK
78-87-5	1,2-Dichloropropane	ND		ug/L	0.20	0.50	1	EPA 8260C	10/10/2013 07:43	10/10/2013 13:13	BK
108-67-8	1,3,5-Trimethylbenzene	ND		ug/L	0.20	0.50	1	EPA 8260C	10/10/2013 07:43	10/10/2013 13:13	BK
541-73-1	1,3-Dichlorobenzene	ND		ug/L	0.20	0.50	1	EPA 8260C	10/10/2013 07:43	10/10/2013 13:13	BK
142-28-9	1,3-Dichloropropane	ND		ug/L	0.20	0.50	1	EPA 8260C	10/10/2013 07:43	10/10/2013 13:13	BK
106-46-7	1,4-Dichlorobenzene	ND		ug/L	0.20	0.50	1	EPA 8260C	10/10/2013 07:43	10/10/2013 13:13	BK
594-20-7	2,2-Dichloropropane	ND		ug/L	0.20	0.50	1	EPA 8260C	10/10/2013 07:43	10/10/2013 13:13	BK
95-49-8	2-Chlorotoluene	ND		ug/L	0.20	0.50	1	EPA 8260C	10/10/2013 07:43	10/10/2013 13:13	BK
591-78-6	2-Hexanone	ND		ug/L	0.20	0.50	1	EPA 8260C	10/10/2013 07:43	10/10/2013 13:13	BK
106-43-4	4-Chlorotoluene	ND		ug/L	0.20	0.50	1	EPA 8260C	10/10/2013 07:43	10/10/2013 13:13	BK
67-64-1	Acetone	ND		ug/L	1.0	2.0	1	EPA 8260C	10/10/2013 07:43	10/10/2013 13:13	BK
71-43-2	Benzene	ND		ug/L	0.20	0.50	1	EPA 8260C	10/10/2013 07:43	10/10/2013 13:13	BK
108-86-1	Bromobenzene	ND		ug/L	0.20	0.50	1	EPA 8260C	10/10/2013 07:43	10/10/2013 13:13	BK
74-97-5	Bromochloromethane	ND		ug/L	0.20	0.50	1	EPA 8260C	10/10/2013 07:43	10/10/2013 13:13	BK
75-27-4	Bromodichloromethane	ND		ug/L	0.20	0.50	1	EPA 8260C	10/10/2013 07:43	10/10/2013 13:13	BK
75-25-2	Bromoform	ND		ug/L	0.20	0.50	1	EPA 8260C	10/10/2013 07:43	10/10/2013 13:13	BK
74-83-9	Bromomethane	ND		ug/L	0.20	0.50	1	EPA 8260C	10/10/2013 07:43	10/10/2013 13:13	BK
56-23-5	Carbon tetrachloride	ND		ug/L	0.20	0.50	1	EPA 8260C	10/10/2013 07:43	10/10/2013 13:13	BK
108-90-7	Chlorobenzene	ND		ug/L	0.20	0.50	1	EPA 8260C	10/10/2013 07:43	10/10/2013 13:13	BK
75-00-3	Chloroethane	ND		ug/L	0.20	0.50	1	EPA 8260C	10/10/2013 07:43	10/10/2013 13:13	BK
67-66-3	Chloroform	ND		ug/L	0.20	0.50	1	EPA 8260C	10/10/2013 07:43	10/10/2013 13:13	BK
74-87-3	Chloromethane	ND		ug/L	0.20	0.50	1	EPA 8260C	10/10/2013 07:43	10/10/2013 13:13	BK
156-59-2	cis-1,2-Dichloroethylene	0.68		ug/L	0.20	0.50	1	EPA 8260C	10/10/2013 07:43	10/10/2013 13:13	BK
10061-01-5	cis-1,3-Dichloropropylene	ND		ug/L	0.20	0.50	1	EPA 8260C	10/10/2013 07:43	10/10/2013 13:13	BK
124-48-1	Dibromochloromethane	ND		ug/L	0.20	0.50	1	EPA 8260C	10/10/2013 07:43	10/10/2013 13:13	BK



Sample Information

Client Sample ID: WQ100113:1000NP2-6

York Sample ID: 13J0216-01

York Project (SDG) No.

Client Project ID

Matrix

Collection Date/Time

Date Received

13J0216

Rowe Industries

Water

October 1, 2013 10:00 am

10/04/2013


Volatile Organics, 8260 List - Low Level

Log-in Notes:

Sample Notes:

Sample Prepared by Method: EPA 5030B

CAS No.	Parameter	Result	Flag	Units	MDL	RL	Dilution	Reference Method	Date/Time Prepared	Date/Time Analyzed	Analyst
74-95-3	Dibromomethane	ND		ug/L	0.20	0.50	1	EPA 8260C	10/10/2013 07:43	10/10/2013 13:13	BK
75-71-8	Dichlorodifluoromethane	ND		ug/L	0.20	0.50	1	EPA 8260C	10/10/2013 07:43	10/10/2013 13:13	BK
100-41-4	Ethyl Benzene	ND		ug/L	0.20	0.50	1	EPA 8260C	10/10/2013 07:43	10/10/2013 13:13	BK
87-68-3	Hexachlorobutadiene	ND		ug/L	0.20	0.50	1	EPA 8260C	10/10/2013 07:43	10/10/2013 13:13	BK
98-82-8	Isopropylbenzene	ND		ug/L	0.20	0.50	1	EPA 8260C	10/10/2013 07:43	10/10/2013 13:13	BK
1634-04-4	Methyl tert-butyl ether (MTBE)	ND		ug/L	0.20	0.50	1	EPA 8260C	10/10/2013 07:43	10/10/2013 13:13	BK
75-09-2	Methylene chloride	ND		ug/L	1.0	2.0	1	EPA 8260C	10/10/2013 07:43	10/10/2013 13:13	BK
91-20-3	Naphthalene	ND		ug/L	1.0	2.0	1	EPA 8260C	10/10/2013 07:43	10/10/2013 13:13	BK
104-51-8	n-Butylbenzene	ND		ug/L	0.20	0.50	1	EPA 8260C	10/10/2013 07:43	10/10/2013 13:13	BK
103-65-1	n-Propylbenzene	ND		ug/L	0.20	0.50	1	EPA 8260C	10/10/2013 07:43	10/10/2013 13:13	BK
95-47-6	o-Xylene	ND		ug/L	0.20	0.50	1	EPA 8260C	10/10/2013 07:43	10/10/2013 13:13	BK
179601-23-1	p- & m- Xylenes	ND		ug/L	0.50	1.0	1	EPA 8260C	10/10/2013 07:43	10/10/2013 13:13	BK
99-87-6	p-Isopropyltoluene	ND		ug/L	0.20	0.50	1	EPA 8260C	10/10/2013 07:43	10/10/2013 13:13	BK
135-98-8	sec-Butylbenzene	ND		ug/L	0.20	0.50	1	EPA 8260C	10/10/2013 07:43	10/10/2013 13:13	BK
100-42-5	Styrene	ND		ug/L	0.20	0.50	1	EPA 8260C	10/10/2013 07:43	10/10/2013 13:13	BK
98-06-6	tert-Butylbenzene	ND		ug/L	0.20	0.50	1	EPA 8260C	10/10/2013 07:43	10/10/2013 13:13	BK
127-18-4	Tetrachloroethylene	2.2		ug/L	0.20	0.50	1	EPA 8260C	10/10/2013 07:43	10/10/2013 13:13	BK
108-88-3	Toluene	ND		ug/L	0.20	0.50	1	EPA 8260C	10/10/2013 07:43	10/10/2013 13:13	BK
156-60-5	trans-1,2-Dichloroethylene	ND		ug/L	0.20	0.50	1	EPA 8260C	10/10/2013 07:43	10/10/2013 13:13	BK
10061-02-6	trans-1,3-Dichloropropylene	ND		ug/L	0.20	0.50	1	EPA 8260C	10/10/2013 07:43	10/10/2013 13:13	BK
79-01-6	Trichloroethylene	0.34	J	ug/L	0.20	0.50	1	EPA 8260C	10/10/2013 07:43	10/10/2013 13:13	BK
75-69-4	Trichlorofluoromethane	ND		ug/L	0.20	0.50	1	EPA 8260C	10/10/2013 07:43	10/10/2013 13:13	BK
75-01-4	Vinyl Chloride	ND		ug/L	0.50	0.50	1	EPA 8260C	10/10/2013 07:43	10/10/2013 13:13	BK
1330-20-7	Xylenes, Total	ND		ug/L	0.60	1.5	1	EPA 8260C	10/10/2013 07:43	10/10/2013 13:13	BK
	Surrogate Recoveries	Result			Acceptance Range						
17060-07-0	Surrogate: 1,2-Dichloroethane-d4	132 %			79-133						
460-00-4	Surrogate: p-Bromofluorobenzene	116 %			65-133						
2037-26-5	Surrogate: Toluene-d8	100 %			80-123						



Sample Information

Client Sample ID: WQ100113:1000NP2-6

York Sample ID: 13J0216-01

York Project (SDG) No.

Client Project ID

Matrix

Collection Date/Time

Date Received

13J0216

Rowe Industries

Water

October 1, 2013 10:00 am

10/04/2013

Iron by EPA 200.7

Log-in Notes:

Sample Notes:

Sample Prepared by Method: EPA 3010A

CAS No.	Parameter	Result	Flag	Units	MDL	RL	Dilution	Reference Method	Date/Time Prepared	Date/Time Analyzed	Analyst
7439-89-6	Iron	1.36		mg/L	0.0146	0.0200	1	EPA 200.7	10/08/2013 15:40	10/08/2013 20:15	MW

Iron, Dissolved by EPA 6010

Log-in Notes:

Sample Notes:

Sample Prepared by Method: EPA 3010A

CAS No.	Parameter	Result	Flag	Units	MDL	RL	Dilution	Reference Method	Date/Time Prepared	Date/Time Analyzed	Analyst
7439-89-6	Iron	ND		mg/L	0.0200	0.0200	1	EPA 6010C	10/08/2013 15:37	10/08/2013 18:08	MW

Sample Information

Client Sample ID: WQ100113:1005NP2-7

York Sample ID: 13J0216-02

York Project (SDG) No.

Client Project ID

Matrix

Collection Date/Time

Date Received

13J0216

Rowe Industries

Water

October 1, 2013 10:05 am

10/04/2013


Volatile Organics, 8260 List - Low Level

Log-in Notes:

Sample Notes:

Sample Prepared by Method: EPA 5030B

CAS No.	Parameter	Result	Flag	Units	MDL	RL	Dilution	Reference Method	Date/Time Prepared	Date/Time Analyzed	Analyst
630-20-6	1,1,1,2-Tetrachloroethane	ND		ug/L	0.20	0.50	1	EPA 8260C	10/10/2013 07:43	10/10/2013 13:56	BK
71-55-6	1,1,1-Trichloroethane	ND		ug/L	0.20	0.50	1	EPA 8260C	10/10/2013 07:43	10/10/2013 13:56	BK
79-34-5	1,1,2,2-Tetrachloroethane	ND		ug/L	0.20	0.50	1	EPA 8260C	10/10/2013 07:43	10/10/2013 13:56	BK
76-13-1	1,1,2-Trichloro-1,2,2-trifluoroethane (Freon 113)	ND		ug/L	0.20	0.50	1	EPA 8260C	10/10/2013 07:43	10/10/2013 13:56	BK
79-00-5	1,1,2-Trichloroethane	ND		ug/L	0.20	0.50	1	EPA 8260C	10/10/2013 07:43	10/10/2013 13:56	BK
75-34-3	1,1-Dichloroethane	ND		ug/L	0.20	0.50	1	EPA 8260C	10/10/2013 07:43	10/10/2013 13:56	BK
75-35-4	1,1-Dichloroethylene	ND		ug/L	0.20	0.50	1	EPA 8260C	10/10/2013 07:43	10/10/2013 13:56	BK
563-58-6	1,1-Dichloropropylene	ND		ug/L	0.20	0.50	1	EPA 8260C	10/10/2013 07:43	10/10/2013 13:56	BK
87-61-6	1,2,3-Trichlorobenzene	ND		ug/L	0.20	0.50	1	EPA 8260C	10/10/2013 07:43	10/10/2013 13:56	BK
96-18-4	1,2,3-Trichloropropane	ND		ug/L	0.20	0.50	1	EPA 8260C	10/10/2013 07:43	10/10/2013 13:56	BK
120-82-1	1,2,4-Trichlorobenzene	ND		ug/L	0.20	0.50	1	EPA 8260C	10/10/2013 07:43	10/10/2013 13:56	BK
95-63-6	1,2,4-Trimethylbenzene	ND		ug/L	0.20	0.50	1	EPA 8260C	10/10/2013 07:43	10/10/2013 13:56	BK
96-12-8	1,2-Dibromo-3-chloropropane	ND		ug/L	0.20	0.50	1	EPA 8260C	10/10/2013 07:43	10/10/2013 13:56	BK
106-93-4	1,2-Dibromoethane	ND		ug/L	0.20	0.50	1	EPA 8260C	10/10/2013 07:43	10/10/2013 13:56	BK
95-50-1	1,2-Dichlorobenzene	ND		ug/L	0.20	0.50	1	EPA 8260C	10/10/2013 07:43	10/10/2013 13:56	BK
107-06-2	1,2-Dichloroethane	ND		ug/L	0.20	0.50	1	EPA 8260C	10/10/2013 07:43	10/10/2013 13:56	BK
78-87-5	1,2-Dichloropropane	ND		ug/L	0.20	0.50	1	EPA 8260C	10/10/2013 07:43	10/10/2013 13:56	BK
108-67-8	1,3,5-Trimethylbenzene	ND		ug/L	0.20	0.50	1	EPA 8260C	10/10/2013 07:43	10/10/2013 13:56	BK



Sample Information

Client Sample ID: WQ100113:1005NP2-7

York Sample ID: 13J0216-02

York Project (SDG) No.

Client Project ID

Matrix

Collection Date/Time

Date Received

13J0216

Rowe Industries

Water

October 1, 2013 10:05 am

10/04/2013


Volatile Organics, 8260 List - Low Level

Log-in Notes:

Sample Notes:

Sample Prepared by Method: EPA 5030B

CAS No.	Parameter	Result	Flag	Units	MDL	RL	Dilution	Reference Method	Date/Time Prepared	Date/Time Analyzed	Analyst
541-73-1	1,3-Dichlorobenzene	ND		ug/L	0.20	0.50	1	EPA 8260C	10/10/2013 07:43	10/10/2013 13:56	BK
142-28-9	1,3-Dichloropropane	ND		ug/L	0.20	0.50	1	EPA 8260C	10/10/2013 07:43	10/10/2013 13:56	BK
106-46-7	1,4-Dichlorobenzene	ND		ug/L	0.20	0.50	1	EPA 8260C	10/10/2013 07:43	10/10/2013 13:56	BK
594-20-7	2,2-Dichloropropane	ND		ug/L	0.20	0.50	1	EPA 8260C	10/10/2013 07:43	10/10/2013 13:56	BK
95-49-8	2-Chlorotoluene	ND		ug/L	0.20	0.50	1	EPA 8260C	10/10/2013 07:43	10/10/2013 13:56	BK
591-78-6	2-Hexanone	ND		ug/L	0.20	0.50	1	EPA 8260C	10/10/2013 07:43	10/10/2013 13:56	BK
106-43-4	4-Chlorotoluene	ND		ug/L	0.20	0.50	1	EPA 8260C	10/10/2013 07:43	10/10/2013 13:56	BK
67-64-1	Acetone	ND	CCV-E	ug/L	1.0	2.0	1	EPA 8260C	10/10/2013 07:43	10/10/2013 13:56	BK
71-43-2	Benzene	ND		ug/L	0.20	0.50	1	EPA 8260C	10/10/2013 07:43	10/10/2013 13:56	BK
108-86-1	Bromobenzene	ND		ug/L	0.20	0.50	1	EPA 8260C	10/10/2013 07:43	10/10/2013 13:56	BK
74-97-5	Bromochloromethane	ND		ug/L	0.20	0.50	1	EPA 8260C	10/10/2013 07:43	10/10/2013 13:56	BK
75-27-4	Bromodichloromethane	ND		ug/L	0.20	0.50	1	EPA 8260C	10/10/2013 07:43	10/10/2013 13:56	BK
75-25-2	Bromoform	ND		ug/L	0.20	0.50	1	EPA 8260C	10/10/2013 07:43	10/10/2013 13:56	BK
74-83-9	Bromomethane	ND		ug/L	0.20	0.50	1	EPA 8260C	10/10/2013 07:43	10/10/2013 13:56	BK
56-23-5	Carbon tetrachloride	ND		ug/L	0.20	0.50	1	EPA 8260C	10/10/2013 07:43	10/10/2013 13:56	BK
108-90-7	Chlorobenzene	ND		ug/L	0.20	0.50	1	EPA 8260C	10/10/2013 07:43	10/10/2013 13:56	BK
75-00-3	Chloroethane	ND		ug/L	0.20	0.50	1	EPA 8260C	10/10/2013 07:43	10/10/2013 13:56	BK
67-66-3	Chloroform	ND		ug/L	0.20	0.50	1	EPA 8260C	10/10/2013 07:43	10/10/2013 13:56	BK
74-87-3	Chloromethane	ND		ug/L	0.20	0.50	1	EPA 8260C	10/10/2013 07:43	10/10/2013 13:56	BK
156-59-2	cis-1,2-Dichloroethylene	ND		ug/L	0.20	0.50	1	EPA 8260C	10/10/2013 07:43	10/10/2013 13:56	BK
10061-01-5	cis-1,3-Dichloropropylene	ND		ug/L	0.20	0.50	1	EPA 8260C	10/10/2013 07:43	10/10/2013 13:56	BK
124-48-1	Dibromochloromethane	ND		ug/L	0.20	0.50	1	EPA 8260C	10/10/2013 07:43	10/10/2013 13:56	BK
74-95-3	Dibromomethane	ND		ug/L	0.20	0.50	1	EPA 8260C	10/10/2013 07:43	10/10/2013 13:56	BK
75-71-8	Dichlorodifluoromethane	ND		ug/L	0.20	0.50	1	EPA 8260C	10/10/2013 07:43	10/10/2013 13:56	BK
100-41-4	Ethyl Benzene	ND		ug/L	0.20	0.50	1	EPA 8260C	10/10/2013 07:43	10/10/2013 13:56	BK
87-68-3	Hexachlorobutadiene	ND		ug/L	0.20	0.50	1	EPA 8260C	10/10/2013 07:43	10/10/2013 13:56	BK
98-82-8	Isopropylbenzene	ND		ug/L	0.20	0.50	1	EPA 8260C	10/10/2013 07:43	10/10/2013 13:56	BK
1634-04-4	Methyl tert-butyl ether (MTBE)	ND		ug/L	0.20	0.50	1	EPA 8260C	10/10/2013 07:43	10/10/2013 13:56	BK
75-09-2	Methylene chloride	ND		ug/L	1.0	2.0	1	EPA 8260C	10/10/2013 07:43	10/10/2013 13:56	BK
91-20-3	Naphthalene	ND		ug/L	1.0	2.0	1	EPA 8260C	10/10/2013 07:43	10/10/2013 13:56	BK
104-51-8	n-Butylbenzene	ND		ug/L	0.20	0.50	1	EPA 8260C	10/10/2013 07:43	10/10/2013 13:56	BK
103-65-1	n-Propylbenzene	ND		ug/L	0.20	0.50	1	EPA 8260C	10/10/2013 07:43	10/10/2013 13:56	BK



Sample Information

Client Sample ID: WQ100113:1005NP2-7

York Sample ID: 13J0216-02

York Project (SDG) No.

Client Project ID

Matrix

Collection Date/Time

Date Received

13J0216

Rowe Industries

Water

October 1, 2013 10:05 am

10/04/2013

Volatile Organics, 8260 List - Low Level

Log-in Notes:

Sample Notes:

Sample Prepared by Method: EPA 5030B

CAS No.	Parameter	Result	Flag	Units	MDL	RL	Dilution	Reference Method	Date/Time Prepared	Date/Time Analyzed	Analyst
95-47-6	o-Xylene	ND		ug/L	0.20	0.50	1	EPA 8260C	10/10/2013 07:43	10/10/2013 13:56	BK
179601-23-1	p- & m- Xylenes	ND		ug/L	0.50	1.0	1	EPA 8260C	10/10/2013 07:43	10/10/2013 13:56	BK
99-87-6	p-Isopropyltoluene	ND		ug/L	0.20	0.50	1	EPA 8260C	10/10/2013 07:43	10/10/2013 13:56	BK
135-98-8	sec-Butylbenzene	ND		ug/L	0.20	0.50	1	EPA 8260C	10/10/2013 07:43	10/10/2013 13:56	BK
100-42-5	Styrene	ND		ug/L	0.20	0.50	1	EPA 8260C	10/10/2013 07:43	10/10/2013 13:56	BK
98-06-6	tert-Butylbenzene	ND		ug/L	0.20	0.50	1	EPA 8260C	10/10/2013 07:43	10/10/2013 13:56	BK
127-18-4	Tetrachloroethylene	ND		ug/L	0.20	0.50	1	EPA 8260C	10/10/2013 07:43	10/10/2013 13:56	BK
108-88-3	Toluene	ND		ug/L	0.20	0.50	1	EPA 8260C	10/10/2013 07:43	10/10/2013 13:56	BK
156-60-5	trans-1,2-Dichloroethylene	ND		ug/L	0.20	0.50	1	EPA 8260C	10/10/2013 07:43	10/10/2013 13:56	BK
10061-02-6	trans-1,3-Dichloropropylene	ND		ug/L	0.20	0.50	1	EPA 8260C	10/10/2013 07:43	10/10/2013 13:56	BK
79-01-6	Trichloroethylene	ND		ug/L	0.20	0.50	1	EPA 8260C	10/10/2013 07:43	10/10/2013 13:56	BK
75-69-4	Trichlorofluoromethane	ND		ug/L	0.20	0.50	1	EPA 8260C	10/10/2013 07:43	10/10/2013 13:56	BK
75-01-4	Vinyl Chloride	ND		ug/L	0.50	0.50	1	EPA 8260C	10/10/2013 07:43	10/10/2013 13:56	BK
1330-20-7	Xylenes, Total	ND		ug/L	0.60	1.5	1	EPA 8260C	10/10/2013 07:43	10/10/2013 13:56	BK
Surrogate Recoveries		Result			Acceptance Range						
17060-07-0	Surrogate: 1,2-Dichloroethane-d4	127 %			79-133						
460-00-4	Surrogate: p-Bromofluorobenzene	111 %			65-133						
2037-26-5	Surrogate: Toluene-d8	102 %			80-123						

Iron by EPA 200.7

Log-in Notes:

Sample Notes:

Sample Prepared by Method: EPA 3010A

CAS No.	Parameter	Result	Flag	Units	MDL	RL	Dilution	Reference Method	Date/Time Prepared	Date/Time Analyzed	Analyst
7439-89-6	Iron	0.838		mg/L	0.0146	0.0200	1	EPA 200.7	10/08/2013 15:40	10/08/2013 20:20	MW


Iron, Dissolved by EPA 6010

Log-in Notes:

Sample Notes:

Sample Prepared by Method: EPA 3010A

CAS No.	Parameter	Result	Flag	Units	MDL	RL	Dilution	Reference Method	Date/Time Prepared	Date/Time Analyzed	Analyst
7439-89-6	Iron	0.0732		mg/L	0.0200	0.0200	1	EPA 6010C	10/08/2013 15:37	10/08/2013 18:13	MW



Analytical Batch Summary

Batch ID: BJ30363

Preparation Method: EPA 3010A

Prepared By: MW

YORK Sample ID	Client Sample ID	Preparation Date
13J0214-01	WQ10013:1010NP2-10	10/08/13
13J0216-01	WQ100113:1000NP2-6	10/08/13
13J0216-02	WQ100113:1005NP2-7	10/08/13
BJ30363-BLK1	Blank	10/08/13
BJ30363-DUP1	Duplicate	10/08/13
BJ30363-MS1	Matrix Spike	10/08/13
BJ30363-SRM1	Reference	10/08/13

Batch ID: BJ30364

Preparation Method: EPA 3010A

Prepared By: MW

YORK Sample ID	Client Sample ID	Preparation Date
13J0214-01	WQ10013:1010NP2-10	10/08/13
13J0216-01	WQ100113:1000NP2-6	10/08/13
13J0216-02	WQ100113:1005NP2-7	10/08/13
BJ30364-BLK1	Blank	10/08/13
BJ30364-DUP1	Duplicate	10/08/13
BJ30364-MS1	Matrix Spike	10/08/13
BJ30364-SRM1	Reference	10/08/13

Batch ID: BJ30440

Preparation Method: % Solids Prep

Prepared By: BGS


YORK Sample ID	Client Sample ID	Preparation Date
13J0214-01	WQ10013:1010NP2-10	10/07/13
BJ30440-BLK1	Blank	10/09/13

Batch ID: BJ30457

Preparation Method: EPA 5030B

Prepared By: BK

YORK Sample ID	Client Sample ID	Preparation Date
13J0214-01	WQ10013:1010NP2-10	10/10/13
13J0216-01	WQ100113:1000NP2-6	10/10/13
13J0216-02	WQ100113:1005NP2-7	10/10/13
BJ30457-BLK1	Blank	10/10/13
BJ30457-BS1	LCS	10/10/13
BJ30457-BSD1	LCS Dup	10/10/13



Volatile Organic Compounds by GC/MS - Quality Control Data

York Analytical Laboratories, Inc.


Analyte	Result	Reporting Limit	Units	Spike Level	Source* Result	%REC	%REC Limits	Flag	RPD	RPD Limit	Flag
---------	--------	-----------------	-------	-------------	----------------	------	-------------	------	-----	-----------	------

Batch BJ30457 - EPA 5030B

Blank (BJ30457-BLK1)

Prepared & Analyzed: 10/10/2013

1,1,1,2-Tetrachloroethane	ND	0.50	ug/L								
1,1,1-Trichloroethane	ND	0.50	"								
1,1,2,2-Tetrachloroethane	ND	0.50	"								
1,1,2-Trichloro-1,2,2-trifluoroethane (Freon 113)	ND	0.50	"								
1,1,2-Trichloroethane	ND	0.50	"								
1,1-Dichloroethane	ND	0.50	"								
1,1-Dichloroethylene	ND	0.50	"								
1,1-Dichloropropylene	ND	0.50	"								
1,2,3-Trichlorobenzene	ND	0.50	"								
1,2,3-Trichloropropane	ND	0.50	"								
1,2,4-Trichlorobenzene	ND	0.50	"								
1,2,4-Trimethylbenzene	ND	0.50	"								
1,2-Dibromo-3-chloropropane	ND	0.50	"								
1,2-Dibromoethane	ND	0.50	"								
1,2-Dichlorobenzene	ND	0.50	"								
1,2-Dichloroethane	ND	0.50	"								
1,2-Dichloropropane	ND	0.50	"								
1,3,5-Trimethylbenzene	ND	0.50	"								
1,3-Dichlorobenzene	ND	0.50	"								
1,3-Dichloropropane	ND	0.50	"								
1,4-Dichlorobenzene	ND	0.50	"								
2,2-Dichloropropane	ND	0.50	"								
2-Chlorotoluene	ND	0.50	"								
2-Hexanone	ND	0.50	"								
4-Chlorotoluene	ND	0.50	"								
Acetone	ND	2.0	"								
Benzene	ND	0.50	"								
Bromobenzene	ND	0.50	"								
Bromochloromethane	ND	0.50	"								
Bromodichloromethane	ND	0.50	"								
Bromoform	ND	0.50	"								
Bromomethane	ND	0.50	"								
Carbon tetrachloride	ND	0.50	"								
Chlorobenzene	ND	0.50	"								
Chloroethane	ND	0.50	"								
Chloroform	ND	0.50	"								
Chloromethane	ND	0.50	"								
cis-1,2-Dichloroethylene	ND	0.50	"								
cis-1,3-Dichloropropylene	ND	0.50	"								
Dibromochloromethane	ND	0.50	"								
Dibromomethane	ND	0.50	"								
Dichlorodifluoromethane	ND	0.50	"								
Ethyl Benzene	ND	0.50	"								
Hexachlorobutadiene	ND	0.50	"								
Isopropylbenzene	ND	0.50	"								
Methyl tert-butyl ether (MTBE)	ND	0.50	"								
Methylene chloride	ND	2.0	"								
Naphthalene	ND	2.0	"								
n-Butylbenzene	ND	0.50	"								
n-Propylbenzene	ND	0.50	"								
o-Xylene	ND	0.50	"								



Volatile Organic Compounds by GC/MS - Quality Control Data

York Analytical Laboratories, Inc.

Analyte	Result	Reporting Limit	Units	Spike Level	Source* Result	%REC	%REC Limits	Flag	RPD	RPD Limit	Flag
---------	--------	-----------------	-------	-------------	----------------	------	-------------	------	-----	-----------	------

Batch BJ30457 - EPA 5030B

Blank (BJ30457-BLK1)


Prepared & Analyzed: 10/10/2013

p- & m- Xylenes	ND	1.0	ug/L								
p-Isopropyltoluene	ND	0.50	"								
sec-Butylbenzene	ND	0.50	"								
Styrene	ND	0.50	"								
tert-Butylbenzene	ND	0.50	"								
Tetrachloroethylene	ND	0.50	"								
Toluene	ND	0.50	"								
trans-1,2-Dichloroethylene	ND	0.50	"								
trans-1,3-Dichloropropylene	ND	0.50	"								
Trichloroethylene	ND	0.50	"								
Trichlorofluoromethane	ND	0.50	"								
Vinyl Chloride	ND	0.50	"								
Xylenes, Total	ND	1.5	"								
<i>Surrogate: 1,2-Dichloroethane-d4</i>	10.8		"	10.0		108	79-133				
<i>Surrogate: p-Bromofluorobenzene</i>	11.0		"	10.0		110	65-133				
<i>Surrogate: Toluene-d8</i>	10.2		"	10.0		102	80-123				

LCS (BJ30457-BS1)

Prepared & Analyzed: 10/10/2013

1,1,1,2-Tetrachloroethane	9.89		ug/L	10.0		98.9	84-127				
1,1,1-Trichloroethane	10.2		"	10.0		102	80-131				
1,1,2,2-Tetrachloroethane	10.6		"	10.0		106	76-120				
1,1,2-Trichloro-1,2,2-trifluoroethane (Freon 113)	10.2		"	10.0		102	70-133				
1,1,2-Trichloroethane	9.92		"	10.0		99.2	73-124				
1,1-Dichloroethane	10.2		"	10.0		102	79-123				
1,1-Dichloroethylene	9.69		"	10.0		96.9	71-123				
1,1-Dichloropropylene	9.56		"	10.0		95.6	73-117				
1,2,3-Trichlorobenzene	10.1		"	10.0		101	78-117				
1,2,3-Trichloropropane	10.2		"	10.0		102	68-119				
1,2,4-Trichlorobenzene	10.3		"	10.0		103	78-117				
1,2,4-Trimethylbenzene	10.5		"	10.0		105	68-134				
1,2-Dibromo-3-chloropropane	10.5		"	10.0		105	73-129				
1,2-Dibromoethane	10.2		"	10.0		102	73-139				
1,2-Dichlorobenzene	10.5		"	10.0		105	83-110				
1,2-Dichloroethane	9.91		"	10.0		99.1	81-120				
1,2-Dichloropropane	10.2		"	10.0		102	76-120				
1,3,5-Trimethylbenzene	11.1		"	10.0		111	74-121				
1,3-Dichlorobenzene	10.1		"	10.0		101	82-112				
1,3-Dichloropropane	10.0		"	10.0		100	77-122				
1,4-Dichlorobenzene	10.1		"	10.0		101	83-110				
2,2-Dichloropropane	12.0		"	10.0		120	50-163				
2-Chlorotoluene	10.3		"	10.0		103	74-115				
2-Hexanone	10.6		"	10.0		106	65-130				
4-Chlorotoluene	10.6		"	10.0		106	77-119				
Acetone	8.31		"	10.0		83.1	54-129				
Benzene	9.93		"	10.0		99.3	77-122				
Bromobenzene	10.8		"	10.0		108	76-114				
Bromochloromethane	10.9		"	10.0		109	73-125				
Bromodichloromethane	10.2		"	10.0		102	83-120				
Bromoform	10.8		"	10.0		108	72-139				
Bromomethane	9.87		"	10.0		98.7	52-128				
Carbon tetrachloride	10.5		"	10.0		105	66-152				
Chlorobenzene	9.94		"	10.0		99.4	85-113				



Volatile Organic Compounds by GC/MS - Quality Control Data

York Analytical Laboratories, Inc.

Analyte	Result	Reporting	Units	Spike	Source*	%REC	%REC	Limits	Flag	RPD	Limit	Flag
		Limit			Result					RPD		

Batch BJ30457 - EPA 5030B

LCS (BJ30457-BS1)

Prepared & Analyzed: 10/10/2013


Chloroethane	9.67		ug/L	10.0		96.7	60-124					
Chloroform	10.0		"	10.0		100	82-119					
Chloromethane	6.12		"	10.0		61.2	42-126					
cis-1,2-Dichloroethylene	9.95		"	10.0		99.5	79-116					
cis-1,3-Dichloropropylene	11.2		"	10.0		112	85-134					
Dibromochloromethane	10.5		"	10.0		105	74-151					
Dibromomethane	9.80		"	10.0		98.0	74-128					
Dichlorodifluoromethane	5.58		"	10.0		55.8	10-146					
Ethyl Benzene	10.6		"	10.0		106	85-125					
Hexachlorobutadiene	10.7		"	10.0		107	69-131					
Isopropylbenzene	10.7		"	10.0		107	71-128					
Methyl tert-butyl ether (MTBE)	9.81		"	10.0		98.1	51-134					
Methylene chloride	10.2		"	10.0		102	76-122					
Naphthalene	10.5		"	10.0		105	72-127					
n-Butylbenzene	11.4		"	10.0		114	69-127					
n-Propylbenzene	10.8		"	10.0		108	70-129					
o-Xylene	10.2		"	10.0		102	83-117					
p- & m- Xylenes	21.4		"	20.0		107	80-126					
p-Isopropyltoluene	10.9		"	10.0		109	74-130					
sec-Butylbenzene	11.2		"	10.0		112	72-132					
Styrene	10.9		"	10.0		109	62-160					
tert-Butylbenzene	11.7		"	10.0		117	75-129					
Tetrachloroethylene	10.1		"	10.0		101	67-118					
Toluene	9.88		"	10.0		98.8	82-118					
trans-1,2-Dichloroethylene	9.82		"	10.0		98.2	76-119					
trans-1,3-Dichloropropylene	11.3		"	10.0		113	80-137					
Trichloroethylene	9.81		"	10.0		98.1	71-122					
Trichlorofluoromethane	9.53		"	10.0		95.3	67-130					
Vinyl Chloride	8.06		"	10.0		80.6	49-125					
<i>Surrogate: 1,2-Dichloroethane-d4</i>	<i>9.97</i>		<i>"</i>	<i>10.0</i>		<i>99.7</i>	<i>79-133</i>					
<i>Surrogate: p-Bromofluorobenzene</i>	<i>10.2</i>		<i>"</i>	<i>10.0</i>		<i>102</i>	<i>65-133</i>					
<i>Surrogate: Toluene-d8</i>	<i>9.86</i>		<i>"</i>	<i>10.0</i>		<i>98.6</i>	<i>80-123</i>					



Volatile Organic Compounds by GC/MS - Quality Control Data

York Analytical Laboratories, Inc.

Analyte	Result	Reporting Limit	Units	Spike Level	Source* Result	%REC	%REC Limits	Flag	RPD	RPD Limit	Flag
Batch BJ30457 - EPA 5030B											
LCS Dup (BJ30457-BSD1)											
Prepared & Analyzed: 10/10/2013											
1,1,1,2-Tetrachloroethane	10.1		ug/L	10.0		101	84-127		2.20	30	
1,1,1-Trichloroethane	10.1		"	10.0		101	80-131		1.08	30	
1,1,2,2-Tetrachloroethane	11.4		"	10.0		114	76-120		7.15	30	
1,1,2-Trichloro-1,2,2-trifluoroethane (Freon 113)	10.2		"	10.0		102	70-133		0.0981	30	
1,1,2-Trichloroethane	10.6		"	10.0		106	73-124		7.10	30	
1,1-Dichloroethane	10.0		"	10.0		100	79-123		1.49	30	
1,1-Dichloroethylene	9.47		"	10.0		94.7	71-123		2.30	30	
1,1-Dichloropropylene	9.56		"	10.0		95.6	73-117		0.00	30	
1,2,3-Trichlorobenzene	10.2		"	10.0		102	78-117		0.984	30	
1,2,3-Trichloropropane	11.6		"	10.0		116	68-119		13.5	30	
1,2,4-Trichlorobenzene	10.5		"	10.0		105	78-117		1.64	30	
1,2,4-Trimethylbenzene	9.58		"	10.0		95.8	68-134		8.97	30	
1,2-Dibromo-3-chloropropane	12.3		"	10.0		123	73-129		15.3	30	
1,2-Dibromoethane	10.9		"	10.0		109	73-139		7.11	30	
1,2-Dichlorobenzene	10.2		"	10.0		102	83-110		3.01	30	
1,2-Dichloroethane	10.3		"	10.0		103	81-120		3.96	30	
1,2-Dichloropropane	10.1		"	10.0		101	76-120		1.08	30	
1,3,5-Trimethylbenzene	10.0		"	10.0		100	74-121		9.94	30	
1,3-Dichlorobenzene	9.84		"	10.0		98.4	82-112		2.21	30	
1,3-Dichloropropane	10.5		"	10.0		105	77-122		4.59	30	
1,4-Dichlorobenzene	9.59		"	10.0		95.9	83-110		5.18	30	
2,2-Dichloropropane	11.2		"	10.0		112	50-163		6.83	30	
2-Chlorotoluene	9.64		"	10.0		96.4	74-115		6.91	30	
2-Hexanone	12.7		"	10.0		127	65-130		17.9	30	
4-Chlorotoluene	9.95		"	10.0		99.5	77-119		6.42	30	
Acetone	10.5		"	10.0		105	54-129		23.2	30	
Benzene	9.78		"	10.0		97.8	77-122		1.52	30	
Bromobenzene	10.4		"	10.0		104	76-114		3.79	30	
Bromochloromethane	11.1		"	10.0		111	73-125		1.55	30	
Bromodichloromethane	10.4		"	10.0		104	83-120		1.66	30	
Bromoform	11.9		"	10.0		119	72-139		9.40	30	
Bromomethane	9.63		"	10.0		96.3	52-128		2.46	30	
Carbon tetrachloride	10.6		"	10.0		106	66-152		0.285	30	
Chlorobenzene	9.96		"	10.0		99.6	85-113		0.201	30	
Chloroethane	9.19		"	10.0		91.9	60-124		5.09	30	
Chloroform	9.78		"	10.0		97.8	82-119		2.52	30	
Chloromethane	6.29		"	10.0		62.9	42-126		2.74	30	
cis-1,2-Dichloroethylene	9.86		"	10.0		98.6	79-116		0.909	30	
cis-1,3-Dichloropropylene	11.3		"	10.0		113	85-134		1.24	30	
Dibromochloromethane	10.9		"	10.0		109	74-151		3.46	30	
Dibromomethane	10.4		"	10.0		104	74-128		6.32	30	
Dichlorodifluoromethane	5.61		"	10.0		56.1	10-146		0.536	30	
Ethyl Benzene	10.4		"	10.0		104	85-125		2.10	30	
Hexachlorobutadiene	10.6		"	10.0		106	69-131		1.60	30	
Isopropylbenzene	10.1		"	10.0		101	71-128		5.66	30	
Methyl tert-butyl ether (MTBE)	10.6		"	10.0		106	51-134		7.36	30	
Methylene chloride	10.2		"	10.0		102	76-122		0.489	30	
Naphthalene	11.7		"	10.0		117	72-127		11.3	30	
n-Butylbenzene	10.6		"	10.0		106	69-127		7.30	30	
n-Propylbenzene	10.0		"	10.0		100	70-129		7.49	30	
o-Xylene	10.0		"	10.0		100	83-117		1.68	30	



Volatile Organic Compounds by GC/MS - Quality Control Data

York Analytical Laboratories, Inc.


Analyte	Result	Reporting Limit	Units	Spike Level	Source* Result	%REC	%REC Limits	Flag	RPD	RPD Limit	Flag
---------	--------	-----------------	-------	-------------	----------------	------	-------------	------	-----	-----------	------

Batch BJ30457 - EPA 5030B

LCS Dup (BJ30457-BSD1)


Prepared & Analyzed: 10/10/2013

p- & m- Xylenes	21.0		ug/L	20.0		105	80-126		1.79	30	
p-Isopropyltoluene	10.2		"	10.0		102	74-130		6.51	30	
sec-Butylbenzene	10.5		"	10.0		105	72-132		5.80	30	
Styrene	10.6		"	10.0		106	62-160		2.32	30	
tert-Butylbenzene	9.94		"	10.0		99.4	75-129		16.3	30	
Tetrachloroethylene	9.76		"	10.0		97.6	67-118		3.72	30	
Toluene	9.78		"	10.0		97.8	82-118		1.02	30	
trans-1,2-Dichloroethylene	9.79		"	10.0		97.9	76-119		0.306	30	
trans-1,3-Dichloropropylene	11.4		"	10.0		114	80-137		1.06	30	
Trichloroethylene	9.82		"	10.0		98.2	71-122		0.102	30	
Trichlorofluoromethane	9.47		"	10.0		94.7	67-130		0.632	30	
Vinyl Chloride	7.95		"	10.0		79.5	49-125		1.37	30	
<i>Surrogate: 1,2-Dichloroethane-d4</i>	<i>10.7</i>		<i>"</i>	<i>10.0</i>		<i>107</i>	<i>79-133</i>				
<i>Surrogate: p-Bromofluorobenzene</i>	<i>9.92</i>		<i>"</i>	<i>10.0</i>		<i>99.2</i>	<i>65-133</i>				
<i>Surrogate: Toluene-d8</i>	<i>9.73</i>		<i>"</i>	<i>10.0</i>		<i>97.3</i>	<i>80-123</i>				



Metals by ICP - Quality Control Data
York Analytical Laboratories, Inc.

Analyte	Result	Reporting Limit	Units	Spike Level	Source* Result	%REC	%REC Limits	Flag	RPD	RPD Limit	Flag
Batch BJ30363 - EPA 3010A											
Blank (BJ30363-BLK1)										Prepared & Analyzed: 10/08/2013	
Iron - Dissolved	ND	0.0200	mg/L								
Duplicate (BJ30363-DUP1)										*Source sample: 13J0214-01 (WQ10013:1010NP2-10) Prepared & Analyzed: 10/08/2013	
Iron - Dissolved	0.105	0.0200	mg/L		0.107				1.25	20	
Matrix Spike (BJ30363-MS1)										*Source sample: 13J0214-01 (WQ10013:1010NP2-10) Prepared & Analyzed: 10/08/2013	
Iron - Dissolved	1.21	0.0200	mg/L	1.00	0.107	110	75-125				
Reference (BJ30363-SRM1)										Prepared & Analyzed: 10/08/2013	
Iron - Dissolved	1.39	0.0200	mg/L	1.39		99.7	88.4-113				
Batch BJ30364 - EPA 3010A											
Blank (BJ30364-BLK1)										Prepared & Analyzed: 10/08/2013	
Iron	ND	0.0200	mg/L								
Duplicate (BJ30364-DUP1)										*Source sample: 13J0214-01 (WQ10013:1010NP2-10) Prepared & Analyzed: 10/08/2013	
Iron	0.858	0.0200	mg/L		0.862				0.461	20	
Matrix Spike (BJ30364-MS1)										*Source sample: 13J0214-01 (WQ10013:1010NP2-10) Prepared & Analyzed: 10/08/2013	
Iron	1.90	0.0200	mg/L	1.00	0.862	104	75-125				
Reference (BJ30364-SRM1)										Prepared & Analyzed: 10/08/2013	
Iron	1.43	0.0200	mg/L	1.39		103	88.4-113				



Miscellaneous Physical Parameters - Quality Control Data

York Analytical Laboratories, Inc.


Analyte	Result	Reporting Limit	Units	Spike Level	Source* Result	%REC	%REC Limits	Flag	RPD	RPD Limit	Flag
---------	--------	-----------------	-------	-------------	----------------	------	-------------	------	-----	-----------	------

Batch BJ30440 - % Solids Prep

Blank (BJ30440-BLK1)

Prepared: 10/09/2013 Analyzed: 10/11/2013

Total Dissolved Solids	ND	1.00	mg/L								
------------------------	----	------	------	--	--	--	--	--	--	--	--



Volatile Analysis Sample Containers

Lab ID	Client Sample ID	Volatile Sample Container
13J0214-01	WQ10013:1010NP2-10	40mL Clear Vial (pre-pres.) HCl; Cool to 4° C
13J0216-01	WQ100113:1000NP2-6	40mL Clear Vial (pre-pres.) HCl; Cool to 4° C
13J0216-02	WQ100113:1005NP2-7	40mL Clear Vial (pre-pres.) HCl; Cool to 4° C

Notes and Definitions

- M-LSRD Original sample conc <50 X reporting limit.
- J Detected below the Reporting Limit but greater than or equal to the Method Detection Limit (MDL/LOD) or in the case of a TIC, the result is an estimated concentration.
- CCV-E The value reported is ESTIMATED. The value is estimated due to its behavior during continuing calibration verification (>20% Difference for average Rf or >20% Drift for quadratic fit).
-
- ND Analyte NOT DETECTED at the stated Reporting Limit (RL) or above.
- RL REPORTING LIMIT - the minimum reportable value based upon the lowest point in the analyte calibration curve.
- MDL METHOD DETECTION LIMIT - the minimum concentration that can be measured and reported with a 99% confidence that the concentration is greater than zero. If requested or required, a value reported below the RL and above the MDL is considered estimated and is noted with a "J" flag.
- NR Not reported
- RPD Relative Percent Difference
- Wet The data has been reported on an as-received (wet weight) basis
- Low Bias Low Bias flag indicates that the recovery of the flagged analyte is below the laboratory or regulatory lower control limit. The data user should take note that this analyte may be biased low but should evaluate multiple lines of evidence including the LCS and site-specific MS/MSD data to draw bias conclusions. In cases where no site-specific MS/MSD was requested, only the LCS data can be used to evaluate such bias.
- High Bias High Bias flag indicates that the recovery of the flagged analyte is above the laboratory or regulatory upper control limit. The data user should take note that this analyte may be biased high but should evaluate multiple lines of evidence including the LCS and site-specific MS/MSD data to draw bias conclusions. In cases where no site-specific MS/MSD was requested, only the LCS data can be used to evaluate such bias.
- Non-Dir. Non-dir. flag (Non-Directional Bias) indicates that the Relative Percent Difference (RPD) (a measure of precision) among the MS and MSD data is outside the laboratory or regulatory control limit. This alerts the data user where the MS and MSD are from site-specific samples that the RPD is high due to either non-homogeneous distribution of target analyte between the MS/MSD or indicates poor reproducibility for other reasons.

If EPA SW-846 method 8270 is included herein it is noted that the target compound N-nitrosodiphenylamine (NDPA) decomposes in the gas chromatographic inlet and cannot be separated from diphenylamine (DPA). These results could actually represent 100% DPA, 100% NDPA or some combination of the two. For this reason, York reports the combined result for n-nitrosodiphenylamine and diphenylamine for either of these compounds as a combined concentration as Diphenylamine.

If Total PCBs are detected and the target aroclors reported are "Not detected", the Total PCB value is reported due to the presence of either or both Aroclors 1262 and 1268 which are non-target aroclors for some regulatory lists.

2-chloroethylvinyl ether readily breaks down under acidic conditions. Samples that are acid preserved, including standards will exhibit breakdown. The data user should take note.

Certification for pH is no longer offered by NYDOH ELAP.

Semi-Volatile and Volatile analyses are reported down to the MDL, with values between the MDL and the RL being "J" flagged as estimated results.

Field Chain-of-Custody Record

NOTE: York's Std. Terms & Conditions are listed on the back side of this document. This document serves as your written authorization to York to proceed with the analyses requested and your signature binds you to York's Std. Terms & Conditions

York Project No. B30214

YOUR Information

Company: LBG
 Address: 4 Research Dr. Suite 301
Shelton, CT 06484
 Phone No. 203-929-8555
 Contact Person: Tunde Sandor
 E-Mail Address: TSandor@lbgi.com

Report To:

Company: Same
 Address: _____
 Phone No. _____
 Attention: _____
 E-Mail Address: _____

Invoice To:

Company: Same
 Address: _____
 Phone No. _____
 Attention: _____
 E-Mail Address: _____

YOUR Project ID

Rowe Industries.
Purchase Order No. NAB5AG.

Turn-Around Time

RUSH - Same Day
 RUSH - Next Day
 RUSH - Two Day
 RUSH - Three Day
 RUSH - Four Day
 Standard (5-7 Days)

Report Type

Summary Report pdf
 Summary w/ QA Summary pdf
 CT RCP Package
 CTRCP DQ/DUE Pkg
 NY ASP A Package
 NY ASP B Package NP2-10 only, pdf
 NIDEP Red. Deliv.
 Electronic Data Deliverables (EDD)
 Simple Excel
 NYSDEC EQUIS
 EQUIS (std)
 EZ-EDD (EQUIS)
 NIDEP SRP HazSite EDD
 GIS/KEY (std)
 Other
 York Regulatory Comparison
 Excel Spreadsheet
 Compare to the following Regs. (please fill in):

Matrix Codes

S - soil
 Other - specify (oil, etc.)
 WW - wastewater
 GW - groundwater
 DW - drinking water
 Air-A - ambient air
 Air-SV - soil vapor

Sample Matrix: GW

Volatiles

8260 full
 624
 STARS list
 BN Only
 Acids Only
 PAH list
 App. IX
 Site Spec.
 TAGM list
 CT RCP list
 TCLP list
 Arom. only
 NIDEP list
 Halog. only
 SRP or TCLP
 8021B list

Metals

RCRA8
 PP13 list
 TAL
 CT15 list
 TAGM list
 NIDEP list
 Total
 Dissolved
 SLP or TCLP
 Inlc Metals
 LIST Below
 Helon

Misc. Org.

TPH GRO
 TPH DRO
 CT ETPH
 NY 310-13
 TPH 1664
 Air TO14A
 Air TO15
 Air STARS
 Air VPH
 A6 TCs
 Methane
 NYSDEC
 Adbestos
 TAGM
 Silica

Full Lists

Comsavy
 Reactivity
 Ignitability
 Flash Point
 Sieve Anal
 Herentoxils
 TOX
 BTU/b.
 Aquatic Tox.
 NYCEP
 TOC
 NYSDEC
 Adbestos
 TAGM
 Silica

Container Descriptions(s)

31 2P
31 2P
31 3P

Sample Identification

WQ100113 1000 NP2-6
 WQ100113 1005 NP2-7
 WQ100113 1016 NP2-10

Date Sampled

10/13/00
10/13/00
10/10/00

Choose Analyses Needed from the Menu Above and Enter Below

Fe by EPA 200.7/Fe; Dissolved by EPA 6010 (SW 846-6010B) / VOCs, P260 List (EPA SW 845-8260B) plus from 113
Fe by EPA 200.7/Fe; Dissolved by EPA 6010 (SW 846-6010B) / VOCs, P260 List (EPA SW 845-8260B) plus from 113 / TDS (9H 2540C)

Temperature on Receipt

3.7 °C

Print Clearly and Legibly. All Information must be complete. Samples will NOT be logged in and the turn-around time clock will not begin until any questions by York are resolved.

Samples Collected/Authorized By (Signature)
STEPHEN TIVAT
 Name (printed)

Comments

Chic 10-4-13 102e

Preservation: Frozen HCl MeOH HNO₃ H₂SO₄ NaOH
 Check others Applicable ZnAc Ascorbic Acid Other


Special Instructions:
 Field Filtered
 Lab to Filter


Samples Relinquished By: [Signature] Date/Time: 10/13/1700
 Samples Received By: LBG Field Date/Time: 10/13/1700
 Samples Relinquished By: [Signature] Date/Time: 10/14/13 1530
 Samples Received In Lab by: _____ Date/Time: _____

Field Chain-of-Custody Record

NOTE: York's Std. Terms & Conditions are listed on the back side of this document. This document serves as your written authorization to York to proceed with the analyses requested and your signature binds you to York's Std. Terms & Conditions.

York Project No. 13J0046

YOUR Information Company: <u>LBG</u> Address: <u>4 Research Dr. Suite 301 Shelton, CT 06484</u> Phone No. <u>203-929-8555</u> Contact Person: <u>Tonde Sandoz</u> E-Mail Address: <u>Tsandoz@lbgct.com</u>		Report To: Company: <u>Same</u> Address: _____ Phone No. _____ Attention: _____ E-Mail Address: _____		Invoice To: Company: <u>Same</u> Address: _____ Phone No. _____ Attention: _____ E-Mail Address: _____		YOUR Project ID Metals: _____ RCR/As: _____ PF13 list: _____ TAL: _____ CT15 list: _____ TAGM list: _____ NIDEP list: _____ Total: _____ Dissolved: _____ SLP or TCLP: _____ Herb: _____ Chloride: _____ App. IX: _____ TICL BNA: _____ SLP or TCLP: _____ PCB: _____		Turn-Around Time RUSH - Same Day <input type="checkbox"/> RUSH - Next Day <input type="checkbox"/> RUSH - Two Day <input type="checkbox"/> RUSH - Three Day <input type="checkbox"/> RUSH - Four Day <input type="checkbox"/> Standard (5-7 Days) <input checked="" type="checkbox"/>		Report Type Summary Report <input checked="" type="checkbox"/> <u>pdf</u> Summary w/ QA Summary <input checked="" type="checkbox"/> <u>pdf</u> CT RCP Package <input type="checkbox"/> CTRCP DQA/DUE Pkg <input type="checkbox"/> NY ASP A Package <input type="checkbox"/> NY ASP B Package <input checked="" type="checkbox"/> <u>NP2-10 only</u> , <u>pdf.</u> NIDEP Red. Deliv. <input type="checkbox"/> Electronic Data Deliverables (EDD) <input type="checkbox"/> Simple Excel <input checked="" type="checkbox"/> <u>X</u> NYSEDEC EQUS <input type="checkbox"/> EQUS (std) <input type="checkbox"/> EZ-EDD (EQUS) <input type="checkbox"/> NIDEP SRP HazSite EDD <input type="checkbox"/> GIS/KEY (std) <input type="checkbox"/> Other _____ York Regulatory Comparison <input type="checkbox"/> Excel Spreadsheet <input type="checkbox"/> Compare to the following (Reg. C. please fill in): _____			
Matrix Codes S - soil WW - wastewater GW - groundwater DW - drinking water Air-A - ambient air Air-SV - soil vapor		Volatiles 8260 full 524 STARS list BTEX MTBE TCL list TAGM list CT RCP list Aro. only Halog. only App. IX list SLP or TCLP 8021B list		Semi-Volatiles 8270 or 625 STARS list BN Only Acids Only PAH list TAGM list Site Spec. CT RCP list SLP or TCLP Total Dissolved SLP or TCLP Herb Chloride App. IX TICL BNA SLP or TCLP PCB		Full Lists Ptl. Poll. TCL Opates TAL MetCN Full TCLP Full App. IX Part 360/Part 141A Air TO15 Air STARS Air VPH Air TICs Melamine Halogen Silica		Misc. Org. TPH GRO TPH DRO CT ETPH NY 310-13 TPH 1664 Air TO14A Air TO15 Air STARS Air VPH Air TICs Melamine Halogen Silica		Choose Analyses Needed from the Menu Above and Enter Below Fe by EPA 200.7/Fe, Dissolved by EPA 6010 (SW 846-6108) / VCLs, P260 List (EPA SW 845-8260b) plus from 113 Fe by EPA 200.7/Fe, Dissolved by EPA 6010 (SW 846-6108) / VCLs, P260 List (EPA SW 845-8260a) plus from 113 / TDS (SH 2540c)		Container Description(s) 3x 2P 3x 2P 3x 3P	
Sample Identification WQ100113: 1005 NP2-6 WQ100113: 1005 NP2-7 WQ100113: 1010 NP2-10		Sample Matrix GW GW GW		Date Sampled 10/13/00 10/5 10/10		Preservation 4°C Frozen HCl MeOH Ascorbic Acid Other		Comments Cherie 10-4-17 10-20 LBG Fudge 10/13/1700 nBlood 10/13/1530		Temperature on Receipt 3.4 °C			
Samples Collected/Authorized By (Signature)  STEPHEN HVAT Name (printed)		Samples Relinquished By _____ Date/Time _____		Samples Relinquished By _____ Date/Time _____		Samples Received By _____ Date/Time _____		Samples Received in Lab by _____ Date/Time _____		Field Filtered <input type="checkbox"/> Lab to Filter <input type="checkbox"/>			



Technical Report

prepared for:

Leggette Brashears & Graham Shelton Office

4 Research Drive, Suite 301

Shelton CT, 06484

Attention: Tunde Komuves-Sandor

Report Date: 10/15/2013

Client Project ID: Rowe Industries

York Project (SDG) No.: 13J0342

CT Cert. No. PH-0723

New Jersey Cert. No. CT-005



New York Cert. No. 10854

PA Cert. No. 68-04440

Report Date: 10/15/2013
Client Project ID: Rowe Industries
York Project (SDG) No.: 13J0342

Leggette Brashears & Graham Shelton Office
4 Research Drive, Suite 301
Shelton CT, 06484
Attention: Tunde Komuves-Sandor

Purpose and Results

This report contains the analytical data for the sample(s) identified on the attached chain-of-custody received in our laboratory on October 09, 2013 and listed below. The project was identified as your project: **Rowe Industries**.

The analyses were conducted utilizing appropriate EPA, Standard Methods, and ASTM methods as detailed in the data summary tables.

All samples were received in proper condition meeting the customary acceptance requirements for environmental samples except those indicated under the Notes section of this report.

All analyses met the method and laboratory standard operating procedure requirements except as indicated by any data flags, the meaning of which are explained in the attachment to this report, and case narrative if applicable.

The results of the analyses, which are all reported on dry weight basis (soils) unless otherwise noted, are detailed in the following pages.

Please contact Client Services at 203.325.1371 with any questions regarding this report.

<u>York Sample ID</u>	<u>Client Sample ID</u>	<u>Matrix</u>	<u>Date Collected</u>	<u>Date Received</u>
13J0342-01	WQ100813:1000NP2-6	Water	10/08/2013	10/09/2013
13J0342-02	WQ100813:1005NP2-7	Water	10/08/2013	10/09/2013
13J0343-01	WQ100813:1010NP2-10	Water	10/08/2013	10/09/2013

General Notes for York Project (SDG) No.: 13J0342

1. The RLs and MDLs (Reporting Limit and Method Detection Limit respectively) reported are adjusted for any dilution necessary due to the levels of target and/or non-target analytes and matrix interference. The RL(REPORTING LIMIT) is based upon the lowest standard utilized for the calibration where applicable.
2. Samples are retained for a period of thirty days after submittal of report, unless other arrangements are made.
3. York's liability for the above data is limited to the dollar value paid to York for the referenced project.
4. This report shall not be reproduced without the written approval of York Analytical Laboratories, Inc.
5. All samples were received in proper condition for analysis with proper documentation, unless otherwise noted.
6. All analyses conducted met method or Laboratory SOP requirements. See the Qualifiers and/or Narrative sections for further information.
7. It is noted that no analyses reported herein were subcontracted to another laboratory, unless noted in the report.
8. This report reflects results that relate only to the samples submitted on the attached chain-of-custody form(s) received by York.


Approved By:



Benjamin Gulizia
Laboratory Director

Date: 10/15/2013

YORK



Sample Information

Client Sample ID: WQ100813:1000NP2-6

York Sample ID: 13J0342-01

York Project (SDG) No.
13J0342

Client Project ID
Rowe Industries

Matrix
Water

Collection Date/Time
October 8, 2013 10:00 am

Date Received
10/09/2013


Volatile Organics, 8260 List - Low Level

Log-in Notes:

Sample Notes:

Sample Prepared by Method: EPA 5030B

CAS No.	Parameter	Result	Flag	Units	MDL	RL	Dilution	Reference Method	Date/Time Prepared	Date/Time Analyzed	Analyst
630-20-6	1,1,1,2-Tetrachloroethane	ND		ug/L	0.20	0.50	1	EPA 8260C	10/14/2013 09:10	10/14/2013 14:28	BK
71-55-6	1,1,1-Trichloroethane	0.48	J	ug/L	0.20	0.50	1	EPA 8260C	10/14/2013 09:10	10/14/2013 14:28	BK
79-34-5	1,1,2,2-Tetrachloroethane	ND		ug/L	0.20	0.50	1	EPA 8260C	10/14/2013 09:10	10/14/2013 14:28	BK
76-13-1	1,1,2-Trichloro-1,2,2-trifluoroethane (Freon 113)	ND		ug/L	0.20	0.50	1	EPA 8260C	10/14/2013 09:10	10/14/2013 14:28	BK
79-00-5	1,1,2-Trichloroethane	ND		ug/L	0.20	0.50	1	EPA 8260C	10/14/2013 09:10	10/14/2013 14:28	BK
75-34-3	1,1-Dichloroethane	ND		ug/L	0.20	0.50	1	EPA 8260C	10/14/2013 09:10	10/14/2013 14:28	BK
75-35-4	1,1-Dichloroethylene	ND		ug/L	0.20	0.50	1	EPA 8260C	10/14/2013 09:10	10/14/2013 14:28	BK
563-58-6	1,1-Dichloropropylene	ND		ug/L	0.20	0.50	1	EPA 8260C	10/14/2013 09:10	10/14/2013 14:28	BK
87-61-6	1,2,3-Trichlorobenzene	ND		ug/L	0.20	0.50	1	EPA 8260C	10/14/2013 09:10	10/14/2013 14:28	BK
96-18-4	1,2,3-Trichloropropane	ND		ug/L	0.20	0.50	1	EPA 8260C	10/14/2013 09:10	10/14/2013 14:28	BK
120-82-1	1,2,4-Trichlorobenzene	ND		ug/L	0.20	0.50	1	EPA 8260C	10/14/2013 09:10	10/14/2013 14:28	BK
95-63-6	1,2,4-Trimethylbenzene	ND		ug/L	0.20	0.50	1	EPA 8260C	10/14/2013 09:10	10/14/2013 14:28	BK
96-12-8	1,2-Dibromo-3-chloropropane	ND		ug/L	0.20	0.50	1	EPA 8260C	10/14/2013 09:10	10/14/2013 14:28	BK
106-93-4	1,2-Dibromoethane	ND		ug/L	0.20	0.50	1	EPA 8260C	10/14/2013 09:10	10/14/2013 14:28	BK
95-50-1	1,2-Dichlorobenzene	ND		ug/L	0.20	0.50	1	EPA 8260C	10/14/2013 09:10	10/14/2013 14:28	BK
107-06-2	1,2-Dichloroethane	ND		ug/L	0.20	0.50	1	EPA 8260C	10/14/2013 09:10	10/14/2013 14:28	BK
78-87-5	1,2-Dichloropropane	ND		ug/L	0.20	0.50	1	EPA 8260C	10/14/2013 09:10	10/14/2013 14:28	BK
108-67-8	1,3,5-Trimethylbenzene	ND		ug/L	0.20	0.50	1	EPA 8260C	10/14/2013 09:10	10/14/2013 14:28	BK
541-73-1	1,3-Dichlorobenzene	ND		ug/L	0.20	0.50	1	EPA 8260C	10/14/2013 09:10	10/14/2013 14:28	BK
142-28-9	1,3-Dichloropropane	ND		ug/L	0.20	0.50	1	EPA 8260C	10/14/2013 09:10	10/14/2013 14:28	BK
106-46-7	1,4-Dichlorobenzene	ND		ug/L	0.20	0.50	1	EPA 8260C	10/14/2013 09:10	10/14/2013 14:28	BK
594-20-7	2,2-Dichloropropane	ND		ug/L	0.20	0.50	1	EPA 8260C	10/14/2013 09:10	10/14/2013 14:28	BK
95-49-8	2-Chlorotoluene	ND		ug/L	0.20	0.50	1	EPA 8260C	10/14/2013 09:10	10/14/2013 14:28	BK
591-78-6	2-Hexanone	ND		ug/L	0.20	0.50	1	EPA 8260C	10/14/2013 09:10	10/14/2013 14:28	BK
106-43-4	4-Chlorotoluene	ND		ug/L	0.20	0.50	1	EPA 8260C	10/14/2013 09:10	10/14/2013 14:28	BK
67-64-1	Acetone	ND		ug/L	1.0	2.0	1	EPA 8260C	10/14/2013 09:10	10/14/2013 14:28	BK
71-43-2	Benzene	ND		ug/L	0.20	0.50	1	EPA 8260C	10/14/2013 09:10	10/14/2013 14:28	BK
108-86-1	Bromobenzene	ND		ug/L	0.20	0.50	1	EPA 8260C	10/14/2013 09:10	10/14/2013 14:28	BK
74-97-5	Bromochloromethane	ND		ug/L	0.20	0.50	1	EPA 8260C	10/14/2013 09:10	10/14/2013 14:28	BK
75-27-4	Bromodichloromethane	ND		ug/L	0.20	0.50	1	EPA 8260C	10/14/2013 09:10	10/14/2013 14:28	BK
75-25-2	Bromoform	ND		ug/L	0.20	0.50	1	EPA 8260C	10/14/2013 09:10	10/14/2013 14:28	BK
74-83-9	Bromomethane	ND		ug/L	0.20	0.50	1	EPA 8260C	10/14/2013 09:10	10/14/2013 14:28	BK



Sample Information

Client Sample ID: WQ100813:1000NP2-6

York Sample ID: 13J0342-01

York Project (SDG) No.

Client Project ID

Matrix

Collection Date/Time

Date Received

13J0342

Rowe Industries

Water

October 8, 2013 10:00 am

10/09/2013


Volatile Organics, 8260 List - Low Level

Log-in Notes:

Sample Notes:

Sample Prepared by Method: EPA 5030B

CAS No.	Parameter	Result	Flag	Units	MDL	RL	Dilution	Reference Method	Date/Time Prepared	Date/Time Analyzed	Analyst
56-23-5	Carbon tetrachloride	ND		ug/L	0.20	0.50	1	EPA 8260C	10/14/2013 09:10	10/14/2013 14:28	BK
108-90-7	Chlorobenzene	ND		ug/L	0.20	0.50	1	EPA 8260C	10/14/2013 09:10	10/14/2013 14:28	BK
75-00-3	Chloroethane	ND		ug/L	0.20	0.50	1	EPA 8260C	10/14/2013 09:10	10/14/2013 14:28	BK
67-66-3	Chloroform	ND		ug/L	0.20	0.50	1	EPA 8260C	10/14/2013 09:10	10/14/2013 14:28	BK
74-87-3	Chloromethane	ND		ug/L	0.20	0.50	1	EPA 8260C	10/14/2013 09:10	10/14/2013 14:28	BK
156-59-2	cis-1,2-Dichloroethylene	0.63		ug/L	0.20	0.50	1	EPA 8260C	10/14/2013 09:10	10/14/2013 14:28	BK
10061-01-5	cis-1,3-Dichloropropylene	ND		ug/L	0.20	0.50	1	EPA 8260C	10/14/2013 09:10	10/14/2013 14:28	BK
124-48-1	Dibromochloromethane	ND		ug/L	0.20	0.50	1	EPA 8260C	10/14/2013 09:10	10/14/2013 14:28	BK
74-95-3	Dibromomethane	ND		ug/L	0.20	0.50	1	EPA 8260C	10/14/2013 09:10	10/14/2013 14:28	BK
75-71-8	Dichlorodifluoromethane	ND		ug/L	0.20	0.50	1	EPA 8260C	10/14/2013 09:10	10/14/2013 14:28	BK
100-41-4	Ethyl Benzene	ND		ug/L	0.20	0.50	1	EPA 8260C	10/14/2013 09:10	10/14/2013 14:28	BK
87-68-3	Hexachlorobutadiene	ND		ug/L	0.20	0.50	1	EPA 8260C	10/14/2013 09:10	10/14/2013 14:28	BK
98-82-8	Isopropylbenzene	ND		ug/L	0.20	0.50	1	EPA 8260C	10/14/2013 09:10	10/14/2013 14:28	BK
1634-04-4	Methyl tert-butyl ether (MTBE)	ND		ug/L	0.20	0.50	1	EPA 8260C	10/14/2013 09:10	10/14/2013 14:28	BK
75-09-2	Methylene chloride	ND		ug/L	1.0	2.0	1	EPA 8260C	10/14/2013 09:10	10/14/2013 14:28	BK
91-20-3	Naphthalene	ND		ug/L	1.0	2.0	1	EPA 8260C	10/14/2013 09:10	10/14/2013 14:28	BK
104-51-8	n-Butylbenzene	ND		ug/L	0.20	0.50	1	EPA 8260C	10/14/2013 09:10	10/14/2013 14:28	BK
103-65-1	n-Propylbenzene	ND		ug/L	0.20	0.50	1	EPA 8260C	10/14/2013 09:10	10/14/2013 14:28	BK
95-47-6	o-Xylene	ND		ug/L	0.20	0.50	1	EPA 8260C	10/14/2013 09:10	10/14/2013 14:28	BK
179601-23-1	p- & m- Xylenes	ND		ug/L	0.50	1.0	1	EPA 8260C	10/14/2013 09:10	10/14/2013 14:28	BK
99-87-6	p-Isopropyltoluene	ND		ug/L	0.20	0.50	1	EPA 8260C	10/14/2013 09:10	10/14/2013 14:28	BK
135-98-8	sec-Butylbenzene	ND		ug/L	0.20	0.50	1	EPA 8260C	10/14/2013 09:10	10/14/2013 14:28	BK
100-42-5	Styrene	ND		ug/L	0.20	0.50	1	EPA 8260C	10/14/2013 09:10	10/14/2013 14:28	BK
98-06-6	tert-Butylbenzene	ND		ug/L	0.20	0.50	1	EPA 8260C	10/14/2013 09:10	10/14/2013 14:28	BK
127-18-4	Tetrachloroethylene	2.7		ug/L	0.20	0.50	1	EPA 8260C	10/14/2013 09:10	10/14/2013 14:28	BK
108-88-3	Toluene	ND		ug/L	0.20	0.50	1	EPA 8260C	10/14/2013 09:10	10/14/2013 14:28	BK
156-60-5	trans-1,2-Dichloroethylene	ND		ug/L	0.20	0.50	1	EPA 8260C	10/14/2013 09:10	10/14/2013 14:28	BK
10061-02-6	trans-1,3-Dichloropropylene	ND		ug/L	0.20	0.50	1	EPA 8260C	10/14/2013 09:10	10/14/2013 14:28	BK
79-01-6	Trichloroethylene	0.36	J	ug/L	0.20	0.50	1	EPA 8260C	10/14/2013 09:10	10/14/2013 14:28	BK
75-69-4	Trichlorofluoromethane	ND		ug/L	0.20	0.50	1	EPA 8260C	10/14/2013 09:10	10/14/2013 14:28	BK
75-01-4	Vinyl Chloride	ND		ug/L	0.50	0.50	1	EPA 8260C	10/14/2013 09:10	10/14/2013 14:28	BK
1330-20-7	Xylenes, Total	ND		ug/L	0.60	1.5	1	EPA 8260C	10/14/2013 09:10	10/14/2013 14:28	BK



Sample Information

Client Sample ID: WQ100813:1000NP2-6

York Sample ID: 13J0342-01

York Project (SDG) No.

Client Project ID

Matrix

Collection Date/Time

Date Received

13J0342

Rowe Industries

Water

October 8, 2013 10:00 am

10/09/2013

Volatile Organics, 8260 List - Low Level

Log-in Notes:

Sample Notes:

Sample Prepared by Method: EPA 5030B

Table with columns: CAS No., Parameter, Result, Flag, Units, MDL, RL, Dilution, Reference Method, Date/Time Prepared, Date/Time Analyzed, Analyst. Includes rows for Surrogate Recoveries (17060-07-0, 460-00-4, 2037-26-5).

Iron by EPA 200.7

Log-in Notes:

Sample Notes:

Sample Prepared by Method: EPA 3010A

Table with columns: CAS No., Parameter, Result, Flag, Units, MDL, RL, Dilution, Reference Method, Date/Time Prepared, Date/Time Analyzed, Analyst. Includes row for Iron (CAS No. 7439-89-6).

Iron, Dissolved by EPA 6010

Log-in Notes:

Sample Notes:

Sample Prepared by Method: EPA 3010A

Table with columns: CAS No., Parameter, Result, Flag, Units, MDL, RL, Dilution, Reference Method, Date/Time Prepared, Date/Time Analyzed, Analyst. Includes row for Iron (CAS No. 7439-89-6).

Sample Information

Client Sample ID: WQ100813:1005NP2-7

York Sample ID: 13J0342-02

York Project (SDG) No.

Client Project ID

Matrix

Collection Date/Time

Date Received

13J0342

Rowe Industries

Water

October 8, 2013 10:05 am

10/09/2013


Volatile Organics, 8260 List - Low Level

Log-in Notes:

Sample Notes:

Sample Prepared by Method: EPA 5030B

Table with columns: CAS No., Parameter, Result, Flag, Units, MDL, RL, Dilution, Reference Method, Date/Time Prepared, Date/Time Analyzed, Analyst. Includes rows for various volatile organics (630-20-6, 71-55-6, 79-34-5, 76-13-1, 79-00-5, 75-34-3, 75-35-4, 563-58-6, 87-61-6, 96-18-4, 120-82-1, 95-63-6).



Sample Information

Client Sample ID: WQ100813:1005NP2-7

York Sample ID: 13J0342-02

York Project (SDG) No.

Client Project ID

Matrix

Collection Date/Time

Date Received

13J0342

Rowe Industries

Water

October 8, 2013 10:05 am

10/09/2013


Volatile Organics, 8260 List - Low Level

Log-in Notes:

Sample Notes:

Sample Prepared by Method: EPA 5030B

CAS No.	Parameter	Result	Flag	Units	MDL	RL	Dilution	Reference Method	Date/Time Prepared	Date/Time Analyzed	Analyst
96-12-8	1,2-Dibromo-3-chloropropane	ND		ug/L	0.20	0.50	1	EPA 8260C	10/14/2013 09:10	10/14/2013 15:04	BK
106-93-4	1,2-Dibromoethane	ND		ug/L	0.20	0.50	1	EPA 8260C	10/14/2013 09:10	10/14/2013 15:04	BK
95-50-1	1,2-Dichlorobenzene	ND		ug/L	0.20	0.50	1	EPA 8260C	10/14/2013 09:10	10/14/2013 15:04	BK
107-06-2	1,2-Dichloroethane	ND		ug/L	0.20	0.50	1	EPA 8260C	10/14/2013 09:10	10/14/2013 15:04	BK
78-87-5	1,2-Dichloropropane	ND		ug/L	0.20	0.50	1	EPA 8260C	10/14/2013 09:10	10/14/2013 15:04	BK
108-67-8	1,3,5-Trimethylbenzene	ND		ug/L	0.20	0.50	1	EPA 8260C	10/14/2013 09:10	10/14/2013 15:04	BK
541-73-1	1,3-Dichlorobenzene	ND		ug/L	0.20	0.50	1	EPA 8260C	10/14/2013 09:10	10/14/2013 15:04	BK
142-28-9	1,3-Dichloropropane	ND		ug/L	0.20	0.50	1	EPA 8260C	10/14/2013 09:10	10/14/2013 15:04	BK
106-46-7	1,4-Dichlorobenzene	ND		ug/L	0.20	0.50	1	EPA 8260C	10/14/2013 09:10	10/14/2013 15:04	BK
594-20-7	2,2-Dichloropropane	ND		ug/L	0.20	0.50	1	EPA 8260C	10/14/2013 09:10	10/14/2013 15:04	BK
95-49-8	2-Chlorotoluene	ND		ug/L	0.20	0.50	1	EPA 8260C	10/14/2013 09:10	10/14/2013 15:04	BK
591-78-6	2-Hexanone	ND		ug/L	0.20	0.50	1	EPA 8260C	10/14/2013 09:10	10/14/2013 15:04	BK
106-43-4	4-Chlorotoluene	ND		ug/L	0.20	0.50	1	EPA 8260C	10/14/2013 09:10	10/14/2013 15:04	BK
67-64-1	Acetone	ND		ug/L	1.0	2.0	1	EPA 8260C	10/14/2013 09:10	10/14/2013 15:04	BK
71-43-2	Benzene	ND		ug/L	0.20	0.50	1	EPA 8260C	10/14/2013 09:10	10/14/2013 15:04	BK
108-86-1	Bromobenzene	ND		ug/L	0.20	0.50	1	EPA 8260C	10/14/2013 09:10	10/14/2013 15:04	BK
74-97-5	Bromochloromethane	ND		ug/L	0.20	0.50	1	EPA 8260C	10/14/2013 09:10	10/14/2013 15:04	BK
75-27-4	Bromodichloromethane	ND		ug/L	0.20	0.50	1	EPA 8260C	10/14/2013 09:10	10/14/2013 15:04	BK
75-25-2	Bromoform	ND		ug/L	0.20	0.50	1	EPA 8260C	10/14/2013 09:10	10/14/2013 15:04	BK
74-83-9	Bromomethane	ND		ug/L	0.20	0.50	1	EPA 8260C	10/14/2013 09:10	10/14/2013 15:04	BK
56-23-5	Carbon tetrachloride	ND		ug/L	0.20	0.50	1	EPA 8260C	10/14/2013 09:10	10/14/2013 15:04	BK
108-90-7	Chlorobenzene	ND		ug/L	0.20	0.50	1	EPA 8260C	10/14/2013 09:10	10/14/2013 15:04	BK
75-00-3	Chloroethane	ND		ug/L	0.20	0.50	1	EPA 8260C	10/14/2013 09:10	10/14/2013 15:04	BK
67-66-3	Chloroform	ND		ug/L	0.20	0.50	1	EPA 8260C	10/14/2013 09:10	10/14/2013 15:04	BK
74-87-3	Chloromethane	ND		ug/L	0.20	0.50	1	EPA 8260C	10/14/2013 09:10	10/14/2013 15:04	BK
156-59-2	cis-1,2-Dichloroethylene	ND		ug/L	0.20	0.50	1	EPA 8260C	10/14/2013 09:10	10/14/2013 15:04	BK
10061-01-5	cis-1,3-Dichloropropylene	ND		ug/L	0.20	0.50	1	EPA 8260C	10/14/2013 09:10	10/14/2013 15:04	BK
124-48-1	Dibromochloromethane	ND		ug/L	0.20	0.50	1	EPA 8260C	10/14/2013 09:10	10/14/2013 15:04	BK
74-95-3	Dibromomethane	ND		ug/L	0.20	0.50	1	EPA 8260C	10/14/2013 09:10	10/14/2013 15:04	BK
75-71-8	Dichlorodifluoromethane	ND		ug/L	0.20	0.50	1	EPA 8260C	10/14/2013 09:10	10/14/2013 15:04	BK
100-41-4	Ethyl Benzene	ND		ug/L	0.20	0.50	1	EPA 8260C	10/14/2013 09:10	10/14/2013 15:04	BK
87-68-3	Hexachlorobutadiene	ND		ug/L	0.20	0.50	1	EPA 8260C	10/14/2013 09:10	10/14/2013 15:04	BK



Sample Information

Client Sample ID: WQ100813:1005NP2-7

York Sample ID: 13J0342-02

York Project (SDG) No.

Client Project ID

Matrix

Collection Date/Time

Date Received

13J0342

Rowe Industries

Water

October 8, 2013 10:05 am

10/09/2013

Volatile Organics, 8260 List - Low Level

Log-in Notes:

Sample Notes:

Sample Prepared by Method: EPA 5030B

CAS No.	Parameter	Result	Flag	Units	MDL	RL	Dilution	Reference Method	Date/Time Prepared	Date/Time Analyzed	Analyst
98-82-8	Isopropylbenzene	ND		ug/L	0.20	0.50	1	EPA 8260C	10/14/2013 09:10	10/14/2013 15:04	BK
1634-04-4	Methyl tert-butyl ether (MTBE)	ND		ug/L	0.20	0.50	1	EPA 8260C	10/14/2013 09:10	10/14/2013 15:04	BK
75-09-2	Methylene chloride	ND		ug/L	1.0	2.0	1	EPA 8260C	10/14/2013 09:10	10/14/2013 15:04	BK
91-20-3	Naphthalene	ND		ug/L	1.0	2.0	1	EPA 8260C	10/14/2013 09:10	10/14/2013 15:04	BK
104-51-8	n-Butylbenzene	ND		ug/L	0.20	0.50	1	EPA 8260C	10/14/2013 09:10	10/14/2013 15:04	BK
103-65-1	n-Propylbenzene	ND		ug/L	0.20	0.50	1	EPA 8260C	10/14/2013 09:10	10/14/2013 15:04	BK
95-47-6	o-Xylene	ND		ug/L	0.20	0.50	1	EPA 8260C	10/14/2013 09:10	10/14/2013 15:04	BK
179601-23-1	p- & m- Xylenes	ND		ug/L	0.50	1.0	1	EPA 8260C	10/14/2013 09:10	10/14/2013 15:04	BK
99-87-6	p-Isopropyltoluene	ND		ug/L	0.20	0.50	1	EPA 8260C	10/14/2013 09:10	10/14/2013 15:04	BK
135-98-8	sec-Butylbenzene	ND		ug/L	0.20	0.50	1	EPA 8260C	10/14/2013 09:10	10/14/2013 15:04	BK
100-42-5	Styrene	ND		ug/L	0.20	0.50	1	EPA 8260C	10/14/2013 09:10	10/14/2013 15:04	BK
98-06-6	tert-Butylbenzene	ND		ug/L	0.20	0.50	1	EPA 8260C	10/14/2013 09:10	10/14/2013 15:04	BK
127-18-4	Tetrachloroethylene	ND		ug/L	0.20	0.50	1	EPA 8260C	10/14/2013 09:10	10/14/2013 15:04	BK
108-88-3	Toluene	ND		ug/L	0.20	0.50	1	EPA 8260C	10/14/2013 09:10	10/14/2013 15:04	BK
156-60-5	trans-1,2-Dichloroethylene	ND		ug/L	0.20	0.50	1	EPA 8260C	10/14/2013 09:10	10/14/2013 15:04	BK
10061-02-6	trans-1,3-Dichloropropylene	ND		ug/L	0.20	0.50	1	EPA 8260C	10/14/2013 09:10	10/14/2013 15:04	BK
79-01-6	Trichloroethylene	ND		ug/L	0.20	0.50	1	EPA 8260C	10/14/2013 09:10	10/14/2013 15:04	BK
75-69-4	Trichlorofluoromethane	ND		ug/L	0.20	0.50	1	EPA 8260C	10/14/2013 09:10	10/14/2013 15:04	BK
75-01-4	Vinyl Chloride	ND		ug/L	0.50	0.50	1	EPA 8260C	10/14/2013 09:10	10/14/2013 15:04	BK
1330-20-7	Xylenes, Total	ND		ug/L	0.60	1.5	1	EPA 8260C	10/14/2013 09:10	10/14/2013 15:04	BK
Surrogate Recoveries		Result	Acceptance Range								
17060-07-0	Surrogate: 1,2-Dichloroethane-d4	104 %	79-133								
460-00-4	Surrogate: p-Bromofluorobenzene	116 %	65-133								
2037-26-5	Surrogate: Toluene-d8	97.5 %	80-123								

Iron by EPA 200.7

Log-in Notes:

Sample Notes:

Sample Prepared by Method: EPA 3010A

CAS No.	Parameter	Result	Flag	Units	MDL	RL	Dilution	Reference Method	Date/Time Prepared	Date/Time Analyzed	Analyst
7439-89-6	Iron	6.01		mg/L	0.0146	0.0200	1	EPA 200.7	10/10/2013 13:53	10/11/2013 10:19	MW


Iron, Dissolved by EPA 6010

Log-in Notes:

Sample Notes:

Sample Prepared by Method: EPA 3010A

CAS No.	Parameter	Result	Flag	Units	MDL	RL	Dilution	Reference Method	Date/Time Prepared	Date/Time Analyzed	Analyst
7439-89-6	Iron	0.0754		mg/L	0.0200	0.0200	1	EPA 6010C	10/10/2013 13:50	10/11/2013 09:22	MW



Sample Information

Client Sample ID: WQ100813:1010NP2-10

York Sample ID: 13J0343-01

York Project (SDG) No.

Client Project ID

Matrix

Collection Date/Time

Date Received

13J0343

Rowe Industries

Water

October 8, 2013 10:10 am

10/09/2013


Volatile Organics, 8260 List - Low Level

Log-in Notes:

Sample Notes:

Sample Prepared by Method: EPA 5030B

CAS No.	Parameter	Result	Flag	Units	MDL	RL	Dilution	Reference Method	Date/Time Prepared	Date/Time Analyzed	Analyst
630-20-6	1,1,1,2-Tetrachloroethane	ND		ug/L	0.20	0.50	1	EPA 8260C	10/14/2013 09:10	10/14/2013 15:48	BK
71-55-6	1,1,1-Trichloroethane	ND		ug/L	0.20	0.50	1	EPA 8260C	10/14/2013 09:10	10/14/2013 15:48	BK
79-34-5	1,1,2,2-Tetrachloroethane	ND		ug/L	0.20	0.50	1	EPA 8260C	10/14/2013 09:10	10/14/2013 15:48	BK
76-13-1	1,1,2-Trichloro-1,2,2-trifluoroethane (Freon 113)	ND		ug/L	0.20	0.50	1	EPA 8260C	10/14/2013 09:10	10/14/2013 15:48	BK
79-00-5	1,1,2-Trichloroethane	ND		ug/L	0.20	0.50	1	EPA 8260C	10/14/2013 09:10	10/14/2013 15:48	BK
75-34-3	1,1-Dichloroethane	ND		ug/L	0.20	0.50	1	EPA 8260C	10/14/2013 09:10	10/14/2013 15:48	BK
75-35-4	1,1-Dichloroethylene	ND		ug/L	0.20	0.50	1	EPA 8260C	10/14/2013 09:10	10/14/2013 15:48	BK
563-58-6	1,1-Dichloropropylene	ND		ug/L	0.20	0.50	1	EPA 8260C	10/14/2013 09:10	10/14/2013 15:48	BK
87-61-6	1,2,3-Trichlorobenzene	ND		ug/L	0.20	0.50	1	EPA 8260C	10/14/2013 09:10	10/14/2013 15:48	BK
96-18-4	1,2,3-Trichloropropane	ND		ug/L	0.20	0.50	1	EPA 8260C	10/14/2013 09:10	10/14/2013 15:48	BK
120-82-1	1,2,4-Trichlorobenzene	ND		ug/L	0.20	0.50	1	EPA 8260C	10/14/2013 09:10	10/14/2013 15:48	BK
95-63-6	1,2,4-Trimethylbenzene	ND		ug/L	0.20	0.50	1	EPA 8260C	10/14/2013 09:10	10/14/2013 15:48	BK
96-12-8	1,2-Dibromo-3-chloropropane	ND		ug/L	0.20	0.50	1	EPA 8260C	10/14/2013 09:10	10/14/2013 15:48	BK
106-93-4	1,2-Dibromoethane	ND		ug/L	0.20	0.50	1	EPA 8260C	10/14/2013 09:10	10/14/2013 15:48	BK
95-50-1	1,2-Dichlorobenzene	ND		ug/L	0.20	0.50	1	EPA 8260C	10/14/2013 09:10	10/14/2013 15:48	BK
107-06-2	1,2-Dichloroethane	ND		ug/L	0.20	0.50	1	EPA 8260C	10/14/2013 09:10	10/14/2013 15:48	BK
78-87-5	1,2-Dichloropropane	ND		ug/L	0.20	0.50	1	EPA 8260C	10/14/2013 09:10	10/14/2013 15:48	BK
108-67-8	1,3,5-Trimethylbenzene	ND		ug/L	0.20	0.50	1	EPA 8260C	10/14/2013 09:10	10/14/2013 15:48	BK
541-73-1	1,3-Dichlorobenzene	ND		ug/L	0.20	0.50	1	EPA 8260C	10/14/2013 09:10	10/14/2013 15:48	BK
142-28-9	1,3-Dichloropropane	ND		ug/L	0.20	0.50	1	EPA 8260C	10/14/2013 09:10	10/14/2013 15:48	BK
106-46-7	1,4-Dichlorobenzene	ND		ug/L	0.20	0.50	1	EPA 8260C	10/14/2013 09:10	10/14/2013 15:48	BK
594-20-7	2,2-Dichloropropane	ND		ug/L	0.20	0.50	1	EPA 8260C	10/14/2013 09:10	10/14/2013 15:48	BK
95-49-8	2-Chlorotoluene	ND		ug/L	0.20	0.50	1	EPA 8260C	10/14/2013 09:10	10/14/2013 15:48	BK
591-78-6	2-Hexanone	ND		ug/L	0.20	0.50	1	EPA 8260C	10/14/2013 09:10	10/14/2013 15:48	BK
106-43-4	4-Chlorotoluene	ND		ug/L	0.20	0.50	1	EPA 8260C	10/14/2013 09:10	10/14/2013 15:48	BK
67-64-1	Acetone	ND	Cal-E, CCV-E	ug/L	1.0	2.0	1	EPA 8260C	10/14/2013 09:10	10/14/2013 15:48	BK
71-43-2	Benzene	ND		ug/L	0.20	0.50	1	EPA 8260C	10/14/2013 09:10	10/14/2013 15:48	BK
108-86-1	Bromobenzene	ND		ug/L	0.20	0.50	1	EPA 8260C	10/14/2013 09:10	10/14/2013 15:48	BK
74-97-5	Bromochloromethane	ND		ug/L	0.20	0.50	1	EPA 8260C	10/14/2013 09:10	10/14/2013 15:48	BK
75-27-4	Bromodichloromethane	ND		ug/L	0.20	0.50	1	EPA 8260C	10/14/2013 09:10	10/14/2013 15:48	BK
75-25-2	Bromoform	ND		ug/L	0.20	0.50	1	EPA 8260C	10/14/2013 09:10	10/14/2013 15:48	BK
74-83-9	Bromomethane	ND		ug/L	0.20	0.50	1	EPA 8260C	10/14/2013 09:10	10/14/2013 15:48	BK



Sample Information

Client Sample ID: WQ100813:1010NP2-10

York Sample ID: 13J0343-01

York Project (SDG) No.

Client Project ID

Matrix

Collection Date/Time

Date Received

13J0343

Rowe Industries

Water

October 8, 2013 10:10 am

10/09/2013


Volatile Organics, 8260 List - Low Level

Log-in Notes:

Sample Notes:

Sample Prepared by Method: EPA 5030B

CAS No.	Parameter	Result	Flag	Units	MDL	RL	Dilution	Reference Method	Date/Time Prepared	Date/Time Analyzed	Analyst
56-23-5	Carbon tetrachloride	ND		ug/L	0.20	0.50	1	EPA 8260C	10/14/2013 09:10	10/14/2013 15:48	BK
108-90-7	Chlorobenzene	ND		ug/L	0.20	0.50	1	EPA 8260C	10/14/2013 09:10	10/14/2013 15:48	BK
75-00-3	Chloroethane	ND		ug/L	0.20	0.50	1	EPA 8260C	10/14/2013 09:10	10/14/2013 15:48	BK
67-66-3	Chloroform	ND		ug/L	0.20	0.50	1	EPA 8260C	10/14/2013 09:10	10/14/2013 15:48	BK
74-87-3	Chloromethane	ND		ug/L	0.20	0.50	1	EPA 8260C	10/14/2013 09:10	10/14/2013 15:48	BK
156-59-2	cis-1,2-Dichloroethylene	ND		ug/L	0.20	0.50	1	EPA 8260C	10/14/2013 09:10	10/14/2013 15:48	BK
10061-01-5	cis-1,3-Dichloropropylene	ND		ug/L	0.20	0.50	1	EPA 8260C	10/14/2013 09:10	10/14/2013 15:48	BK
124-48-1	Dibromochloromethane	ND		ug/L	0.20	0.50	1	EPA 8260C	10/14/2013 09:10	10/14/2013 15:48	BK
74-95-3	Dibromomethane	ND		ug/L	0.20	0.50	1	EPA 8260C	10/14/2013 09:10	10/14/2013 15:48	BK
75-71-8	Dichlorodifluoromethane	ND		ug/L	0.20	0.50	1	EPA 8260C	10/14/2013 09:10	10/14/2013 15:48	BK
100-41-4	Ethyl Benzene	ND		ug/L	0.20	0.50	1	EPA 8260C	10/14/2013 09:10	10/14/2013 15:48	BK
87-68-3	Hexachlorobutadiene	ND		ug/L	0.20	0.50	1	EPA 8260C	10/14/2013 09:10	10/14/2013 15:48	BK
98-82-8	Isopropylbenzene	ND		ug/L	0.20	0.50	1	EPA 8260C	10/14/2013 09:10	10/14/2013 15:48	BK
1634-04-4	Methyl tert-butyl ether (MTBE)	ND		ug/L	0.20	0.50	1	EPA 8260C	10/14/2013 09:10	10/14/2013 15:48	BK
75-09-2	Methylene chloride	ND		ug/L	1.0	2.0	1	EPA 8260C	10/14/2013 09:10	10/14/2013 15:48	BK
91-20-3	Naphthalene	ND		ug/L	1.0	2.0	1	EPA 8260C	10/14/2013 09:10	10/14/2013 15:48	BK
104-51-8	n-Butylbenzene	ND		ug/L	0.20	0.50	1	EPA 8260C	10/14/2013 09:10	10/14/2013 15:48	BK
103-65-1	n-Propylbenzene	ND		ug/L	0.20	0.50	1	EPA 8260C	10/14/2013 09:10	10/14/2013 15:48	BK
95-47-6	o-Xylene	ND		ug/L	0.20	0.50	1	EPA 8260C	10/14/2013 09:10	10/14/2013 15:48	BK
179601-23-1	p- & m- Xylenes	ND		ug/L	0.50	1.0	1	EPA 8260C	10/14/2013 09:10	10/14/2013 15:48	BK
99-87-6	p-Isopropyltoluene	ND		ug/L	0.20	0.50	1	EPA 8260C	10/14/2013 09:10	10/14/2013 15:48	BK
135-98-8	sec-Butylbenzene	ND		ug/L	0.20	0.50	1	EPA 8260C	10/14/2013 09:10	10/14/2013 15:48	BK
100-42-5	Styrene	ND		ug/L	0.20	0.50	1	EPA 8260C	10/14/2013 09:10	10/14/2013 15:48	BK
98-06-6	tert-Butylbenzene	ND		ug/L	0.20	0.50	1	EPA 8260C	10/14/2013 09:10	10/14/2013 15:48	BK
127-18-4	Tetrachloroethylene	ND		ug/L	0.20	0.50	1	EPA 8260C	10/14/2013 09:10	10/14/2013 15:48	BK
108-88-3	Toluene	ND		ug/L	0.20	0.50	1	EPA 8260C	10/14/2013 09:10	10/14/2013 15:48	BK
156-60-5	trans-1,2-Dichloroethylene	ND		ug/L	0.20	0.50	1	EPA 8260C	10/14/2013 09:10	10/14/2013 15:48	BK
10061-02-6	trans-1,3-Dichloropropylene	ND		ug/L	0.20	0.50	1	EPA 8260C	10/14/2013 09:10	10/14/2013 15:48	BK
79-01-6	Trichloroethylene	ND		ug/L	0.20	0.50	1	EPA 8260C	10/14/2013 09:10	10/14/2013 15:48	BK
75-69-4	Trichlorofluoromethane	ND		ug/L	0.20	0.50	1	EPA 8260C	10/14/2013 09:10	10/14/2013 15:48	BK
75-01-4	Vinyl Chloride	ND		ug/L	0.50	0.50	1	EPA 8260C	10/14/2013 09:10	10/14/2013 15:48	BK
1330-20-7	Xylenes, Total	ND		ug/L	0.60	1.5	1	EPA 8260C	10/14/2013 09:10	10/14/2013 15:48	BK



Sample Information

Client Sample ID: WQ100813:1010NP2-10

York Sample ID: 13J0343-01

York Project (SDG) No.

Client Project ID

Matrix

Collection Date/Time

Date Received

13J0343

Rowe Industries

Water

October 8, 2013 10:10 am

10/09/2013

Volatile Organics, 8260 List - Low Level

Log-in Notes:

Sample Notes:

Sample Prepared by Method: EPA 5030B

CAS No.	Parameter	Result	Flag	Units	MDL	RL	Dilution	Reference Method	Date/Time Prepared	Date/Time Analyzed	Analyst
Surrogate Recoveries		Result	Acceptance Range								
17060-07-0	Surrogate: 1,2-Dichloroethane-d4	112 %			79	133					
460-00-4	Surrogate: p-Bromofluorobenzene	115 %			65	133					
2037-26-5	Surrogate: Toluene-d8	94.7 %			80	123					

Iron by EPA 200.7

Log-in Notes:

Sample Notes:

Sample Prepared by Method: EPA 3010A

CAS No.	Parameter	Result	Flag	Units	MDL	RL	Dilution	Reference Method	Date/Time Prepared	Date/Time Analyzed	Analyst
7439-89-6	Iron	12.2		mg/L	0.0146	0.0200	1	EPA 200.7	10/10/2013 13:53	10/11/2013 10:24	MW

Iron, Dissolved by EPA 6010

Log-in Notes:

Sample Notes:

Sample Prepared by Method: EPA 3010A

CAS No.	Parameter	Result	Flag	Units	MDL	RL	Dilution	Reference Method	Date/Time Prepared	Date/Time Analyzed	Analyst
7439-89-6	Iron	0.101		mg/L	0.0200	0.0200	1	EPA 6010C	10/10/2013 13:50	10/11/2013 09:28	MW


Total Dissolved Solids

Log-in Notes:

Sample Notes:

Sample Prepared by Method: % Solids Prep

CAS No.	Parameter	Result	Flag	Units	MDL	RL	Dilution	Reference Method	Date/Time Prepared	Date/Time Analyzed	Analyst
	Total Dissolved Solids	185		mg/L	1.00	1.00	1	SM 2540C	10/09/2013 16:34	10/11/2013 15:26	BGS



Analytical Batch Summary

Batch ID: BJ30440 **Preparation Method:** % Solids Prep **Prepared By:** BGS

YORK Sample ID	Client Sample ID	Preparation Date
13J0343-01	WQ100813:1010NP2-10	10/09/13
BJ30440-BLK1	Blank	10/09/13
BJ30440-DUP1	Duplicate	10/09/13

Batch ID: BJ30479 **Preparation Method:** EPA 3010A **Prepared By:** MW

YORK Sample ID	Client Sample ID	Preparation Date
13J0342-01	WQ100813:1000NP2-6	10/10/13
13J0342-02	WQ100813:1005NP2-7	10/10/13
13J0343-01	WQ100813:1010NP2-10	10/10/13
BJ30479-BLK1	Blank	10/10/13
BJ30479-DUP1	Duplicate	10/10/13
BJ30479-MS1	Matrix Spike	10/10/13
BJ30479-SRM1	Reference	10/10/13

Batch ID: BJ30480 **Preparation Method:** EPA 3010A **Prepared By:** MW

YORK Sample ID	Client Sample ID	Preparation Date
13J0342-01	WQ100813:1000NP2-6	10/10/13
13J0342-02	WQ100813:1005NP2-7	10/10/13
13J0343-01	WQ100813:1010NP2-10	10/10/13
BJ30480-BLK1	Blank	10/10/13
BJ30480-DUP1	Duplicate	10/10/13
BJ30480-MS1	Matrix Spike	10/10/13
BJ30480-SRM1	Reference	10/10/13

Batch ID: BJ30597 **Preparation Method:** EPA 5030B **Prepared By:** EKM

YORK Sample ID	Client Sample ID	Preparation Date
13J0342-01	WQ100813:1000NP2-6	10/14/13
13J0342-02	WQ100813:1005NP2-7	10/14/13
13J0343-01	WQ100813:1010NP2-10	10/14/13
BJ30597-BLK1	Blank	10/14/13
BJ30597-BS1	LCS	10/14/13
BJ30597-BSD1	LCS Dup	10/14/13



Volatile Organic Compounds by GC/MS - Quality Control Data

York Analytical Laboratories, Inc.


Analyte	Result	Reporting Limit	Units	Spike Level	Source* Result	%REC	%REC Limits	Flag	RPD	RPD Limit	Flag
---------	--------	-----------------	-------	-------------	----------------	------	-------------	------	-----	-----------	------

Batch BJ30597 - EPA 5030B

Blank (BJ30597-BLK1)

Prepared & Analyzed: 10/14/2013

1,1,1,2-Tetrachloroethane	ND	0.50	ug/L								
1,1,1-Trichloroethane	ND	0.50	"								
1,1,2,2-Tetrachloroethane	ND	0.50	"								
1,1,2-Trichloro-1,2,2-trifluoroethane (Freon 113)	ND	0.50	"								
1,1,2-Trichloroethane	ND	0.50	"								
1,1-Dichloroethane	ND	0.50	"								
1,1-Dichloroethylene	ND	0.50	"								
1,1-Dichloropropylene	ND	0.50	"								
1,2,3-Trichlorobenzene	ND	0.50	"								
1,2,3-Trichloropropane	ND	0.50	"								
1,2,4-Trichlorobenzene	ND	0.50	"								
1,2,4-Trimethylbenzene	ND	0.50	"								
1,2-Dibromo-3-chloropropane	ND	0.50	"								
1,2-Dibromoethane	ND	0.50	"								
1,2-Dichlorobenzene	ND	0.50	"								
1,2-Dichloroethane	ND	0.50	"								
1,2-Dichloropropane	ND	0.50	"								
1,3,5-Trimethylbenzene	ND	0.50	"								
1,3-Dichlorobenzene	ND	0.50	"								
1,3-Dichloropropane	ND	0.50	"								
1,4-Dichlorobenzene	ND	0.50	"								
2,2-Dichloropropane	ND	0.50	"								
2-Chlorotoluene	ND	0.50	"								
2-Hexanone	ND	0.50	"								
4-Chlorotoluene	ND	0.50	"								
Acetone	1.0	2.0	"								
Benzene	ND	0.50	"								
Bromobenzene	ND	0.50	"								
Bromochloromethane	ND	0.50	"								
Bromodichloromethane	ND	0.50	"								
Bromoform	ND	0.50	"								
Bromomethane	ND	0.50	"								
Carbon tetrachloride	ND	0.50	"								
Chlorobenzene	ND	0.50	"								
Chloroethane	ND	0.50	"								
Chloroform	ND	0.50	"								
Chloromethane	ND	0.50	"								
cis-1,2-Dichloroethylene	ND	0.50	"								
cis-1,3-Dichloropropylene	ND	0.50	"								
Dibromochloromethane	ND	0.50	"								
Dibromomethane	ND	0.50	"								
Dichlorodifluoromethane	ND	0.50	"								
Ethyl Benzene	ND	0.50	"								
Hexachlorobutadiene	ND	0.50	"								
Isopropylbenzene	ND	0.50	"								
Methyl tert-butyl ether (MTBE)	ND	0.50	"								
Methylene chloride	ND	2.0	"								
Naphthalene	ND	2.0	"								
n-Butylbenzene	ND	0.50	"								
n-Propylbenzene	ND	0.50	"								
o-Xylene	ND	0.50	"								



Volatile Organic Compounds by GC/MS - Quality Control Data

York Analytical Laboratories, Inc.

Analyte	Result	Reporting	Units	Spike	Source*	%REC	%REC	Limits	Flag	RPD	Flag
		Limit			Result					RPD	

Batch BJ30597 - EPA 5030B

Blank (BJ30597-BLK1)

Prepared & Analyzed: 10/14/2013

p- & m- Xylenes	ND	1.0	ug/L								
p-Isopropyltoluene	ND	0.50	"								
sec-Butylbenzene	ND	0.50	"								
Styrene	ND	0.50	"								
tert-Butylbenzene	ND	0.50	"								
Tetrachloroethylene	ND	0.50	"								
Toluene	ND	0.50	"								
trans-1,2-Dichloroethylene	ND	0.50	"								
trans-1,3-Dichloropropylene	ND	0.50	"								
Trichloroethylene	ND	0.50	"								
Trichlorofluoromethane	ND	0.50	"								
Vinyl Chloride	ND	0.50	"								
Xylenes, Total	ND	1.5	"								

Surrogate: 1,2-Dichloroethane-d4

10.7 " 10.0 107 79-133

Surrogate: p-Bromofluorobenzene

11.4 " 10.0 114 65-133


Surrogate: Toluene-d8

9.26 " 10.0 92.6 80-123

LCS (BJ30597-BS1)

Prepared & Analyzed: 10/14/2013

1,1,1,2-Tetrachloroethane	10.0		ug/L	10.0		100	84-127
1,1,1-Trichloroethane	10.7		"	10.0		107	80-131
1,1,2,2-Tetrachloroethane	10.0		"	10.0		100	76-120
1,1,2-Trichloro-1,2,2-trifluoroethane (Freon 113)	10.7		"	10.0		107	70-133
1,1,2-Trichloroethane	9.71		"	10.0		97.1	73-124
1,1-Dichloroethane	10.6		"	10.0		106	79-123
1,1-Dichloroethylene	9.99		"	10.0		99.9	71-123
1,1-Dichloropropylene	10.2		"	10.0		102	73-117
1,2,3-Trichlorobenzene	9.45		"	10.0		94.5	78-117
1,2,3-Trichloropropane	10.0		"	10.0		100	68-119
1,2,4-Trichlorobenzene	9.65		"	10.0		96.5	78-117
1,2,4-Trimethylbenzene	9.60		"	10.0		96.0	68-134
1,2-Dibromo-3-chloropropane	10.5		"	10.0		105	73-129
1,2-Dibromoethane	9.97		"	10.0		99.7	73-139
1,2-Dichlorobenzene	9.82		"	10.0		98.2	83-110
1,2-Dichloroethane	10.5		"	10.0		105	81-120
1,2-Dichloropropane	10.1		"	10.0		101	76-120
1,3,5-Trimethylbenzene	9.84		"	10.0		98.4	74-121
1,3-Dichlorobenzene	9.52		"	10.0		95.2	82-112
1,3-Dichloropropane	9.80		"	10.0		98.0	77-122
1,4-Dichlorobenzene	9.54		"	10.0		95.4	83-110
2,2-Dichloropropane	12.3		"	10.0		123	50-163
2-Chlorotoluene	9.35		"	10.0		93.5	74-115
2-Hexanone	10.3		"	10.0		103	65-130
4-Chlorotoluene	9.59		"	10.0		95.9	77-119
Acetone	10.8		"	10.0		108	54-129
Benzene	10.4		"	10.0		104	77-122
Bromobenzene	10.0		"	10.0		100	76-114
Bromochloromethane	11.2		"	10.0		112	73-125
Bromodichloromethane	10.0		"	10.0		100	83-120
Bromoform	10.7		"	10.0		107	72-139
Bromomethane	8.85		"	10.0		88.5	52-128
Carbon tetrachloride	10.9		"	10.0		109	66-152
Chlorobenzene	9.71		"	10.0		97.1	85-113



Volatile Organic Compounds by GC/MS - Quality Control Data
York Analytical Laboratories, Inc.

Analyte	Result	Reporting	Units	Spike	Source*	%REC	%REC	Limits	Flag	RPD	RPD	Limit	Flag
		Limit			Result					Limit			

Batch BJ30597 - EPA 5030B

LCS (BJ30597-BS1)

Prepared & Analyzed: 10/14/2013

Chloroethane	10.3		ug/L	10.0		103	60-124						
Chloroform	10.5		"	10.0		105	82-119						
Chloromethane	6.35		"	10.0		63.5	42-126						
cis-1,2-Dichloroethylene	10.3		"	10.0		103	79-116						
cis-1,3-Dichloropropylene	11.4		"	10.0		114	85-134						
Dibromochloromethane	10.4		"	10.0		104	74-151						
Dibromomethane	9.92		"	10.0		99.2	74-128						
Dichlorodifluoromethane	7.36		"	10.0		73.6	10-146						
Ethyl Benzene	10.3		"	10.0		103	85-125						
Hexachlorobutadiene	10.1		"	10.0		101	69-131						
Isopropylbenzene	9.92		"	10.0		99.2	71-128						
Methyl tert-butyl ether (MTBE)	10.4		"	10.0		104	51-134						
Methylene chloride	10.6		"	10.0		106	76-122						
Naphthalene	9.97		"	10.0		99.7	72-127						
n-Butylbenzene	10.2		"	10.0		102	69-127						
n-Propylbenzene	9.59		"	10.0		95.9	70-129						
o-Xylene	9.81		"	10.0		98.1	83-117						
p- & m- Xylenes	20.7		"	20.0		104	80-126						
p-Isopropyltoluene	9.98		"	10.0		99.8	74-130						
sec-Butylbenzene	10.1		"	10.0		101	72-132						
Styrene	10.3		"	10.0		103	62-160						
tert-Butylbenzene	9.91		"	10.0		99.1	75-129						
Tetrachloroethylene	10.1		"	10.0		101	67-118						
Toluene	9.93		"	10.0		99.3	82-118						
trans-1,2-Dichloroethylene	10.6		"	10.0		106	76-119						
trans-1,3-Dichloropropylene	11.1		"	10.0		111	80-137						
Trichloroethylene	9.97		"	10.0		99.7	71-122						
Trichlorofluoromethane	10.2		"	10.0		102	67-130						
Vinyl Chloride	9.20		"	10.0		92.0	49-125						
<i>Surrogate: 1,2-Dichloroethane-d4</i>	<i>9.96</i>		<i>"</i>	<i>10.0</i>		<i>99.6</i>	<i>79-133</i>						
<i>Surrogate: p-Bromofluorobenzene</i>	<i>10.1</i>		<i>"</i>	<i>10.0</i>		<i>101</i>	<i>65-133</i>						
<i>Surrogate: Toluene-d8</i>	<i>9.56</i>		<i>"</i>	<i>10.0</i>		<i>95.6</i>	<i>80-123</i>						



Volatile Organic Compounds by GC/MS - Quality Control Data

York Analytical Laboratories, Inc.

Analyte	Result	Reporting Limit	Units	Spike Level	Source* Result	%REC	%REC Limits	Flag	RPD	RPD Limit	Flag
---------	--------	-----------------	-------	-------------	----------------	------	-------------	------	-----	-----------	------

Batch BJ30597 - EPA 5030B

LCS Dup (BJ30597-BSD1)

Prepared & Analyzed: 10/14/2013

1,1,1,2-Tetrachloroethane	10.0		ug/L	10.0		100	84-127		0.100	30	
1,1,1-Trichloroethane	10.6		"	10.0		106	80-131		0.658	30	
1,1,2,2-Tetrachloroethane	9.16		"	10.0		91.6	76-120		9.27	30	
1,1,2-Trichloro-1,2,2-trifluoroethane (Freon 113)	10.6		"	10.0		106	70-133		0.751	30	
1,1,2-Trichloroethane	9.53		"	10.0		95.3	73-124		1.87	30	
1,1-Dichloroethane	10.4		"	10.0		104	79-123		2.09	30	
1,1-Dichloroethylene	10.1		"	10.0		101	71-123		1.19	30	
1,1-Dichloropropylene	10.3		"	10.0		103	73-117		1.18	30	
1,2,3-Trichlorobenzene	9.03		"	10.0		90.3	78-117		4.55	30	
1,2,3-Trichloropropane	9.07		"	10.0		90.7	68-119		9.85	30	
1,2,4-Trichlorobenzene	9.46		"	10.0		94.6	78-117		1.99	30	
1,2,4-Trimethylbenzene	9.54		"	10.0		95.4	68-134		0.627	30	
1,2-Dibromo-3-chloropropane	9.35		"	10.0		93.5	73-129		11.4	30	
1,2-Dibromoethane	9.45		"	10.0		94.5	73-139		5.36	30	
1,2-Dichlorobenzene	9.68		"	10.0		96.8	83-110		1.44	30	
1,2-Dichloroethane	9.93		"	10.0		99.3	81-120		5.29	30	
1,2-Dichloropropane	10.1		"	10.0		101	76-120		0.495	30	
1,3,5-Trimethylbenzene	10.1		"	10.0		101	74-121		2.41	30	
1,3-Dichlorobenzene	9.72		"	10.0		97.2	82-112		2.08	30	
1,3-Dichloropropane	9.46		"	10.0		94.6	77-122		3.53	30	
1,4-Dichlorobenzene	9.66		"	10.0		96.6	83-110		1.25	30	
2,2-Dichloropropane	12.1		"	10.0		121	50-163		2.05	30	
2-Chlorotoluene	9.34		"	10.0		93.4	74-115		0.107	30	
2-Hexanone	8.96		"	10.0		89.6	65-130		14.1	30	
4-Chlorotoluene	9.51		"	10.0		95.1	77-119		0.838	30	
Acetone	8.86		"	10.0		88.6	54-129		19.3	30	
Benzene	10.2		"	10.0		102	77-122		1.93	30	
Bromobenzene	9.75		"	10.0		97.5	76-114		2.63	30	
Bromochloromethane	11.0		"	10.0		110	73-125		2.25	30	
Bromodichloromethane	10.2		"	10.0		102	83-120		1.19	30	
Bromoform	9.82		"	10.0		98.2	72-139		8.76	30	
Bromomethane	9.23		"	10.0		92.3	52-128		4.20	30	
Carbon tetrachloride	10.8		"	10.0		108	66-152		0.0921	30	
Chlorobenzene	9.71		"	10.0		97.1	85-113		0.00	30	
Chloroethane	10.3		"	10.0		103	60-124		0.194	30	
Chloroform	10.2		"	10.0		102	82-119		2.70	30	
Chloromethane	6.31		"	10.0		63.1	42-126		0.632	30	
cis-1,2-Dichloroethylene	10.2		"	10.0		102	79-116		1.56	30	
cis-1,3-Dichloropropylene	11.2		"	10.0		112	85-134		1.60	30	
Dibromochloromethane	10.3		"	10.0		103	74-151		1.16	30	
Dibromomethane	9.44		"	10.0		94.4	74-128		4.96	30	
Dichlorodifluoromethane	7.45		"	10.0		74.5	10-146		1.22	30	
Ethyl Benzene	10.4		"	10.0		104	85-125		0.677	30	
Hexachlorobutadiene	10.2		"	10.0		102	69-131		0.690	30	
Isopropylbenzene	9.96		"	10.0		99.6	71-128		0.402	30	
Methyl tert-butyl ether (MTBE)	9.63		"	10.0		96.3	51-134		7.98	30	
Methylene chloride	10.3		"	10.0		103	76-122		2.40	30	
Naphthalene	9.18		"	10.0		91.8	72-127		8.25	30	
n-Butylbenzene	10.3		"	10.0		103	69-127		0.683	30	
n-Propylbenzene	9.71		"	10.0		97.1	70-129		1.24	30	
o-Xylene	10.2		"	10.0		102	83-117		3.60	30	



Volatile Organic Compounds by GC/MS - Quality Control Data

York Analytical Laboratories, Inc.


Analyte	Result	Reporting	Units	Spike Level	Source*	%REC	%REC Limits	Flag	RPD	RPD	Flag
		Limit			Result					Limit	

Batch BJ30597 - EPA 5030B

LCS Dup (BJ30597-BSD1)


Prepared & Analyzed: 10/14/2013

p- & m- Xylenes	21.1		ug/L	20.0		105	80-126		1.72	30
p-Isopropyltoluene	10.1		"	10.0		101	74-130		0.898	30
sec-Butylbenzene	10.2		"	10.0		102	72-132		0.786	30
Styrene	10.7		"	10.0		107	62-160		3.91	30
tert-Butylbenzene	9.84		"	10.0		98.4	75-129		0.709	30
Tetrachloroethylene	10.0		"	10.0		100	67-118		0.498	30
Toluene	9.85		"	10.0		98.5	82-118		0.809	30
trans-1,2-Dichloroethylene	10.4		"	10.0		104	76-119		1.72	30
trans-1,3-Dichloropropylene	11.0		"	10.0		110	80-137		0.453	30
Trichloroethylene	9.97		"	10.0		99.7	71-122		0.00	30
Trichlorofluoromethane	10.0		"	10.0		100	67-130		1.09	30
Vinyl Chloride	9.06		"	10.0		90.6	49-125		1.53	30
<i>Surrogate: 1,2-Dichloroethane-d4</i>	<i>9.61</i>		<i>"</i>	<i>10.0</i>		<i>96.1</i>	<i>79-133</i>			
<i>Surrogate: p-Bromofluorobenzene</i>	<i>9.65</i>		<i>"</i>	<i>10.0</i>		<i>96.5</i>	<i>65-133</i>			
<i>Surrogate: Toluene-d8</i>	<i>9.69</i>		<i>"</i>	<i>10.0</i>		<i>96.9</i>	<i>80-123</i>			




Metals by ICP - Quality Control Data
York Analytical Laboratories, Inc.

Analyte	Result	Reporting Limit	Units	Spike Level	Source* Result	%REC	%REC Limits	Flag	RPD	RPD Limit	Flag
Batch BJ30479 - EPA 3010A											
Blank (BJ30479-BLK1)										Prepared: 10/10/2013 Analyzed: 10/11/2013	
Iron - Dissolved	ND	0.0200	mg/L								
Duplicate (BJ30479-DUP1)										*Source sample: 13J0343-01 (WQ100813:1010NP2-10) Prepared: 10/10/2013 Analyzed: 10/11/2013	
Iron - Dissolved	0.103	0.0200	mg/L		0.101				1.64	20	
Matrix Spike (BJ30479-MS1)										*Source sample: 13J0343-01 (WQ100813:1010NP2-10) Prepared: 10/10/2013 Analyzed: 10/11/2013	
Iron - Dissolved	1.11	0.0200	mg/L	1.00	0.101	101	75-125				
Reference (BJ30479-SRM1)										Prepared: 10/10/2013 Analyzed: 10/11/2013	
Iron - Dissolved	1.28	0.0200	mg/L	1.39		92.2	88.4-113				
Batch BJ30480 - EPA 3010A											
Blank (BJ30480-BLK1)										Prepared: 10/10/2013 Analyzed: 10/11/2013	
Iron	ND	0.0200	mg/L								
Duplicate (BJ30480-DUP1)										*Source sample: 13J0343-01 (WQ100813:1010NP2-10) Prepared: 10/10/2013 Analyzed: 10/11/2013	
Iron	12.2	0.0200	mg/L		12.2				0.125	20	
Matrix Spike (BJ30480-MS1)										*Source sample: 13J0343-01 (WQ100813:1010NP2-10) Prepared: 10/10/2013 Analyzed: 10/11/2013	
Iron	13.1	0.0200	mg/L	1.00	12.2	91.3	75-125				
Reference (BJ30480-SRM1)										Prepared: 10/10/2013 Analyzed: 10/11/2013	
Iron	1.31	0.0200	mg/L	1.39		94.5	88.4-113				



Miscellaneous Physical Parameters - Quality Control Data
York Analytical Laboratories, Inc.

Analyte	Result	Reporting Limit	Units	Spike Level	Source* Result	%REC	%REC Limits	Flag	RPD	RPD Limit	Flag
Batch BJ30440 - % Solids Prep											
Blank (BJ30440-BLK1)											
						Prepared: 10/09/2013 Analyzed: 10/11/2013					
Total Dissolved Solids	ND	1.00	mg/L								
Duplicate (BJ30440-DUP1)											
*Source sample: 13J0343-01 (WQ100813:1010NP2-10)						Prepared: 10/09/2013 Analyzed: 10/11/2013					
Total Dissolved Solids	209	1.00	mg/L		185				12.2	15	



Volatile Analysis Sample Containers

Lab ID	Client Sample ID	Volatile Sample Container
13J0342-01	WQ100813:1000NP2-6	40mL Clear Vial (pre-pres.) HCl; Cool to 4° C
13J0342-02	WQ100813:1005NP2-7	40mL Clear Vial (pre-pres.) HCl; Cool to 4° C
13J0343-01	WQ100813:1010NP2-10	40mL Clear Vial (pre-pres.) HCl; Cool to 4° C

Notes and Definitions


- M-LSRD Original sample conc <50 X reporting limit.
- J Detected below the Reporting Limit but greater than or equal to the Method Detection Limit (MDL/LOD) or in the case of a TIC, the result is an estimated concentration.
- CCV-E The value reported is ESTIMATED. The value is estimated due to its behavior during continuing calibration verification (>20% Difference for average Rf or >20% Drift for quadratic fit).
- Cal-E The value reported is ESTIMATED. The value is estimated due to its behavior during initial calibration (average Rf>20% AND correlation coefficient <0.990 for quadratic fit).
- B Analyte is found in the associated analysis batch blank. For volatiles, methylene chloride and acetone are common lab contaminants. Data users should consider anything <10x the blank value as artifact.
-
- ND Analyte NOT DETECTED at the stated Reporting Limit (RL) or above.
- RL REPORTING LIMIT - the minimum reportable value based upon the lowest point in the analyte calibration curve.
- MDL METHOD DETECTION LIMIT - the minimum concentration that can be measured and reported with a 99% confidence that the concentration is greater than zero. If requested or required, a value reported below the RL and above the MDL is considered estimated and is noted with a "J" flag.
- NR Not reported
- RPD Relative Percent Difference
- Wet The data has been reported on an as-received (wet weight) basis
- Low Bias Low Bias flag indicates that the recovery of the flagged analyte is below the laboratory or regulatory lower control limit. The data user should take note that this analyte may be biased low but should evaluate multiple lines of evidence including the LCS and site-specific MS/MSD data to draw bias conclusions. In cases where no site-specific MS/MSD was requested, only the LCS data can be used to evaluate such bias.
- High Bias High Bias flag indicates that the recovery of the flagged analyte is above the laboratory or regulatory upper control limit. The data user should take note that this analyte may be biased high but should evaluate multiple lines of evidence including the LCS and site-specific MS/MSD data to draw bias conclusions. In cases where no site-specific MS/MSD was requested, only the LCS data can be used to evaluate such bias.
- Non-Dir. Non-dir. flag (Non-Directional Bias) indicates that the Relative Percent Difference (RPD) (a measure of precision) among the MS and MSD data is outside the laboratory or regulatory control limit. This alerts the data user where the MS and MSD are from site-specific samples that the RPD is high due to either non-homogeneous distribution of target analyte between the MS/MSD or indicates poor reproducibility for other reasons.

If EPA SW-846 method 8270 is included herein it is noted that the target compound N-nitrosodiphenylamine (NDPA) decomposes in the gas chromatographic inlet and cannot be separated from diphenylamine (DPA). These results could actually represent 100% DPA, 100% NDPA or some combination of the two. For this reason, York reports the combined result for n-nitrosodiphenylamine and diphenylamine for either of these compounds as a combined concentration as Diphenylamine.

If Total PCBs are detected and the target aroclors reported are "Not detected", the Total PCB value is reported due to the presence of either or both Aroclors 1262 and 1268 which are non-target aroclors for some regulatory lists.

2-chloroethylvinyl ether readily breaks down under acidic conditions. Samples that are acid preserved, including standards will exhibit breakdown. The data user should take note.

Certification for pH is no longer offered by NYDOH ELAP.



Semi-Volatile and Volatile analyses are reported down to the MDL, with values between the MDL and the RL being "J" flagged as estimated results.

YORK

ANALYTICAL LABORATORIES, INC.
120 RESEARCH DR. STRATFORD, CT 06615
(203) 325-1371 FAX (203) 357-0166

Field Chain-of-Custody Record


NOTE: York's Std. Terms & Conditions are listed on the back side of this document.
This document serves as your written authorization to York to proceed with the analyses requested and your signature binds you to York's Std. Terms & Conditions.

Page 1 of 1

York Project No. 13 Jo 342

YOUR Information Company: <u>LBG</u> Address: <u>4 Research Dr. Suite 301</u> <u>Shelton, CT 06484</u> Phone No. <u>203-929-8555</u> Contact Person: <u>Tunde Sandor</u> E-Mail Address: <u>Tsandor@lbgct.com</u>		Report To: Company: <u>Same</u> Address: _____ Phone No. _____ Attention: _____ E-Mail Address: _____		Invoice To: Company: <u>Same</u> Address: _____ Phone No. _____ Attention: _____ E-Mail Address: _____		YOUR Project ID Project Name: <u>Apwe Industries.</u> Purchase Order No.: <u>HAB596.</u>		Turn-Around Time RUSH - Same Day <input type="checkbox"/> RUSH - Next Day <input type="checkbox"/> RUSH - Two Day <input type="checkbox"/> RUSH - Three Day <input type="checkbox"/> RUSH - Four Day <input type="checkbox"/> Standard (5-7 Days) <input checked="" type="checkbox"/>		Report Type Summary Report <input checked="" type="checkbox"/> <u>pdf</u> Summary w/ QA Summary <input checked="" type="checkbox"/> <u>pdf</u> CTCRP Package <input type="checkbox"/> CTCRP DQ/DUE Pkg <input type="checkbox"/> NY ASP A Package <input type="checkbox"/> NY ASP B Package <input type="checkbox"/> <u>10 only</u> <u>pdf</u> NUDEP Red. Deliv. <input type="checkbox"/> Electronic Data Deliverables (EDD) <input type="checkbox"/> Simple Excel <input checked="" type="checkbox"/> <u>X</u> NYSDEC EQUIS <input type="checkbox"/> EQUIS (std) <input type="checkbox"/> EZ-EDD (EQUIS) <input type="checkbox"/> NUDEP SRP HazSite EDD <input type="checkbox"/> GIS/KEY (std) <input type="checkbox"/> Other <input type="checkbox"/> York Regulatory Comparison <input type="checkbox"/> Excel Spreadsheet <input type="checkbox"/> Compare to the following Regs. (please fill in): _____					
Matrix Codes S - soil Other - specify (oil, etc) WW - wastewater GW - groundwater DW - drinking water Air-A - ambient air Air-SV - soil vapor		Volatiles 8260 full 624 STARS list BTEX MTBE TCL list TAGM list CT RCP list Arom. only Halog. only App. IX list 8021B list		Semi-Vols./Resuspended 8270 & 625 STARS list BN Only Acids Only PAH list TAGM list CT RCP list TAGM list Site Spec. SFLP/TCLP TCLP list Arom. only Halog. only App. IX list SFLP/TCLP 8021B list		Metals RCRA8 PPI3 list TAL CT15 list TAGM list NUDEP list Total Dissolved SFLP/TCLP Inorg. Metals LIST Below		Misc. Org. TPH GRO TPH DRO CT ETPH NY 310-13 TPH 1664 Air TO14A Air TO15 Air STARS Air VPH Air TICs Methane Hydrogn		Full Lists TCL Ognats TAL-MetCN Full TCLP Full App. IX Part 360-Resore Part 360-Resore Part 360-Resore Part 360-Resore Part 360-Resore NYOCEP-Sewer TOC NYSDEC-Clean TAGM		Misc. Censosity Reactivity Ignitability Flash Point Sieve Anal. Heterocyclics TOX BTUlb Aquatic Tox. TOC NYSDEC-Clean Adbestos Silica		Container Description(s) <u>3v 2c</u> <u>3v 2c</u> <u>3v 3c</u>	
Choose Analyses Needed from the Menu Above and Enter Below Fe by EPA 800.7/Fe; Dissolved by EPA 6010 (SW 846-6106) / Vols, P260 list (EPA SW 845-8260b) plus Fe-00 113 Fe by EPA 800.7/Fe; Dissolved by EPA 6010 (SW 846-6106) / Vols P260 list (EPA SW 845-8260b) plus Fe-00 113 (SH 2540c)															
Sample Identification WQ1005131000NF2-6 WQ1005131000NF2-7 WQ1005131000NF2-10		Date Sampled 10/6/13 1000 1005 1010		Sample Matrix GW GW GW		Preservation Check those Applicable Special Instructions Field Filtered <input type="checkbox"/> Lab to Filter <input type="checkbox"/>		Comments 4°C _____ Frozen _____ HCl _____ ZnAc _____ MeOH _____ Ascorbic Acid _____ HNO ₃ _____ H ₂ SO ₄ _____ NiOH _____ Other _____ Samples Relinquished By: <u>[Signature]</u> Date/Time: <u>10/6/13 1300</u> Samples Relinquished By: <u>ABUCKER</u> Date/Time: <u>10/13/13 1300</u> Temperature on Receipt: <u>2.8 °C</u>							

Print Clearly and Legibly. All Information must be complete. Samples will NOT be logged in and the turn-around time clock will not begin until any questions by York are resolved.

Samples Collected/Authorized By (Signature)

 SIZEN MINAT
 Name (printed)


Field Chain-of-Custody Record

NOTE: York's Std. Terms & Conditions are listed on the back side of this document. This document serves as your written authorization to York to proceed with the analyses requested and your signature binds you to York's Std. Terms & Conditions

York Project No. 13JO343

YOUR Information Company: <u>LBG</u> Address: <u>4 Research Dr, Suite 301 Shelton CT 06484</u> Phone No. <u>203-929-8555</u> Contact Person: <u>Tunde Sandor</u> E-Mail Address: <u>TSandor@LBGCT.com</u>		Report To: Company: <u>Same</u> Address: _____ Phone No. _____ Attention: _____ E-Mail Address: _____		Invoice To: Company: <u>Same</u> Address: _____ Phone No. _____ Attention: _____ E-Mail Address: _____		YOUR Project ID <u>Reve Industries</u> Purchase Order No. <u>NAB5A6</u> Samples from: CT <u>NY</u> X NJ		Turn-Around Time RUSH - Same Day <input type="checkbox"/> RUSH - Next Day <input type="checkbox"/> RUSH - Two Day <input type="checkbox"/> RUSH - Three Day <input type="checkbox"/> RUSH - Four Day <input type="checkbox"/> Standard (5-7 Days) <input checked="" type="checkbox"/>		Report Type Summary Report <u>X</u> , pdf Summary w/ QA Summary <u>X</u> , pdf CT RCP Package CTRCP QA/DUE Pkg NY ASP A Package NY ASP B Package <u>NF2-10 only</u> , pdf NIDEP Red. Deliv. Electronic Data Deliverables (EDD)	
---	--	---	--	--	--	---	--	--	--	---	--

Print Clearly and Legibly. All Information must be completed. Samples will NOT be logged in and the turn-around time clock will not begin until any questions by York are resolved.


Samples Collected/Authorized By (Signature): 

Name (printed): STEVEN TINAS

Matrix Codes	Volatiles	Semi-Vols	Feas/Cu/ant	Metals	Misc. Org.	Full Lists	Misc.
S - soil	8260 full	8270 or 625	RCRA8	TPH GRO	TPH GRO	Ph-Poll.	Corrosivity
Other - specify (oil, etc)	TICs	STARS list	PP13 list	TPH DRO	TPH DRO	TCL Organics	Reactivity
WW - wastewater	Site Spec	BN Only	815 Herb	CT ETPH	CT ETPH	TAL MeCN	Igatability
GW - groundwater	Nassau Co.	Acids Only	CT RCP	NY 310-13	NY 310-13	Full TCLP	Flash Point
DW - drinking water	Suffolk Co.	PAH list	App. IX	TAGM list	TPH 1664	Full App. IX	Sine Anal.
Air-A - ambient air	MTBE	TAGM list	Site Spec.	NIDEP list	Air TO14A	Part 300-Residue	Hexenoxyls
Air-SV - soil vapor	Oxygenates	CT RCP list	SPL Per TCLP	Total	Air TO15	Part 300-Baseline	TOX
	TAGM list	TCL list	TCLP Pest	Dissolved	Air STARS	Part 300-Residue	BTU/b.
	CT RCP list	524.2	TCLP Herb	SPL Per TCLP	Air VPH	Part 300-Residue	Aromatic Tox.
	Arom. only	502.2	NIDEP list	Inhib Meth	Air TICs	NYCEP Pest	TOC
	Halog. only	NIDEP list	App. IX	LIST Below	Methane	NYSEDCover	Asbestos
	App. IX list	SPL Per TCLP	TCLP BNA	Hg/In	Hg/In	TA/GRM	Silica
	802IB list	SPL Per TCLP	608 PCB				

Sample Identification	Date Sampled	Sample Matrix	Choose Analyses Needed from the Menu Above and Enter Below	Container Description(s)
WQ100813-1000NF2-6	10/13/1000	GW	Fe by EPA 800.7/F ₂ ; Dissolved by EPA 8010 (SW 846-00108) / PCBs, P260 list (EPA SW 845-8260b) plus freeon 113	3V 2r
WQ100813-1005NF2-7	1005	GW	Fe by EPA 800.7/F ₂ ; Dissolved by EPA 8010 (SW 846-00108) / PCBs, P260 list (EPA SW 845-8260a) plus freeon 113 / TOS (SH 2540c)	3V 2r
WQ100813-1010NF2-10	1010	GW		3V 3r

Comments Preservation <input type="checkbox"/> 4°C <input type="checkbox"/> Frozen <input type="checkbox"/> HCl <input type="checkbox"/> MeOH <input type="checkbox"/> H ₂ SO ₄ <input type="checkbox"/> NaOH <input type="checkbox"/> Check those Applicable Special Instructions Field Filtered <input type="checkbox"/> Lab to Filter <input type="checkbox"/>		Samples Relinquished By <u>[Signature]</u> Date/Time <u>10/12/1000</u> Samples Received By <u>ABlock</u> Date/Time <u>10/13/1000</u> Samples Relinquished By _____ Date/Time _____ Samples Received in LAB by _____ Date/Time _____		Temperature on Receipt <u>3.8 °C</u>
---	--	--	--	--------------------------------------



Technical Report

prepared for:

Leggette Brashears & Graham Shelton Office
4 Research Drive, Suite 301
Shelton CT, 06484
Attention: Tunde Komuves-Sandor

Report Date: 11/21/2013
Client Project ID: Rowe Industries
York Project (SDG) No.: 13J0755

Revision No. 1.0

CT Cert. No. PH-0723

New Jersey Cert. No. CT-005



New York Cert. No. 10854

PA Cert. No. 68-04440

Table of Contents

Introduction and Sample Cross Reference	3
General Notes Relating to this Report	3
Sample Results	4
WQ101713:1510NP2-10	4
Volatile Organic Compounds by GC/MS	4
Metals by ICP	6
Miscellaneous Physical Parameters	6
WQ101713:1500NP2-6	6
Volatile Organic Compounds by GC/MS	6
Metals by ICP	9
WQ101713:1505NP2-7	9
Volatile Organic Compounds by GC/MS	9
Metals by ICP	12
Quality Batch Summary	13
QA/QC Summary Data	14
Volatile Organic Compounds by GC/MS EPA 8260C	14
Metals by ICP EPA 6010C	19
Miscellaneous Physical Parameters SM 2540C	20
Notes and Specific Data Flags	21
Chain-of-Custody	22
Chain-of-Custody	23

Report Date: 11/21/2013
 Client Project ID: Rowe Industries
 York Project (SDG) No.: 13J0755

Leggette Brashears & Graham Shelton Office
 4 Research Drive, Suite 301
 Shelton CT, 06484
 Attention: Tunde Komuves-Sandor

Purpose and Results

This report contains the analytical data for the sample(s) identified on the attached chain-of-custody received in our laboratory on October 21, 2013 and listed below. The project was identified as your project: **Rowe Industries**.

The analyses were conducted utilizing appropriate EPA, Standard Methods, and ASTM methods as detailed in the data summary tables.

All samples were received in proper condition meeting the customary acceptance requirements for environmental samples except those indicated under the Notes section of this report.

All analyses met the method and laboratory standard operating procedure requirements except as indicated by any data flags, the meaning of which are explained in the attachment to this report, and case narrative if applicable.

The results of the analyses, which are all reported on dry weight basis (soils) unless otherwise noted, are detailed in the following pages.

Please contact Client Services at 203.325.1371 with any questions regarding this report.

<u>York Sample ID</u>	<u>Client Sample ID</u>	<u>Matrix</u>	<u>Date Collected</u>	<u>Date Received</u>
13J0755-01	WQ101713:1510NP2-10	Water	10/17/2013	10/21/2013
13J0756-01	WQ101713:1500NP2-6	Water	10/17/2013	10/21/2013
13J0756-02	WQ101713:1505NP2-7	Water	10/17/2013	10/21/2013

General Notes for York Project (SDG) No.: 13J0755

1. The RLs and MDLs (Reporting Limit and Method Detection Limit respectively) reported are adjusted for any dilution necessary due to the levels of target and/or non-target analytes and matrix interference. The RL(REPORTING LIMIT) is based upon the lowest standard utilized for the calibration where applicable.
2. Samples are retained for a period of thirty days after submittal of report, unless other arrangements are made.
3. York's liability for the above data is limited to the dollar value paid to York for the referenced project.
4. This report shall not be reproduced without the written approval of York Analytical Laboratories, Inc.
5. All samples were received in proper condition for analysis with proper documentation, unless otherwise noted.
6. All analyses conducted met method or Laboratory SOP requirements. See the Qualifiers and/or Narrative sections for further information.
7. It is noted that no analyses reported herein were subcontracted to another laboratory, unless noted in the report.
8. This report reflects results that relate only to the samples submitted on the attached chain-of-custody form(s) received by York.


Approved By:



Benjamin Gulizia
 Laboratory Director

Date: 11/21/2013





Sample Information

Client Sample ID: WQ101713:1510NP2-10

York Sample ID: 13J0755-01

York Project (SDG) No.
13J0755

Client Project ID
Rowe Industries

Matrix
Water

Collection Date/Time
October 17, 2013 3:10 pm

Date Received
10/21/2013


Volatile Organics, 8260 List - Low Level

Log-in Notes:

Sample Notes:

Sample Prepared by Method: EPA 5030B

CAS No.	Parameter	Result	Flag	Units	MDL	RL	Dilution	Reference Method	Date/Time Prepared	Date/Time Analyzed	Analyst
630-20-6	1,1,1,2-Tetrachloroethane	ND		ug/L	0.20	0.50	1	EPA 8260C	10/31/2013 09:45	10/31/2013 17:26	BK
71-55-6	1,1,1-Trichloroethane	ND		ug/L	0.20	0.50	1	EPA 8260C	10/31/2013 09:45	10/31/2013 17:26	BK
79-34-5	1,1,2,2-Tetrachloroethane	ND		ug/L	0.20	0.50	1	EPA 8260C	10/31/2013 09:45	10/31/2013 17:26	BK
76-13-1	1,1,2-Trichloro-1,2,2-trifluoroethane (Freon 113)	ND		ug/L	0.20	0.50	1	EPA 8260C	10/31/2013 09:45	10/31/2013 17:26	BK
79-00-5	1,1,2-Trichloroethane	ND		ug/L	0.20	0.50	1	EPA 8260C	10/31/2013 09:45	10/31/2013 17:26	BK
75-34-3	1,1-Dichloroethane	ND		ug/L	0.20	0.50	1	EPA 8260C	10/31/2013 09:45	10/31/2013 17:26	BK
75-35-4	1,1-Dichloroethylene	ND		ug/L	0.20	0.50	1	EPA 8260C	10/31/2013 09:45	10/31/2013 17:26	BK
563-58-6	1,1-Dichloropropylene	ND		ug/L	0.20	0.50	1	EPA 8260C	10/31/2013 09:45	10/31/2013 17:26	BK
87-61-6	1,2,3-Trichlorobenzene	ND		ug/L	0.20	0.50	1	EPA 8260C	10/31/2013 09:45	10/31/2013 17:26	BK
96-18-4	1,2,3-Trichloropropane	ND		ug/L	0.20	0.50	1	EPA 8260C	10/31/2013 09:45	10/31/2013 17:26	BK
120-82-1	1,2,4-Trichlorobenzene	ND		ug/L	0.20	0.50	1	EPA 8260C	10/31/2013 09:45	10/31/2013 17:26	BK
95-63-6	1,2,4-Trimethylbenzene	ND		ug/L	0.20	0.50	1	EPA 8260C	10/31/2013 09:45	10/31/2013 17:26	BK
96-12-8	1,2-Dibromo-3-chloropropane	ND		ug/L	0.20	0.50	1	EPA 8260C	10/31/2013 09:45	10/31/2013 17:26	BK
106-93-4	1,2-Dibromoethane	ND		ug/L	0.20	0.50	1	EPA 8260C	10/31/2013 09:45	10/31/2013 17:26	BK
95-50-1	1,2-Dichlorobenzene	ND		ug/L	0.20	0.50	1	EPA 8260C	10/31/2013 09:45	10/31/2013 17:26	BK
107-06-2	1,2-Dichloroethane	ND		ug/L	0.20	0.50	1	EPA 8260C	10/31/2013 09:45	10/31/2013 17:26	BK
78-87-5	1,2-Dichloropropane	ND		ug/L	0.20	0.50	1	EPA 8260C	10/31/2013 09:45	10/31/2013 17:26	BK
108-67-8	1,3,5-Trimethylbenzene	ND		ug/L	0.20	0.50	1	EPA 8260C	10/31/2013 09:45	10/31/2013 17:26	BK
541-73-1	1,3-Dichlorobenzene	ND		ug/L	0.20	0.50	1	EPA 8260C	10/31/2013 09:45	10/31/2013 17:26	BK
142-28-9	1,3-Dichloropropane	ND		ug/L	0.20	0.50	1	EPA 8260C	10/31/2013 09:45	10/31/2013 17:26	BK
106-46-7	1,4-Dichlorobenzene	ND		ug/L	0.20	0.50	1	EPA 8260C	10/31/2013 09:45	10/31/2013 17:26	BK
594-20-7	2,2-Dichloropropane	ND		ug/L	0.20	0.50	1	EPA 8260C	10/31/2013 09:45	10/31/2013 17:26	BK
95-49-8	2-Chlorotoluene	ND		ug/L	0.20	0.50	1	EPA 8260C	10/31/2013 09:45	10/31/2013 17:26	BK
591-78-6	2-Hexanone	ND		ug/L	0.20	0.50	1	EPA 8260C	10/31/2013 09:45	10/31/2013 17:26	BK
106-43-4	4-Chlorotoluene	ND		ug/L	0.20	0.50	1	EPA 8260C	10/31/2013 09:45	10/31/2013 17:26	BK
67-64-1	Acetone	ND		ug/L	1.0	2.0	1	EPA 8260C	10/31/2013 09:45	10/31/2013 17:26	BK
71-43-2	Benzene	ND		ug/L	0.20	0.50	1	EPA 8260C	10/31/2013 09:45	10/31/2013 17:26	BK
108-86-1	Bromobenzene	ND		ug/L	0.20	0.50	1	EPA 8260C	10/31/2013 09:45	10/31/2013 17:26	BK
74-97-5	Bromochloromethane	ND		ug/L	0.20	0.50	1	EPA 8260C	10/31/2013 09:45	10/31/2013 17:26	BK
75-27-4	Bromodichloromethane	ND		ug/L	0.20	0.50	1	EPA 8260C	10/31/2013 09:45	10/31/2013 17:26	BK



Sample Information

Client Sample ID: WQ101713:1510NP2-10

York Sample ID: 13J0755-01

York Project (SDG) No.
Client Project ID
Matrix
Collection Date/Time
Date Received

13J0755

Rowe Industries

Water

October 17, 2013 3:10 pm

10/21/2013

Volatile Organics, 8260 List - Low Level
Log-in Notes:
Sample Notes:

Sample Prepared by Method: EPA 5030B

CAS No.	Parameter	Result	Flag	Units	MDL	RL	Dilution	Reference Method	Date/Time Prepared	Date/Time Analyzed	Analyst
75-25-2	Bromoform	ND		ug/L	0.20	0.50	1	EPA 8260C	10/31/2013 09:45	10/31/2013 17:26	BK
74-83-9	Bromomethane	ND		ug/L	0.20	0.50	1	EPA 8260C	10/31/2013 09:45	10/31/2013 17:26	BK
56-23-5	Carbon tetrachloride	ND		ug/L	0.20	0.50	1	EPA 8260C	10/31/2013 09:45	10/31/2013 17:26	BK
108-90-7	Chlorobenzene	ND		ug/L	0.20	0.50	1	EPA 8260C	10/31/2013 09:45	10/31/2013 17:26	BK
75-00-3	Chloroethane	ND		ug/L	0.20	0.50	1	EPA 8260C	10/31/2013 09:45	10/31/2013 17:26	BK
67-66-3	Chloroform	ND		ug/L	0.20	0.50	1	EPA 8260C	10/31/2013 09:45	10/31/2013 17:26	BK
74-87-3	Chloromethane	ND		ug/L	0.20	0.50	1	EPA 8260C	10/31/2013 09:45	10/31/2013 17:26	BK
156-59-2	cis-1,2-Dichloroethylene	ND		ug/L	0.20	0.50	1	EPA 8260C	10/31/2013 09:45	10/31/2013 17:26	BK
10061-01-5	cis-1,3-Dichloropropylene	ND		ug/L	0.20	0.50	1	EPA 8260C	10/31/2013 09:45	10/31/2013 17:26	BK
124-48-1	Dibromochloromethane	ND		ug/L	0.20	0.50	1	EPA 8260C	10/31/2013 09:45	10/31/2013 17:26	BK
74-95-3	Dibromomethane	ND		ug/L	0.20	0.50	1	EPA 8260C	10/31/2013 09:45	10/31/2013 17:26	BK
75-71-8	Dichlorodifluoromethane	ND		ug/L	0.20	0.50	1	EPA 8260C	10/31/2013 09:45	10/31/2013 17:26	BK
100-41-4	Ethyl Benzene	ND		ug/L	0.20	0.50	1	EPA 8260C	10/31/2013 09:45	10/31/2013 17:26	BK
87-68-3	Hexachlorobutadiene	ND		ug/L	0.20	0.50	1	EPA 8260C	10/31/2013 09:45	10/31/2013 17:26	BK
98-82-8	Isopropylbenzene	ND		ug/L	0.20	0.50	1	EPA 8260C	10/31/2013 09:45	10/31/2013 17:26	BK
1634-04-4	Methyl tert-butyl ether (MTBE)	ND		ug/L	0.20	0.50	1	EPA 8260C	10/31/2013 09:45	10/31/2013 17:26	BK
75-09-2	Methylene chloride	ND		ug/L	1.0	2.0	1	EPA 8260C	10/31/2013 09:45	10/31/2013 17:26	BK
91-20-3	Naphthalene	ND		ug/L	1.0	2.0	1	EPA 8260C	10/31/2013 09:45	10/31/2013 17:26	BK
104-51-8	n-Butylbenzene	ND		ug/L	0.20	0.50	1	EPA 8260C	10/31/2013 09:45	10/31/2013 17:26	BK
103-65-1	n-Propylbenzene	ND		ug/L	0.20	0.50	1	EPA 8260C	10/31/2013 09:45	10/31/2013 17:26	BK
95-47-6	o-Xylene	ND		ug/L	0.20	0.50	1	EPA 8260C	10/31/2013 09:45	10/31/2013 17:26	BK
179601-23-1	p- & m- Xylenes	ND		ug/L	0.50	1.0	1	EPA 8260C	10/31/2013 09:45	10/31/2013 17:26	BK
99-87-6	p-Isopropyltoluene	ND		ug/L	0.20	0.50	1	EPA 8260C	10/31/2013 09:45	10/31/2013 17:26	BK
135-98-8	sec-Butylbenzene	ND		ug/L	0.20	0.50	1	EPA 8260C	10/31/2013 09:45	10/31/2013 17:26	BK
100-42-5	Styrene	ND		ug/L	0.20	0.50	1	EPA 8260C	10/31/2013 09:45	10/31/2013 17:26	BK
98-06-6	tert-Butylbenzene	ND		ug/L	0.20	0.50	1	EPA 8260C	10/31/2013 09:45	10/31/2013 17:26	BK
127-18-4	Tetrachloroethylene	ND		ug/L	0.20	0.50	1	EPA 8260C	10/31/2013 09:45	10/31/2013 17:26	BK
108-88-3	Toluene	ND		ug/L	0.20	0.50	1	EPA 8260C	10/31/2013 09:45	10/31/2013 17:26	BK
156-60-5	trans-1,2-Dichloroethylene	ND		ug/L	0.20	0.50	1	EPA 8260C	10/31/2013 09:45	10/31/2013 17:26	BK
10061-02-6	trans-1,3-Dichloropropylene	ND		ug/L	0.20	0.50	1	EPA 8260C	10/31/2013 09:45	10/31/2013 17:26	BK
79-01-6	Trichloroethylene	ND		ug/L	0.20	0.50	1	EPA 8260C	10/31/2013 09:45	10/31/2013 17:26	BK



Sample Information

Client Sample ID: WQ101713:1510NP2-10

York Sample ID: 13J0755-01

York Project (SDG) No.
13J0755

Client Project ID
Rowe Industries

Matrix
Water

Collection Date/Time
October 17, 2013 3:10 pm

Date Received
10/21/2013

Volatile Organics, 8260 List - Low Level

Log-in Notes:

Sample Notes:

Sample Prepared by Method: EPA 5030B

CAS No.	Parameter	Result	Flag	Units	MDL	RL	Dilution	Reference Method	Date/Time Prepared	Date/Time Analyzed	Analyst
75-69-4	Trichlorofluoromethane	ND		ug/L	0.20	0.50	1	EPA 8260C	10/31/2013 09:45	10/31/2013 17:26	BK
75-01-4	Vinyl Chloride	ND		ug/L	0.50	0.50	1	EPA 8260C	10/31/2013 09:45	10/31/2013 17:26	BK
1330-20-7	Xylenes, Total	ND		ug/L	0.60	1.5	1	EPA 8260C	10/31/2013 09:45	10/31/2013 17:26	BK
Surrogate Recoveries		Result			Acceptance Range						
17060-07-0	Surrogate: 1,2-Dichloroethane-d4	83.4 %			79-133						
460-00-4	Surrogate: p-Bromofluorobenzene	106 %			65-133						
2037-26-5	Surrogate: Toluene-d8	102 %			80-123						

Iron by EPA 200.7

Log-in Notes:

Sample Notes:

Sample Prepared by Method: EPA 3010A

CAS No.	Parameter	Result	Flag	Units	MDL	RL	Dilution	Reference Method	Date/Time Prepared	Date/Time Analyzed	Analyst
7439-89-6	Iron	13.6		mg/L	0.0146	0.0200	1	EPA 200.7	10/23/2013 13:58	10/23/2013 19:07	MW

Iron, Dissolved by EPA 6010

Log-in Notes:

Sample Notes:

Sample Prepared by Method: EPA 3010A

CAS No.	Parameter	Result	Flag	Units	MDL	RL	Dilution	Reference Method	Date/Time Prepared	Date/Time Analyzed	Analyst
7439-89-6	Iron	ND		mg/L	0.0200	0.0200	1	EPA 6010C	10/23/2013 13:54	10/23/2013 16:35	MW

Total Dissolved Solids

Log-in Notes:

Sample Notes:

Sample Prepared by Method: % Solids Prep

CAS No.	Parameter	Result	Flag	Units	MDL	RL	Dilution	Reference Method	Date/Time Prepared	Date/Time Analyzed	Analyst
	Total Dissolved Solids	48.0		mg/L	1.00	1.00	1	SM 2540C	10/22/2013 16:15	10/23/2013 14:35	BGS

Sample Information

Client Sample ID: WQ101713:1500NP2-6

York Sample ID: 13J0756-01

York Project (SDG) No.
13J0756

Client Project ID
Rowe Industries

Matrix
Water

Collection Date/Time
October 17, 2013 3:00 pm

Date Received
10/21/2013

Volatile Organics, 8260 List - Low Level

Log-in Notes:

Sample Notes:

Sample Prepared by Method: EPA 5030B

CAS No.	Parameter	Result	Flag	Units	MDL	RL	Dilution	Reference Method	Date/Time Prepared	Date/Time Analyzed	Analyst
630-20-6	1,1,1,2-Tetrachloroethane	ND		ug/L	0.20	0.50	1	EPA 8260C	10/31/2013 09:45	10/31/2013 18:10	BK



Sample Information

Client Sample ID: WQ101713:1500NP2-6

York Sample ID: 13J0756-01

York Project (SDG) No.

13J0756

Client Project ID

Rowe Industries

Matrix

Water

Collection Date/Time

October 17, 2013 3:00 pm


Date Received

10/21/2013

Volatile Organics, 8260 List - Low Level
Log-in Notes:
Sample Notes:

Sample Prepared by Method: EPA 5030B

CAS No.	Parameter	Result	Flag	Units	MDL	RL	Dilution	Reference Method	Date/Time Prepared	Date/Time Analyzed	Analyst
71-55-6	1,1,1-Trichloroethane	0.31	J	ug/L	0.20	0.50	1	EPA 8260C	10/31/2013 09:45	10/31/2013 18:10	BK
79-34-5	1,1,2,2-Tetrachloroethane	ND		ug/L	0.20	0.50	1	EPA 8260C	10/31/2013 09:45	10/31/2013 18:10	BK
76-13-1	1,1,2-Trichloro-1,2,2-trifluoroethane (Freon 113)	ND		ug/L	0.20	0.50	1	EPA 8260C	10/31/2013 09:45	10/31/2013 18:10	BK
79-00-5	1,1,2-Trichloroethane	ND		ug/L	0.20	0.50	1	EPA 8260C	10/31/2013 09:45	10/31/2013 18:10	BK
75-34-3	1,1-Dichloroethane	ND		ug/L	0.20	0.50	1	EPA 8260C	10/31/2013 09:45	10/31/2013 18:10	BK
75-35-4	1,1-Dichloroethylene	ND		ug/L	0.20	0.50	1	EPA 8260C	10/31/2013 09:45	10/31/2013 18:10	BK
563-58-6	1,1-Dichloropropylene	ND		ug/L	0.20	0.50	1	EPA 8260C	10/31/2013 09:45	10/31/2013 18:10	BK
87-61-6	1,2,3-Trichlorobenzene	ND		ug/L	0.20	0.50	1	EPA 8260C	10/31/2013 09:45	10/31/2013 18:10	BK
96-18-4	1,2,3-Trichloropropane	ND		ug/L	0.20	0.50	1	EPA 8260C	10/31/2013 09:45	10/31/2013 18:10	BK
120-82-1	1,2,4-Trichlorobenzene	ND		ug/L	0.20	0.50	1	EPA 8260C	10/31/2013 09:45	10/31/2013 18:10	BK
95-63-6	1,2,4-Trimethylbenzene	ND		ug/L	0.20	0.50	1	EPA 8260C	10/31/2013 09:45	10/31/2013 18:10	BK
96-12-8	1,2-Dibromo-3-chloropropane	ND		ug/L	0.20	0.50	1	EPA 8260C	10/31/2013 09:45	10/31/2013 18:10	BK
106-93-4	1,2-Dibromoethane	ND		ug/L	0.20	0.50	1	EPA 8260C	10/31/2013 09:45	10/31/2013 18:10	BK
95-50-1	1,2-Dichlorobenzene	ND		ug/L	0.20	0.50	1	EPA 8260C	10/31/2013 09:45	10/31/2013 18:10	BK
107-06-2	1,2-Dichloroethane	ND		ug/L	0.20	0.50	1	EPA 8260C	10/31/2013 09:45	10/31/2013 18:10	BK
78-87-5	1,2-Dichloropropane	ND		ug/L	0.20	0.50	1	EPA 8260C	10/31/2013 09:45	10/31/2013 18:10	BK
108-67-8	1,3,5-Trimethylbenzene	ND		ug/L	0.20	0.50	1	EPA 8260C	10/31/2013 09:45	10/31/2013 18:10	BK
541-73-1	1,3-Dichlorobenzene	ND		ug/L	0.20	0.50	1	EPA 8260C	10/31/2013 09:45	10/31/2013 18:10	BK
142-28-9	1,3-Dichloropropane	ND		ug/L	0.20	0.50	1	EPA 8260C	10/31/2013 09:45	10/31/2013 18:10	BK
106-46-7	1,4-Dichlorobenzene	ND		ug/L	0.20	0.50	1	EPA 8260C	10/31/2013 09:45	10/31/2013 18:10	BK
594-20-7	2,2-Dichloropropane	ND		ug/L	0.20	0.50	1	EPA 8260C	10/31/2013 09:45	10/31/2013 18:10	BK
95-49-8	2-Chlorotoluene	ND		ug/L	0.20	0.50	1	EPA 8260C	10/31/2013 09:45	10/31/2013 18:10	BK
591-78-6	2-Hexanone	ND		ug/L	0.20	0.50	1	EPA 8260C	10/31/2013 09:45	10/31/2013 18:10	BK
106-43-4	4-Chlorotoluene	ND		ug/L	0.20	0.50	1	EPA 8260C	10/31/2013 09:45	10/31/2013 18:10	BK
67-64-1	Acetone	ND		ug/L	1.0	2.0	1	EPA 8260C	10/31/2013 09:45	10/31/2013 18:10	BK
71-43-2	Benzene	ND		ug/L	0.20	0.50	1	EPA 8260C	10/31/2013 09:45	10/31/2013 18:10	BK
108-86-1	Bromobenzene	ND		ug/L	0.20	0.50	1	EPA 8260C	10/31/2013 09:45	10/31/2013 18:10	BK
74-97-5	Bromochloromethane	ND		ug/L	0.20	0.50	1	EPA 8260C	10/31/2013 09:45	10/31/2013 18:10	BK
75-27-4	Bromodichloromethane	ND		ug/L	0.20	0.50	1	EPA 8260C	10/31/2013 09:45	10/31/2013 18:10	BK
75-25-2	Bromoform	ND		ug/L	0.20	0.50	1	EPA 8260C	10/31/2013 09:45	10/31/2013 18:10	BK
74-83-9	Bromomethane	ND		ug/L	0.20	0.50	1	EPA 8260C	10/31/2013 09:45	10/31/2013 18:10	BK



Sample Information

Client Sample ID: WQ101713:1500NP2-6

York Sample ID: 13J0756-01

York Project (SDG) No.

13J0756

Client Project ID

Rowe Industries

Matrix

Water

Collection Date/Time

October 17, 2013 3:00 pm

Date Received

10/21/2013

Volatile Organics, 8260 List - Low Level
Log-in Notes:
Sample Notes:

Sample Prepared by Method: EPA 5030B

CAS No.	Parameter	Result	Flag	Units	MDL	RL	Dilution	Reference Method	Date/Time Prepared	Date/Time Analyzed	Analyst
56-23-5	Carbon tetrachloride	ND		ug/L	0.20	0.50	1	EPA 8260C	10/31/2013 09:45	10/31/2013 18:10	BK
108-90-7	Chlorobenzene	ND		ug/L	0.20	0.50	1	EPA 8260C	10/31/2013 09:45	10/31/2013 18:10	BK
75-00-3	Chloroethane	ND		ug/L	0.20	0.50	1	EPA 8260C	10/31/2013 09:45	10/31/2013 18:10	BK
67-66-3	Chloroform	ND		ug/L	0.20	0.50	1	EPA 8260C	10/31/2013 09:45	10/31/2013 18:10	BK
74-87-3	Chloromethane	ND		ug/L	0.20	0.50	1	EPA 8260C	10/31/2013 09:45	10/31/2013 18:10	BK
156-59-2	cis-1,2-Dichloroethylene	0.47	J	ug/L	0.20	0.50	1	EPA 8260C	10/31/2013 09:45	10/31/2013 18:10	BK
10061-01-5	cis-1,3-Dichloropropylene	ND		ug/L	0.20	0.50	1	EPA 8260C	10/31/2013 09:45	10/31/2013 18:10	BK
124-48-1	Dibromochloromethane	ND		ug/L	0.20	0.50	1	EPA 8260C	10/31/2013 09:45	10/31/2013 18:10	BK
74-95-3	Dibromomethane	ND		ug/L	0.20	0.50	1	EPA 8260C	10/31/2013 09:45	10/31/2013 18:10	BK
75-71-8	Dichlorodifluoromethane	ND		ug/L	0.20	0.50	1	EPA 8260C	10/31/2013 09:45	10/31/2013 18:10	BK
100-41-4	Ethyl Benzene	ND		ug/L	0.20	0.50	1	EPA 8260C	10/31/2013 09:45	10/31/2013 18:10	BK
87-68-3	Hexachlorobutadiene	ND		ug/L	0.20	0.50	1	EPA 8260C	10/31/2013 09:45	10/31/2013 18:10	BK
98-82-8	Isopropylbenzene	ND		ug/L	0.20	0.50	1	EPA 8260C	10/31/2013 09:45	10/31/2013 18:10	BK
1634-04-4	Methyl tert-butyl ether (MTBE)	ND		ug/L	0.20	0.50	1	EPA 8260C	10/31/2013 09:45	10/31/2013 18:10	BK
75-09-2	Methylene chloride	ND		ug/L	1.0	2.0	1	EPA 8260C	10/31/2013 09:45	10/31/2013 18:10	BK
91-20-3	Naphthalene	ND		ug/L	1.0	2.0	1	EPA 8260C	10/31/2013 09:45	10/31/2013 18:10	BK
104-51-8	n-Butylbenzene	ND		ug/L	0.20	0.50	1	EPA 8260C	10/31/2013 09:45	10/31/2013 18:10	BK
103-65-1	n-Propylbenzene	ND		ug/L	0.20	0.50	1	EPA 8260C	10/31/2013 09:45	10/31/2013 18:10	BK
95-47-6	o-Xylene	ND		ug/L	0.20	0.50	1	EPA 8260C	10/31/2013 09:45	10/31/2013 18:10	BK
179601-23-1	p- & m- Xylenes	ND		ug/L	0.50	1.0	1	EPA 8260C	10/31/2013 09:45	10/31/2013 18:10	BK
99-87-6	p-Isopropyltoluene	ND		ug/L	0.20	0.50	1	EPA 8260C	10/31/2013 09:45	10/31/2013 18:10	BK
135-98-8	sec-Butylbenzene	ND		ug/L	0.20	0.50	1	EPA 8260C	10/31/2013 09:45	10/31/2013 18:10	BK
100-42-5	Styrene	ND		ug/L	0.20	0.50	1	EPA 8260C	10/31/2013 09:45	10/31/2013 18:10	BK
98-06-6	tert-Butylbenzene	ND		ug/L	0.20	0.50	1	EPA 8260C	10/31/2013 09:45	10/31/2013 18:10	BK
127-18-4	Tetrachloroethylene	1.5		ug/L	0.20	0.50	1	EPA 8260C	10/31/2013 09:45	10/31/2013 18:10	BK
108-88-3	Toluene	ND		ug/L	0.20	0.50	1	EPA 8260C	10/31/2013 09:45	10/31/2013 18:10	BK
156-60-5	trans-1,2-Dichloroethylene	ND		ug/L	0.20	0.50	1	EPA 8260C	10/31/2013 09:45	10/31/2013 18:10	BK
10061-02-6	trans-1,3-Dichloropropylene	ND		ug/L	0.20	0.50	1	EPA 8260C	10/31/2013 09:45	10/31/2013 18:10	BK
79-01-6	Trichloroethylene	0.31	J	ug/L	0.20	0.50	1	EPA 8260C	10/31/2013 09:45	10/31/2013 18:10	BK
75-69-4	Trichlorofluoromethane	ND		ug/L	0.20	0.50	1	EPA 8260C	10/31/2013 09:45	10/31/2013 18:10	BK
75-01-4	Vinyl Chloride	ND		ug/L	0.50	0.50	1	EPA 8260C	10/31/2013 09:45	10/31/2013 18:10	BK
1330-20-7	Xylenes, Total	ND		ug/L	0.60	1.5	1	EPA 8260C	10/31/2013 09:45	10/31/2013 18:10	BK



Sample Information

Client Sample ID: WQ101713:1500NP2-6

York Sample ID: 13J0756-01

York Project (SDG) No.
13J0756

Client Project ID
Rowe Industries

Matrix
Water

Collection Date/Time
October 17, 2013 3:00 pm

Date Received
10/21/2013

Volatile Organics, 8260 List - Low Level

Log-in Notes:

Sample Notes:

Sample Prepared by Method: EPA 5030B

CAS No.	Parameter	Result	Flag	Units	MDL	RL	Dilution	Reference Method	Date/Time Prepared	Date/Time Analyzed	Analyst
	Surrogate Recoveries	Result									
		Acceptance Range									
17060-07-0	Surrogate: 1,2-Dichloroethane-d4	94.6 %			79	133					
460-00-4	Surrogate: p-Bromofluorobenzene	102 %			65	133					
2037-26-5	Surrogate: Toluene-d8	101 %			80	123					

Iron by EPA 200.7

Log-in Notes:

Sample Notes:

Sample Prepared by Method: EPA 3010A

CAS No.	Parameter	Result	Flag	Units	MDL	RL	Dilution	Reference Method	Date/Time Prepared	Date/Time Analyzed	Analyst
7439-89-6	Iron	5.12		mg/L	0.0146	0.0200	1	EPA 200.7	10/23/2013 13:58	10/23/2013 19:12	MW

Iron, Dissolved by EPA 6010

Log-in Notes:

Sample Notes:

Sample Prepared by Method: EPA 3010A

CAS No.	Parameter	Result	Flag	Units	MDL	RL	Dilution	Reference Method	Date/Time Prepared	Date/Time Analyzed	Analyst
7439-89-6	Iron	ND		mg/L	0.0200	0.0200	1	EPA 6010C	10/23/2013 13:54	10/23/2013 16:40	MW

Sample Information

Client Sample ID: WQ101713:1505NP2-7

York Sample ID: 13J0756-02

York Project (SDG) No.
13J0756

Client Project ID
Rowe Industries

Matrix
Water

Collection Date/Time
October 17, 2013 3:05 pm

Date Received
10/21/2013


Volatile Organics, 8260 List - Low Level

Log-in Notes:

Sample Notes:

Sample Prepared by Method: EPA 5030B

CAS No.	Parameter	Result	Flag	Units	MDL	RL	Dilution	Reference Method	Date/Time Prepared	Date/Time Analyzed	Analyst
630-20-6	1,1,1,2-Tetrachloroethane	ND		ug/L	0.20	0.50	1	EPA 8260C	10/31/2013 09:45	10/31/2013 18:52	BK
71-55-6	1,1,1-Trichloroethane	ND		ug/L	0.20	0.50	1	EPA 8260C	10/31/2013 09:45	10/31/2013 18:52	BK
79-34-5	1,1,2,2-Tetrachloroethane	ND		ug/L	0.20	0.50	1	EPA 8260C	10/31/2013 09:45	10/31/2013 18:52	BK
76-13-1	,1,2-Trichloro-1,2,2-trifluoroethane (Freon 113)	ND		ug/L	0.20	0.50	1	EPA 8260C	10/31/2013 09:45	10/31/2013 18:52	BK
79-00-5	1,1,2-Trichloroethane	ND		ug/L	0.20	0.50	1	EPA 8260C	10/31/2013 09:45	10/31/2013 18:52	BK
75-34-3	1,1-Dichloroethane	ND		ug/L	0.20	0.50	1	EPA 8260C	10/31/2013 09:45	10/31/2013 18:52	BK
75-35-4	1,1-Dichloroethylene	ND		ug/L	0.20	0.50	1	EPA 8260C	10/31/2013 09:45	10/31/2013 18:52	BK
563-58-6	1,1-Dichloropropylene	ND		ug/L	0.20	0.50	1	EPA 8260C	10/31/2013 09:45	10/31/2013 18:52	BK
87-61-6	1,2,3-Trichlorobenzene	ND		ug/L	0.20	0.50	1	EPA 8260C	10/31/2013 09:45	10/31/2013 18:52	BK



Sample Information

Client Sample ID: WQ101713:1505NP2-7

York Sample ID: 13J0756-02

York Project (SDG) No.

13J0756

Client Project ID

Rowe Industries

Matrix

Water

Collection Date/Time

October 17, 2013 3:05 pm


Date Received

10/21/2013

Volatile Organics, 8260 List - Low Level
Log-in Notes:
Sample Notes:

Sample Prepared by Method: EPA 5030B

CAS No.	Parameter	Result	Flag	Units	MDL	RL	Dilution	Reference Method	Date/Time Prepared	Date/Time Analyzed	Analyst
96-18-4	1,2,3-Trichloropropane	ND		ug/L	0.20	0.50	1	EPA 8260C	10/31/2013 09:45	10/31/2013 18:52	BK
120-82-1	1,2,4-Trichlorobenzene	ND		ug/L	0.20	0.50	1	EPA 8260C	10/31/2013 09:45	10/31/2013 18:52	BK
95-63-6	1,2,4-Trimethylbenzene	ND		ug/L	0.20	0.50	1	EPA 8260C	10/31/2013 09:45	10/31/2013 18:52	BK
96-12-8	1,2-Dibromo-3-chloropropane	ND		ug/L	0.20	0.50	1	EPA 8260C	10/31/2013 09:45	10/31/2013 18:52	BK
106-93-4	1,2-Dibromoethane	ND		ug/L	0.20	0.50	1	EPA 8260C	10/31/2013 09:45	10/31/2013 18:52	BK
95-50-1	1,2-Dichlorobenzene	ND		ug/L	0.20	0.50	1	EPA 8260C	10/31/2013 09:45	10/31/2013 18:52	BK
107-06-2	1,2-Dichloroethane	ND		ug/L	0.20	0.50	1	EPA 8260C	10/31/2013 09:45	10/31/2013 18:52	BK
78-87-5	1,2-Dichloropropane	ND		ug/L	0.20	0.50	1	EPA 8260C	10/31/2013 09:45	10/31/2013 18:52	BK
108-67-8	1,3,5-Trimethylbenzene	ND		ug/L	0.20	0.50	1	EPA 8260C	10/31/2013 09:45	10/31/2013 18:52	BK
541-73-1	1,3-Dichlorobenzene	ND		ug/L	0.20	0.50	1	EPA 8260C	10/31/2013 09:45	10/31/2013 18:52	BK
142-28-9	1,3-Dichloropropane	ND		ug/L	0.20	0.50	1	EPA 8260C	10/31/2013 09:45	10/31/2013 18:52	BK
106-46-7	1,4-Dichlorobenzene	ND		ug/L	0.20	0.50	1	EPA 8260C	10/31/2013 09:45	10/31/2013 18:52	BK
594-20-7	2,2-Dichloropropane	ND		ug/L	0.20	0.50	1	EPA 8260C	10/31/2013 09:45	10/31/2013 18:52	BK
95-49-8	2-Chlorotoluene	ND		ug/L	0.20	0.50	1	EPA 8260C	10/31/2013 09:45	10/31/2013 18:52	BK
591-78-6	2-Hexanone	ND		ug/L	0.20	0.50	1	EPA 8260C	10/31/2013 09:45	10/31/2013 18:52	BK
106-43-4	4-Chlorotoluene	ND		ug/L	0.20	0.50	1	EPA 8260C	10/31/2013 09:45	10/31/2013 18:52	BK
67-64-1	Acetone	ND		ug/L	1.0	2.0	1	EPA 8260C	10/31/2013 09:45	10/31/2013 18:52	BK
71-43-2	Benzene	ND		ug/L	0.20	0.50	1	EPA 8260C	10/31/2013 09:45	10/31/2013 18:52	BK
108-86-1	Bromobenzene	ND		ug/L	0.20	0.50	1	EPA 8260C	10/31/2013 09:45	10/31/2013 18:52	BK
74-97-5	Bromochloromethane	ND		ug/L	0.20	0.50	1	EPA 8260C	10/31/2013 09:45	10/31/2013 18:52	BK
75-27-4	Bromodichloromethane	ND		ug/L	0.20	0.50	1	EPA 8260C	10/31/2013 09:45	10/31/2013 18:52	BK
75-25-2	Bromoform	ND		ug/L	0.20	0.50	1	EPA 8260C	10/31/2013 09:45	10/31/2013 18:52	BK
74-83-9	Bromomethane	ND		ug/L	0.20	0.50	1	EPA 8260C	10/31/2013 09:45	10/31/2013 18:52	BK
56-23-5	Carbon tetrachloride	ND		ug/L	0.20	0.50	1	EPA 8260C	10/31/2013 09:45	10/31/2013 18:52	BK
108-90-7	Chlorobenzene	ND		ug/L	0.20	0.50	1	EPA 8260C	10/31/2013 09:45	10/31/2013 18:52	BK
75-00-3	Chloroethane	ND		ug/L	0.20	0.50	1	EPA 8260C	10/31/2013 09:45	10/31/2013 18:52	BK
67-66-3	Chloroform	ND		ug/L	0.20	0.50	1	EPA 8260C	10/31/2013 09:45	10/31/2013 18:52	BK
74-87-3	Chloromethane	ND		ug/L	0.20	0.50	1	EPA 8260C	10/31/2013 09:45	10/31/2013 18:52	BK
156-59-2	cis-1,2-Dichloroethylene	ND		ug/L	0.20	0.50	1	EPA 8260C	10/31/2013 09:45	10/31/2013 18:52	BK
10061-01-5	cis-1,3-Dichloropropylene	ND		ug/L	0.20	0.50	1	EPA 8260C	10/31/2013 09:45	10/31/2013 18:52	BK
124-48-1	Dibromochloromethane	ND		ug/L	0.20	0.50	1	EPA 8260C	10/31/2013 09:45	10/31/2013 18:52	BK



Sample Information

Client Sample ID: WQ101713:1505NP2-7

York Sample ID: 13J0756-02

York Project (SDG) No.
Client Project ID
Matrix
Collection Date/Time
Date Received

13J0756

Rowe Industries

Water


October 17, 2013 3:05 pm

10/21/2013

Volatile Organics, 8260 List - Low Level
Log-in Notes:
Sample Notes:

Sample Prepared by Method: EPA 5030B

CAS No.	Parameter	Result	Flag	Units	MDL	RL	Dilution	Reference Method	Date/Time Prepared	Date/Time Analyzed	Analyst
74-95-3	Dibromomethane	ND		ug/L	0.20	0.50	1	EPA 8260C	10/31/2013 09:45	10/31/2013 18:52	BK
75-71-8	Dichlorodifluoromethane	ND		ug/L	0.20	0.50	1	EPA 8260C	10/31/2013 09:45	10/31/2013 18:52	BK
100-41-4	Ethyl Benzene	ND		ug/L	0.20	0.50	1	EPA 8260C	10/31/2013 09:45	10/31/2013 18:52	BK
87-68-3	Hexachlorobutadiene	ND		ug/L	0.20	0.50	1	EPA 8260C	10/31/2013 09:45	10/31/2013 18:52	BK
98-82-8	Isopropylbenzene	ND		ug/L	0.20	0.50	1	EPA 8260C	10/31/2013 09:45	10/31/2013 18:52	BK
1634-04-4	Methyl tert-butyl ether (MTBE)	ND		ug/L	0.20	0.50	1	EPA 8260C	10/31/2013 09:45	10/31/2013 18:52	BK
75-09-2	Methylene chloride	ND		ug/L	1.0	2.0	1	EPA 8260C	10/31/2013 09:45	10/31/2013 18:52	BK
91-20-3	Naphthalene	ND		ug/L	1.0	2.0	1	EPA 8260C	10/31/2013 09:45	10/31/2013 18:52	BK
104-51-8	n-Butylbenzene	ND		ug/L	0.20	0.50	1	EPA 8260C	10/31/2013 09:45	10/31/2013 18:52	BK
103-65-1	n-Propylbenzene	ND		ug/L	0.20	0.50	1	EPA 8260C	10/31/2013 09:45	10/31/2013 18:52	BK
95-47-6	o-Xylene	ND		ug/L	0.20	0.50	1	EPA 8260C	10/31/2013 09:45	10/31/2013 18:52	BK
179601-23-1	p- & m- Xylenes	ND		ug/L	0.50	1.0	1	EPA 8260C	10/31/2013 09:45	10/31/2013 18:52	BK
99-87-6	p-Isopropyltoluene	ND		ug/L	0.20	0.50	1	EPA 8260C	10/31/2013 09:45	10/31/2013 18:52	BK
135-98-8	sec-Butylbenzene	ND		ug/L	0.20	0.50	1	EPA 8260C	10/31/2013 09:45	10/31/2013 18:52	BK
100-42-5	Styrene	ND		ug/L	0.20	0.50	1	EPA 8260C	10/31/2013 09:45	10/31/2013 18:52	BK
98-06-6	tert-Butylbenzene	ND		ug/L	0.20	0.50	1	EPA 8260C	10/31/2013 09:45	10/31/2013 18:52	BK
127-18-4	Tetrachloroethylene	ND		ug/L	0.20	0.50	1	EPA 8260C	10/31/2013 09:45	10/31/2013 18:52	BK
108-88-3	Toluene	ND		ug/L	0.20	0.50	1	EPA 8260C	10/31/2013 09:45	10/31/2013 18:52	BK
156-60-5	trans-1,2-Dichloroethylene	ND		ug/L	0.20	0.50	1	EPA 8260C	10/31/2013 09:45	10/31/2013 18:52	BK
10061-02-6	trans-1,3-Dichloropropylene	ND		ug/L	0.20	0.50	1	EPA 8260C	10/31/2013 09:45	10/31/2013 18:52	BK
79-01-6	Trichloroethylene	ND		ug/L	0.20	0.50	1	EPA 8260C	10/31/2013 09:45	10/31/2013 18:52	BK
75-69-4	Trichlorofluoromethane	ND		ug/L	0.20	0.50	1	EPA 8260C	10/31/2013 09:45	10/31/2013 18:52	BK
75-01-4	Vinyl Chloride	ND		ug/L	0.50	0.50	1	EPA 8260C	10/31/2013 09:45	10/31/2013 18:52	BK
1330-20-7	Xylenes, Total	ND		ug/L	0.60	1.5	1	EPA 8260C	10/31/2013 09:45	10/31/2013 18:52	BK
	Surrogate Recoveries	Result			Acceptance Range						
17060-07-0	Surrogate: 1,2-Dichloroethane-d4	95.1 %			79-133						
460-00-4	Surrogate: p-Bromofluorobenzene	103 %			65-133						
2037-26-5	Surrogate: Toluene-d8	105 %			80-123						



Sample Information

Client Sample ID: WQ101713:1505NP2-7

York Sample ID: 13J0756-02

York Project (SDG) No.

Client Project ID

Matrix

Collection Date/Time

Date Received

13J0756

Rowe Industries

Water

October 17, 2013 3:05 pm

10/21/2013

Iron by EPA 200.7

Log-in Notes:

Sample Notes:

Sample Prepared by Method: EPA 3010A

CAS No.	Parameter	Result	Flag	Units	MDL	RL	Dilution	Reference Method	Date/Time Prepared	Date/Time Analyzed	Analyst
7439-89-6	Iron	6.37		mg/L	0.0146	0.0200	1	EPA 200.7	10/23/2013 13:58	10/23/2013 19:18	MW


Iron, Dissolved by EPA 6010

Log-in Notes:

Sample Notes:

Sample Prepared by Method: EPA 3010A

CAS No.	Parameter	Result	Flag	Units	MDL	RL	Dilution	Reference Method	Date/Time Prepared	Date/Time Analyzed	Analyst
7439-89-6	Iron	ND		mg/L	0.0200	0.0200	1	EPA 6010C	10/23/2013 13:54	10/23/2013 16:57	MW



Analytical Batch Summary

Batch ID: BJ31057 **Preparation Method:** EPA 3010A **Prepared By:** MW

YORK Sample ID	Client Sample ID	Preparation Date
13J0755-01	WQ101713:1510NP2-10	10/23/13
13J0756-01	WQ101713:1500NP2-6	10/23/13
13J0756-02	WQ101713:1505NP2-7	10/23/13
BJ31057-BLK1	Blank	10/23/13
BJ31057-SRM1	Reference	10/23/13

Batch ID: BJ31061 **Preparation Method:** EPA 3010A **Prepared By:** MW

YORK Sample ID	Client Sample ID	Preparation Date
13J0755-01	WQ101713:1510NP2-10	10/23/13
13J0756-01	WQ101713:1500NP2-6	10/23/13
13J0756-02	WQ101713:1505NP2-7	10/23/13
BJ31061-BLK1	Blank	10/23/13
BJ31061-SRM1	Reference	10/23/13

Batch ID: BJ31138 **Preparation Method:** % Solids Prep **Prepared By:** BGS

YORK Sample ID	Client Sample ID	Preparation Date
13J0755-01	WQ101713:1510NP2-10	10/22/13
BJ31138-BLK1	Blank	10/24/13
BJ31138-DUP1	Duplicate	10/24/13

Batch ID: BJ31501 **Preparation Method:** EPA 5030B **Prepared By:** BK


YORK Sample ID	Client Sample ID	Preparation Date
13J0755-01	WQ101713:1510NP2-10	10/31/13
13J0756-01	WQ101713:1500NP2-6	10/31/13
13J0756-02	WQ101713:1505NP2-7	10/31/13
BJ31501-BLK1	Blank	10/31/13
BJ31501-BS1	LCS	10/31/13
BJ31501-BSD1	LCS Dup	10/31/13



Volatile Organic Compounds by GC/MS - Quality Control Data

York Analytical Laboratories, Inc.

Analyte	Result	Reporting	Units	Spike Level	Source* Result	%REC	%REC Limits	Flag	RPD	RPD	
		Limit								Limit	Flag
Batch BJ31501 - EPA 5030B											
Blank (BJ31501-BLK1)										Prepared & Analyzed: 10/31/2013	
1,1,1,2-Tetrachloroethane	ND	0.50	ug/L								
1,1,1-Trichloroethane	ND	0.50	"								
1,1,2,2-Tetrachloroethane	ND	0.50	"								
1,1,2-Trichloro-1,2,2-trifluoroethane (Freon 113)	ND	0.50	"								
1,1,2-Trichloroethane	ND	0.50	"								
1,1-Dichloroethane	ND	0.50	"								
1,1-Dichloroethylene	ND	0.50	"								
1,1-Dichloropropylene	ND	0.50	"								
1,2,3-Trichlorobenzene	ND	0.50	"								
1,2,3-Trichloropropane	ND	0.50	"								
1,2,4-Trichlorobenzene	ND	0.50	"								
1,2,4-Trimethylbenzene	ND	0.50	"								
1,2-Dibromo-3-chloropropane	ND	0.50	"								
1,2-Dibromoethane	ND	0.50	"								
1,2-Dichlorobenzene	ND	0.50	"								
1,2-Dichloroethane	ND	0.50	"								
1,2-Dichloropropane	ND	0.50	"								
1,3,5-Trimethylbenzene	ND	0.50	"								
1,3-Dichlorobenzene	ND	0.50	"								
1,3-Dichloropropane	ND	0.50	"								
1,4-Dichlorobenzene	ND	0.50	"								
2,2-Dichloropropane	ND	0.50	"								
2-Chlorotoluene	ND	0.50	"								
2-Hexanone	ND	0.50	"								
4-Chlorotoluene	ND	0.50	"								
Acetone	ND	2.0	"								
Benzene	ND	0.50	"								
Bromobenzene	ND	0.50	"								
Bromochloromethane	ND	0.50	"								
Bromodichloromethane	ND	0.50	"								
Bromoform	ND	0.50	"								
Bromomethane	ND	0.50	"								
Carbon tetrachloride	ND	0.50	"								
Chlorobenzene	ND	0.50	"								
Chloroethane	ND	0.50	"								
Chloroform	ND	0.50	"								
Chloromethane	ND	0.50	"								
cis-1,2-Dichloroethylene	ND	0.50	"								
cis-1,3-Dichloropropylene	ND	0.50	"								
Dibromochloromethane	ND	0.50	"								
Dibromomethane	ND	0.50	"								
Dichlorodifluoromethane	ND	0.50	"								
Ethyl Benzene	ND	0.50	"								
Hexachlorobutadiene	ND	0.50	"								
Isopropylbenzene	ND	0.50	"								
Methyl tert-butyl ether (MTBE)	ND	0.50	"								
Methylene chloride	3.6	2.0	"								
Naphthalene	ND	2.0	"								
n-Butylbenzene	ND	0.50	"								
n-Propylbenzene	ND	0.50	"								
o-Xylene	ND	0.50	"								



Volatile Organic Compounds by GC/MS - Quality Control Data

York Analytical Laboratories, Inc.


Analyte	Result	Reporting Limit	Units	Spike Level	Source* Result	%REC	%REC Limits	Flag	RPD	RPD Limit	Flag
Batch BJ31501 - EPA 5030B											
Blank (BJ31501-BLK1)										Prepared & Analyzed: 10/31/2013	
p- & m- Xylenes	ND	1.0	ug/L								
p-Isopropyltoluene	ND	0.50	"								
sec-Butylbenzene	ND	0.50	"								
Styrene	ND	0.50	"								
tert-Butylbenzene	ND	0.50	"								
Tetrachloroethylene	ND	0.50	"								
Toluene	ND	0.50	"								
trans-1,2-Dichloroethylene	ND	0.50	"								
trans-1,3-Dichloropropylene	ND	0.50	"								
Trichloroethylene	ND	0.50	"								
Trichlorofluoromethane	ND	0.50	"								
Vinyl Chloride	ND	0.50	"								
Xylenes, Total	ND	1.5	"								
<i>Surrogate: 1,2-Dichloroethane-d4</i>	9.31		"	10.0		93.1	79-133				
<i>Surrogate: p-Bromofluorobenzene</i>	10.5		"	10.0		105	65-133				
<i>Surrogate: Toluene-d8</i>	9.82		"	10.0		98.2	80-123				
LCS (BJ31501-BS1)										Prepared & Analyzed: 10/31/2013	
1,1,1,2-Tetrachloroethane	9.36		ug/L	10.0		93.6	84-127				
1,1,1-Trichloroethane	9.55		"	10.0		95.5	80-131				
1,1,2,2-Tetrachloroethane	8.77		"	10.0		87.7	76-120				
1,1,2-Trichloro-1,2,2-trifluoroethane (Freon 113)	9.48		"	10.0		94.8	70-133				
1,1,2-Trichloroethane	8.69		"	10.0		86.9	73-124				
1,1-Dichloroethane	4.57		"	10.0		45.7	79-123	Low Bias			
1,1-Dichloroethylene	8.38		"	10.0		83.8	71-123				
1,1-Dichloropropylene	9.41		"	10.0		94.1	73-117				
1,2,3-Trichlorobenzene	10.1		"	10.0		101	78-117				
1,2,3-Trichloropropane	9.43		"	10.0		94.3	68-119				
1,2,4-Trichlorobenzene	10.3		"	10.0		103	78-117				
1,2,4-Trimethylbenzene	10.6		"	10.0		106	68-134				
1,2-Dibromo-3-chloropropane	8.73		"	10.0		87.3	73-129				
1,2-Dibromoethane	8.47		"	10.0		84.7	73-139				
1,2-Dichlorobenzene	9.42		"	10.0		94.2	83-110				
1,2-Dichloroethane	8.17		"	10.0		81.7	81-120				
1,2-Dichloropropane	10.0		"	10.0		100	76-120				
1,3,5-Trimethylbenzene	10.9		"	10.0		109	74-121				
1,3-Dichlorobenzene	10.2		"	10.0		102	82-112				
1,3-Dichloropropane	8.77		"	10.0		87.7	77-122				
1,4-Dichlorobenzene	10.2		"	10.0		102	83-110				
2,2-Dichloropropane	12.1		"	10.0		121	50-163				
2-Chlorotoluene	10.7		"	10.0		107	74-115				
2-Hexanone	6.50		"	10.0		65.0	65-130				
4-Chlorotoluene	10.8		"	10.0		108	77-119				
Acetone	2.10		"	10.0		21.0	54-129	Low Bias			
Benzene	9.44		"	10.0		94.4	77-122				
Bromobenzene	10.7		"	10.0		107	76-114				
Bromochloromethane	2.41		"	10.0		24.1	73-125	Low Bias			
Bromodichloromethane	9.50		"	10.0		95.0	83-120				
Bromoform	9.47		"	10.0		94.7	72-139				
Bromomethane	9.05		"	10.0		90.5	52-128				
Carbon tetrachloride	9.10		"	10.0		91.0	66-152				
Chlorobenzene	9.51		"	10.0		95.1	85-113				



Volatile Organic Compounds by GC/MS - Quality Control Data

York Analytical Laboratories, Inc.

Analyte	Result	Reporting	Units	Spike Level	Source*	%REC	%REC Limits	Flag	RPD		
		Limit			Result				RPD	Limit	Flag
Batch BJ31501 - EPA 5030B											
LCS (BJ31501-BS1)											
											Prepared & Analyzed: 10/31/2013
Chloroethane	7.76		ug/L	10.0		77.6	60-124				
Chloroform	6.97		"	10.0		69.7	82-119	Low Bias			
Chloromethane	5.59		"	10.0		55.9	42-126				
cis-1,2-Dichloroethylene	2.68		"	10.0		26.8	79-116	Low Bias			
cis-1,3-Dichloropropylene	10.6		"	10.0		106	85-134				
Dibromochloromethane	8.84		"	10.0		88.4	74-151				
Dibromomethane	8.85		"	10.0		88.5	74-128				
Dichlorodifluoromethane	4.57		"	10.0		45.7	10-146				
Ethyl Benzene	9.91		"	10.0		99.1	85-125				
Hexachlorobutadiene	11.4		"	10.0		114	69-131				
Isopropylbenzene	10.6		"	10.0		106	71-128				
Methyl tert-butyl ether (MTBE)	6.74		"	10.0		67.4	51-134				
Methylene chloride	8.98		"	10.0		89.8	76-122				
Naphthalene	8.67		"	10.0		86.7	72-127				
n-Butylbenzene	11.2		"	10.0		112	69-127				
n-Propylbenzene	10.7		"	10.0		107	70-129				
o-Xylene	9.70		"	10.0		97.0	83-117				
p- & m- Xylenes	19.4		"	20.0		97.0	80-126				
p-Isopropyltoluene	11.1		"	10.0		111	74-130				
sec-Butylbenzene	10.9		"	10.0		109	72-132				
Styrene	9.78		"	10.0		97.8	62-160				
tert-Butylbenzene	10.7		"	10.0		107	75-129				
Tetrachloroethylene	9.77		"	10.0		97.7	67-118				
Toluene	9.73		"	10.0		97.3	82-118				
trans-1,2-Dichloroethylene	7.04		"	10.0		70.4	76-119	Low Bias			
trans-1,3-Dichloropropylene	9.49		"	10.0		94.9	80-137				
Trichloroethylene	9.81		"	10.0		98.1	71-122				
Trichlorofluoromethane	7.75		"	10.0		77.5	67-130				
Vinyl Chloride	6.90		"	10.0		69.0	49-125				
Surrogate: 1,2-Dichloroethane-d4	8.60		"	10.0		86.0	79-133				
Surrogate: p-Bromofluorobenzene	10.7		"	10.0		107	65-133				
Surrogate: Toluene-d8	10.2		"	10.0		102	80-123				



Volatile Organic Compounds by GC/MS - Quality Control Data

York Analytical Laboratories, Inc.

Analyte	Result	Reporting Limit	Units	Spike Level	Source* Result	%REC	%REC Limits	Flag	RPD	RPD Limit	Flag
Batch BJ31501 - EPA 5030B											
LCS Dup (BJ31501-BSD1)											
Prepared & Analyzed: 10/31/2013											
1,1,1,2-Tetrachloroethane	9.77		ug/L	10.0		97.7	84-127		4.29	30	
1,1,1-Trichloroethane	10.0		"	10.0		100	80-131		4.90	30	
1,1,2,2-Tetrachloroethane	9.76		"	10.0		97.6	76-120		10.7	30	
1,1,2-Trichloro-1,2,2-trifluoroethane (Freon 113)	10.4		"	10.0		104	70-133		8.97	30	
1,1,2-Trichloroethane	9.61		"	10.0		96.1	73-124		10.1	30	
1,1-Dichloroethane	10.1		"	10.0		101	79-123		75.1	30	Non-dir.
1,1-Dichloroethylene	9.27		"	10.0		92.7	71-123		10.1	30	
1,1-Dichloropropylene	9.80		"	10.0		98.0	73-117		4.06	30	
1,2,3-Trichlorobenzene	10.5		"	10.0		105	78-117		4.26	30	
1,2,3-Trichloropropane	9.92		"	10.0		99.2	68-119		5.06	30	
1,2,4-Trichlorobenzene	10.9		"	10.0		109	78-117		5.66	30	
1,2,4-Trimethylbenzene	10.4		"	10.0		104	68-134		1.52	30	
1,2-Dibromo-3-chloropropane	9.91		"	10.0		99.1	73-129		12.7	30	
1,2-Dibromoethane	9.44		"	10.0		94.4	73-139		10.8	30	
1,2-Dichlorobenzene	9.60		"	10.0		96.0	83-110		1.89	30	
1,2-Dichloroethane	8.75		"	10.0		87.5	81-120		6.86	30	
1,2-Dichloropropane	9.90		"	10.0		99.0	76-120		1.01	30	
1,3,5-Trimethylbenzene	11.0		"	10.0		110	74-121		0.916	30	
1,3-Dichlorobenzene	10.4		"	10.0		104	82-112		2.33	30	
1,3-Dichloropropane	9.64		"	10.0		96.4	77-122		9.45	30	
1,4-Dichlorobenzene	10.2		"	10.0		102	83-110		0.295	30	
2,2-Dichloropropane	12.8		"	10.0		128	50-163		5.68	30	
2-Chlorotoluene	10.4		"	10.0		104	74-115		3.32	30	
2-Hexanone	7.95		"	10.0		79.5	65-130		20.1	30	
4-Chlorotoluene	10.6		"	10.0		106	77-119		2.25	30	
Acetone	5.27		"	10.0		52.7	54-129	Low Bias	86.0	30	Non-dir.
Benzene	9.45		"	10.0		94.5	77-122		0.106	30	
Bromobenzene	10.7		"	10.0		107	76-114		0.375	30	
Bromochloromethane	9.49		"	10.0		94.9	73-125		119	30	Non-dir.
Bromodichloromethane	9.71		"	10.0		97.1	83-120		2.19	30	
Bromoform	9.99		"	10.0		99.9	72-139		5.34	30	
Bromomethane	9.68		"	10.0		96.8	52-128		6.73	30	
Carbon tetrachloride	9.69		"	10.0		96.9	66-152		6.28	30	
Chlorobenzene	9.63		"	10.0		96.3	85-113		1.25	30	
Chloroethane	7.49		"	10.0		74.9	60-124		3.54	30	
Chloroform	10.4		"	10.0		104	82-119		39.6	30	Non-dir.
Chloromethane	5.53		"	10.0		55.3	42-126		1.08	30	
cis-1,2-Dichloroethylene	9.64		"	10.0		96.4	79-116		113	30	Non-dir.
cis-1,3-Dichloropropylene	11.0		"	10.0		110	85-134		3.23	30	
Dibromochloromethane	9.95		"	10.0		99.5	74-151		11.8	30	
Dibromomethane	9.79		"	10.0		97.9	74-128		10.1	30	
Dichlorodifluoromethane	4.73		"	10.0		47.3	10-146		3.44	30	
Ethyl Benzene	10.2		"	10.0		102	85-125		3.28	30	
Hexachlorobutadiene	12.1		"	10.0		121	69-131		5.94	30	
Isopropylbenzene	10.7		"	10.0		107	71-128		0.376	30	
Methyl tert-butyl ether (MTBE)	8.77		"	10.0		87.7	51-134		26.2	30	
Methylene chloride	16.5		"	10.0		165	76-122	High Bias	58.9	30	Non-dir.
Naphthalene	9.66		"	10.0		96.6	72-127		10.8	30	
n-Butylbenzene	10.9		"	10.0		109	69-127		2.35	30	
n-Propylbenzene	10.6		"	10.0		106	70-129		0.376	30	
o-Xylene	9.70		"	10.0		97.0	83-117		0.00	30	



Volatile Organic Compounds by GC/MS - Quality Control Data

York Analytical Laboratories, Inc.


Analyte	Result	Reporting Limit	Units	Spike Level	Source* Result	%REC	%REC Limits	Flag	RPD	RPD Limit	Flag
---------	--------	--------------------	-------	----------------	-------------------	------	----------------	------	-----	--------------	------

Batch BJ31501 - EPA 5030B

LCS Dup (BJ31501-BSD1)

Prepared & Analyzed: 10/31/2013

p- & m- Xylenes	19.8		ug/L	20.0		98.9	80-126		1.94	30	
p-Isopropyltoluene	10.8		"	10.0		108	74-130		3.11	30	
sec-Butylbenzene	10.8		"	10.0		108	72-132		1.29	30	
Styrene	10.2		"	10.0		102	62-160		3.91	30	
tert-Butylbenzene	10.8		"	10.0		108	75-129		0.838	30	
Tetrachloroethylene	9.90		"	10.0		99.0	67-118		1.32	30	
Toluene	9.79		"	10.0		97.9	82-118		0.615	30	
trans-1,2-Dichloroethylene	10.1		"	10.0		101	76-119		35.4	30	Non-dir.
trans-1,3-Dichloropropylene	10.0		"	10.0		100	80-137		5.53	30	
Trichloroethylene	9.85		"	10.0		98.5	71-122		0.407	30	
Trichlorofluoromethane	8.61		"	10.0		86.1	67-130		10.5	30	
Vinyl Chloride	7.04		"	10.0		70.4	49-125		2.01	30	
<i>Surrogate: 1,2-Dichloroethane-d4</i>	<i>9.45</i>		<i>"</i>	<i>10.0</i>		<i>94.5</i>	<i>79-133</i>				
<i>Surrogate: p-Bromofluorobenzene</i>	<i>10.5</i>		<i>"</i>	<i>10.0</i>		<i>105</i>	<i>65-133</i>				
<i>Surrogate: Toluene-d8</i>	<i>10.2</i>		<i>"</i>	<i>10.0</i>		<i>102</i>	<i>80-123</i>				



Metals by ICP - Quality Control Data
York Analytical Laboratories, Inc.

Analyte	Result	Reporting Limit	Units	Spike Level	Source* Result	%REC	%REC Limits	Flag	RPD	RPD Limit	Flag
Batch BJ31057 - EPA 3010A											
Blank (BJ31057-BLK1)										Prepared & Analyzed: 10/23/2013	
Iron - Dissolved	ND	0.0200	mg/L								
Reference (BJ31057-SRM1)										Prepared & Analyzed: 10/23/2013	
Iron - Dissolved	1.41	0.0200	mg/L	1.39		101	88.4-113				
Batch BJ31061 - EPA 3010A											
Blank (BJ31061-BLK1)										Prepared & Analyzed: 10/23/2013	
Iron	ND	0.0200	mg/L								
Reference (BJ31061-SRM1)										Prepared & Analyzed: 10/23/2013	
Iron	1.41	0.0200	mg/L	1.39		101	88.4-113				



Miscellaneous Physical Parameters - Quality Control Data

York Analytical Laboratories, Inc.

Analyte	Result	Reporting Limit	Units	Spike Level	Source* Result	%REC	%REC Limits	Flag	RPD	RPD Limit	Flag
---------	--------	-----------------	-------	-------------	----------------	------	-------------	------	-----	-----------	------

Batch BJ31138 - % Solids Prep

Blank (BJ31138-BLK1)

Prepared: 10/24/2013 Analyzed: 10/25/2013

Total Dissolved Solids ND 1.00 mg/L

Duplicate (BJ31138-DUP1)

*Source sample: 13J0755-01 (WQ101713:1510NP2-10)

Prepared: 10/24/2013 Analyzed: 10/25/2013

Total Dissolved Solids 54.0 1.00 mg/L 48.0 11.8 15



Volatile Analysis Sample Containers

Lab ID	Client Sample ID	Volatile Sample Container
13J0755-01	WQ101713:1510NP2-10	40mL Clear Vial (pre-pres.) HCl; Cool to 4° C
13J0756-01	WQ101713:1500NP2-6	40mL Clear Vial (pre-pres.) HCl; Cool to 4° C
13J0756-02	WQ101713:1505NP2-7	40mL Clear Vial (pre-pres.) HCl; Cool to 4° C

Notes and Definitions

QL-02	This LCS analyte is outside Laboratory Recovery limits due the analyte behavior using the referenced method. The reference method has certain limitations with respect to analytes of this nature.
J	Detected below the Reporting Limit but greater than or equal to the Method Detection Limit (MDL/LOD) or in the case of a TIC, the result is an estimated concentration.
B	Analyte is found in the associated analysis batch blank. For volatiles, methylene chloride and acetone are common lab contaminants. Data users should consider anything <10x the blank value as artifact.

ND Analyte NOT DETECTED at the stated Reporting Limit (RL) or above.

RL REPORTING LIMIT - the minimum reportable value based upon the lowest point in the analyte calibration curve.

MDL METHOD DETECTION LIMIT - the minimum concentration that can be measured and reported with a 99% confidence that the concentration is greater than zero. If requested or required, a value reported below the RL and above the MDL is considered estimated and is noted with a "J" flag.

NR Not reported

RPD Relative Percent Difference

Wet The data has been reported on an as-received (wet weight) basis

Low Bias Low Bias flag indicates that the recovery of the flagged analyte is below the laboratory or regulatory lower control limit. The data user should take note that this analyte may be biased low but should evaluate multiple lines of evidence including the LCS and site-specific MS/MSD data to draw bias conclusions. In cases where no site-specific MS/MSD was requested, only the LCS data can be used to evaluate such bias.

High Bias High Bias flag indicates that the recovery of the flagged analyte is above the laboratory or regulatory upper control limit. The data user should take note that this analyte may be biased high but should evaluate multiple lines of evidence including the LCS and site-specific MS/MSD data to draw bias conclusions. In cases where no site-specific MS/MSD was requested, only the LCS data can be used to evaluate such bias.

Non-Dir. Non-dir. flag (Non-Directional Bias) indicates that the Relative Percent Difference (RPD) (a measure of precision) among the MS and MSD data is outside the laboratory or regulatory control limit. This alerts the data user where the MS and MSD are from site-specific samples that the RPD is high due to either non-homogeneous distribution of target analyte between the MS/MSD or indicates poor reproducibility for other reasons.

If EPA SW-846 method 8270 is included herein it is noted that the target compound N-nitrosodiphenylamine (NDPA) decomposes in the gas chromatographic inlet and cannot be separated from diphenylamine (DPA). These results could actually represent 100% DPA, 100% NDPA or some combination of the two. For this reason, York reports the combined result for n-nitrosodiphenylamine and diphenylamine for either of these compounds as a combined concentration as Diphenylamine.

If Total PCBs are detected and the target aroclors reported are "Not detected", the Total PCB value is reported due to the presence of either or both Aroclors 1262 and 1268 which are non-target aroclors for some regulatory lists.

2-chloroethylvinyl ether readily breaks down under acidic conditions. Samples that are acid preserved, including standards will exhibit breakdown. The data user should take note.

Certification for pH is no longer offered by NYDOH ELAP.

Semi-Volatile and Volatile analyses are reported down to the MDL, with values between the MDL and the RL being "J" flagged as estimated results.

Revision Description: This report has been revised to correct the VOA LCS recoveries for Bromomethane, Acetone and Vinyl Acetate.

YORK

ANALYTICAL LABORATORIES, INC.

120 RESEARCH DRIVE STRATFORD, CT 06615
 (203) 325-1971 FAX (203) 357-0166

Field Chain-of-Custody Record

Page 1 of 1

1350755

Company Name LBC 4 Research Dr. Suite 301 Shelton, CT 06484	Report To: Tunde Sandor TSandor@lbgct.com	Invoice To: Same	Project ID/No. Rowe Industries	Samples Collected By (Signature)
			Name (Printed) Stephen Hunt	

Sample No.	Location/ID	Date Sampled	Sample Matrix			ANALYSES REQUESTED	Container Description(s)
			Water	Soil	Air		
	WQ101713:1510NP2-6	10/17/13	X			8260 + Freon 113 Total and Dissolved FE	3v 2P
	WQ101713:1505NP2-7	10/17/13	X			8260 + Freon 113 Total and Dissolved FE	3v 2P
	WQ101713:1510NP2-10	10/17/13	X			8260 + Freon 113 Total and Dissolved FE TDS	3v 3P

Chain-of-Custody Record	Sample Relinquished by 	Date/Time 10/19/13 12:00	Sample Received by LBO Fridge	Date/Time 10/14/13 12:00
Bottles Relinquished from Lab by	Sample Relinquished by Steve	Date/Time 10-21-13 9:30	Sample Received in LAB by J. Hill	Date/Time 10/21/13 - 1540
Bottles Received in Field by	Sample Relinquished by	Date/Time	Sample Received in LAB by	Date/Time
Comments/Special Instructions Summary with QA Summary		Turn-Around Time Standard		Turn-Around Time 4.0'
		NY ASP B Package NP2-10 only		RUSH(define)

YORK


ANALYTICAL LABORATORIES, INC.

120 RESEARCH DRIVE STRATFORD, CT 06615
 (203) 325-1371 FAX (203) 357-0166






Field Chain-of-Custody Record


Page 1 of 1

1350956

Company Name LBO 4 Research Dr Suite 301 Shelton, CT 06454	Report To: Tunde Sander TSander@Lbget.com	Invoice To: Same	Project ID/No. Rowe Industries	Samples Collected By (Signature) 
			Name (Printed) Stephen Hunt	

Sample No.	Location/ID	Date Sampled	Sample Matrix			ANALYSES REQUESTED	Container Description(s)
			Water	Soil	Air		
	WQ101713:1510NP2-6	10/17/13	X			8260 + Freon 113 Total and Dissolved FE	3v 2P
	WQ101713:1505NP2-7	10/17/13	X			8260 + Freon 113 Total and Dissolved FE	3v 2P
	WQ101713:1510NP2-10	10/17/13	X			8260 + Freon 113 Total and Dissolved FE TDS	3v 3P

Chain-of-Custody Record Bottles Relinquished from Lab by  Date/Time 10/21/13 12:00 Sample Relinquished by  Date/Time 10/21/13 9:30 Sample Relinquished in Field by  Date/Time 10/21/13 12:00	LBO Fridge Sample Received by  Date/Time 10/21/13 15:40 Sample Received in LAB by  Date/Time 10/21/13 12:00
Comments/Special Instructions Summary with QA summary NY ASP B. Beske NP2-10 only	Turn-Around Time Standard _____ RUSH(define) _____ 4.00



Technical Report

prepared for:

Leggette Brashears & Graham Shelton Office

4 Research Drive, Suite 301

Shelton CT, 06484

Attention: Tunde Komuves-Sandor

Report Date: 11/01/2013

Client Project ID: Rowe Industries

York Project (SDG) No.: 13J0964

CT Cert. No. PH-0723

New Jersey Cert. No. CT-005



New York Cert. No. 10854

PA Cert. No. 68-04440

Report Date: 11/01/2013
Client Project ID: Rowe Industries
York Project (SDG) No.: 13J0964

Leggette Brashears & Graham Shelton Office
4 Research Drive, Suite 301
Shelton CT, 06484
Attention: Tunde Komuves-Sandor

Purpose and Results

This report contains the analytical data for the sample(s) identified on the attached chain-of-custody received in our laboratory on October 25, 2013 and listed below. The project was identified as your project: **Rowe Industries**.

The analyses were conducted utilizing appropriate EPA, Standard Methods, and ASTM methods as detailed in the data summary tables.

All samples were received in proper condition meeting the customary acceptance requirements for environmental samples except those indicated under the Notes section of this report.

All analyses met the method and laboratory standard operating procedure requirements except as indicated by any data flags, the meaning of which are explained in the attachment to this report, and case narrative if applicable.

The results of the analyses, which are all reported on dry weight basis (soils) unless otherwise noted, are detailed in the following pages.

Please contact Client Services at 203.325.1371 with any questions regarding this report.

<u>York Sample ID</u>	<u>Client Sample ID</u>	<u>Matrix</u>	<u>Date Collected</u>	<u>Date Received</u>
13J0964-01	WQ102413:1200NP2-6	Water	10/24/2013	10/25/2013
13J0964-02	WQ102413:1205NP2-7	Water	10/24/2013	10/25/2013
13J0965-01	WQ102413:1210NP2-10	Water	10/24/2013	10/25/2013

General Notes for York Project (SDG) No.: 13J0964

1. The RLs and MDLs (Reporting Limit and Method Detection Limit respectively) reported are adjusted for any dilution necessary due to the levels of target and/or non-target analytes and matrix interference. The RL(REPORTING LIMIT) is based upon the lowest standard utilized for the calibration where applicable.
2. Samples are retained for a period of thirty days after submittal of report, unless other arrangements are made.
3. York's liability for the above data is limited to the dollar value paid to York for the referenced project.
4. This report shall not be reproduced without the written approval of York Analytical Laboratories, Inc.
5. All samples were received in proper condition for analysis with proper documentation, unless otherwise noted.
6. All analyses conducted met method or Laboratory SOP requirements. See the Qualifiers and/or Narrative sections for further information.
7. It is noted that no analyses reported herein were subcontracted to another laboratory, unless noted in the report.
8. This report reflects results that relate only to the samples submitted on the attached chain-of-custody form(s) received by York.


Approved By:



Benjamin Gulizia
Laboratory Director

Date: 11/01/2013

YORK



Sample Information

Client Sample ID: WQ102413:1200NP2-6

York Sample ID: 13J0964-01

York Project (SDG) No.
13J0964

Client Project ID
Rowe Industries

Matrix
Water

Collection Date/Time
October 24, 2013 12:00 pm

Date Received
10/25/2013


Volatile Organics, 8260 List - Low Level

Log-in Notes:

Sample Notes:

Sample Prepared by Method: EPA 5030B

CAS No.	Parameter	Result	Flag	Units	MDL	RL	Dilution	Reference Method	Date/Time Prepared	Date/Time Analyzed	Analyst
630-20-6	1,1,1,2-Tetrachloroethane	ND		ug/L	0.20	0.50	1	EPA 8260C	10/31/2013 14:30	11/01/2013 04:51	BK
71-55-6	1,1,1-Trichloroethane	0.22	J	ug/L	0.20	0.50	1	EPA 8260C	10/31/2013 14:30	11/01/2013 04:51	BK
79-34-5	1,1,2,2-Tetrachloroethane	ND		ug/L	0.20	0.50	1	EPA 8260C	10/31/2013 14:30	11/01/2013 04:51	BK
76-13-1	1,1,2-Trichloro-1,2,2-trifluoroethane (Freon 113)	ND		ug/L	0.20	0.50	1	EPA 8260C	10/31/2013 14:30	11/01/2013 04:51	BK
79-00-5	1,1,2-Trichloroethane	ND		ug/L	0.20	0.50	1	EPA 8260C	10/31/2013 14:30	11/01/2013 04:51	BK
75-34-3	1,1-Dichloroethane	ND		ug/L	0.20	0.50	1	EPA 8260C	10/31/2013 14:30	11/01/2013 04:51	BK
75-35-4	1,1-Dichloroethylene	ND		ug/L	0.20	0.50	1	EPA 8260C	10/31/2013 14:30	11/01/2013 04:51	BK
563-58-6	1,1-Dichloropropylene	ND		ug/L	0.20	0.50	1	EPA 8260C	10/31/2013 14:30	11/01/2013 04:51	BK
87-61-6	1,2,3-Trichlorobenzene	ND		ug/L	0.20	0.50	1	EPA 8260C	10/31/2013 14:30	11/01/2013 04:51	BK
96-18-4	1,2,3-Trichloropropane	ND		ug/L	0.20	0.50	1	EPA 8260C	10/31/2013 14:30	11/01/2013 04:51	BK
120-82-1	1,2,4-Trichlorobenzene	ND		ug/L	0.20	0.50	1	EPA 8260C	10/31/2013 14:30	11/01/2013 04:51	BK
95-63-6	1,2,4-Trimethylbenzene	ND		ug/L	0.20	0.50	1	EPA 8260C	10/31/2013 14:30	11/01/2013 04:51	BK
96-12-8	1,2-Dibromo-3-chloropropane	ND		ug/L	0.20	0.50	1	EPA 8260C	10/31/2013 14:30	11/01/2013 04:51	BK
106-93-4	1,2-Dibromoethane	ND		ug/L	0.20	0.50	1	EPA 8260C	10/31/2013 14:30	11/01/2013 04:51	BK
95-50-1	1,2-Dichlorobenzene	ND		ug/L	0.20	0.50	1	EPA 8260C	10/31/2013 14:30	11/01/2013 04:51	BK
107-06-2	1,2-Dichloroethane	ND		ug/L	0.20	0.50	1	EPA 8260C	10/31/2013 14:30	11/01/2013 04:51	BK
78-87-5	1,2-Dichloropropane	ND		ug/L	0.20	0.50	1	EPA 8260C	10/31/2013 14:30	11/01/2013 04:51	BK
108-67-8	1,3,5-Trimethylbenzene	ND		ug/L	0.20	0.50	1	EPA 8260C	10/31/2013 14:30	11/01/2013 04:51	BK
541-73-1	1,3-Dichlorobenzene	ND		ug/L	0.20	0.50	1	EPA 8260C	10/31/2013 14:30	11/01/2013 04:51	BK
142-28-9	1,3-Dichloropropane	ND		ug/L	0.20	0.50	1	EPA 8260C	10/31/2013 14:30	11/01/2013 04:51	BK
106-46-7	1,4-Dichlorobenzene	ND		ug/L	0.20	0.50	1	EPA 8260C	10/31/2013 14:30	11/01/2013 04:51	BK
594-20-7	2,2-Dichloropropane	ND		ug/L	0.20	0.50	1	EPA 8260C	10/31/2013 14:30	11/01/2013 04:51	BK
95-49-8	2-Chlorotoluene	ND		ug/L	0.20	0.50	1	EPA 8260C	10/31/2013 14:30	11/01/2013 04:51	BK
591-78-6	2-Hexanone	ND		ug/L	0.20	0.50	1	EPA 8260C	10/31/2013 14:30	11/01/2013 04:51	BK
106-43-4	4-Chlorotoluene	ND		ug/L	0.20	0.50	1	EPA 8260C	10/31/2013 14:30	11/01/2013 04:51	BK
67-64-1	Acetone	ND		ug/L	1.0	2.0	1	EPA 8260C	10/31/2013 14:30	11/01/2013 04:51	BK
71-43-2	Benzene	ND		ug/L	0.20	0.50	1	EPA 8260C	10/31/2013 14:30	11/01/2013 04:51	BK
108-86-1	Bromobenzene	ND		ug/L	0.20	0.50	1	EPA 8260C	10/31/2013 14:30	11/01/2013 04:51	BK
74-97-5	Bromochloromethane	ND		ug/L	0.20	0.50	1	EPA 8260C	10/31/2013 14:30	11/01/2013 04:51	BK
75-27-4	Bromodichloromethane	ND		ug/L	0.20	0.50	1	EPA 8260C	10/31/2013 14:30	11/01/2013 04:51	BK
75-25-2	Bromoform	ND		ug/L	0.20	0.50	1	EPA 8260C	10/31/2013 14:30	11/01/2013 04:51	BK
74-83-9	Bromomethane	ND		ug/L	0.20	0.50	1	EPA 8260C	10/31/2013 14:30	11/01/2013 04:51	BK



Sample Information

Client Sample ID: WQ102413:1200NP2-6

York Sample ID: 13J0964-01

York Project (SDG) No.

Client Project ID

Matrix

Collection Date/Time

Date Received

13J0964

Rowe Industries

Water

October 24, 2013 12:00 pm

10/25/2013


Volatile Organics, 8260 List - Low Level

Log-in Notes:

Sample Notes:

Sample Prepared by Method: EPA 5030B

CAS No.	Parameter	Result	Flag	Units	MDL	RL	Dilution	Reference Method	Date/Time Prepared	Date/Time Analyzed	Analyst
56-23-5	Carbon tetrachloride	ND		ug/L	0.20	0.50	1	EPA 8260C	10/31/2013 14:30	11/01/2013 04:51	BK
108-90-7	Chlorobenzene	ND		ug/L	0.20	0.50	1	EPA 8260C	10/31/2013 14:30	11/01/2013 04:51	BK
75-00-3	Chloroethane	ND		ug/L	0.20	0.50	1	EPA 8260C	10/31/2013 14:30	11/01/2013 04:51	BK
67-66-3	Chloroform	ND		ug/L	0.20	0.50	1	EPA 8260C	10/31/2013 14:30	11/01/2013 04:51	BK
74-87-3	Chloromethane	ND		ug/L	0.20	0.50	1	EPA 8260C	10/31/2013 14:30	11/01/2013 04:51	BK
156-59-2	cis-1,2-Dichloroethylene	0.25	J	ug/L	0.20	0.50	1	EPA 8260C	10/31/2013 14:30	11/01/2013 04:51	BK
10061-01-5	cis-1,3-Dichloropropylene	ND		ug/L	0.20	0.50	1	EPA 8260C	10/31/2013 14:30	11/01/2013 04:51	BK
124-48-1	Dibromochloromethane	ND		ug/L	0.20	0.50	1	EPA 8260C	10/31/2013 14:30	11/01/2013 04:51	BK
74-95-3	Dibromomethane	ND		ug/L	0.20	0.50	1	EPA 8260C	10/31/2013 14:30	11/01/2013 04:51	BK
75-71-8	Dichlorodifluoromethane	ND		ug/L	0.20	0.50	1	EPA 8260C	10/31/2013 14:30	11/01/2013 04:51	BK
100-41-4	Ethyl Benzene	ND		ug/L	0.20	0.50	1	EPA 8260C	10/31/2013 14:30	11/01/2013 04:51	BK
87-68-3	Hexachlorobutadiene	ND		ug/L	0.20	0.50	1	EPA 8260C	10/31/2013 14:30	11/01/2013 04:51	BK
98-82-8	Isopropylbenzene	ND		ug/L	0.20	0.50	1	EPA 8260C	10/31/2013 14:30	11/01/2013 04:51	BK
1634-04-4	Methyl tert-butyl ether (MTBE)	ND		ug/L	0.20	0.50	1	EPA 8260C	10/31/2013 14:30	11/01/2013 04:51	BK
75-09-2	Methylene chloride	ND		ug/L	1.0	2.0	1	EPA 8260C	10/31/2013 14:30	11/01/2013 04:51	BK
91-20-3	Naphthalene	ND		ug/L	1.0	2.0	1	EPA 8260C	10/31/2013 14:30	11/01/2013 04:51	BK
104-51-8	n-Butylbenzene	ND		ug/L	0.20	0.50	1	EPA 8260C	10/31/2013 14:30	11/01/2013 04:51	BK
103-65-1	n-Propylbenzene	ND		ug/L	0.20	0.50	1	EPA 8260C	10/31/2013 14:30	11/01/2013 04:51	BK
95-47-6	o-Xylene	ND		ug/L	0.20	0.50	1	EPA 8260C	10/31/2013 14:30	11/01/2013 04:51	BK
179601-23-1	p- & m- Xylenes	ND		ug/L	0.50	1.0	1	EPA 8260C	10/31/2013 14:30	11/01/2013 04:51	BK
99-87-6	p-Isopropyltoluene	ND		ug/L	0.20	0.50	1	EPA 8260C	10/31/2013 14:30	11/01/2013 04:51	BK
135-98-8	sec-Butylbenzene	ND		ug/L	0.20	0.50	1	EPA 8260C	10/31/2013 14:30	11/01/2013 04:51	BK
100-42-5	Styrene	ND		ug/L	0.20	0.50	1	EPA 8260C	10/31/2013 14:30	11/01/2013 04:51	BK
98-06-6	tert-Butylbenzene	ND		ug/L	0.20	0.50	1	EPA 8260C	10/31/2013 14:30	11/01/2013 04:51	BK
127-18-4	Tetrachloroethylene	2.0		ug/L	0.20	0.50	1	EPA 8260C	10/31/2013 14:30	11/01/2013 04:51	BK
108-88-3	Toluene	ND		ug/L	0.20	0.50	1	EPA 8260C	10/31/2013 14:30	11/01/2013 04:51	BK
156-60-5	trans-1,2-Dichloroethylene	ND		ug/L	0.20	0.50	1	EPA 8260C	10/31/2013 14:30	11/01/2013 04:51	BK
10061-02-6	trans-1,3-Dichloropropylene	ND		ug/L	0.20	0.50	1	EPA 8260C	10/31/2013 14:30	11/01/2013 04:51	BK
79-01-6	Trichloroethylene	0.37	J	ug/L	0.20	0.50	1	EPA 8260C	10/31/2013 14:30	11/01/2013 04:51	BK
75-69-4	Trichlorofluoromethane	ND		ug/L	0.20	0.50	1	EPA 8260C	10/31/2013 14:30	11/01/2013 04:51	BK
75-01-4	Vinyl Chloride	ND		ug/L	0.50	0.50	1	EPA 8260C	10/31/2013 14:30	11/01/2013 04:51	BK
1330-20-7	Xylenes, Total	ND		ug/L	0.60	1.5	1	EPA 8260C	10/31/2013 14:30	11/01/2013 04:51	BK



Sample Information

Client Sample ID: WQ102413:1200NP2-6

York Sample ID: 13J0964-01

York Project (SDG) No.

Client Project ID

Matrix

Collection Date/Time

Date Received

13J0964

Rowe Industries

Water

October 24, 2013 12:00 pm

10/25/2013

Volatile Organics, 8260 List - Low Level

Log-in Notes:

Sample Notes:

Sample Prepared by Method: EPA 5030B

Table with columns: CAS No., Parameter, Result, Flag, Units, MDL, RL, Dilution, Reference Method, Date/Time Prepared, Date/Time Analyzed, Analyst. Includes rows for Surrogate Recoveries (17060-07-0, 460-00-4, 2037-26-5).

Iron by EPA 200.7

Log-in Notes:

Sample Notes:

Sample Prepared by Method: EPA 3010A

Table with columns: CAS No., Parameter, Result, Flag, Units, MDL, RL, Dilution, Reference Method, Date/Time Prepared, Date/Time Analyzed, Analyst. Includes row for Iron (7439-89-6).

Iron, Dissolved by EPA 6010

Log-in Notes:

Sample Notes:

Sample Prepared by Method: EPA 3010A

Table with columns: CAS No., Parameter, Result, Flag, Units, MDL, RL, Dilution, Reference Method, Date/Time Prepared, Date/Time Analyzed, Analyst. Includes row for Iron (7439-89-6).

Sample Information

Client Sample ID: WQ102413:1205NP2-7

York Sample ID: 13J0964-02

York Project (SDG) No.

Client Project ID

Matrix

Collection Date/Time

Date Received

13J0964

Rowe Industries

Water

October 24, 2013 12:05 pm

10/25/2013


Volatile Organics, 8260 List - Low Level

Log-in Notes:

Sample Notes:

Sample Prepared by Method: EPA 5030B

Table with columns: CAS No., Parameter, Result, Flag, Units, MDL, RL, Dilution, Reference Method, Date/Time Prepared, Date/Time Analyzed, Analyst. Includes rows for various volatile organics (630-20-6 to 95-63-6).



Sample Information

Client Sample ID: WQ102413:1205NP2-7

York Sample ID: 13J0964-02

York Project (SDG) No.

Client Project ID

Matrix

Collection Date/Time

Date Received

13J0964

Rowe Industries

Water

October 24, 2013 12:05 pm

10/25/2013


Volatile Organics, 8260 List - Low Level

Log-in Notes:

Sample Notes:

Sample Prepared by Method: EPA 5030B

CAS No.	Parameter	Result	Flag	Units	MDL	RL	Dilution	Reference Method	Date/Time Prepared	Date/Time Analyzed	Analyst
96-12-8	1,2-Dibromo-3-chloropropane	ND		ug/L	0.20	0.50	1	EPA 8260C	10/31/2013 14:30	11/01/2013 05:36	BK
106-93-4	1,2-Dibromoethane	ND		ug/L	0.20	0.50	1	EPA 8260C	10/31/2013 14:30	11/01/2013 05:36	BK
95-50-1	1,2-Dichlorobenzene	ND		ug/L	0.20	0.50	1	EPA 8260C	10/31/2013 14:30	11/01/2013 05:36	BK
107-06-2	1,2-Dichloroethane	ND		ug/L	0.20	0.50	1	EPA 8260C	10/31/2013 14:30	11/01/2013 05:36	BK
78-87-5	1,2-Dichloropropane	ND		ug/L	0.20	0.50	1	EPA 8260C	10/31/2013 14:30	11/01/2013 05:36	BK
108-67-8	1,3,5-Trimethylbenzene	ND		ug/L	0.20	0.50	1	EPA 8260C	10/31/2013 14:30	11/01/2013 05:36	BK
541-73-1	1,3-Dichlorobenzene	ND		ug/L	0.20	0.50	1	EPA 8260C	10/31/2013 14:30	11/01/2013 05:36	BK
142-28-9	1,3-Dichloropropane	ND		ug/L	0.20	0.50	1	EPA 8260C	10/31/2013 14:30	11/01/2013 05:36	BK
106-46-7	1,4-Dichlorobenzene	ND		ug/L	0.20	0.50	1	EPA 8260C	10/31/2013 14:30	11/01/2013 05:36	BK
594-20-7	2,2-Dichloropropane	ND		ug/L	0.20	0.50	1	EPA 8260C	10/31/2013 14:30	11/01/2013 05:36	BK
95-49-8	2-Chlorotoluene	ND		ug/L	0.20	0.50	1	EPA 8260C	10/31/2013 14:30	11/01/2013 05:36	BK
591-78-6	2-Hexanone	ND		ug/L	0.20	0.50	1	EPA 8260C	10/31/2013 14:30	11/01/2013 05:36	BK
106-43-4	4-Chlorotoluene	ND		ug/L	0.20	0.50	1	EPA 8260C	10/31/2013 14:30	11/01/2013 05:36	BK
67-64-1	Acetone	ND		ug/L	1.0	2.0	1	EPA 8260C	10/31/2013 14:30	11/01/2013 05:36	BK
71-43-2	Benzene	ND		ug/L	0.20	0.50	1	EPA 8260C	10/31/2013 14:30	11/01/2013 05:36	BK
108-86-1	Bromobenzene	ND		ug/L	0.20	0.50	1	EPA 8260C	10/31/2013 14:30	11/01/2013 05:36	BK
74-97-5	Bromochloromethane	ND		ug/L	0.20	0.50	1	EPA 8260C	10/31/2013 14:30	11/01/2013 05:36	BK
75-27-4	Bromodichloromethane	ND		ug/L	0.20	0.50	1	EPA 8260C	10/31/2013 14:30	11/01/2013 05:36	BK
75-25-2	Bromoform	ND		ug/L	0.20	0.50	1	EPA 8260C	10/31/2013 14:30	11/01/2013 05:36	BK
74-83-9	Bromomethane	ND		ug/L	0.20	0.50	1	EPA 8260C	10/31/2013 14:30	11/01/2013 05:36	BK
56-23-5	Carbon tetrachloride	ND		ug/L	0.20	0.50	1	EPA 8260C	10/31/2013 14:30	11/01/2013 05:36	BK
108-90-7	Chlorobenzene	ND		ug/L	0.20	0.50	1	EPA 8260C	10/31/2013 14:30	11/01/2013 05:36	BK
75-00-3	Chloroethane	ND		ug/L	0.20	0.50	1	EPA 8260C	10/31/2013 14:30	11/01/2013 05:36	BK
67-66-3	Chloroform	ND		ug/L	0.20	0.50	1	EPA 8260C	10/31/2013 14:30	11/01/2013 05:36	BK
74-87-3	Chloromethane	ND		ug/L	0.20	0.50	1	EPA 8260C	10/31/2013 14:30	11/01/2013 05:36	BK
156-59-2	cis-1,2-Dichloroethylene	ND		ug/L	0.20	0.50	1	EPA 8260C	10/31/2013 14:30	11/01/2013 05:36	BK
10061-01-5	cis-1,3-Dichloropropylene	ND		ug/L	0.20	0.50	1	EPA 8260C	10/31/2013 14:30	11/01/2013 05:36	BK
124-48-1	Dibromochloromethane	ND		ug/L	0.20	0.50	1	EPA 8260C	10/31/2013 14:30	11/01/2013 05:36	BK
74-95-3	Dibromomethane	ND		ug/L	0.20	0.50	1	EPA 8260C	10/31/2013 14:30	11/01/2013 05:36	BK
75-71-8	Dichlorodifluoromethane	ND		ug/L	0.20	0.50	1	EPA 8260C	10/31/2013 14:30	11/01/2013 05:36	BK
100-41-4	Ethyl Benzene	ND		ug/L	0.20	0.50	1	EPA 8260C	10/31/2013 14:30	11/01/2013 05:36	BK
87-68-3	Hexachlorobutadiene	ND		ug/L	0.20	0.50	1	EPA 8260C	10/31/2013 14:30	11/01/2013 05:36	BK



Sample Information

Client Sample ID: WQ102413:1205NP2-7

York Sample ID: 13J0964-02

York Project (SDG) No.

Client Project ID

Matrix

Collection Date/Time

Date Received

13J0964

Rowe Industries

Water

October 24, 2013 12:05 pm

10/25/2013

Volatile Organics, 8260 List - Low Level

Log-in Notes:

Sample Notes:

Sample Prepared by Method: EPA 5030B

CAS No.	Parameter	Result	Flag	Units	MDL	RL	Dilution	Reference Method	Date/Time Prepared	Date/Time Analyzed	Analyst
98-82-8	Isopropylbenzene	ND		ug/L	0.20	0.50	1	EPA 8260C	10/31/2013 14:30	11/01/2013 05:36	BK
1634-04-4	Methyl tert-butyl ether (MTBE)	ND		ug/L	0.20	0.50	1	EPA 8260C	10/31/2013 14:30	11/01/2013 05:36	BK
75-09-2	Methylene chloride	ND		ug/L	1.0	2.0	1	EPA 8260C	10/31/2013 14:30	11/01/2013 05:36	BK
91-20-3	Naphthalene	ND		ug/L	1.0	2.0	1	EPA 8260C	10/31/2013 14:30	11/01/2013 05:36	BK
104-51-8	n-Butylbenzene	ND		ug/L	0.20	0.50	1	EPA 8260C	10/31/2013 14:30	11/01/2013 05:36	BK
103-65-1	n-Propylbenzene	ND		ug/L	0.20	0.50	1	EPA 8260C	10/31/2013 14:30	11/01/2013 05:36	BK
95-47-6	o-Xylene	ND		ug/L	0.20	0.50	1	EPA 8260C	10/31/2013 14:30	11/01/2013 05:36	BK
179601-23-1	p- & m- Xylenes	ND		ug/L	0.50	1.0	1	EPA 8260C	10/31/2013 14:30	11/01/2013 05:36	BK
99-87-6	p-Isopropyltoluene	ND		ug/L	0.20	0.50	1	EPA 8260C	10/31/2013 14:30	11/01/2013 05:36	BK
135-98-8	sec-Butylbenzene	ND		ug/L	0.20	0.50	1	EPA 8260C	10/31/2013 14:30	11/01/2013 05:36	BK
100-42-5	Styrene	ND		ug/L	0.20	0.50	1	EPA 8260C	10/31/2013 14:30	11/01/2013 05:36	BK
98-06-6	tert-Butylbenzene	ND		ug/L	0.20	0.50	1	EPA 8260C	10/31/2013 14:30	11/01/2013 05:36	BK
127-18-4	Tetrachloroethylene	ND		ug/L	0.20	0.50	1	EPA 8260C	10/31/2013 14:30	11/01/2013 05:36	BK
108-88-3	Toluene	ND		ug/L	0.20	0.50	1	EPA 8260C	10/31/2013 14:30	11/01/2013 05:36	BK
156-60-5	trans-1,2-Dichloroethylene	ND		ug/L	0.20	0.50	1	EPA 8260C	10/31/2013 14:30	11/01/2013 05:36	BK
10061-02-6	trans-1,3-Dichloropropylene	ND		ug/L	0.20	0.50	1	EPA 8260C	10/31/2013 14:30	11/01/2013 05:36	BK
79-01-6	Trichloroethylene	ND		ug/L	0.20	0.50	1	EPA 8260C	10/31/2013 14:30	11/01/2013 05:36	BK
75-69-4	Trichlorofluoromethane	ND		ug/L	0.20	0.50	1	EPA 8260C	10/31/2013 14:30	11/01/2013 05:36	BK
75-01-4	Vinyl Chloride	ND		ug/L	0.50	0.50	1	EPA 8260C	10/31/2013 14:30	11/01/2013 05:36	BK
1330-20-7	Xylenes, Total	ND		ug/L	0.60	1.5	1	EPA 8260C	10/31/2013 14:30	11/01/2013 05:36	BK

Surrogate Recoveries

Result

Acceptance Range

17060-07-0	Surrogate: 1,2-Dichloroethane-d4	94.7 %
460-00-4	Surrogate: p-Bromofluorobenzene	104 %
2037-26-5	Surrogate: Toluene-d8	101 %

Log-in Notes:

Sample Notes:

Iron by EPA 200.7


Sample Prepared by Method: EPA 3010A

CAS No.	Parameter	Result	Flag	Units	MDL	RL	Dilution	Reference Method	Date/Time Prepared	Date/Time Analyzed	Analyst
7439-89-6	Iron	4.61		mg/L	0.0146	0.0200	1	EPA 200.7	10/28/2013 14:33	10/28/2013 19:07	MW

Iron, Dissolved by EPA 6010

Sample Prepared by Method: EPA 3010A

CAS No.	Parameter	Result	Flag	Units	MDL	RL	Dilution	Reference Method	Date/Time Prepared	Date/Time Analyzed	Analyst
7439-89-6	Iron	0.0779		mg/L	0.0200	0.0200	1	EPA 6010C	10/28/2013 14:26	10/28/2013 17:02	MW



Sample Information

Client Sample ID: WQ102413:1210NP2-10

York Sample ID: 13J0965-01

York Project (SDG) No.

Client Project ID

Matrix

Collection Date/Time

Date Received

13J0965

Rowe Industries

Water

October 24, 2013 12:10 pm

10/25/2013


Volatile Organics, 8260 List - Low Level

Log-in Notes:

Sample Notes:

Sample Prepared by Method: EPA 5030B

CAS No.	Parameter	Result	Flag	Units	MDL	RL	Dilution	Reference Method	Date/Time Prepared	Date/Time Analyzed	Analyst
630-20-6	1,1,1,2-Tetrachloroethane	ND		ug/L	0.20	0.50	1	EPA 8260C	10/31/2013 14:30	11/01/2013 06:20	BK
71-55-6	1,1,1-Trichloroethane	ND		ug/L	0.20	0.50	1	EPA 8260C	10/31/2013 14:30	11/01/2013 06:20	BK
79-34-5	1,1,2,2-Tetrachloroethane	ND		ug/L	0.20	0.50	1	EPA 8260C	10/31/2013 14:30	11/01/2013 06:20	BK
76-13-1	1,1,2-Trichloro-1,2,2-trifluoroethane (Freon 113)	ND		ug/L	0.20	0.50	1	EPA 8260C	10/31/2013 14:30	11/01/2013 06:20	BK
79-00-5	1,1,2-Trichloroethane	ND		ug/L	0.20	0.50	1	EPA 8260C	10/31/2013 14:30	11/01/2013 06:20	BK
75-34-3	1,1-Dichloroethane	ND		ug/L	0.20	0.50	1	EPA 8260C	10/31/2013 14:30	11/01/2013 06:20	BK
75-35-4	1,1-Dichloroethylene	ND		ug/L	0.20	0.50	1	EPA 8260C	10/31/2013 14:30	11/01/2013 06:20	BK
563-58-6	1,1-Dichloropropylene	ND		ug/L	0.20	0.50	1	EPA 8260C	10/31/2013 14:30	11/01/2013 06:20	BK
87-61-6	1,2,3-Trichlorobenzene	ND		ug/L	0.20	0.50	1	EPA 8260C	10/31/2013 14:30	11/01/2013 06:20	BK
96-18-4	1,2,3-Trichloropropane	ND		ug/L	0.20	0.50	1	EPA 8260C	10/31/2013 14:30	11/01/2013 06:20	BK
120-82-1	1,2,4-Trichlorobenzene	ND		ug/L	0.20	0.50	1	EPA 8260C	10/31/2013 14:30	11/01/2013 06:20	BK
95-63-6	1,2,4-Trimethylbenzene	ND		ug/L	0.20	0.50	1	EPA 8260C	10/31/2013 14:30	11/01/2013 06:20	BK
96-12-8	1,2-Dibromo-3-chloropropane	ND		ug/L	0.20	0.50	1	EPA 8260C	10/31/2013 14:30	11/01/2013 06:20	BK
106-93-4	1,2-Dibromoethane	ND		ug/L	0.20	0.50	1	EPA 8260C	10/31/2013 14:30	11/01/2013 06:20	BK
95-50-1	1,2-Dichlorobenzene	ND		ug/L	0.20	0.50	1	EPA 8260C	10/31/2013 14:30	11/01/2013 06:20	BK
107-06-2	1,2-Dichloroethane	ND		ug/L	0.20	0.50	1	EPA 8260C	10/31/2013 14:30	11/01/2013 06:20	BK
78-87-5	1,2-Dichloropropane	ND		ug/L	0.20	0.50	1	EPA 8260C	10/31/2013 14:30	11/01/2013 06:20	BK
108-67-8	1,3,5-Trimethylbenzene	ND		ug/L	0.20	0.50	1	EPA 8260C	10/31/2013 14:30	11/01/2013 06:20	BK
541-73-1	1,3-Dichlorobenzene	ND		ug/L	0.20	0.50	1	EPA 8260C	10/31/2013 14:30	11/01/2013 06:20	BK
142-28-9	1,3-Dichloropropane	ND		ug/L	0.20	0.50	1	EPA 8260C	10/31/2013 14:30	11/01/2013 06:20	BK
106-46-7	1,4-Dichlorobenzene	ND		ug/L	0.20	0.50	1	EPA 8260C	10/31/2013 14:30	11/01/2013 06:20	BK
594-20-7	2,2-Dichloropropane	ND		ug/L	0.20	0.50	1	EPA 8260C	10/31/2013 14:30	11/01/2013 06:20	BK
95-49-8	2-Chlorotoluene	ND		ug/L	0.20	0.50	1	EPA 8260C	10/31/2013 14:30	11/01/2013 06:20	BK
591-78-6	2-Hexanone	ND		ug/L	0.20	0.50	1	EPA 8260C	10/31/2013 14:30	11/01/2013 06:20	BK
106-43-4	4-Chlorotoluene	ND		ug/L	0.20	0.50	1	EPA 8260C	10/31/2013 14:30	11/01/2013 06:20	BK
67-64-1	Acetone	ND		ug/L	1.0	2.0	1	EPA 8260C	10/31/2013 14:30	11/01/2013 06:20	BK
71-43-2	Benzene	ND		ug/L	0.20	0.50	1	EPA 8260C	10/31/2013 14:30	11/01/2013 06:20	BK
108-86-1	Bromobenzene	ND		ug/L	0.20	0.50	1	EPA 8260C	10/31/2013 14:30	11/01/2013 06:20	BK
74-97-5	Bromochloromethane	ND		ug/L	0.20	0.50	1	EPA 8260C	10/31/2013 14:30	11/01/2013 06:20	BK
75-27-4	Bromodichloromethane	ND		ug/L	0.20	0.50	1	EPA 8260C	10/31/2013 14:30	11/01/2013 06:20	BK
75-25-2	Bromoform	ND		ug/L	0.20	0.50	1	EPA 8260C	10/31/2013 14:30	11/01/2013 06:20	BK
74-83-9	Bromomethane	ND		ug/L	0.20	0.50	1	EPA 8260C	10/31/2013 14:30	11/01/2013 06:20	BK



Sample Information

Client Sample ID: WQ102413:1210NP2-10

York Sample ID: 13J0965-01

York Project (SDG) No.

Client Project ID

Matrix

Collection Date/Time

Date Received

13J0965

Rowe Industries

Water

October 24, 2013 12:10 pm

10/25/2013


Volatile Organics, 8260 List - Low Level

Log-in Notes:

Sample Notes:

Sample Prepared by Method: EPA 5030B

CAS No.	Parameter	Result	Flag	Units	MDL	RL	Dilution	Reference Method	Date/Time Prepared	Date/Time Analyzed	Analyst
56-23-5	Carbon tetrachloride	ND		ug/L	0.20	0.50	1	EPA 8260C	10/31/2013 14:30	11/01/2013 06:20	BK
108-90-7	Chlorobenzene	ND		ug/L	0.20	0.50	1	EPA 8260C	10/31/2013 14:30	11/01/2013 06:20	BK
75-00-3	Chloroethane	ND		ug/L	0.20	0.50	1	EPA 8260C	10/31/2013 14:30	11/01/2013 06:20	BK
67-66-3	Chloroform	ND		ug/L	0.20	0.50	1	EPA 8260C	10/31/2013 14:30	11/01/2013 06:20	BK
74-87-3	Chloromethane	ND		ug/L	0.20	0.50	1	EPA 8260C	10/31/2013 14:30	11/01/2013 06:20	BK
156-59-2	cis-1,2-Dichloroethylene	ND		ug/L	0.20	0.50	1	EPA 8260C	10/31/2013 14:30	11/01/2013 06:20	BK
10061-01-5	cis-1,3-Dichloropropylene	ND		ug/L	0.20	0.50	1	EPA 8260C	10/31/2013 14:30	11/01/2013 06:20	BK
124-48-1	Dibromochloromethane	ND		ug/L	0.20	0.50	1	EPA 8260C	10/31/2013 14:30	11/01/2013 06:20	BK
74-95-3	Dibromomethane	ND		ug/L	0.20	0.50	1	EPA 8260C	10/31/2013 14:30	11/01/2013 06:20	BK
75-71-8	Dichlorodifluoromethane	ND		ug/L	0.20	0.50	1	EPA 8260C	10/31/2013 14:30	11/01/2013 06:20	BK
100-41-4	Ethyl Benzene	ND		ug/L	0.20	0.50	1	EPA 8260C	10/31/2013 14:30	11/01/2013 06:20	BK
87-68-3	Hexachlorobutadiene	ND		ug/L	0.20	0.50	1	EPA 8260C	10/31/2013 14:30	11/01/2013 06:20	BK
98-82-8	Isopropylbenzene	ND		ug/L	0.20	0.50	1	EPA 8260C	10/31/2013 14:30	11/01/2013 06:20	BK
1634-04-4	Methyl tert-butyl ether (MTBE)	ND		ug/L	0.20	0.50	1	EPA 8260C	10/31/2013 14:30	11/01/2013 06:20	BK
75-09-2	Methylene chloride	ND		ug/L	1.0	2.0	1	EPA 8260C	10/31/2013 14:30	11/01/2013 06:20	BK
91-20-3	Naphthalene	ND		ug/L	1.0	2.0	1	EPA 8260C	10/31/2013 14:30	11/01/2013 06:20	BK
104-51-8	n-Butylbenzene	ND		ug/L	0.20	0.50	1	EPA 8260C	10/31/2013 14:30	11/01/2013 06:20	BK
103-65-1	n-Propylbenzene	ND		ug/L	0.20	0.50	1	EPA 8260C	10/31/2013 14:30	11/01/2013 06:20	BK
95-47-6	o-Xylene	ND		ug/L	0.20	0.50	1	EPA 8260C	10/31/2013 14:30	11/01/2013 06:20	BK
179601-23-1	p- & m- Xylenes	ND		ug/L	0.50	1.0	1	EPA 8260C	10/31/2013 14:30	11/01/2013 06:20	BK
99-87-6	p-Isopropyltoluene	ND		ug/L	0.20	0.50	1	EPA 8260C	10/31/2013 14:30	11/01/2013 06:20	BK
135-98-8	sec-Butylbenzene	ND		ug/L	0.20	0.50	1	EPA 8260C	10/31/2013 14:30	11/01/2013 06:20	BK
100-42-5	Styrene	ND		ug/L	0.20	0.50	1	EPA 8260C	10/31/2013 14:30	11/01/2013 06:20	BK
98-06-6	tert-Butylbenzene	ND		ug/L	0.20	0.50	1	EPA 8260C	10/31/2013 14:30	11/01/2013 06:20	BK
127-18-4	Tetrachloroethylene	ND		ug/L	0.20	0.50	1	EPA 8260C	10/31/2013 14:30	11/01/2013 06:20	BK
108-88-3	Toluene	ND		ug/L	0.20	0.50	1	EPA 8260C	10/31/2013 14:30	11/01/2013 06:20	BK
156-60-5	trans-1,2-Dichloroethylene	ND		ug/L	0.20	0.50	1	EPA 8260C	10/31/2013 14:30	11/01/2013 06:20	BK
10061-02-6	trans-1,3-Dichloropropylene	ND		ug/L	0.20	0.50	1	EPA 8260C	10/31/2013 14:30	11/01/2013 06:20	BK
79-01-6	Trichloroethylene	ND		ug/L	0.20	0.50	1	EPA 8260C	10/31/2013 14:30	11/01/2013 06:20	BK
75-69-4	Trichlorofluoromethane	ND		ug/L	0.20	0.50	1	EPA 8260C	10/31/2013 14:30	11/01/2013 06:20	BK
75-01-4	Vinyl Chloride	ND		ug/L	0.50	0.50	1	EPA 8260C	10/31/2013 14:30	11/01/2013 06:20	BK
1330-20-7	Xylenes, Total	ND		ug/L	0.60	1.5	1	EPA 8260C	10/31/2013 14:30	11/01/2013 06:20	BK



Sample Information

Client Sample ID: WQ102413:1210NP2-10

York Sample ID: 13J0965-01

York Project (SDG) No.

Client Project ID

Matrix

Collection Date/Time

Date Received

13J0965

Rowe Industries

Water

October 24, 2013 12:10 pm

10/25/2013

Volatile Organics, 8260 List - Low Level

Log-in Notes:

Sample Notes:

Sample Prepared by Method: EPA 5030B

CAS No.	Parameter	Result	Flag	Units	MDL	RL	Dilution	Reference Method	Date/Time Prepared	Date/Time Analyzed	Analyst
Surrogate Recoveries		Result	Acceptance Range								
17060-07-0	Surrogate: 1,2-Dichloroethane-d4	87.8 %			79	133					
460-00-4	Surrogate: p-Bromofluorobenzene	100 %			65	133					
2037-26-5	Surrogate: Toluene-d8	102 %			80	123					

Iron by EPA 200.7

Log-in Notes:

Sample Notes:

Sample Prepared by Method: EPA 3010A

CAS No.	Parameter	Result	Flag	Units	MDL	RL	Dilution	Reference Method	Date/Time Prepared	Date/Time Analyzed	Analyst
7439-89-6	Iron	16.2		mg/L	0.0146	0.0200	1	EPA 200.7	10/28/2013 14:33	10/28/2013 19:12	MW

Iron, Dissolved by EPA 6010

Log-in Notes:

Sample Notes:

Sample Prepared by Method: EPA 3010A

CAS No.	Parameter	Result	Flag	Units	MDL	RL	Dilution	Reference Method	Date/Time Prepared	Date/Time Analyzed	Analyst
7439-89-6	Iron	0.0355		mg/L	0.0200	0.0200	1	EPA 6010C	10/28/2013 14:26	10/28/2013 17:07	MW


Total Dissolved Solids

Log-in Notes:

Sample Notes:

Sample Prepared by Method: % Solids Prep

CAS No.	Parameter	Result	Flag	Units	MDL	RL	Dilution	Reference Method	Date/Time Prepared	Date/Time Analyzed	Analyst
	Total Dissolved Solids	126		mg/L	1.00	1.00	1	SM 2540C	10/31/2013 16:00	10/31/2013 16:00	BGS



Analytical Batch Summary

Batch ID: BJ31288

Preparation Method: EPA 3010A

Prepared By: MW

YORK Sample ID	Client Sample ID	Preparation Date
13J0964-01	WQ102413:1200NP2-6	10/28/13
13J0964-02	WQ102413:1205NP2-7	10/28/13
13J0965-01	WQ102413:1210NP2-10	10/28/13
BJ31288-BLK1	Blank	10/28/13
BJ31288-DUP1	Duplicate	10/28/13
BJ31288-MS1	Matrix Spike	10/28/13
BJ31288-SRM1	Reference	10/28/13

Batch ID: BJ31289

Preparation Method: EPA 3010A

Prepared By: MW

YORK Sample ID	Client Sample ID	Preparation Date
13J0964-01	WQ102413:1200NP2-6	10/28/13
13J0964-02	WQ102413:1205NP2-7	10/28/13
13J0965-01	WQ102413:1210NP2-10	10/28/13
BJ31289-DUP1	Duplicate	10/28/13
BJ31289-MS1	Matrix Spike	10/28/13
BJ31289-SRM1	Reference	10/28/13

Batch ID: BJ31516

Preparation Method: % Solids Prep

Prepared By: BGS


YORK Sample ID	Client Sample ID	Preparation Date
13J0965-01	WQ102413:1210NP2-10	10/31/13
BJ31516-BLK1	Blank	10/31/13

Batch ID: BJ31526

Preparation Method: EPA 5030B

Prepared By: EKM

YORK Sample ID	Client Sample ID	Preparation Date
13J0964-01	WQ102413:1200NP2-6	10/31/13
13J0964-02	WQ102413:1205NP2-7	10/31/13
13J0965-01	WQ102413:1210NP2-10	10/31/13
BJ31526-BLK1	Blank	10/31/13
BJ31526-BS1	LCS	10/31/13
BJ31526-BSD1	LCS Dup	10/31/13



Volatile Organic Compounds by GC/MS - Quality Control Data

York Analytical Laboratories, Inc.


Analyte	Result	Reporting Limit	Units	Spike Level	Source* Result	%REC	%REC Limits	Flag	RPD	RPD Limit	Flag
---------	--------	-----------------	-------	-------------	----------------	------	-------------	------	-----	-----------	------

Batch BJ31526 - EPA 5030B

Blank (BJ31526-BLK1)

Prepared: 10/31/2013 Analyzed: 11/01/2013

1,1,1,2-Tetrachloroethane	ND	0.50	ug/L								
1,1,1-Trichloroethane	ND	0.50	"								
1,1,2,2-Tetrachloroethane	ND	0.50	"								
1,1,2-Trichloro-1,2,2-trifluoroethane (Freon 113)	ND	0.50	"								
1,1,2-Trichloroethane	ND	0.50	"								
1,1-Dichloroethane	ND	0.50	"								
1,1-Dichloroethylene	ND	0.50	"								
1,1-Dichloropropylene	ND	0.50	"								
1,2,3-Trichlorobenzene	ND	0.50	"								
1,2,3-Trichloropropane	ND	0.50	"								
1,2,4-Trichlorobenzene	ND	0.50	"								
1,2,4-Trimethylbenzene	ND	0.50	"								
1,2-Dibromo-3-chloropropane	ND	0.50	"								
1,2-Dibromoethane	ND	0.50	"								
1,2-Dichlorobenzene	ND	0.50	"								
1,2-Dichloroethane	ND	0.50	"								
1,2-Dichloropropane	ND	0.50	"								
1,3,5-Trimethylbenzene	ND	0.50	"								
1,3-Dichlorobenzene	ND	0.50	"								
1,3-Dichloropropane	ND	0.50	"								
1,4-Dichlorobenzene	ND	0.50	"								
2,2-Dichloropropane	ND	0.50	"								
2-Chlorotoluene	ND	0.50	"								
2-Hexanone	ND	0.50	"								
4-Chlorotoluene	ND	0.50	"								
Acetone	ND	2.0	"								
Benzene	ND	0.50	"								
Bromobenzene	ND	0.50	"								
Bromochloromethane	ND	0.50	"								
Bromodichloromethane	ND	0.50	"								
Bromoform	ND	0.50	"								
Bromomethane	0.26	0.50	"								
Carbon tetrachloride	ND	0.50	"								
Chlorobenzene	ND	0.50	"								
Chloroethane	ND	0.50	"								
Chloroform	ND	0.50	"								
Chloromethane	ND	0.50	"								
cis-1,2-Dichloroethylene	ND	0.50	"								
cis-1,3-Dichloropropylene	ND	0.50	"								
Dibromochloromethane	ND	0.50	"								
Dibromomethane	ND	0.50	"								
Dichlorodifluoromethane	ND	0.50	"								
Ethyl Benzene	ND	0.50	"								
Hexachlorobutadiene	ND	0.50	"								
Isopropylbenzene	ND	0.50	"								
Methyl tert-butyl ether (MTBE)	ND	0.50	"								
Methylene chloride	ND	2.0	"								
Naphthalene	ND	2.0	"								
n-Butylbenzene	ND	0.50	"								
n-Propylbenzene	ND	0.50	"								
o-Xylene	ND	0.50	"								



Volatile Organic Compounds by GC/MS - Quality Control Data

York Analytical Laboratories, Inc.

Analyte	Result	Reporting Limit	Units	Spike Level	Source* Result	%REC	%REC Limits	Flag	RPD	RPD Limit	Flag
---------	--------	-----------------	-------	-------------	----------------	------	-------------	------	-----	-----------	------

Batch BJ31526 - EPA 5030B

Blank (BJ31526-BLK1)

Prepared: 10/31/2013 Analyzed: 11/01/2013

p- & m- Xylenes	ND	1.0	ug/L								
p-Isopropyltoluene	ND	0.50	"								
sec-Butylbenzene	ND	0.50	"								
Styrene	ND	0.50	"								
tert-Butylbenzene	ND	0.50	"								
Tetrachloroethylene	ND	0.50	"								
Toluene	ND	0.50	"								
trans-1,2-Dichloroethylene	ND	0.50	"								
trans-1,3-Dichloropropylene	ND	0.50	"								
Trichloroethylene	ND	0.50	"								
Trichlorofluoromethane	ND	0.50	"								
Vinyl Chloride	ND	0.50	"								
Xylenes, Total	ND	1.5	"								
Surrogate: 1,2-Dichloroethane-d4	11.1		"	10.0		111	79-133				
Surrogate: p-Bromofluorobenzene	10.3		"	10.0		103	65-133				
Surrogate: Toluene-d8	10.4		"	10.0		104	80-123				

LCS (BJ31526-BS1)

Prepared: 10/31/2013 Analyzed: 11/01/2013

1,1,1,2-Tetrachloroethane	9.63		ug/L	10.0		96.3	84-127				
1,1,1-Trichloroethane	10.2		"	10.0		102	80-131				
1,1,2,2-Tetrachloroethane	10.8		"	10.0		108	76-120				
1,1,2-Trichloro-1,2,2-trifluoroethane (Freon 113)	9.21		"	10.0		92.1	70-133				
1,1,2-Trichloroethane	10.2		"	10.0		102	73-124				
1,1-Dichloroethane	5.03		"	10.0		50.3	79-123	Low Bias			
1,1-Dichloroethylene	7.95		"	10.0		79.5	71-123				
1,1-Dichloropropylene	9.64		"	10.0		96.4	73-117				
1,2,3-Trichlorobenzene	10.9		"	10.0		109	78-117				
1,2,3-Trichloropropane	11.0		"	10.0		110	68-119				
1,2,4-Trichlorobenzene	10.2		"	10.0		102	78-117				
1,2,4-Trimethylbenzene	10.0		"	10.0		100	68-134				
1,2-Dibromo-3-chloropropane	9.88		"	10.0		98.8	73-129				
1,2-Dibromoethane	10.2		"	10.0		102	73-139				
1,2-Dichlorobenzene	9.47		"	10.0		94.7	83-110				
1,2-Dichloroethane	10.1		"	10.0		101	81-120				
1,2-Dichloropropane	10.3		"	10.0		103	76-120				
1,3,5-Trimethylbenzene	10.4		"	10.0		104	74-121				
1,3-Dichlorobenzene	9.67		"	10.0		96.7	82-112				
1,3-Dichloropropane	10.1		"	10.0		101	77-122				
1,4-Dichlorobenzene	9.86		"	10.0		98.6	83-110				
2,2-Dichloropropane	10.7		"	10.0		107	50-163				
2-Chlorotoluene	9.99		"	10.0		99.9	74-115				
2-Hexanone	9.79		"	10.0		97.9	65-130				
4-Chlorotoluene	10.2		"	10.0		102	77-119				
Acetone	3.60		"	10.0		36.0	54-129	Low Bias			
Benzene	9.85		"	10.0		98.5	77-122				
Bromobenzene	10.6		"	10.0		106	76-114				
Bromochloromethane	10.8		"	10.0		108	73-125				
Bromodichloromethane	10.2		"	10.0		102	83-120				
Bromoform	10.7		"	10.0		107	72-139				
Bromomethane	9.42		"	10.0		94.2	52-128				
Carbon tetrachloride	9.80		"	10.0		98.0	66-152				
Chlorobenzene	9.68		"	10.0		96.8	85-113				



Volatile Organic Compounds by GC/MS - Quality Control Data
York Analytical Laboratories, Inc.


Analyte	Result	Reporting	Spike	Source*	%REC	%REC	Limits	Flag	RPD	
		Limit							Units	Level

Batch BJ31526 - EPA 5030B

LCS (BJ31526-BS1)

Prepared: 10/31/2013 Analyzed: 11/01/2013


Chloroethane	8.11		ug/L	10.0		81.1	60-124			
Chloroform	10.8		"	10.0		108	82-119			
Chloromethane	5.65		"	10.0		56.5	42-126			
cis-1,2-Dichloroethylene	9.80		"	10.0		98.0	79-116			
cis-1,3-Dichloropropylene	10.9		"	10.0		109	85-134			
Dibromochloromethane	10.3		"	10.0		103	74-151			
Dibromomethane	10.6		"	10.0		106	74-128			
Dichlorodifluoromethane	1.66		"	10.0		16.6	10-146			
Ethyl Benzene	10.1		"	10.0		101	85-125			
Hexachlorobutadiene	10.7		"	10.0		107	69-131			
Isopropylbenzene	10.1		"	10.0		101	71-128			
Methyl tert-butyl ether (MTBE)	8.07		"	10.0		80.7	51-134			
Methylene chloride	5.07		"	10.0		50.7	76-122	Low Bias		
Naphthalene	10.8		"	10.0		108	72-127			
n-Butylbenzene	10.0		"	10.0		100	69-127			
n-Propylbenzene	10.1		"	10.0		101	70-129			
o-Xylene	9.73		"	10.0		97.3	83-117			
p- & m- Xylenes	19.5		"	20.0		97.5	80-126			
p-Isopropyltoluene	10.2		"	10.0		102	74-130			
sec-Butylbenzene	10.1		"	10.0		101	72-132			
Styrene	9.98		"	10.0		99.8	62-160			
tert-Butylbenzene	10.3		"	10.0		103	75-129			
Tetrachloroethylene	9.36		"	10.0		93.6	67-118			
Toluene	9.77		"	10.0		97.7	82-118			
trans-1,2-Dichloroethylene	6.89		"	10.0		68.9	76-119	Low Bias		
trans-1,3-Dichloropropylene	10.2		"	10.0		102	80-137			
Trichloroethylene	9.70		"	10.0		97.0	71-122			
Trichlorofluoromethane	7.70		"	10.0		77.0	67-130			
Vinyl Chloride	7.08		"	10.0		70.8	49-125			
<i>Surrogate: 1,2-Dichloroethane-d4</i>	<i>9.94</i>		<i>"</i>	<i>10.0</i>		<i>99.4</i>	<i>79-133</i>			
<i>Surrogate: p-Bromofluorobenzene</i>	<i>10.3</i>		<i>"</i>	<i>10.0</i>		<i>103</i>	<i>65-133</i>			
<i>Surrogate: Toluene-d8</i>	<i>10.2</i>		<i>"</i>	<i>10.0</i>		<i>102</i>	<i>80-123</i>			



Volatile Organic Compounds by GC/MS - Quality Control Data

York Analytical Laboratories, Inc.

Analyte	Result	Reporting	Spike	Source*	%REC	%REC	Limits	Flag	RPD	
		Limit							Units	Level
Batch BJ31526 - EPA 5030B										
LCS Dup (BJ31526-BSD1)										
Prepared: 10/31/2013 Analyzed: 11/01/2013										
1,1,1,2-Tetrachloroethane	10.3		ug/L	10.0	103	84-127			6.92	30
1,1,1-Trichloroethane	8.96		"	10.0	89.6	80-131			13.0	30
1,1,2,2-Tetrachloroethane	11.6		"	10.0	116	76-120			6.99	30
1,1,2-Trichloro-1,2,2-trifluoroethane (Freon 113)	7.74		"	10.0	77.4	70-133			17.3	30
1,1,2-Trichloroethane	11.0		"	10.0	110	73-124			7.34	30
1,1-Dichloroethane	4.02		"	10.0	40.2	79-123	Low Bias		22.3	30
1,1-Dichloroethylene	6.52		"	10.0	65.2	71-123	Low Bias		19.8	30
1,1-Dichloropropylene	4.98		"	10.0	49.8	73-117	Low Bias		63.7	30 Non-dir.
1,2,3-Trichlorobenzene	10.3		"	10.0	103	78-117			5.39	30
1,2,3-Trichloropropane	11.8		"	10.0	118	68-119			7.09	30
1,2,4-Trichlorobenzene	10.5		"	10.0	105	78-117			3.01	30
1,2,4-Trimethylbenzene	10.2		"	10.0	102	68-134			1.68	30
1,2-Dibromo-3-chloropropane	11.8		"	10.0	118	73-129			17.3	30
1,2-Dibromoethane	10.6		"	10.0	106	73-139			3.76	30
1,2-Dichlorobenzene	9.69		"	10.0	96.9	83-110			2.30	30
1,2-Dichloroethane	10.6		"	10.0	106	81-120			5.41	30
1,2-Dichloropropane	11.0		"	10.0	110	76-120			6.74	30
1,3,5-Trimethylbenzene	10.2		"	10.0	102	74-121			2.14	30
1,3-Dichlorobenzene	9.88		"	10.0	98.8	82-112			2.15	30
1,3-Dichloropropane	10.7		"	10.0	107	77-122			5.59	30
1,4-Dichlorobenzene	10.2		"	10.0	102	83-110			3.00	30
2,2-Dichloropropane	10.1		"	10.0	101	50-163			5.47	30
2-Chlorotoluene	10.3		"	10.0	103	74-115			3.44	30
2-Hexanone	11.1		"	10.0	111	65-130			12.6	30
4-Chlorotoluene	10.2		"	10.0	102	77-119			0.00	30
Acetone	2.60		"	10.0	26.0	54-129	Low Bias		32.3	30 Non-dir.
Benzene	3.10		"	10.0	31.0	77-122	Low Bias		104	30 Non-dir.
Bromobenzene	10.4		"	10.0	104	76-114			1.52	30
Bromochloromethane	2.42		"	10.0	24.2	73-125	Low Bias		127	30 Non-dir.
Bromodichloromethane	10.6		"	10.0	106	83-120			4.42	30
Bromoform	10.8		"	10.0	108	72-139			1.49	30
Bromomethane	7.25		"	10.0	72.5	52-128			26.0	30
Carbon tetrachloride	8.67		"	10.0	86.7	66-152			12.2	30
Chlorobenzene	9.91		"	10.0	99.1	85-113			2.35	30
Chloroethane	6.87		"	10.0	68.7	60-124			16.6	30
Chloroform	6.33		"	10.0	63.3	82-119	Low Bias		52.2	30 Non-dir.
Chloromethane	4.37		"	10.0	43.7	42-126			25.5	30
cis-1,2-Dichloroethylene	2.31		"	10.0	23.1	79-116	Low Bias		124	30 Non-dir.
cis-1,3-Dichloropropylene	11.7		"	10.0	117	85-134			6.63	30
Dibromochloromethane	10.2		"	10.0	102	74-151			0.879	30
Dibromomethane	10.7		"	10.0	107	74-128			1.03	30
Dichlorodifluoromethane	3.05		"	10.0	30.5	10-146			59.0	30 Non-dir.
Ethyl Benzene	10.3		"	10.0	103	85-125			2.65	30
Hexachlorobutadiene	10.8		"	10.0	108	69-131			1.02	30
Isopropylbenzene	10.1		"	10.0	101	71-128			0.199	30
Methyl tert-butyl ether (MTBE)	5.16		"	10.0	51.6	51-134			44.0	30 Non-dir.
Methylene chloride	2.48		"	10.0	24.8	76-122	Low Bias		68.6	30 Non-dir.
Naphthalene	10.8		"	10.0	108	72-127			0.277	30
n-Butylbenzene	10.4		"	10.0	104	69-127			3.14	30
n-Propylbenzene	10.3		"	10.0	103	70-129			2.25	30
o-Xylene	9.60		"	10.0	96.0	83-117			1.35	30



Volatile Organic Compounds by GC/MS - Quality Control Data
York Analytical Laboratories, Inc.

Analyte	Result	Reporting	Units	Spike Level	Source*	%REC	%REC Limits	Flag	RPD	
		Limit			Result				RPD	Limit

Batch BJ31526 - EPA 5030B

LCS Dup (BJ31526-BSD1)


Prepared: 10/31/2013 Analyzed: 11/01/2013

p- & m- Xylenes	20.0		ug/L	20.0		100	80-126		2.48	30	
p-Isopropyltoluene	10.5		"	10.0		105	74-130		2.71	30	
sec-Butylbenzene	10.2		"	10.0		102	72-132		1.08	30	
Styrene	9.87		"	10.0		98.7	62-160		1.11	30	
tert-Butylbenzene	10.2		"	10.0		102	75-129		1.46	30	
Tetrachloroethylene	9.62		"	10.0		96.2	67-118		2.74	30	
Toluene	10.0		"	10.0		100	82-118		2.33	30	
trans-1,2-Dichloroethylene	3.96		"	10.0		39.6	76-119	Low Bias	54.0	30	Non-dir.
trans-1,3-Dichloropropylene	11.1		"	10.0		111	80-137		7.89	30	
Trichloroethylene	10.7		"	10.0		107	71-122		9.80	30	
Trichlorofluoromethane	7.07		"	10.0		70.7	67-130		8.53	30	
Vinyl Chloride	6.08		"	10.0		60.8	49-125		15.2	30	
<i>Surrogate: 1,2-Dichloroethane-d4</i>	<i>11.2</i>		<i>"</i>	<i>10.0</i>		<i>112</i>	<i>79-133</i>				
<i>Surrogate: p-Bromofluorobenzene</i>	<i>9.79</i>		<i>"</i>	<i>10.0</i>		<i>97.9</i>	<i>65-133</i>				
<i>Surrogate: Toluene-d8</i>	<i>10.4</i>		<i>"</i>	<i>10.0</i>		<i>104</i>	<i>80-123</i>				



Metals by ICP - Quality Control Data
York Analytical Laboratories, Inc.

Analyte	Result	Reporting Limit	Units	Spike Level	Source* Result	%REC	%REC Limits	Flag	RPD	RPD Limit	Flag
Batch BJ31288 - EPA 3010A											
Blank (BJ31288-BLK1)										Prepared & Analyzed: 10/28/2013	
Iron - Dissolved	ND	0.0200	mg/L								
Duplicate (BJ31288-DUP1)										*Source sample: 13J0965-01 (WQ102413:1210NP2-10) Prepared & Analyzed: 10/28/2013	
Iron - Dissolved	0.0357	0.0200	mg/L		0.0355				0.731	20	
Matrix Spike (BJ31288-MS1)										*Source sample: 13J0965-01 (WQ102413:1210NP2-10) Prepared & Analyzed: 10/28/2013	
Iron - Dissolved	1.11	0.0200	mg/L	1.00	0.0355	107	75-125				
Reference (BJ31288-SRM1)										Prepared & Analyzed: 10/28/2013	
Iron - Dissolved	1.39	0.0200	mg/L	1.39		99.7	88.4-113				
Batch BJ31289 - EPA 3010A											
Duplicate (BJ31289-DUP1)										*Source sample: 13J0965-01 (WQ102413:1210NP2-10) Prepared & Analyzed: 10/28/2013	
Iron	16.1	0.0200	mg/L		16.2				0.644	20	
Matrix Spike (BJ31289-MS1)										*Source sample: 13J0965-01 (WQ102413:1210NP2-10) Prepared & Analyzed: 10/28/2013	
Iron	17.3	0.0200	mg/L	1.00	16.2	111	75-125				
Reference (BJ31289-SRM1)										Prepared & Analyzed: 10/28/2013	
Iron	1.38	0.0200	mg/L	1.39		99.1	88.4-113				



Miscellaneous Physical Parameters - Quality Control Data

York Analytical Laboratories, Inc.


Analyte	Result	Reporting Limit	Units	Spike Level	Source* Result	%REC	%REC Limits	Flag	RPD	RPD Limit	Flag
---------	--------	-----------------	-------	-------------	----------------	------	-------------	------	-----	-----------	------

Batch BJ31516 - % Solids Prep

Blank (BJ31516-BLK1)

Prepared & Analyzed: 10/31/2013

Total Dissolved Solids	ND	1.00	mg/L								
------------------------	----	------	------	--	--	--	--	--	--	--	--



Volatile Analysis Sample Containers

Lab ID	Client Sample ID	Volatile Sample Container
13J0964-01	WQ102413:1200NP2-6	40mL Clear Vial (pre-pres.) HCl; Cool to 4° C
13J0964-02	WQ102413:1205NP2-7	40mL Clear Vial (pre-pres.) HCl; Cool to 4° C
13J0965-01	WQ102413:1210NP2-10	40mL Clear Vial (pre-pres.) HCl; Cool to 4° C

Notes and Definitions

- QL-03 This LCS analyte recovered outside of acceptance limits. The LCS contains approximately 70 compounds, a limited number of which may be outside acceptance windows.
- QL-02 This LCS analyte is outside Laboratory Recovery limits due the analyte behavior using the referenced method. The reference method has certain limitations with respect to analytes of this nature.
- J Detected below the Reporting Limit but greater than or equal to the Method Detection Limit (MDL/LOD) or in the case of a TIC, the result is an estimated concentration.
- B Analyte is found in the associated analysis batch blank. For volatiles, methylene chloride and acetone are common lab contaminants. Data users should consider anything <10x the blank value as artifact.

ND Analyte NOT DETECTED at the stated Reporting Limit (RL) or above.

RL REPORTING LIMIT - the minimum reportable value based upon the lowest point in the analyte calibration curve.

MDL METHOD DETECTION LIMIT - the minimum concentration that can be measured and reported with a 99% confidence that the concentration is greater than zero. If requested or required, a value reported below the RL and above the MDL is considered estimated and is noted with a "J" flag.

NR Not reported

RPD Relative Percent Difference

Wet The data has been reported on an as-received (wet weight) basis

Low Bias Low Bias flag indicates that the recovery of the flagged analyte is below the laboratory or regulatory lower control limit. The data user should take note that this analyte may be biased low but should evaluate multiple lines of evidence including the LCS and site-specific MS/MSD data to draw bias conclusions. In cases where no site-specific MS/MSD was requested, only the LCS data can be used to evaluate such bias.

High Bias High Bias flag indicates that the recovery of the flagged analyte is above the laboratory or regulatory upper control limit. The data user should take note that this analyte may be biased high but should evaluate multiple lines of evidence including the LCS and site-specific MS/MSD data to draw bias conclusions. In cases where no site-specific MS/MSD was requested, only the LCS data can be used to evaluate such bias.

Non-Dir. Non-dir. flag (Non-Directional Bias) indicates that the Relative Percent Difference (RPD) (a measure of precision) among the MS and MSD data is outside the laboratory or regulatory control limit. This alerts the data user where the MS and MSD are from site-specific samples that the RPD is high due to either non-homogeneous distribution of target analyte between the MS/MSD or indicates poor reproducibility for other reasons.

If EPA SW-846 method 8270 is included herein it is noted that the target compound N-nitrosodiphenylamine (NDPA) decomposes in the gas chromatographic inlet and cannot be separated from diphenylamine (DPA). These results could actually represent 100% DPA, 100% NDPA or some combination of the two. For this reason, York reports the combined result for n-nitrosodiphenylamine and diphenylamine for either of these compounds as a combined concentration as Diphenylamine.

If Total PCBs are detected and the target aroclors reported are "Not detected", the Total PCB value is reported due to the presence of either or both Aroclors 1262 and 1268 which are non-target aroclors for some regulatory lists.

2-chloroethylvinyl ether readily breaks down under acidic conditions. Samples that are acid preserved, including standards will exhibit breakdown. The data user should take note.

Certification for pH is no longer offered by NYDOH ELAP.

Semi-Volatile and Volatile analyses are reported down to the MDL, with values between the MDL and the RL being "J" flagged as estimated results.

Field Chain-of-Custody Record

NOTE: York's Std. Terms & Conditions are listed on the back side of this document. This document serves as your written authorization to York to proceed with the analyses requested and your signature binds you to York's Std. Terms & Conditions.

York Project No. 13JO 964

YOUR Information		Report To:		Invoice To:		YOUR Project ID		Turn-Around Time		Report Type			
Company: <u>LBG</u>	Company: <u>Same</u>	Company: <u>Same</u>	Company: <u>Apwe Industries</u>	8260 fill	Volatiles	Semi-Vols	Metals	Full Lists	RUSH - Same Day <input type="checkbox"/>	Summary Report <u>X</u>	Summary w/ QA <u>pdf</u>		
Address: <u>4 Research Dr Suite 301 Shelton, CT 06484</u>	Address: _____	Address: _____	Address: _____	624	Site Spec	8082PCB	RCRA8	TCL Orgs	RUSH - Next Day <input type="checkbox"/>	Summary w/ QA <u>pdf</u>	CT RCP Package <input type="checkbox"/>		
Phone No: <u>203-929-8555</u>	Phone No: _____	Phone No: _____	Phone No: _____	STARS list	Nassau Co.	BN Only	PP13 list	TAL	RUSH - Two Day <input type="checkbox"/>	CT RCP Package <input type="checkbox"/>	CT RCP DQ/DUE Pkg <input type="checkbox"/>		
Contact Person: <u>Tunde Sander</u>	Attention: _____	Attention: _____	Attention: _____	BTEX	Suffolk Co.	Acids Only	CT 15 list	Full TCLP	RUSH - Three Day <input type="checkbox"/>	NY ASP A Package <input type="checkbox"/>	NY ASP B Package <input type="checkbox"/>		
E-Mail Address: <u>TSander@LBGCT.com</u>	E-Mail Address: _____	E-Mail Address: _____	E-Mail Address: _____	MTBE	Ketones	PAH list	TAGM list	Full App. IX	RUSH - Four Day <input type="checkbox"/>	NIDEP Red. Deliv. <input type="checkbox"/>	NIDEP Red. Deliv. <input type="checkbox"/>		
<p>Print Clearly and Legibly. All Information must be complete. Samples will NOT be logged in and the turn-around time clock will not begin until any questions by York are resolved.</p> <p>Matrix Codes</p> <p>S - soil Other - specify (oil, etc.) WW - wastewater GW - groundwater DW - drinking water Air-A - ambient air Air-SV - soil vapor</p>		<p>Volatiles</p> <p>8260 fill</p> <p>624</p> <p>STARS list</p> <p>BTEX</p> <p>MTBE</p> <p>TCL list</p> <p>Oxygenates</p> <p>TAGM list</p> <p>CT RCP list</p> <p>524.2</p> <p>Arom. only</p> <p>502.2</p> <p>Halog. only</p> <p>NIDEP list</p> <p>App. IX list</p> <p>SRLP & TCLP</p> <p>8021B list</p>		<p>Metals</p> <p>RCRA8</p> <p>PP13 list</p> <p>TAL</p> <p>CT 15 list</p> <p>TAGM list</p> <p>NIDEP list</p> <p>Total</p> <p>SRLP & TCLP</p> <p>Dissolved</p> <p>SRLP & TCLP</p> <p>Herb</p> <p>Chlordane</p> <p>App. IX</p> <p>TCLP BNA</p> <p>608 Pest</p> <p>SRLP & TCLP</p> <p>608 PCB</p>		<p>Misc. Org.</p> <p>TPH GRO</p> <p>TPH DRO</p> <p>CT ETPH</p> <p>NY 310-13</p> <p>TPH 1664</p> <p>Air TO14A</p> <p>Air TO15</p> <p>Air STARS</p> <p>SRLP & TCLP</p> <p>Air VPH</p> <p>LIST Below</p> <p>Hexlon</p>		<p>Full Lists</p> <p>Cerrosivity</p> <p>Reactivity</p> <p>Ignitability</p> <p>Flash Point</p> <p>Sieve Anal.</p> <p>Heteroatoms</p> <p>TOX</p> <p>BTUlb.</p> <p>Aqueous Tox</p> <p>NYCDEP</p> <p>Asbestos</p> <p>Silica</p>		<p>Standard (5-7 Days) <input checked="" type="checkbox"/></p>		<p>Simple Excel <u>X</u></p> <p>NYSEDEC EQUIS _____</p> <p>EQUIS (std) _____</p> <p>EZ-EDD (EQUIS) _____</p> <p>NIDEP SRP HazSite EDD _____</p> <p>GIS/KEY (std) _____</p> <p>Other _____</p> <p>York Regulatory Comparison _____</p> <p>Excel Spreadsheet _____</p> <p>Complete to the following Regs. (please fill in): _____</p>	
		<p>Samples Collected/Authorized By (Signature)</p> <p><u>STEPHEN MNAT</u></p> <p>Name (printed)</p>		<p>Choose Analyses Needed from the Menu Above and Enter Below</p> <p>Fe by EPA 200.7/F; Dissolved by EPA 6010 (SW 346-6010B) / VOCs, P260 LIST (EPA SW 345-8260b) plus from 113</p> <p>Fe by EPA 200.7/F; Dissolved by EPA 6010 (SW 346-6010B) / VOCs, P260 LIST (EPA SW 345-8260A) plus from 113 / TDS (GH 2540.c)</p>		<p>Container Description(s)</p> <p>3v 2P</p> <p>3v 2P</p> <p>3v 3P</p>							
<p>Sample Identification</p> <p>WR102413: 1200NP2-4</p> <p>WR102413: 1205NP2-7</p> <p>WR102413: 1210NP2-10</p>		<p>Date Sampled</p> <p>10/24/13 1200</p> <p>1205</p> <p>1210</p>		<p>Sample Matrix</p> <p>GW</p> <p>GW</p> <p>GW</p>		<p>Preservation</p> <p>4°C <input checked="" type="checkbox"/> Frozen _____</p> <p>HCl _____</p> <p>MnOH _____</p> <p>Ascorbic Acid _____</p> <p>ZnAc _____</p> <p>HNO₃ <input checked="" type="checkbox"/> H₂SO₄ _____ NaOH _____</p>		<p>Comments</p> <p>Kathleen Alexander 10/25/13 1215 TC 4/4/13 10/25/13 1215</p> <p>Samples Relinquished By _____ Date/Time _____</p> <p>Samples Received By _____ Date/Time _____</p> <p>Samples Relinquished By _____ Date/Time _____</p> <p>Samples Received in Lab by _____ Date/Time _____</p>		<p>Temperature on Receipt</p> <p>3.8 °C</p>			

YORK

ANALYTICAL LABORATORIES, INC.
 120 RESEARCH DR. STRATFORD, CT 06615
 (203) 325-1371 FAX (203) 357-0166

Field Chain-of-Custody Record

Page 1 of 1

NOTE: York's Std. Terms & Conditions are listed on the back side of this document. This document serves as your written authorization to York to proceed with the analyses requested and your signature binds you to York's Std. Terms & Conditions.

York Project No. 1350965

YOUR Information Company: <u>LB6</u> Address: <u>4 Research Dr. Suite 301</u> <u>Shelton, CT 06484</u> Phone No: <u>203-929-8555</u> Contact Person: <u>Jonde Sandoz</u> E-Mail Address: <u>JSandoz@LB6CT.com</u>		Report To: Company: <u>Same</u> Address: _____ Phone No: _____ Attention: _____ E-Mail Address: _____		Invoice To: Company: <u>Same</u> Address: _____ Phone No: _____ Attention: _____ E-Mail Address: _____		YOUR Project ID <u>Rowe Industries</u> Purchase Order No. <u>NAB5AG</u>		Turn-Around Time <input type="checkbox"/> RUSH - Same Day <input type="checkbox"/> RUSH - Next Day <input type="checkbox"/> RUSH - Two Day <input type="checkbox"/> RUSH - Three Day <input type="checkbox"/> RUSH - Four Day <input checked="" type="checkbox"/> Standard (5-7 Days)		Report Type <input checked="" type="checkbox"/> Summary Report <input type="checkbox"/> Summary w/ QA Summary <input type="checkbox"/> CT RCP Package <input type="checkbox"/> CTRCP DQADUE Pkg <input type="checkbox"/> NY ASP A Package <input type="checkbox"/> NY ASP B Package <input type="checkbox"/> NJDEP Red. Deliv. <input type="checkbox"/> Electronic Data Deliverables (EDDI)	
--	--	---	--	--	--	---	--	--	--	--	--

Matrix Codes

S - soil
 Other - specify (oil, etc.)
 WW - wastewater
 GW - groundwater
 DW - drinking water
 Air-A - ambient air
 Air-SV - soil vapor

Volatiles
 8260 full
 TICs
 624
 Site Spec
 STARS list
 Nassau Co.
 Suffolk Co.
 BTEX
 MTBE
 Ketones
 TAGM list
 CT RCP list
 TCLP list
 Arom. only
 502.2
 Halog. only
 NJDEP list
 App. IX list
 SFLP or TCLP
 8021B list

Semi-Vols. / Pest Control
 8082 PCB
 8081 Pest
 815 Herb
 CT RCP
 App. IX
 Site Spec.
 SFLP or TCLP
 Total
 Dissolved
 SFLP or TCLP
 Herb
 Chloridane
 App. IX
 TCEP BNA
 SFLP or TCLP
 608 PCB

Metals
 CRCA8
 PP13 list
 TAL
 CT15 list
 TAGM list
 NJDEP list
 Total
 Dissolved
 SFLP or TCLP
 Air VPH
 Ind. Metals
 Air TICs
 LIST below
 Methane
 Hydrob.


Misc. Org.
 TPH GRO
 TPH DRO
 CT EIPH
 NY 310-13
 TPH 1664
 Air TO14A
 Air TO15
 Air STARS
 Air VPH
 Air TICs
 Methane
 Hydrob.

Full Lists
 Pri. Poll.
 TCL Opqns
 TAL-Metals
 Full TCLP
 Full App. IX
 Pri 360-Pestic
 Pri 360-Debris
 Air TO15
 Air STARS
 SFLP or TCLP
 Herb
 Chloridane
 App. IX
 TCEP BNA
 SFLP or TCLP
 608 PCB

Misc.
 Cerenosity
 Reactivity
 Ignitability
 Flash Point
 Sieve Anal.
 Heterocyclics
 TOX
 BTUlb.
 Aquatic Tox.
 NYCLP Score
 TOC
 NYSDCC Score
 Asbestos
 Silica

Simple Excel
 NYSDEC EQulS _____
 EQulS (std) _____
 EZ-EDD (EQulS) _____
 NJDEP SRP HazSite EDD _____
 GIS/KEY (std) _____
 Other _____
 York Regulatory Comparison
 Excel Spreadsheet _____
 Compare to the following Regs. (please fill in): _____

Sample Identification	Date Sampled	Sample Matrix	Choose Analyses Needed from the Menu Above and Enter Below	Container Description(s)
WR102413: 1200NP2-6	10/24/13 1200	GW	Fe by EPA 800.71 Fe, Dissolved by EPA 8010 (SW 846-6010) / VOCs, P260 List (EPA SW 845-8260b) plus from 113	3v 2P
WR102413: 1205NP2-7	1205	GW	Fe by EPA 800.71 Fe, Dissolved by EPA 8010 (SW 846-6010) / VOCs, P260 List (EPA SW 845-8260b) plus from 113	3v 2P
WR102413: 1210NP2-10	1210	GW	Fe by EPA 800.71 Fe, Dissolved by EPA 8010 (SW 846-6010) / VOCs, P260 List (EPA SW 845-8260b) plus from 113	3v 3P
Preservation: <input checked="" type="checkbox"/> 4°C, <input type="checkbox"/> Frozen, <input type="checkbox"/> HCl, <input checked="" type="checkbox"/> MeOH, <input type="checkbox"/> HNO ₃ , <input type="checkbox"/> H ₂ SO ₄ , <input type="checkbox"/> NaOH <input type="checkbox"/> ZnAc, <input type="checkbox"/> Ascorbic Acid, <input type="checkbox"/> Other				
Special Instructions: <input type="checkbox"/> Field Filtered, <input type="checkbox"/> Lab to Filter				
Comments: <u>Kathrine Newsham 10/25/13 1215 TC 4pb</u> Samples Relinquished By: <u>K. Newsham</u> Date/Time: <u>10/25/13-1720</u> Samples Received in LAB by: <u>K. Newsham</u> Date/Time: <u>10/25/13-1720</u> Temperature on Receipt: <u>3.8 °C</u>				



Technical Report

prepared for:

Leggette Brashears & Graham Shelton Office
4 Research Drive, Suite 301
Shelton CT, 06484
Attention: Tunde Komuves-Sandor

Report Date: 12/09/2013
Client Project ID: Rowe Industries
York Project (SDG) No.: 13J1154

Revision No. 1.0

CT Cert. No. PH-0723

New Jersey Cert. No. CT-005



New York Cert. No. 10854

PA Cert. No. 68-04440

Table of Contents

Introduction and Sample Cross Reference	3
General Notes Relating to this Report	3
Sample Results	4
WQ102813:1100NP2-6	4
Volatile Organic Compounds by GC/MS	4
Metals by ICP	6
WQ102813:1105NP2-7	6
Volatile Organic Compounds by GC/MS	6
Metals by ICP	9
WQ102813:1110NP2-10	9
Volatile Organic Compounds by GC/MS	9
Metals by ICP	11
Miscellaneous Physical Parameters	12
Quality Batch Summary	13
QA/QC Summary Data	14
Volatile Organic Compounds by GC/MS EPA 8260C	14
Metals by ICP EPA 6010C	19
Miscellaneous Physical Parameters SM 2540C	20
Notes and Specific Data Flags	21
Chain-of-Custody	22
Chain-of-Custody	23

Report Date: 12/09/2013
 Client Project ID: Rowe Industries
 York Project (SDG) No.: 13J1154

Leggette Brashears & Graham Shelton Office
 4 Research Drive, Suite 301
 Shelton CT, 06484
 Attention: Tunde Komuves-Sandor

Purpose and Results

This report contains the analytical data for the sample(s) identified on the attached chain-of-custody received in our laboratory on October 31, 2013 and listed below. The project was identified as your project: **Rowe Industries**.

The analyses were conducted utilizing appropriate EPA, Standard Methods, and ASTM methods as detailed in the data summary tables.

All samples were received in proper condition meeting the customary acceptance requirements for environmental samples except those indicated under the Notes section of this report.

All analyses met the method and laboratory standard operating procedure requirements except as indicated by any data flags, the meaning of which are explained in the attachment to this report, and case narrative if applicable.

The results of the analyses, which are all reported on dry weight basis (soils) unless otherwise noted, are detailed in the following pages.

Please contact Client Services at 203.325.1371 with any questions regarding this report.

<u>York Sample ID</u>	<u>Client Sample ID</u>	<u>Matrix</u>	<u>Date Collected</u>	<u>Date Received</u>
13J1154-01	WQ102813:1100NP2-6	Water	10/28/2013	10/31/2013
13J1154-02	WQ102813:1105NP2-7	Water	10/28/2013	10/31/2013
13J1155-01	WQ102813:1110NP2-10	Water	10/28/2013	10/31/2013

General Notes for York Project (SDG) No.: 13J1154

1. The RLs and MDLs (Reporting Limit and Method Detection Limit respectively) reported are adjusted for any dilution necessary due to the levels of target and/or non-target analytes and matrix interference. The RL(REPORTING LIMIT) is based upon the lowest standard utilized for the calibration where applicable.
2. Samples are retained for a period of thirty days after submittal of report, unless other arrangements are made.
3. York's liability for the above data is limited to the dollar value paid to York for the referenced project.
4. This report shall not be reproduced without the written approval of York Analytical Laboratories, Inc.
5. All samples were received in proper condition for analysis with proper documentation, unless otherwise noted.
6. All analyses conducted met method or Laboratory SOP requirements. See the Qualifiers and/or Narrative sections for further information.
7. It is noted that no analyses reported herein were subcontracted to another laboratory, unless noted in the report.
8. This report reflects results that relate only to the samples submitted on the attached chain-of-custody form(s) received by York.

Approved By:



Benjamin Gulizia
 Laboratory Director

Date: 12/09/2013





Sample Information

Client Sample ID: WQ102813:1100NP2-6

York Sample ID: 13J1154-01

York Project (SDG) No.
13J1154

Client Project ID
Rowe Industries

Matrix
Water

Collection Date/Time
October 28, 2013 11:00 am

Date Received
10/31/2013


Volatile Organics, 8260 List - Low Level

Log-in Notes:

Sample Notes:

Sample Prepared by Method: EPA 5030B

CAS No.	Parameter	Result	Flag	Units	MDL	RL	Dilution	Reference Method	Date/Time Prepared	Date/Time Analyzed	Analyst
630-20-6	1,1,1,2-Tetrachloroethane	ND		ug/L	0.20	0.50	1	EPA 8260C	11/07/2013 08:00	11/07/2013 11:52	SS
71-55-6	1,1,1-Trichloroethane	ND		ug/L	0.20	0.50	1	EPA 8260C	11/07/2013 08:00	11/07/2013 11:52	SS
79-34-5	1,1,2,2-Tetrachloroethane	ND		ug/L	0.20	0.50	1	EPA 8260C	11/07/2013 08:00	11/07/2013 11:52	SS
76-13-1	1,1,2-Trichloro-1,2,2-trifluoroethane (Freon 113)	ND		ug/L	0.20	0.50	1	EPA 8260C	11/07/2013 08:00	11/07/2013 11:52	SS
79-00-5	1,1,2-Trichloroethane	ND		ug/L	0.20	0.50	1	EPA 8260C	11/07/2013 08:00	11/07/2013 11:52	SS
75-34-3	1,1-Dichloroethane	ND		ug/L	0.20	0.50	1	EPA 8260C	11/07/2013 08:00	11/07/2013 11:52	SS
75-35-4	1,1-Dichloroethylene	ND		ug/L	0.20	0.50	1	EPA 8260C	11/07/2013 08:00	11/07/2013 11:52	SS
563-58-6	1,1-Dichloropropylene	ND		ug/L	0.20	0.50	1	EPA 8260C	11/07/2013 08:00	11/07/2013 11:52	SS
87-61-6	1,2,3-Trichlorobenzene	ND		ug/L	0.20	0.50	1	EPA 8260C	11/07/2013 08:00	11/07/2013 11:52	SS
96-18-4	1,2,3-Trichloropropane	ND		ug/L	0.20	0.50	1	EPA 8260C	11/07/2013 08:00	11/07/2013 11:52	SS
120-82-1	1,2,4-Trichlorobenzene	ND		ug/L	0.20	0.50	1	EPA 8260C	11/07/2013 08:00	11/07/2013 11:52	SS
95-63-6	1,2,4-Trimethylbenzene	ND		ug/L	0.20	0.50	1	EPA 8260C	11/07/2013 08:00	11/07/2013 11:52	SS
96-12-8	1,2-Dibromo-3-chloropropane	ND		ug/L	0.20	0.50	1	EPA 8260C	11/07/2013 08:00	11/07/2013 11:52	SS
106-93-4	1,2-Dibromoethane	ND		ug/L	0.20	0.50	1	EPA 8260C	11/07/2013 08:00	11/07/2013 11:52	SS
95-50-1	1,2-Dichlorobenzene	ND		ug/L	0.20	0.50	1	EPA 8260C	11/07/2013 08:00	11/07/2013 11:52	SS
107-06-2	1,2-Dichloroethane	ND		ug/L	0.20	0.50	1	EPA 8260C	11/07/2013 08:00	11/07/2013 11:52	SS
78-87-5	1,2-Dichloropropane	ND		ug/L	0.20	0.50	1	EPA 8260C	11/07/2013 08:00	11/07/2013 11:52	SS
108-67-8	1,3,5-Trimethylbenzene	ND		ug/L	0.20	0.50	1	EPA 8260C	11/07/2013 08:00	11/07/2013 11:52	SS
541-73-1	1,3-Dichlorobenzene	ND		ug/L	0.20	0.50	1	EPA 8260C	11/07/2013 08:00	11/07/2013 11:52	SS
142-28-9	1,3-Dichloropropane	ND		ug/L	0.20	0.50	1	EPA 8260C	11/07/2013 08:00	11/07/2013 11:52	SS
106-46-7	1,4-Dichlorobenzene	ND		ug/L	0.20	0.50	1	EPA 8260C	11/07/2013 08:00	11/07/2013 11:52	SS
594-20-7	2,2-Dichloropropane	ND		ug/L	0.20	0.50	1	EPA 8260C	11/07/2013 08:00	11/07/2013 11:52	SS
95-49-8	2-Chlorotoluene	ND		ug/L	0.20	0.50	1	EPA 8260C	11/07/2013 08:00	11/07/2013 11:52	SS
591-78-6	2-Hexanone	ND		ug/L	0.20	0.50	1	EPA 8260C	11/07/2013 08:00	11/07/2013 11:52	SS
106-43-4	4-Chlorotoluene	ND		ug/L	0.20	0.50	1	EPA 8260C	11/07/2013 08:00	11/07/2013 11:52	SS
67-64-1	Acetone	ND		ug/L	1.0	2.0	1	EPA 8260C	11/07/2013 08:00	11/07/2013 11:52	SS
71-43-2	Benzene	ND		ug/L	0.20	0.50	1	EPA 8260C	11/07/2013 08:00	11/07/2013 11:52	SS
108-86-1	Bromobenzene	ND		ug/L	0.20	0.50	1	EPA 8260C	11/07/2013 08:00	11/07/2013 11:52	SS
74-97-5	Bromochloromethane	ND		ug/L	0.20	0.50	1	EPA 8260C	11/07/2013 08:00	11/07/2013 11:52	SS
75-27-4	Bromodichloromethane	ND		ug/L	0.20	0.50	1	EPA 8260C	11/07/2013 08:00	11/07/2013 11:52	SS



Sample Information

Client Sample ID: WQ102813:1100NP2-6

York Sample ID: 13J1154-01

York Project (SDG) No.
Client Project ID
Matrix
Collection Date/Time
Date Received

13J1154

Rowe Industries

Water

October 28, 2013 11:00 am

10/31/2013

Volatile Organics, 8260 List - Low Level
Log-in Notes:
Sample Notes:

Sample Prepared by Method: EPA 5030B

CAS No.	Parameter	Result	Flag	Units	MDL	RL	Dilution	Reference Method	Date/Time Prepared	Date/Time Analyzed	Analyst
75-25-2	Bromoform	ND		ug/L	0.20	0.50	1	EPA 8260C	11/07/2013 08:00	11/07/2013 11:52	SS
74-83-9	Bromomethane	ND		ug/L	0.20	0.50	1	EPA 8260C	11/07/2013 08:00	11/07/2013 11:52	SS
56-23-5	Carbon tetrachloride	ND		ug/L	0.20	0.50	1	EPA 8260C	11/07/2013 08:00	11/07/2013 11:52	SS
108-90-7	Chlorobenzene	ND		ug/L	0.20	0.50	1	EPA 8260C	11/07/2013 08:00	11/07/2013 11:52	SS
75-00-3	Chloroethane	ND		ug/L	0.20	0.50	1	EPA 8260C	11/07/2013 08:00	11/07/2013 11:52	SS
67-66-3	Chloroform	ND		ug/L	0.20	0.50	1	EPA 8260C	11/07/2013 08:00	11/07/2013 11:52	SS
74-87-3	Chloromethane	ND		ug/L	0.20	0.50	1	EPA 8260C	11/07/2013 08:00	11/07/2013 11:52	SS
156-59-2	cis-1,2-Dichloroethylene	ND		ug/L	0.20	0.50	1	EPA 8260C	11/07/2013 08:00	11/07/2013 11:52	SS
10061-01-5	cis-1,3-Dichloropropylene	ND		ug/L	0.20	0.50	1	EPA 8260C	11/07/2013 08:00	11/07/2013 11:52	SS
124-48-1	Dibromochloromethane	ND		ug/L	0.20	0.50	1	EPA 8260C	11/07/2013 08:00	11/07/2013 11:52	SS
74-95-3	Dibromomethane	ND		ug/L	0.20	0.50	1	EPA 8260C	11/07/2013 08:00	11/07/2013 11:52	SS
75-71-8	Dichlorodifluoromethane	ND		ug/L	0.20	0.50	1	EPA 8260C	11/07/2013 08:00	11/07/2013 11:52	SS
100-41-4	Ethyl Benzene	ND		ug/L	0.20	0.50	1	EPA 8260C	11/07/2013 08:00	11/07/2013 11:52	SS
87-68-3	Hexachlorobutadiene	ND		ug/L	0.20	0.50	1	EPA 8260C	11/07/2013 08:00	11/07/2013 11:52	SS
98-82-8	Isopropylbenzene	ND		ug/L	0.20	0.50	1	EPA 8260C	11/07/2013 08:00	11/07/2013 11:52	SS
1634-04-4	Methyl tert-butyl ether (MTBE)	ND		ug/L	0.20	0.50	1	EPA 8260C	11/07/2013 08:00	11/07/2013 11:52	SS
75-09-2	Methylene chloride	ND		ug/L	1.0	2.0	1	EPA 8260C	11/07/2013 08:00	11/07/2013 11:52	SS
91-20-3	Naphthalene	ND		ug/L	1.0	2.0	1	EPA 8260C	11/07/2013 08:00	11/07/2013 11:52	SS
104-51-8	n-Butylbenzene	ND		ug/L	0.20	0.50	1	EPA 8260C	11/07/2013 08:00	11/07/2013 11:52	SS
103-65-1	n-Propylbenzene	ND		ug/L	0.20	0.50	1	EPA 8260C	11/07/2013 08:00	11/07/2013 11:52	SS
95-47-6	o-Xylene	ND		ug/L	0.20	0.50	1	EPA 8260C	11/07/2013 08:00	11/07/2013 11:52	SS
179601-23-1	p- & m- Xylenes	ND		ug/L	0.50	1.0	1	EPA 8260C	11/07/2013 08:00	11/07/2013 11:52	SS
99-87-6	p-Isopropyltoluene	ND		ug/L	0.20	0.50	1	EPA 8260C	11/07/2013 08:00	11/07/2013 11:52	SS
135-98-8	sec-Butylbenzene	ND		ug/L	0.20	0.50	1	EPA 8260C	11/07/2013 08:00	11/07/2013 11:52	SS
100-42-5	Styrene	ND		ug/L	0.20	0.50	1	EPA 8260C	11/07/2013 08:00	11/07/2013 11:52	SS
98-06-6	tert-Butylbenzene	ND		ug/L	0.20	0.50	1	EPA 8260C	11/07/2013 08:00	11/07/2013 11:52	SS
127-18-4	Tetrachloroethylene	ND		ug/L	0.20	0.50	1	EPA 8260C	11/07/2013 08:00	11/07/2013 11:52	SS
108-88-3	Toluene	ND		ug/L	0.20	0.50	1	EPA 8260C	11/07/2013 08:00	11/07/2013 11:52	SS
156-60-5	trans-1,2-Dichloroethylene	ND		ug/L	0.20	0.50	1	EPA 8260C	11/07/2013 08:00	11/07/2013 11:52	SS
10061-02-6	trans-1,3-Dichloropropylene	ND		ug/L	0.20	0.50	1	EPA 8260C	11/07/2013 08:00	11/07/2013 11:52	SS
79-01-6	Trichloroethylene	ND		ug/L	0.20	0.50	1	EPA 8260C	11/07/2013 08:00	11/07/2013 11:52	SS



Sample Information

Client Sample ID: WQ102813:1100NP2-6

York Sample ID: 13J1154-01

York Project (SDG) No.
13J1154

Client Project ID
Rowe Industries

Matrix
Water

Collection Date/Time
October 28, 2013 11:00 am

Date Received
10/31/2013

Volatile Organics, 8260 List - Low Level

Log-in Notes:

Sample Notes:

Sample Prepared by Method: EPA 5030B

CAS No.	Parameter	Result	Flag	Units	MDL	RL	Dilution	Reference Method	Date/Time Prepared	Date/Time Analyzed	Analyst
75-69-4	Trichlorofluoromethane	ND		ug/L	0.20	0.50	1	EPA 8260C	11/07/2013 08:00	11/07/2013 11:52	SS
75-01-4	Vinyl Chloride	ND		ug/L	0.50	0.50	1	EPA 8260C	11/07/2013 08:00	11/07/2013 11:52	SS
1330-20-7	Xylenes, Total	ND		ug/L	0.60	1.5	1	EPA 8260C	11/07/2013 08:00	11/07/2013 11:52	SS
Surrogate Recoveries		Result			Acceptance Range						
17060-07-0	Surrogate: 1,2-Dichloroethane-d4	90.1 %			79-133						
460-00-4	Surrogate: p-Bromofluorobenzene	97.0 %			65-133						
2037-26-5	Surrogate: Toluene-d8	97.1 %			80-123						

Iron by EPA 200.7

Log-in Notes:

Sample Notes:

Sample Prepared by Method: EPA 3010A

CAS No.	Parameter	Result	Flag	Units	MDL	RL	Dilution	Reference Method	Date/Time Prepared	Date/Time Analyzed	Analyst
7439-89-6	Iron	2.96		mg/L	0.0146	0.0200	1	EPA 200.7	11/01/2013 14:06	11/01/2013 18:03	MW

Iron, Dissolved by EPA 6010

Log-in Notes:

Sample Notes:

Sample Prepared by Method: EPA 3010A

CAS No.	Parameter	Result	Flag	Units	MDL	RL	Dilution	Reference Method	Date/Time Prepared	Date/Time Analyzed	Analyst
7439-89-6	Iron	0.0226		mg/L	0.0200	0.0200	1	EPA 6010C	11/01/2013 13:52	11/01/2013 16:29	MW

Sample Information

Client Sample ID: WQ102813:1105NP2-7

York Sample ID: 13J1154-02

York Project (SDG) No.
13J1154

Client Project ID
Rowe Industries

Matrix
Water

Collection Date/Time
October 28, 2013 11:05 am

Date Received
10/31/2013


Volatile Organics, 8260 List - Low Level

Log-in Notes:

Sample Notes:

Sample Prepared by Method: EPA 5030B

CAS No.	Parameter	Result	Flag	Units	MDL	RL	Dilution	Reference Method	Date/Time Prepared	Date/Time Analyzed	Analyst
630-20-6	1,1,1,2-Tetrachloroethane	ND		ug/L	0.20	0.50	1	EPA 8260C	11/07/2013 08:00	11/07/2013 12:30	SS
71-55-6	1,1,1-Trichloroethane	0.34	J	ug/L	0.20	0.50	1	EPA 8260C	11/07/2013 08:00	11/07/2013 12:30	SS
79-34-5	1,1,2,2-Tetrachloroethane	ND		ug/L	0.20	0.50	1	EPA 8260C	11/07/2013 08:00	11/07/2013 12:30	SS
76-13-1	1,1,2-Trichloro-1,2,2-trifluoroethane (Freon 113)	ND		ug/L	0.20	0.50	1	EPA 8260C	11/07/2013 08:00	11/07/2013 12:30	SS
79-00-5	1,1,2-Trichloroethane	ND		ug/L	0.20	0.50	1	EPA 8260C	11/07/2013 08:00	11/07/2013 12:30	SS
75-34-3	1,1-Dichloroethane	ND		ug/L	0.20	0.50	1	EPA 8260C	11/07/2013 08:00	11/07/2013 12:30	SS



Sample Information

Client Sample ID: WQ102813:1105NP2-7

York Sample ID: 13J1154-02

York Project (SDG) No.

13J1154

Client Project ID

Rowe Industries

Matrix

Water

Collection Date/Time

October 28, 2013 11:05 am

Date Received

10/31/2013


Volatile Organics, 8260 List - Low Level

Log-in Notes:

Sample Notes:

Sample Prepared by Method: EPA 5030B

CAS No.	Parameter	Result	Flag	Units	MDL	RL	Dilution	Reference Method	Date/Time Prepared	Date/Time Analyzed	Analyst
75-35-4	1,1-Dichloroethylene	ND		ug/L	0.20	0.50	1	EPA 8260C	11/07/2013 08:00	11/07/2013 12:30	SS
563-58-6	1,1-Dichloropropylene	ND		ug/L	0.20	0.50	1	EPA 8260C	11/07/2013 08:00	11/07/2013 12:30	SS
87-61-6	1,2,3-Trichlorobenzene	ND		ug/L	0.20	0.50	1	EPA 8260C	11/07/2013 08:00	11/07/2013 12:30	SS
96-18-4	1,2,3-Trichloropropane	ND		ug/L	0.20	0.50	1	EPA 8260C	11/07/2013 08:00	11/07/2013 12:30	SS
120-82-1	1,2,4-Trichlorobenzene	ND		ug/L	0.20	0.50	1	EPA 8260C	11/07/2013 08:00	11/07/2013 12:30	SS
95-63-6	1,2,4-Trimethylbenzene	ND		ug/L	0.20	0.50	1	EPA 8260C	11/07/2013 08:00	11/07/2013 12:30	SS
96-12-8	1,2-Dibromo-3-chloropropane	ND		ug/L	0.20	0.50	1	EPA 8260C	11/07/2013 08:00	11/07/2013 12:30	SS
106-93-4	1,2-Dibromoethane	ND		ug/L	0.20	0.50	1	EPA 8260C	11/07/2013 08:00	11/07/2013 12:30	SS
95-50-1	1,2-Dichlorobenzene	ND		ug/L	0.20	0.50	1	EPA 8260C	11/07/2013 08:00	11/07/2013 12:30	SS
107-06-2	1,2-Dichloroethane	ND		ug/L	0.20	0.50	1	EPA 8260C	11/07/2013 08:00	11/07/2013 12:30	SS
78-87-5	1,2-Dichloropropane	ND		ug/L	0.20	0.50	1	EPA 8260C	11/07/2013 08:00	11/07/2013 12:30	SS
108-67-8	1,3,5-Trimethylbenzene	ND		ug/L	0.20	0.50	1	EPA 8260C	11/07/2013 08:00	11/07/2013 12:30	SS
541-73-1	1,3-Dichlorobenzene	ND		ug/L	0.20	0.50	1	EPA 8260C	11/07/2013 08:00	11/07/2013 12:30	SS
142-28-9	1,3-Dichloropropane	ND		ug/L	0.20	0.50	1	EPA 8260C	11/07/2013 08:00	11/07/2013 12:30	SS
106-46-7	1,4-Dichlorobenzene	ND		ug/L	0.20	0.50	1	EPA 8260C	11/07/2013 08:00	11/07/2013 12:30	SS
594-20-7	2,2-Dichloropropane	ND		ug/L	0.20	0.50	1	EPA 8260C	11/07/2013 08:00	11/07/2013 12:30	SS
95-49-8	2-Chlorotoluene	ND		ug/L	0.20	0.50	1	EPA 8260C	11/07/2013 08:00	11/07/2013 12:30	SS
591-78-6	2-Hexanone	ND		ug/L	0.20	0.50	1	EPA 8260C	11/07/2013 08:00	11/07/2013 12:30	SS
106-43-4	4-Chlorotoluene	ND		ug/L	0.20	0.50	1	EPA 8260C	11/07/2013 08:00	11/07/2013 12:30	SS
67-64-1	Acetone	ND		ug/L	1.0	2.0	1	EPA 8260C	11/07/2013 08:00	11/07/2013 12:30	SS
71-43-2	Benzene	ND		ug/L	0.20	0.50	1	EPA 8260C	11/07/2013 08:00	11/07/2013 12:30	SS
108-86-1	Bromobenzene	ND		ug/L	0.20	0.50	1	EPA 8260C	11/07/2013 08:00	11/07/2013 12:30	SS
74-97-5	Bromochloromethane	ND		ug/L	0.20	0.50	1	EPA 8260C	11/07/2013 08:00	11/07/2013 12:30	SS
75-27-4	Bromodichloromethane	ND		ug/L	0.20	0.50	1	EPA 8260C	11/07/2013 08:00	11/07/2013 12:30	SS
75-25-2	Bromoform	ND		ug/L	0.20	0.50	1	EPA 8260C	11/07/2013 08:00	11/07/2013 12:30	SS
74-83-9	Bromomethane	ND		ug/L	0.20	0.50	1	EPA 8260C	11/07/2013 08:00	11/07/2013 12:30	SS
56-23-5	Carbon tetrachloride	ND		ug/L	0.20	0.50	1	EPA 8260C	11/07/2013 08:00	11/07/2013 12:30	SS
108-90-7	Chlorobenzene	ND		ug/L	0.20	0.50	1	EPA 8260C	11/07/2013 08:00	11/07/2013 12:30	SS
75-00-3	Chloroethane	ND		ug/L	0.20	0.50	1	EPA 8260C	11/07/2013 08:00	11/07/2013 12:30	SS
67-66-3	Chloroform	ND		ug/L	0.20	0.50	1	EPA 8260C	11/07/2013 08:00	11/07/2013 12:30	SS
74-87-3	Chloromethane	ND		ug/L	0.20	0.50	1	EPA 8260C	11/07/2013 08:00	11/07/2013 12:30	SS



Sample Information

Client Sample ID: WQ102813:1105NP2-7

York Sample ID: 13J1154-02

York Project (SDG) No.

13J1154

Client Project ID

Rowe Industries

Matrix

Water

Collection Date/Time

October 28, 2013 11:05 am

Date Received

10/31/2013

Volatile Organics, 8260 List - Low Level
Log-in Notes:
Sample Notes:

Sample Prepared by Method: EPA 5030B

CAS No.	Parameter	Result	Flag	Units	MDL	RL	Dilution	Reference Method	Date/Time Prepared	Date/Time Analyzed	Analyst
156-59-2	cis-1,2-Dichloroethylene	0.40	J	ug/L	0.20	0.50	1	EPA 8260C	11/07/2013 08:00	11/07/2013 12:30	SS
10061-01-5	cis-1,3-Dichloropropylene	ND		ug/L	0.20	0.50	1	EPA 8260C	11/07/2013 08:00	11/07/2013 12:30	SS
124-48-1	Dibromochloromethane	ND		ug/L	0.20	0.50	1	EPA 8260C	11/07/2013 08:00	11/07/2013 12:30	SS
74-95-3	Dibromomethane	ND		ug/L	0.20	0.50	1	EPA 8260C	11/07/2013 08:00	11/07/2013 12:30	SS
75-71-8	Dichlorodifluoromethane	ND		ug/L	0.20	0.50	1	EPA 8260C	11/07/2013 08:00	11/07/2013 12:30	SS
100-41-4	Ethyl Benzene	ND		ug/L	0.20	0.50	1	EPA 8260C	11/07/2013 08:00	11/07/2013 12:30	SS
87-68-3	Hexachlorobutadiene	ND		ug/L	0.20	0.50	1	EPA 8260C	11/07/2013 08:00	11/07/2013 12:30	SS
98-82-8	Isopropylbenzene	ND		ug/L	0.20	0.50	1	EPA 8260C	11/07/2013 08:00	11/07/2013 12:30	SS
1634-04-4	Methyl tert-butyl ether (MTBE)	ND		ug/L	0.20	0.50	1	EPA 8260C	11/07/2013 08:00	11/07/2013 12:30	SS
75-09-2	Methylene chloride	ND		ug/L	1.0	2.0	1	EPA 8260C	11/07/2013 08:00	11/07/2013 12:30	SS
91-20-3	Naphthalene	ND		ug/L	1.0	2.0	1	EPA 8260C	11/07/2013 08:00	11/07/2013 12:30	SS
104-51-8	n-Butylbenzene	ND		ug/L	0.20	0.50	1	EPA 8260C	11/07/2013 08:00	11/07/2013 12:30	SS
103-65-1	n-Propylbenzene	ND		ug/L	0.20	0.50	1	EPA 8260C	11/07/2013 08:00	11/07/2013 12:30	SS
95-47-6	o-Xylene	ND		ug/L	0.20	0.50	1	EPA 8260C	11/07/2013 08:00	11/07/2013 12:30	SS
179601-23-1	p- & m- Xylenes	ND		ug/L	0.50	1.0	1	EPA 8260C	11/07/2013 08:00	11/07/2013 12:30	SS
99-87-6	p-Isopropyltoluene	ND		ug/L	0.20	0.50	1	EPA 8260C	11/07/2013 08:00	11/07/2013 12:30	SS
135-98-8	sec-Butylbenzene	ND		ug/L	0.20	0.50	1	EPA 8260C	11/07/2013 08:00	11/07/2013 12:30	SS
100-42-5	Styrene	ND		ug/L	0.20	0.50	1	EPA 8260C	11/07/2013 08:00	11/07/2013 12:30	SS
98-06-6	tert-Butylbenzene	ND		ug/L	0.20	0.50	1	EPA 8260C	11/07/2013 08:00	11/07/2013 12:30	SS
127-18-4	Tetrachloroethylene	0.89		ug/L	0.20	0.50	1	EPA 8260C	11/07/2013 08:00	11/07/2013 12:30	SS
108-88-3	Toluene	ND		ug/L	0.20	0.50	1	EPA 8260C	11/07/2013 08:00	11/07/2013 12:30	SS
156-60-5	trans-1,2-Dichloroethylene	ND		ug/L	0.20	0.50	1	EPA 8260C	11/07/2013 08:00	11/07/2013 12:30	SS
10061-02-6	trans-1,3-Dichloropropylene	ND		ug/L	0.20	0.50	1	EPA 8260C	11/07/2013 08:00	11/07/2013 12:30	SS
79-01-6	Trichloroethylene	0.24	J	ug/L	0.20	0.50	1	EPA 8260C	11/07/2013 08:00	11/07/2013 12:30	SS
75-69-4	Trichlorofluoromethane	ND		ug/L	0.20	0.50	1	EPA 8260C	11/07/2013 08:00	11/07/2013 12:30	SS
75-01-4	Vinyl Chloride	ND		ug/L	0.50	0.50	1	EPA 8260C	11/07/2013 08:00	11/07/2013 12:30	SS
1330-20-7	Xylenes, Total	ND		ug/L	0.60	1.5	1	EPA 8260C	11/07/2013 08:00	11/07/2013 12:30	SS
	Surrogate Recoveries	Result			Acceptance Range						
17060-07-0	Surrogate: 1,2-Dichloroethane-d4	105 %			79-133						
460-00-4	Surrogate: p-Bromofluorobenzene	92.8 %			65-133						
2037-26-5	Surrogate: Toluene-d8	96.9 %			80-123						



Sample Information

Client Sample ID: WQ102813:1105NP2-7

York Sample ID: 13J1154-02

York Project (SDG) No.

Client Project ID

Matrix

Collection Date/Time

Date Received

13J1154

Rowe Industries

Water

October 28, 2013 11:05 am

10/31/2013

Iron by EPA 200.7

Log-in Notes:

Sample Notes:

Sample Prepared by Method: EPA 3010A

CAS No.	Parameter	Result	Flag	Units	MDL	RL	Dilution	Reference Method	Date/Time Prepared	Date/Time Analyzed	Analyst
7439-89-6	Iron	2.70		mg/L	0.0146	0.0200	1	EPA 200.7	11/01/2013 14:06	11/01/2013 18:08	MW

Iron, Dissolved by EPA 6010

Log-in Notes:

Sample Notes:

Sample Prepared by Method: EPA 3010A

CAS No.	Parameter	Result	Flag	Units	MDL	RL	Dilution	Reference Method	Date/Time Prepared	Date/Time Analyzed	Analyst
7439-89-6	Iron	0.0508		mg/L	0.0200	0.0200	1	EPA 6010C	11/01/2013 13:52	11/01/2013 16:34	MW

Sample Information

Client Sample ID: WQ102813:1110NP2-10

York Sample ID: 13J1155-01

York Project (SDG) No.

Client Project ID

Matrix

Collection Date/Time

Date Received

13J1155

Rowe Industries

Water

October 28, 2013 11:10 am

10/31/2013

Volatile Organics, 8260 List - Low Level

Log-in Notes:

Sample Notes:

Sample Prepared by Method: EPA 5030B

CAS No.	Parameter	Result	Flag	Units	MDL	RL	Dilution	Reference Method	Date/Time Prepared	Date/Time Analyzed	Analyst
630-20-6	1,1,1,2-Tetrachloroethane	ND		ug/L	0.20	0.50	1	EPA 8260C	11/07/2013 08:00	11/07/2013 11:14	SS
71-55-6	1,1,1-Trichloroethane	ND		ug/L	0.20	0.50	1	EPA 8260C	11/07/2013 08:00	11/07/2013 11:14	SS
79-34-5	1,1,2,2-Tetrachloroethane	ND		ug/L	0.20	0.50	1	EPA 8260C	11/07/2013 08:00	11/07/2013 11:14	SS
76-13-1	1,1,2-Trichloro-1,2,2-trifluoroethane (Freon 113)	ND		ug/L	0.20	0.50	1	EPA 8260C	11/07/2013 08:00	11/07/2013 11:14	SS
79-00-5	1,1,2-Trichloroethane	ND		ug/L	0.20	0.50	1	EPA 8260C	11/07/2013 08:00	11/07/2013 11:14	SS
75-34-3	1,1-Dichloroethane	ND		ug/L	0.20	0.50	1	EPA 8260C	11/07/2013 08:00	11/07/2013 11:14	SS
75-35-4	1,1-Dichloroethylene	ND		ug/L	0.20	0.50	1	EPA 8260C	11/07/2013 08:00	11/07/2013 11:14	SS
563-58-6	1,1-Dichloropropylene	ND		ug/L	0.20	0.50	1	EPA 8260C	11/07/2013 08:00	11/07/2013 11:14	SS
87-61-6	1,2,3-Trichlorobenzene	ND		ug/L	0.20	0.50	1	EPA 8260C	11/07/2013 08:00	11/07/2013 11:14	SS
96-18-4	1,2,3-Trichloropropane	ND		ug/L	0.20	0.50	1	EPA 8260C	11/07/2013 08:00	11/07/2013 11:14	SS
120-82-1	1,2,4-Trichlorobenzene	ND		ug/L	0.20	0.50	1	EPA 8260C	11/07/2013 08:00	11/07/2013 11:14	SS
95-63-6	1,2,4-Trimethylbenzene	ND		ug/L	0.20	0.50	1	EPA 8260C	11/07/2013 08:00	11/07/2013 11:14	SS
96-12-8	1,2-Dibromo-3-chloropropane	ND		ug/L	0.20	0.50	1	EPA 8260C	11/07/2013 08:00	11/07/2013 11:14	SS
106-93-4	1,2-Dibromoethane	ND		ug/L	0.20	0.50	1	EPA 8260C	11/07/2013 08:00	11/07/2013 11:14	SS
95-50-1	1,2-Dichlorobenzene	ND		ug/L	0.20	0.50	1	EPA 8260C	11/07/2013 08:00	11/07/2013 11:14	SS



Sample Information

Client Sample ID: WQ102813:1110NP2-10

York Sample ID: 13J1155-01

York Project (SDG) No.
Client Project ID
Matrix
Collection Date/Time
Date Received

13J1155

Rowe Industries

Water


October 28, 2013 11:10 am

10/31/2013

Volatile Organics, 8260 List - Low Level
Log-in Notes:
Sample Notes:

Sample Prepared by Method: EPA 5030B

CAS No.	Parameter	Result	Flag	Units	MDL	RL	Dilution	Reference Method	Date/Time Prepared	Date/Time Analyzed	Analyst
107-06-2	1,2-Dichloroethane	ND		ug/L	0.20	0.50	1	EPA 8260C	11/07/2013 08:00	11/07/2013 11:14	SS
78-87-5	1,2-Dichloropropane	ND		ug/L	0.20	0.50	1	EPA 8260C	11/07/2013 08:00	11/07/2013 11:14	SS
108-67-8	1,3,5-Trimethylbenzene	ND		ug/L	0.20	0.50	1	EPA 8260C	11/07/2013 08:00	11/07/2013 11:14	SS
541-73-1	1,3-Dichlorobenzene	ND		ug/L	0.20	0.50	1	EPA 8260C	11/07/2013 08:00	11/07/2013 11:14	SS
142-28-9	1,3-Dichloropropane	ND		ug/L	0.20	0.50	1	EPA 8260C	11/07/2013 08:00	11/07/2013 11:14	SS
106-46-7	1,4-Dichlorobenzene	ND		ug/L	0.20	0.50	1	EPA 8260C	11/07/2013 08:00	11/07/2013 11:14	SS
594-20-7	2,2-Dichloropropane	ND		ug/L	0.20	0.50	1	EPA 8260C	11/07/2013 08:00	11/07/2013 11:14	SS
95-49-8	2-Chlorotoluene	ND		ug/L	0.20	0.50	1	EPA 8260C	11/07/2013 08:00	11/07/2013 11:14	SS
591-78-6	2-Hexanone	ND		ug/L	0.20	0.50	1	EPA 8260C	11/07/2013 08:00	11/07/2013 11:14	SS
106-43-4	4-Chlorotoluene	ND		ug/L	0.20	0.50	1	EPA 8260C	11/07/2013 08:00	11/07/2013 11:14	SS
67-64-1	Acetone	ND		ug/L	1.0	2.0	1	EPA 8260C	11/07/2013 08:00	11/07/2013 11:14	SS
71-43-2	Benzene	ND		ug/L	0.20	0.50	1	EPA 8260C	11/07/2013 08:00	11/07/2013 11:14	SS
108-86-1	Bromobenzene	ND		ug/L	0.20	0.50	1	EPA 8260C	11/07/2013 08:00	11/07/2013 11:14	SS
74-97-5	Bromochloromethane	ND		ug/L	0.20	0.50	1	EPA 8260C	11/07/2013 08:00	11/07/2013 11:14	SS
75-27-4	Bromodichloromethane	ND		ug/L	0.20	0.50	1	EPA 8260C	11/07/2013 08:00	11/07/2013 11:14	SS
75-25-2	Bromoform	ND		ug/L	0.20	0.50	1	EPA 8260C	11/07/2013 08:00	11/07/2013 11:14	SS
74-83-9	Bromomethane	ND		ug/L	0.20	0.50	1	EPA 8260C	11/07/2013 08:00	11/07/2013 11:14	SS
56-23-5	Carbon tetrachloride	ND		ug/L	0.20	0.50	1	EPA 8260C	11/07/2013 08:00	11/07/2013 11:14	SS
108-90-7	Chlorobenzene	ND		ug/L	0.20	0.50	1	EPA 8260C	11/07/2013 08:00	11/07/2013 11:14	SS
75-00-3	Chloroethane	ND		ug/L	0.20	0.50	1	EPA 8260C	11/07/2013 08:00	11/07/2013 11:14	SS
67-66-3	Chloroform	ND		ug/L	0.20	0.50	1	EPA 8260C	11/07/2013 08:00	11/07/2013 11:14	SS
74-87-3	Chloromethane	ND		ug/L	0.20	0.50	1	EPA 8260C	11/07/2013 08:00	11/07/2013 11:14	SS
156-59-2	cis-1,2-Dichloroethylene	ND		ug/L	0.20	0.50	1	EPA 8260C	11/07/2013 08:00	11/07/2013 11:14	SS
10061-01-5	cis-1,3-Dichloropropylene	ND		ug/L	0.20	0.50	1	EPA 8260C	11/07/2013 08:00	11/07/2013 11:14	SS
124-48-1	Dibromochloromethane	ND		ug/L	0.20	0.50	1	EPA 8260C	11/07/2013 08:00	11/07/2013 11:14	SS
74-95-3	Dibromomethane	ND		ug/L	0.20	0.50	1	EPA 8260C	11/07/2013 08:00	11/07/2013 11:14	SS
75-71-8	Dichlorodifluoromethane	ND		ug/L	0.20	0.50	1	EPA 8260C	11/07/2013 08:00	11/07/2013 11:14	SS
100-41-4	Ethyl Benzene	ND		ug/L	0.20	0.50	1	EPA 8260C	11/07/2013 08:00	11/07/2013 11:14	SS
87-68-3	Hexachlorobutadiene	ND		ug/L	0.20	0.50	1	EPA 8260C	11/07/2013 08:00	11/07/2013 11:14	SS
98-82-8	Isopropylbenzene	ND		ug/L	0.20	0.50	1	EPA 8260C	11/07/2013 08:00	11/07/2013 11:14	SS
1634-04-4	Methyl tert-butyl ether (MTBE)	ND		ug/L	0.20	0.50	1	EPA 8260C	11/07/2013 08:00	11/07/2013 11:14	SS



Sample Information

Client Sample ID: WQ102813:1110NP2-10

York Sample ID: 13J1155-01

York Project (SDG) No.
Client Project ID
Matrix
Collection Date/Time
Date Received

13J1155

Rowe Industries

Water

October 28, 2013 11:10 am

10/31/2013

Volatile Organics, 8260 List - Low Level
Log-in Notes:
Sample Notes:

Sample Prepared by Method: EPA 5030B

CAS No.	Parameter	Result	Flag	Units	MDL	RL	Dilution	Reference Method	Date/Time Prepared	Date/Time Analyzed	Analyst
75-09-2	Methylene chloride	ND		ug/L	1.0	2.0	1	EPA 8260C	11/07/2013 08:00	11/07/2013 11:14	SS
91-20-3	Naphthalene	ND		ug/L	1.0	2.0	1	EPA 8260C	11/07/2013 08:00	11/07/2013 11:14	SS
104-51-8	n-Butylbenzene	ND		ug/L	0.20	0.50	1	EPA 8260C	11/07/2013 08:00	11/07/2013 11:14	SS
103-65-1	n-Propylbenzene	ND		ug/L	0.20	0.50	1	EPA 8260C	11/07/2013 08:00	11/07/2013 11:14	SS
95-47-6	o-Xylene	ND		ug/L	0.20	0.50	1	EPA 8260C	11/07/2013 08:00	11/07/2013 11:14	SS
179601-23-1	p- & m- Xylenes	ND		ug/L	0.50	1.0	1	EPA 8260C	11/07/2013 08:00	11/07/2013 11:14	SS
99-87-6	p-Isopropyltoluene	ND		ug/L	0.20	0.50	1	EPA 8260C	11/07/2013 08:00	11/07/2013 11:14	SS
135-98-8	sec-Butylbenzene	ND		ug/L	0.20	0.50	1	EPA 8260C	11/07/2013 08:00	11/07/2013 11:14	SS
100-42-5	Styrene	ND		ug/L	0.20	0.50	1	EPA 8260C	11/07/2013 08:00	11/07/2013 11:14	SS
98-06-6	tert-Butylbenzene	ND		ug/L	0.20	0.50	1	EPA 8260C	11/07/2013 08:00	11/07/2013 11:14	SS
127-18-4	Tetrachloroethylene	ND		ug/L	0.20	0.50	1	EPA 8260C	11/07/2013 08:00	11/07/2013 11:14	SS
108-88-3	Toluene	ND		ug/L	0.20	0.50	1	EPA 8260C	11/07/2013 08:00	11/07/2013 11:14	SS
156-60-5	trans-1,2-Dichloroethylene	ND		ug/L	0.20	0.50	1	EPA 8260C	11/07/2013 08:00	11/07/2013 11:14	SS
10061-02-6	trans-1,3-Dichloropropylene	ND		ug/L	0.20	0.50	1	EPA 8260C	11/07/2013 08:00	11/07/2013 11:14	SS
79-01-6	Trichloroethylene	ND		ug/L	0.20	0.50	1	EPA 8260C	11/07/2013 08:00	11/07/2013 11:14	SS
75-69-4	Trichlorofluoromethane	ND		ug/L	0.20	0.50	1	EPA 8260C	11/07/2013 08:00	11/07/2013 11:14	SS
75-01-4	Vinyl Chloride	ND		ug/L	0.50	0.50	1	EPA 8260C	11/07/2013 08:00	11/07/2013 11:14	SS
1330-20-7	Xylenes, Total	ND		ug/L	0.60	1.5	1	EPA 8260C	11/07/2013 08:00	11/07/2013 11:14	SS
	Surrogate Recoveries	Result			Acceptance Range						
17060-07-0	Surrogate: 1,2-Dichloroethane-d4	96.7 %			79-133						
460-00-4	Surrogate: p-Bromofluorobenzene	90.2 %			65-133						
2037-26-5	Surrogate: Toluene-d8	104 %			80-123						

Iron by EPA 200.7
Log-in Notes:
Sample Notes:


Sample Prepared by Method: EPA 3010A

CAS No.	Parameter	Result	Flag	Units	MDL	RL	Dilution	Reference Method	Date/Time Prepared	Date/Time Analyzed	Analyst
7439-89-6	Iron	5.73		mg/L	0.0146	0.0200	1	EPA 200.7	11/01/2013 14:06	11/01/2013 18:26	MW

Iron, Dissolved by EPA 6010
Log-in Notes:
Sample Notes:

Sample Prepared by Method: EPA 3010A

CAS No.	Parameter	Result	Flag	Units	MDL	RL	Dilution	Reference Method	Date/Time Prepared	Date/Time Analyzed	Analyst
7439-89-6	Iron	0.0343		mg/L	0.0200	0.0200	1	EPA 6010C	11/01/2013 13:52	11/01/2013 16:39	MW



Sample Information

Client Sample ID: WQ102813:1110NP2-10

York Sample ID: 13J1155-01

York Project (SDG) No.

Client Project ID

Matrix

Collection Date/Time

Date Received

13J1155

Rowe Industries

Water

October 28, 2013 11:10 am

10/31/2013


Total Dissolved Solids

Log-in Notes:

Sample Notes:

Sample Prepared by Method: % Solids Prep

CAS No.	Parameter	Result	Flag	Units	MDL	RL	Dilution	Reference Method	Date/Time Prepared	Date/Time Analyzed	Analyst
	Total Dissolved Solids	135		mg/L	10.0	10.0	1	SM 2540C	11/04/2013 08:10	11/04/2013 08:10	MF



Analytical Batch Summary

Batch ID: BK30043 **Preparation Method:** EPA 3010A **Prepared By:** MW

YORK Sample ID	Client Sample ID	Preparation Date
13J1154-01	WQ102813:1100NP2-6	11/01/13
13J1154-02	WQ102813:1105NP2-7	11/01/13
13J1155-01	WQ102813:1110NP2-10	11/01/13
BK30043-BLK1	Blank	11/01/13
BK30043-DUP1	Duplicate	11/01/13
BK30043-MS1	Matrix Spike	11/01/13
BK30043-SRM1	Reference	11/01/13

Batch ID: BK30045 **Preparation Method:** EPA 3010A **Prepared By:** MW

YORK Sample ID	Client Sample ID	Preparation Date
13J1154-01	WQ102813:1100NP2-6	11/01/13
13J1154-02	WQ102813:1105NP2-7	11/01/13
13J1155-01	WQ102813:1110NP2-10	11/01/13
BK30045-BLK1	Blank	11/01/13
BK30045-DUP1	Duplicate	11/01/13
BK30045-MS1	Matrix Spike	11/01/13
BK30045-SRM1	Reference	11/01/13

Batch ID: BK30169 **Preparation Method:** % Solids Prep **Prepared By:** AA

YORK Sample ID	Client Sample ID	Preparation Date
13J1155-01	WQ102813:1110NP2-10	11/04/13
BK30169-BLK1	Blank	11/04/13
BK30169-DUP1	Duplicate	11/04/13

Batch ID: BK30337 **Preparation Method:** EPA 5030B **Prepared By:** BGS

YORK Sample ID	Client Sample ID	Preparation Date
13J1154-01	WQ102813:1100NP2-6	11/07/13
13J1154-02	WQ102813:1105NP2-7	11/07/13
13J1155-01	WQ102813:1110NP2-10	11/07/13
BK30337-BLK1	Blank	11/07/13
BK30337-BS1	LCS	11/07/13
BK30337-BSD1	LCS Dup	11/07/13



Volatile Organic Compounds by GC/MS - Quality Control Data

York Analytical Laboratories, Inc.

Analyte	Result	Reporting	Units	Spike Level	Source* Result	%REC	%REC Limits	Flag	RPD	RPD	
		Limit								Limit	Flag
Batch BK30337 - EPA 5030B											
Blank (BK30337-BLK1)										Prepared & Analyzed: 11/07/2013	
1,1,1,2-Tetrachloroethane	ND	0.50	ug/L								
1,1,1-Trichloroethane	ND	0.50	"								
1,1,2,2-Tetrachloroethane	ND	0.50	"								
1,1,2-Trichloro-1,2,2-trifluoroethane (Freon 113)	ND	0.50	"								
1,1,2-Trichloroethane	ND	0.50	"								
1,1-Dichloroethane	ND	0.50	"								
1,1-Dichloroethylene	ND	0.50	"								
1,1-Dichloropropylene	ND	0.50	"								
1,2,3-Trichlorobenzene	0.23	0.50	"								
1,2,3-Trichloropropane	ND	0.50	"								
1,2,4-Trichlorobenzene	0.21	0.50	"								
1,2,4-Trimethylbenzene	ND	0.50	"								
1,2-Dibromo-3-chloropropane	ND	0.50	"								
1,2-Dibromoethane	ND	0.50	"								
1,2-Dichlorobenzene	ND	0.50	"								
1,2-Dichloroethane	ND	0.50	"								
1,2-Dichloropropane	ND	0.50	"								
1,3,5-Trimethylbenzene	ND	0.50	"								
1,3-Dichlorobenzene	ND	0.50	"								
1,3-Dichloropropane	ND	0.50	"								
1,4-Dichlorobenzene	ND	0.50	"								
2,2-Dichloropropane	ND	0.50	"								
2-Chlorotoluene	ND	0.50	"								
2-Hexanone	ND	0.50	"								
4-Chlorotoluene	ND	0.50	"								
Acetone	ND	2.0	"								
Benzene	ND	0.50	"								
Bromobenzene	ND	0.50	"								
Bromochloromethane	ND	0.50	"								
Bromodichloromethane	ND	0.50	"								
Bromoform	ND	0.50	"								
Bromomethane	ND	0.50	"								
Carbon tetrachloride	ND	0.50	"								
Chlorobenzene	ND	0.50	"								
Chloroethane	ND	0.50	"								
Chloroform	ND	0.50	"								
Chloromethane	ND	0.50	"								
cis-1,2-Dichloroethylene	ND	0.50	"								
cis-1,3-Dichloropropylene	ND	0.50	"								
Dibromochloromethane	ND	0.50	"								
Dibromomethane	ND	0.50	"								
Dichlorodifluoromethane	ND	0.50	"								
Ethyl Benzene	ND	0.50	"								
Hexachlorobutadiene	ND	0.50	"								
Isopropylbenzene	ND	0.50	"								
Methyl tert-butyl ether (MTBE)	ND	0.50	"								
Methylene chloride	ND	2.0	"								
Naphthalene	ND	2.0	"								
n-Butylbenzene	ND	0.50	"								
n-Propylbenzene	ND	0.50	"								
o-Xylene	ND	0.50	"								



Volatile Organic Compounds by GC/MS - Quality Control Data

York Analytical Laboratories, Inc.


Analyte	Result	Reporting Limit	Units	Spike Level	Source* Result	%REC	%REC Limits	Flag	RPD	RPD Limit	Flag
Batch BK30337 - EPA 5030B											
Blank (BK30337-BLK1)										Prepared & Analyzed: 11/07/2013	
p- & m- Xylenes	ND	1.0	ug/L								
p-Isopropyltoluene	ND	0.50	"								
sec-Butylbenzene	ND	0.50	"								
Styrene	ND	0.50	"								
tert-Butylbenzene	ND	0.50	"								
Tetrachloroethylene	ND	0.50	"								
Toluene	ND	0.50	"								
trans-1,2-Dichloroethylene	ND	0.50	"								
trans-1,3-Dichloropropylene	ND	0.50	"								
Trichloroethylene	ND	0.50	"								
Trichlorofluoromethane	ND	0.50	"								
Vinyl Chloride	ND	0.50	"								
Xylenes, Total	ND	1.5	"								
<i>Surrogate: 1,2-Dichloroethane-d4</i>	9.58		"	10.0		95.8	79-133				
<i>Surrogate: p-Bromofluorobenzene</i>	9.41		"	10.0		94.1	65-133				
<i>Surrogate: Toluene-d8</i>	10.1		"	10.0		101	80-123				
LCS (BK30337-BS1)										Prepared & Analyzed: 11/07/2013	
1,1,1,2-Tetrachloroethane	9.41		ug/L	10.0		94.1	84-127				
1,1,1-Trichloroethane	10.2		"	10.0		102	80-131				
1,1,2,2-Tetrachloroethane	9.43		"	10.0		94.3	76-120				
1,1,2-Trichloro-1,2,2-trifluoroethane (Freon 113)	11.3		"	10.0		113	70-133				
1,1,2-Trichloroethane	9.49		"	10.0		94.9	73-124				
1,1-Dichloroethane	10.6		"	10.0		106	79-123				
1,1-Dichloroethylene	10.1		"	10.0		101	71-123				
1,1-Dichloropropylene	9.88		"	10.0		98.8	73-117				
1,2,3-Trichlorobenzene	9.35		"	10.0		93.5	78-117				
1,2,3-Trichloropropane	9.10		"	10.0		91.0	68-119				
1,2,4-Trichlorobenzene	9.63		"	10.0		96.3	78-117				
1,2,4-Trimethylbenzene	9.45		"	10.0		94.5	68-134				
1,2-Dibromo-3-chloropropane	9.37		"	10.0		93.7	73-129				
1,2-Dibromoethane	9.56		"	10.0		95.6	73-139				
1,2-Dichlorobenzene	9.74		"	10.0		97.4	83-110				
1,2-Dichloroethane	10.5		"	10.0		105	81-120				
1,2-Dichloropropane	10.3		"	10.0		103	76-120				
1,3,5-Trimethylbenzene	9.72		"	10.0		97.2	74-121				
1,3-Dichlorobenzene	9.17		"	10.0		91.7	82-112				
1,3-Dichloropropane	10.6		"	10.0		106	77-122				
1,4-Dichlorobenzene	9.43		"	10.0		94.3	83-110				
2,2-Dichloropropane	13.1		"	10.0		131	50-163				
2-Chlorotoluene	9.28		"	10.0		92.8	74-115				
2-Hexanone	10.4		"	10.0		104	65-130				
4-Chlorotoluene	9.69		"	10.0		96.9	77-119				
Acetone	8.33		"	10.0		83.3	54-129				
Benzene	10.2		"	10.0		102	77-122				
Bromobenzene	9.54		"	10.0		95.4	76-114				
Bromochloromethane	12.0		"	10.0		120	73-125				
Bromodichloromethane	10.5		"	10.0		105	83-120				
Bromoform	8.97		"	10.0		89.7	72-139				
Bromomethane	10.7		"	10.0		107	52-128				
Carbon tetrachloride	11.0		"	10.0		110	66-152				
Chlorobenzene	9.67		"	10.0		96.7	85-113				



Volatile Organic Compounds by GC/MS - Quality Control Data

York Analytical Laboratories, Inc.

Analyte	Result	Reporting	Units	Spike	Source*	%REC	%REC	Limits	Flag	RPD	RPD	Limit	Flag
		Limit			Result					Limit			
Batch BK30337 - EPA 5030B													
LCS (BK30337-BS1)												Prepared & Analyzed: 11/07/2013	
Chloroethane	8.89		ug/L	10.0		88.9		60-124					
Chloroform	10.2		"	10.0		102		82-119					
Chloromethane	6.95		"	10.0		69.5		42-126					
cis-1,2-Dichloroethylene	10.3		"	10.0		103		79-116					
cis-1,3-Dichloropropylene	10.6		"	10.0		106		85-134					
Dibromochloromethane	9.98		"	10.0		99.8		74-151					
Dibromomethane	10.0		"	10.0		100		74-128					
Dichlorodifluoromethane	4.84		"	10.0		48.4		10-146					
Ethyl Benzene	10.4		"	10.0		104		85-125					
Hexachlorobutadiene	9.19		"	10.0		91.9		69-131					
Isopropylbenzene	10.1		"	10.0		101		71-128					
Methyl tert-butyl ether (MTBE)	10.3		"	10.0		103		51-134					
Methylene chloride	10.9		"	10.0		109		76-122					
Naphthalene	9.78		"	10.0		97.8		72-127					
n-Butylbenzene	10.1		"	10.0		101		69-127					
n-Propylbenzene	9.65		"	10.0		96.5		70-129					
o-Xylene	10.1		"	10.0		101		83-117					
p- & m- Xylenes	20.7		"	20.0		103		80-126					
p-Isopropyltoluene	9.76		"	10.0		97.6		74-130					
sec-Butylbenzene	9.74		"	10.0		97.4		72-132					
Styrene	10.2		"	10.0		102		62-160					
tert-Butylbenzene	9.48		"	10.0		94.8		75-129					
Tetrachloroethylene	8.40		"	10.0		84.0		67-118					
Toluene	10.2		"	10.0		102		82-118					
trans-1,2-Dichloroethylene	10.3		"	10.0		103		76-119					
trans-1,3-Dichloropropylene	10.1		"	10.0		101		80-137					
Trichloroethylene	10.0		"	10.0		100		71-122					
Trichlorofluoromethane	9.39		"	10.0		93.9		67-130					
Vinyl Chloride	7.77		"	10.0		77.7		49-125					
<i>Surrogate: 1,2-Dichloroethane-d4</i>	<i>10.2</i>		<i>"</i>	<i>10.0</i>		<i>102</i>		<i>79-133</i>					
<i>Surrogate: p-Bromofluorobenzene</i>	<i>9.04</i>		<i>"</i>	<i>10.0</i>		<i>90.4</i>		<i>65-133</i>					
<i>Surrogate: Toluene-d8</i>	<i>9.99</i>		<i>"</i>	<i>10.0</i>		<i>99.9</i>		<i>80-123</i>					



Volatile Organic Compounds by GC/MS - Quality Control Data

York Analytical Laboratories, Inc.

Analyte	Result	Reporting Limit	Units	Spike Level	Source* Result	%REC	%REC Limits	Flag	RPD	RPD Limit	Flag
Batch BK30337 - EPA 5030B											
LCS Dup (BK30337-BSD1)											
Prepared & Analyzed: 11/07/2013											
1,1,1,2-Tetrachloroethane	9.97		ug/L	10.0		99.7	84-127		5.78	30	
1,1,1-Trichloroethane	10.3		"	10.0		103	80-131		1.07	30	
1,1,2,2-Tetrachloroethane	9.51		"	10.0		95.1	76-120		0.845	30	
1,1,2-Trichloro-1,2,2-trifluoroethane (Freon 113)	11.3		"	10.0		113	70-133		0.0883	30	
1,1,2-Trichloroethane	9.83		"	10.0		98.3	73-124		3.52	30	
1,1-Dichloroethane	10.5		"	10.0		105	79-123		0.951	30	
1,1-Dichloroethylene	9.96		"	10.0		99.6	71-123		1.79	30	
1,1-Dichloropropylene	10.2		"	10.0		102	73-117		2.89	30	
1,2,3-Trichlorobenzene	9.25		"	10.0		92.5	78-117		1.08	30	
1,2,3-Trichloropropane	9.43		"	10.0		94.3	68-119		3.56	30	
1,2,4-Trichlorobenzene	9.15		"	10.0		91.5	78-117		5.11	30	
1,2,4-Trimethylbenzene	9.45		"	10.0		94.5	68-134		0.00	30	
1,2-Dibromo-3-chloropropane	9.52		"	10.0		95.2	73-129		1.59	30	
1,2-Dibromoethane	9.93		"	10.0		99.3	73-139		3.80	30	
1,2-Dichlorobenzene	9.62		"	10.0		96.2	83-110		1.24	30	
1,2-Dichloroethane	10.6		"	10.0		106	81-120		1.52	30	
1,2-Dichloropropane	10.6		"	10.0		106	76-120		3.45	30	
1,3,5-Trimethylbenzene	9.77		"	10.0		97.7	74-121		0.513	30	
1,3-Dichlorobenzene	9.20		"	10.0		92.0	82-112		0.327	30	
1,3-Dichloropropane	10.9		"	10.0		109	77-122		3.26	30	
1,4-Dichlorobenzene	9.46		"	10.0		94.6	83-110		0.318	30	
2,2-Dichloropropane	12.4		"	10.0		124	50-163		5.26	30	
2-Chlorotoluene	9.32		"	10.0		93.2	74-115		0.430	30	
2-Hexanone	11.0		"	10.0		110	65-130		4.67	30	
4-Chlorotoluene	9.68		"	10.0		96.8	77-119		0.103	30	
Acetone	8.68		"	10.0		86.8	54-129		4.12	30	
Benzene	10.4		"	10.0		104	77-122		2.04	30	
Bromobenzene	9.80		"	10.0		98.0	76-114		2.69	30	
Bromochloromethane	11.7		"	10.0		117	73-125		2.37	30	
Bromodichloromethane	10.7		"	10.0		107	83-120		2.08	30	
Bromoform	8.53		"	10.0		85.3	72-139		5.03	30	
Bromomethane	9.22		"	10.0		92.2	52-128		14.6	30	
Carbon tetrachloride	11.0		"	10.0		110	66-152		0.0910	30	
Chlorobenzene	9.82		"	10.0		98.2	85-113		1.54	30	
Chloroethane	8.04		"	10.0		80.4	60-124		10.0	30	
Chloroform	10.3		"	10.0		103	82-119		0.390	30	
Chloromethane	6.89		"	10.0		68.9	42-126		0.867	30	
cis-1,2-Dichloroethylene	10.3		"	10.0		103	79-116		0.00	30	
cis-1,3-Dichloropropylene	11.0		"	10.0		110	85-134		3.43	30	
Dibromochloromethane	10.1		"	10.0		101	74-151		0.898	30	
Dibromomethane	10.1		"	10.0		101	74-128		0.0995	30	
Dichlorodifluoromethane	4.75		"	10.0		47.5	10-146		1.88	30	
Ethyl Benzene	10.5		"	10.0		105	85-125		0.957	30	
Hexachlorobutadiene	9.26		"	10.0		92.6	69-131		0.759	30	
Isopropylbenzene	9.59		"	10.0		95.9	71-128		4.78	30	
Methyl tert-butyl ether (MTBE)	10.5		"	10.0		105	51-134		1.82	30	
Methylene chloride	10.5		"	10.0		105	76-122		3.27	30	
Naphthalene	9.62		"	10.0		96.2	72-127		1.65	30	
n-Butylbenzene	10.1		"	10.0		101	69-127		0.0993	30	
n-Propylbenzene	9.71		"	10.0		97.1	70-129		0.620	30	
o-Xylene	9.64		"	10.0		96.4	83-117		4.26	30	



Volatile Organic Compounds by GC/MS - Quality Control Data

York Analytical Laboratories, Inc.


Analyte	Result	Reporting Limit	Units	Spike Level	Source* Result	%REC	%REC Limits	Flag	RPD	RPD Limit	Flag
---------	--------	--------------------	-------	----------------	-------------------	------	----------------	------	-----	--------------	------

Batch BK30337 - EPA 5030B

LCS Dup (BK30337-BSD1)

Prepared & Analyzed: 11/07/2013

p- & m- Xylenes	21.0		ug/L	20.0		105	80-126		1.82	30	
p-Isopropyltoluene	9.74		"	10.0		97.4	74-130		0.205	30	
sec-Butylbenzene	9.74		"	10.0		97.4	72-132		0.00	30	
Styrene	10.0		"	10.0		100	62-160		2.37	30	
tert-Butylbenzene	9.56		"	10.0		95.6	75-129		0.840	30	
Tetrachloroethylene	8.65		"	10.0		86.5	67-118		2.93	30	
Toluene	10.5		"	10.0		105	82-118		2.32	30	
trans-1,2-Dichloroethylene	10.6		"	10.0		106	76-119		2.68	30	
trans-1,3-Dichloropropylene	10.6		"	10.0		106	80-137		4.25	30	
Trichloroethylene	10.4		"	10.0		104	71-122		3.82	30	
Trichlorofluoromethane	9.26		"	10.0		92.6	67-130		1.39	30	
Vinyl Chloride	7.66		"	10.0		76.6	49-125		1.43	30	
<i>Surrogate: 1,2-Dichloroethane-d4</i>	<i>10.2</i>		<i>"</i>	<i>10.0</i>		<i>102</i>	<i>79-133</i>				
<i>Surrogate: p-Bromofluorobenzene</i>	<i>9.36</i>		<i>"</i>	<i>10.0</i>		<i>93.6</i>	<i>65-133</i>				
<i>Surrogate: Toluene-d8</i>	<i>10.1</i>		<i>"</i>	<i>10.0</i>		<i>101</i>	<i>80-123</i>				



Metals by ICP - Quality Control Data
York Analytical Laboratories, Inc.

Analyte	Result	Reporting Limit	Units	Spike Level	Source* Result	%REC	%REC Limits	Flag	RPD	RPD Limit	Flag
Batch BK30043 - EPA 3010A											
Blank (BK30043-BLK1)										Prepared & Analyzed: 11/01/2013	
Iron - Dissolved	ND	0.0200	mg/L								
Duplicate (BK30043-DUP1)										*Source sample: 13J1155-01 (WQ102813:1110NP2-10) Prepared & Analyzed: 11/01/2013	
Iron - Dissolved	0.0345	0.0200	mg/L		0.0343				0.677	20	
Matrix Spike (BK30043-MS1)										*Source sample: 13J1155-01 (WQ102813:1110NP2-10) Prepared & Analyzed: 11/01/2013	
Iron - Dissolved	1.11	0.0200	mg/L	1.00	0.0343	108	75-125				
Reference (BK30043-SRM1)										Prepared & Analyzed: 11/01/2013	
Iron - Dissolved	1.38	0.0200	mg/L	1.44		95.9	88.2-113				
Batch BK30045 - EPA 3010A											
Blank (BK30045-BLK1)										Prepared & Analyzed: 11/01/2013	
Iron	ND	0.0200	mg/L								
Duplicate (BK30045-DUP1)										*Source sample: 13J1155-01 (WQ102813:1110NP2-10) Prepared & Analyzed: 11/01/2013	
Iron	5.44	0.0200	mg/L		5.73				5.28	20	
Matrix Spike (BK30045-MS1)										*Source sample: 13J1155-01 (WQ102813:1110NP2-10) Prepared & Analyzed: 11/01/2013	
Iron	6.52	0.0200	mg/L	1.00	5.73	78.4	75-125				
Reference (BK30045-SRM1)										Prepared & Analyzed: 11/01/2013	
Iron	1.49	0.0200	mg/L	1.44		104	88.2-113				



Miscellaneous Physical Parameters - Quality Control Data

York Analytical Laboratories, Inc.

Analyte	Result	Reporting Limit	Units	Spike Level	Source* Result	%REC	%REC Limits	Flag	RPD	RPD Limit	Flag
---------	--------	-----------------	-------	-------------	----------------	------	-------------	------	-----	-----------	------

Batch BK30169 - % Solids Prep

Blank (BK30169-BLK1)

Prepared & Analyzed: 11/04/2013

Total Dissolved Solids ND 10.0 mg/L

Duplicate (BK30169-DUP1)

*Source sample: 13J1155-01 (WQ102813:1110NP2-10)

Prepared & Analyzed: 11/04/2013

Total Dissolved Solids 136 10.0 mg/L 135 0.738 15



Volatile Analysis Sample Containers

Lab ID	Client Sample ID	Volatile Sample Container
13J1154-01	WQ102813:1100NP2-6	40mL Clear Vial (pre-pres.) HCl; Cool to 4° C
13J1154-02	WQ102813:1105NP2-7	40mL Clear Vial (pre-pres.) HCl; Cool to 4° C
13J1155-01	WQ102813:1110NP2-10	40mL Clear Vial (pre-pres.) HCl; Cool to 4° C

Notes and Definitions

J	Detected below the Reporting Limit but greater than or equal to the Method Detection Limit (MDL/LOD) or in the case of a TIC, the result is an estimated concentration.
B	Analyte is found in the associated analysis batch blank. For volatiles, methylene chloride and acetone are common lab contaminants. Data users should consider anything <10x the blank value as artifact.
ND	Analyte NOT DETECTED at the stated Reporting Limit (RL) or above.
RL	REPORTING LIMIT - the minimum reportable value based upon the lowest point in the analyte calibration curve.
MDL	METHOD DETECTION LIMIT - the minimum concentration that can be measured and reported with a 99% confidence that the concentration is greater than zero. If requested or required, a value reported below the RL and above the MDL is considered estimated and is noted with a "J" flag.
NR	Not reported
RPD	Relative Percent Difference
Wet	The data has been reported on an as-received (wet weight) basis
Low Bias	Low Bias flag indicates that the recovery of the flagged analyte is below the laboratory or regulatory lower control limit. The data user should take note that this analyte may be biased low but should evaluate multiple lines of evidence including the LCS and site-specific MS/MSD data to draw bias conclusions. In cases where no site-specific MS/MSD was requested, only the LCS data can be used to evaluate such bias.
High Bias	High Bias flag indicates that the recovery of the flagged analyte is above the laboratory or regulatory upper control limit. The data user should take note that this analyte may be biased high but should evaluate multiple lines of evidence including the LCS and site-specific MS/MSD data to draw bias conclusions. In cases where no site-specific MS/MSD was requested, only the LCS data can be used to evaluate such bias.
Non-Dir.	Non-dir. flag (Non-Directional Bias) indicates that the Relative Percent Difference (RPD) (a measure of precision) among the MS and MSD data is outside the laboratory or regulatory control limit. This alerts the data user where the MS and MSD are from site-specific samples that the RPD is high due to either non-homogeneous distribution of target analyte between the MS/MSD or indicates poor reproducibility for other reasons.

If EPA SW-846 method 8270 is included herein it is noted that the target compound N-nitrosodiphenylamine (NDPA) decomposes in the gas chromatographic inlet and cannot be separated from diphenylamine (DPA). These results could actually represent 100% DPA, 100% NDPA or some combination of the two. For this reason, York reports the combined result for n-nitrosodiphenylamine and diphenylamine for either of these compounds as a combined concentration as Diphenylamine.

If Total PCBs are detected and the target aroclors reported are "Not detected", the Total PCB value is reported due to the presence of either or both Aroclors 1262 and 1268 which are non-target aroclors for some regulatory lists.

2-chloroethylvinyl ether readily breaks down under acidic conditions. Samples that are acid preserved, including standards will exhibit breakdown. The data user should take note.

Certification for pH is no longer offered by NYDOH ELAP.

Semi-Volatile and Volatile analyses are reported down to the MDL, with values between the MDL and the RL being "J" flagged as estimated results.

Revision Description: The report is being reissued in order to correct the TDS result which was misreported due to laboratory error.

YORK

ANALYTICAL LABORATORIES, INC.
 120 RESEARCH DR. STRATFORD, CT 06615
 (203) 325-1371 FAX (203) 357-0166

Field Chain-of-Custody Record

Page 1 of 1
 York Project No. 1351154

NOTE: York's Std. Terms & Conditions are listed on the back side of this document. This document serves as your written authorization to York to proceed with the analyses requested and your signature binds you to York's Std. Terms & Conditions.

YOUR Information Company: <u>LBG</u> Address: <u>4 Research Dr. Suite 301</u> <u>Shelton, CT 06484</u> Phone No. <u>203-929-8555</u> Contact Person: <u>Tunde Sandor</u> E-Mail Address: <u>TSandor@LBGCT.com</u>		Report To: Company: <u>Same</u> Address: _____ Phone No. _____ Attention: _____ E-Mail Address: _____		Invoice To: Company: <u>Same</u> Address: _____ Phone No. _____ Attention: _____ E-Mail Address: _____		YOUR Project ID <u>Apwe Industries</u> Purchase Order No. <u>NAB5A6</u> Samples from: CT <u>NY</u> X NJ		Turn-Around Time RUSH - Same Day <input type="checkbox"/> RUSH - Next Day <input type="checkbox"/> RUSH - Two Day <input type="checkbox"/> RUSH - Three Day <input type="checkbox"/> RUSH - Four Day <input type="checkbox"/> Standard (5-7 Days) <input checked="" type="checkbox"/>		Report Type Summary Report <u>X</u> , pdf Summary w/ QA <u>X</u> , pdf CT RCP Package CTRCP DQADUE Pkg NY ASP A Package NY ASP B Package <u>NP2-10 only</u> , pdf NIDEP Red. Deliv. Electronic Data Deliverables (EDD)	
--	--	---	--	--	--	---	--	--	--	---	--

Print Clearly and Legibly. All information must be complete. Samples will NOT be logged in and the turn-around time clock will not begin until any questions by York are resolved.

Samples Collected/Authorized By (Signature)
STEPHEN HANAT
 Name (printed)

Matrix Codes	Volatiles	Semi-Volatiles	Metals	Misc. Org.	Full Lists	Misc.
S - soil	8260 full	8270 or 625	RCRA 8	TPH GRO	PrL Poll.	Centrosivity
Other - specify (oil, etc.)	TICs	STARS list	PP 13 list	TPH DR0	TCL Ogans	Reactivity
WW - wastewater	Site Spec.	BN Only	TAL	CT ET/PH	TAL, MeCV	Ignitability
GW - groundwater	STARS list	Acids Only	CT RCP	NY 310-13	Full TCLP	Flash Point
DW - drinking water	BTEX	PAH list	App. IX	TPH 1664	Full App. IX	Sieve Anal.
Air-A - ambient air	MITBE	TAGM list	Site Spec.	Air TO14A	Part 360 metals	Heterotrophs
Air-SV - soil vapor	TCL list	TAGM list	SPL or TCLP	Air TO15	Part 360 metals	TOX
	TAGM list	TCL list	TCLP Pest	Air STARS	Part 360 metals	BTU/b.
	TCLP list	NUDEP list	TCLP Herb	SPL or TCLP	Part 360 metals	Aquatic Tox.
	Arom. only	App. IX	Chlordane	Ax TICs	NYCDEP Sewer	TOC
	Halog. only	TCLP BNA	608 Pest	Methane	NYSEDC Sewer	Asbestos
	App. IX list	SPL or TCLP	8021B list	Helium	TAGM	Silica

Sample Identification	Date Sampled	Sample Matrix	Choose Analyses Needed from the Menu Above and Enter Below	Container Description(s)
WR102913: 1100NP2-6	10/31/13	GW	Fe by EPA 200.7/Fe, Dissolved by EPA 6010 (SW 846-0108) / VOCs, P260 list (EPA SW 845-8200b), plus from 113	3v 2P
WR102913: 1105NP2-7	11/05	GW	Fe by EPA 200.7/Fe, Dissolved by EPA 6010 (SW 846-0108) / VOCs	3v 2P
WR102913: 1100NP2-10	11/10	GW	P260 list (EPA SW 845-8200b), plus from 113 / TDS (SH 2540c)	3v 3P

Comments Preservation _____ Check those Applicable: Special _____ Instructions: Field Filtered <input type="checkbox"/> Lab to Filter <input type="checkbox"/>	4°C _____ Frozen _____ HCl _____ MeOH _____ HNO ₃ _____ NaOH _____ ZnAc _____ Ascorbic Acid _____ Other _____	Temperature on Receipt: <u>3.9</u> °C
	Samples Relinquished By: <u>[Signature]</u> Date/Time: <u>10/31/13 1320</u> Samples Received By: <u>TC Salda</u> Date/Time: <u>10/31/13 1330</u> Price: <u>10-31-13 1800</u>	Samples Relinquished By: _____ Date/Time: _____ Samples Received in LAB by: _____ Date/Time: _____

Field Chain-of-Custody Record

NOTE: York's Std. Terms & Conditions are listed on the back side of this document. This document serves as your written authorization to York to proceed with the analyses requested and your signature binds you to York's Std. Terms & Conditions.

YOUR Information Company: <u>LBG</u> Address: <u>4 Research Dr. Suite 301 Shelton, CT 06484</u> Phone No. <u>203-929-8555</u> Contact Person: <u>Tunde Sandor</u> E-Mail Address: <u>TSandor@lbgct.com</u>		Report To: Company: <u>Same</u> Address: _____ Phone No. _____ Attention: _____ E-Mail Address: _____		Invoice To: Company: <u>Same</u> Address: _____ Phone No. _____ Attention: _____ E-Mail Address: _____		YOUR Project ID <u>Howe Industries</u> Purchase Order No. <u>NAB5A6</u> Samples from: CT <u>NY</u> X NJ		Turn-Around Time RUSH - Same Day <input type="checkbox"/> RUSH - Next Day <input type="checkbox"/> RUSH - Two Day <input type="checkbox"/> RUSH - Three Day <input type="checkbox"/> RUSH - Four Day <input type="checkbox"/> Standard (5-7 Days) <input checked="" type="checkbox"/>		Report Type Summary Report <u>X</u> , pdf Summary w/ QA Summary <u>X</u> , pdf CT RCP Package CT RCP DQ/DUE Pkg. NY ASP A Package NY ASP B Package <u>NP2-100aly</u> , pdf NIDEP Red. Deliv. Electronic Data Deliverables (EDD)	
--	--	---	--	--	--	---	--	--	--	--	--

Print Clearly and Legibly. All Information must be completed. Samples will NOT be logged in and the turn-around time clock will not begin until any questions by York are resolved.


 Samples Collected/Authorized By (Signature)
STEPHEN ANAT
 Name (printed)

Volatiles	Semi-Vols.	Metals	Misc. Org.	Full Lists	Misc.
8260 full 624 STARS list BTX MTBE TCL list TAGM list CT RCP list Arom. only Halog. only App. IX list 8021B list	8270 or 625 STARS list BN Only Acids Only PAH list TAGM list CT RCP list TCL list Arom. only Halog. only App. IX list 8021B list	RCRA8 PP13 list TAL CT 15 list TAGM list NIDEP list Total Dissolved SPLP or TCLP Inkz. Metals LIST Below	TPH GRO TPH DRO CT ETPH NY 310-13 TPH 1664 Air TO14A Air TO15 Air STARS Air VPH Air TCS Methane Helon	PH Poll. TCL Ogans TAL MeCN Full TCLP Full App IX Part 360-Reuse Part 360-Desine Part 360-pest Part 360-pest NYCDEP-sever NYCDEP-sever NYCDEP-sever TAGM	Concosity Reactivity Ignitability Flash Point Sieve Anal. Hexenotriols TOX BTUlb. Aquatic Tox. TOC Asbestos Silica

Choose Analyses Needed from the Menu Above and Enter Below

Sample Identification	Date Sampled	Sample Matrix	4°C	Frozen	HCl	MeOH	HNO ₃	H ₂ O	NaOH	Container Description(s)	Temperature on Receipt
WR102813: 1100NP2-6	10/29/13 1100	GW								3x 2P	
WR102813: 1105NP2-7	↓ 1105	GW								3x 2P	
WR102813: 1108NP2-10	↓ 1110	GW								3x 3P	
Fe by EPA 200.7/Fe, Dissolved by EPA 6010 (SW 846-6010b) / VOCs, 8260 List (EPA SW 845-8260b) plus from 113 ↓ Fe by EPA 200.7/Fe, Dissolved by EPA 6010 (SW 846-6010b) / VOCs 8260 List (EPA SW 845-8260b) plus from 113 / TDS (SH 2540c)											
Comments Preservation: Check those applicable Special Instructions: Field Filtered <input type="checkbox"/> Lab to Filter <input type="checkbox"/>											
Samples Relinquished By: <u>[Signature]</u> Date/Time: <u>10/31/13 1320</u> Samples Received By: <u>TC Sullivan</u> Date/Time: <u>10/31/13 1330</u> Samples Relinquished By: <u>[Signature]</u> Date/Time: <u>10-31-13 1800</u> Samples Received in LAB by: _____ Date/Time: _____											

APPENDIX II
OCTOBER 2013 LABORATORY ANALYTICAL REPORTS
FOR FSP&T AND FP&T RECOVERY WELLS



Technical Report

prepared for:

Leggette Brashears & Graham Shelton Office

4 Research Drive, Suite 301

Shelton CT, 06484

Attention: Tunde Komuves-Sandor

Report Date: 11/01/2013

Client Project ID: Rowe Industries

York Project (SDG) No.: 13J0968

CT Cert. No. PH-0723

New Jersey Cert. No. CT-005



New York Cert. No. 10854

PA Cert. No. 68-04440

Report Date: 11/01/2013
Client Project ID: Rowe Industries
York Project (SDG) No.: 13J0968

Leggette Brashears & Graham Shelton Office
4 Research Drive, Suite 301
Shelton CT, 06484
Attention: Tunde Komuves-Sandor

Purpose and Results

This report contains the analytical data for the sample(s) identified on the attached chain-of-custody received in our laboratory on October 25, 2013 and listed below. The project was identified as your project: **Rowe Industries**.

The analyses were conducted utilizing appropriate EPA, Standard Methods, and ASTM methods as detailed in the data summary tables.

All samples were received in proper condition meeting the customary acceptance requirements for environmental samples except those indicated under the Notes section of this report.

All analyses met the method and laboratory standard operating procedure requirements except as indicated by any data flags, the meaning of which are explained in the attachment to this report, and case narrative if applicable.

The results of the analyses, which are all reported on dry weight basis (soils) unless otherwise noted, are detailed in the following pages.

Please contact Client Services at 203.325.1371 with any questions regarding this report.

<u>York Sample ID</u>	<u>Client Sample ID</u>	<u>Matrix</u>	<u>Date Collected</u>	<u>Date Received</u>
13J0968-01	WQ102413:1000NP1-1-2	Water	10/24/2013	10/25/2013
13J0968-02	WQ102413:1010NP1-1-4	Water	10/24/2013	10/25/2013
13J0968-03	WQ102413:1020NP1-1-6	Water	10/24/2013	10/25/2013
13J0968-04	WQ102413:1030NP1-1-7	Water	10/24/2013	10/25/2013

General Notes for York Project (SDG) No.: 13J0968

1. The RLs and MDLs (Reporting Limit and Method Detection Limit respectively) reported are adjusted for any dilution necessary due to the levels of target and/or non-target analytes and matrix interference. The RL(REPORTING LIMIT) is based upon the lowest standard utilized for the calibration where applicable.
2. Samples are retained for a period of thirty days after submittal of report, unless other arrangements are made.
3. York's liability for the above data is limited to the dollar value paid to York for the referenced project.
4. This report shall not be reproduced without the written approval of York Analytical Laboratories, Inc.
5. All samples were received in proper condition for analysis with proper documentation, unless otherwise noted.
6. All analyses conducted met method or Laboratory SOP requirements. See the Qualifiers and/or Narrative sections for further information.
7. It is noted that no analyses reported herein were subcontracted to another laboratory, unless noted in the report.
8. This report reflects results that relate only to the samples submitted on the attached chain-of-custody form(s) received by York.

Approved By:



Benjamin Gulizia
Laboratory Director

Date: 11/01/2013

YORK



Sample Information

Client Sample ID: WQ102413:1000NP1-1-2

York Sample ID: 13J0968-01

York Project (SDG) No.
13J0968

Client Project ID
Rowe Industries

Matrix
Water

Collection Date/Time
October 24, 2013 10:00 am

Date Received
10/25/2013


Volatile Organics, 8260 List - Low Level

Log-in Notes:

Sample Notes:

Sample Prepared by Method: EPA 5030B

CAS No.	Parameter	Result	Flag	Units	MDL	RL	Dilution	Reference Method	Date/Time Prepared	Date/Time Analyzed	Analyst
630-20-6	1,1,1,2-Tetrachloroethane	ND		ug/L	0.20	0.50	1	EPA 8260C	11/01/2013 09:15	11/01/2013 09:50	BK
71-55-6	1,1,1-Trichloroethane	ND		ug/L	0.20	0.50	1	EPA 8260C	11/01/2013 09:15	11/01/2013 09:50	BK
79-34-5	1,1,2,2-Tetrachloroethane	ND		ug/L	0.20	0.50	1	EPA 8260C	11/01/2013 09:15	11/01/2013 09:50	BK
76-13-1	1,1,2-Trichloro-1,2,2-trifluoroethane (Freon 113)	ND		ug/L	0.20	0.50	1	EPA 8260C	11/01/2013 09:15	11/01/2013 09:50	BK
79-00-5	1,1,2-Trichloroethane	ND		ug/L	0.20	0.50	1	EPA 8260C	11/01/2013 09:15	11/01/2013 09:50	BK
75-34-3	1,1-Dichloroethane	ND		ug/L	0.20	0.50	1	EPA 8260C	11/01/2013 09:15	11/01/2013 09:50	BK
75-35-4	1,1-Dichloroethylene	ND		ug/L	0.20	0.50	1	EPA 8260C	11/01/2013 09:15	11/01/2013 09:50	BK
563-58-6	1,1-Dichloropropylene	ND		ug/L	0.20	0.50	1	EPA 8260C	11/01/2013 09:15	11/01/2013 09:50	BK
87-61-6	1,2,3-Trichlorobenzene	ND		ug/L	0.20	0.50	1	EPA 8260C	11/01/2013 09:15	11/01/2013 09:50	BK
96-18-4	1,2,3-Trichloropropane	ND		ug/L	0.20	0.50	1	EPA 8260C	11/01/2013 09:15	11/01/2013 09:50	BK
120-82-1	1,2,4-Trichlorobenzene	ND		ug/L	0.20	0.50	1	EPA 8260C	11/01/2013 09:15	11/01/2013 09:50	BK
95-63-6	1,2,4-Trimethylbenzene	ND		ug/L	0.20	0.50	1	EPA 8260C	11/01/2013 09:15	11/01/2013 09:50	BK
96-12-8	1,2-Dibromo-3-chloropropane	ND		ug/L	0.20	0.50	1	EPA 8260C	11/01/2013 09:15	11/01/2013 09:50	BK
106-93-4	1,2-Dibromoethane	ND		ug/L	0.20	0.50	1	EPA 8260C	11/01/2013 09:15	11/01/2013 09:50	BK
95-50-1	1,2-Dichlorobenzene	ND		ug/L	0.20	0.50	1	EPA 8260C	11/01/2013 09:15	11/01/2013 09:50	BK
107-06-2	1,2-Dichloroethane	ND		ug/L	0.20	0.50	1	EPA 8260C	11/01/2013 09:15	11/01/2013 09:50	BK
78-87-5	1,2-Dichloropropane	ND		ug/L	0.20	0.50	1	EPA 8260C	11/01/2013 09:15	11/01/2013 09:50	BK
108-67-8	1,3,5-Trimethylbenzene	ND		ug/L	0.20	0.50	1	EPA 8260C	11/01/2013 09:15	11/01/2013 09:50	BK
541-73-1	1,3-Dichlorobenzene	ND		ug/L	0.20	0.50	1	EPA 8260C	11/01/2013 09:15	11/01/2013 09:50	BK
142-28-9	1,3-Dichloropropane	ND		ug/L	0.20	0.50	1	EPA 8260C	11/01/2013 09:15	11/01/2013 09:50	BK
106-46-7	1,4-Dichlorobenzene	ND		ug/L	0.20	0.50	1	EPA 8260C	11/01/2013 09:15	11/01/2013 09:50	BK
594-20-7	2,2-Dichloropropane	ND		ug/L	0.20	0.50	1	EPA 8260C	11/01/2013 09:15	11/01/2013 09:50	BK
95-49-8	2-Chlorotoluene	ND		ug/L	0.20	0.50	1	EPA 8260C	11/01/2013 09:15	11/01/2013 09:50	BK
591-78-6	2-Hexanone	ND		ug/L	0.20	0.50	1	EPA 8260C	11/01/2013 09:15	11/01/2013 09:50	BK
106-43-4	4-Chlorotoluene	ND		ug/L	0.20	0.50	1	EPA 8260C	11/01/2013 09:15	11/01/2013 09:50	BK
67-64-1	Acetone	ND		ug/L	1.0	2.0	1	EPA 8260C	11/01/2013 09:15	11/01/2013 09:50	BK
71-43-2	Benzene	ND		ug/L	0.20	0.50	1	EPA 8260C	11/01/2013 09:15	11/01/2013 09:50	BK
108-86-1	Bromobenzene	ND		ug/L	0.20	0.50	1	EPA 8260C	11/01/2013 09:15	11/01/2013 09:50	BK
74-97-5	Bromochloromethane	ND		ug/L	0.20	0.50	1	EPA 8260C	11/01/2013 09:15	11/01/2013 09:50	BK
75-27-4	Bromodichloromethane	ND		ug/L	0.20	0.50	1	EPA 8260C	11/01/2013 09:15	11/01/2013 09:50	BK
75-25-2	Bromoform	ND		ug/L	0.20	0.50	1	EPA 8260C	11/01/2013 09:15	11/01/2013 09:50	BK
74-83-9	Bromomethane	ND		ug/L	0.20	0.50	1	EPA 8260C	11/01/2013 09:15	11/01/2013 09:50	BK



Sample Information

Client Sample ID: WQ102413:1000NP1-1-2

York Sample ID: 13J0968-01

York Project (SDG) No.

Client Project ID

Matrix

Collection Date/Time

Date Received

13J0968

Rowe Industries

Water

October 24, 2013 10:00 am

10/25/2013

Volatile Organics, 8260 List - Low Level

Log-in Notes:

Sample Notes:

Sample Prepared by Method: EPA 5030B

CAS No.	Parameter	Result	Flag	Units	MDL	RL	Dilution	Reference Method	Date/Time Prepared	Date/Time Analyzed	Analyst
56-23-5	Carbon tetrachloride	ND		ug/L	0.20	0.50	1	EPA 8260C	11/01/2013 09:15	11/01/2013 09:50	BK
108-90-7	Chlorobenzene	ND		ug/L	0.20	0.50	1	EPA 8260C	11/01/2013 09:15	11/01/2013 09:50	BK
75-00-3	Chloroethane	ND		ug/L	0.20	0.50	1	EPA 8260C	11/01/2013 09:15	11/01/2013 09:50	BK
67-66-3	Chloroform	ND		ug/L	0.20	0.50	1	EPA 8260C	11/01/2013 09:15	11/01/2013 09:50	BK
74-87-3	Chloromethane	ND		ug/L	0.20	0.50	1	EPA 8260C	11/01/2013 09:15	11/01/2013 09:50	BK
156-59-2	cis-1,2-Dichloroethylene	2.9		ug/L	0.20	0.50	1	EPA 8260C	11/01/2013 09:15	11/01/2013 09:50	BK
10061-01-5	cis-1,3-Dichloropropylene	ND		ug/L	0.20	0.50	1	EPA 8260C	11/01/2013 09:15	11/01/2013 09:50	BK
124-48-1	Dibromochloromethane	ND		ug/L	0.20	0.50	1	EPA 8260C	11/01/2013 09:15	11/01/2013 09:50	BK
74-95-3	Dibromomethane	ND		ug/L	0.20	0.50	1	EPA 8260C	11/01/2013 09:15	11/01/2013 09:50	BK
75-71-8	Dichlorodifluoromethane	ND		ug/L	0.20	0.50	1	EPA 8260C	11/01/2013 09:15	11/01/2013 09:50	BK
100-41-4	Ethyl Benzene	ND		ug/L	0.20	0.50	1	EPA 8260C	11/01/2013 09:15	11/01/2013 09:50	BK
87-68-3	Hexachlorobutadiene	ND		ug/L	0.20	0.50	1	EPA 8260C	11/01/2013 09:15	11/01/2013 09:50	BK
98-82-8	Isopropylbenzene	ND		ug/L	0.20	0.50	1	EPA 8260C	11/01/2013 09:15	11/01/2013 09:50	BK
1634-04-4	Methyl tert-butyl ether (MTBE)	ND		ug/L	0.20	0.50	1	EPA 8260C	11/01/2013 09:15	11/01/2013 09:50	BK
75-09-2	Methylene chloride	ND		ug/L	1.0	2.0	1	EPA 8260C	11/01/2013 09:15	11/01/2013 09:50	BK
91-20-3	Naphthalene	ND		ug/L	1.0	2.0	1	EPA 8260C	11/01/2013 09:15	11/01/2013 09:50	BK
104-51-8	n-Butylbenzene	ND		ug/L	0.20	0.50	1	EPA 8260C	11/01/2013 09:15	11/01/2013 09:50	BK
103-65-1	n-Propylbenzene	ND		ug/L	0.20	0.50	1	EPA 8260C	11/01/2013 09:15	11/01/2013 09:50	BK
95-47-6	o-Xylene	ND		ug/L	0.20	0.50	1	EPA 8260C	11/01/2013 09:15	11/01/2013 09:50	BK
179601-23-1	p- & m- Xylenes	ND		ug/L	0.50	1.0	1	EPA 8260C	11/01/2013 09:15	11/01/2013 09:50	BK
99-87-6	p-Isopropyltoluene	ND		ug/L	0.20	0.50	1	EPA 8260C	11/01/2013 09:15	11/01/2013 09:50	BK
135-98-8	sec-Butylbenzene	ND		ug/L	0.20	0.50	1	EPA 8260C	11/01/2013 09:15	11/01/2013 09:50	BK
100-42-5	Styrene	ND		ug/L	0.20	0.50	1	EPA 8260C	11/01/2013 09:15	11/01/2013 09:50	BK
98-06-6	tert-Butylbenzene	ND		ug/L	0.20	0.50	1	EPA 8260C	11/01/2013 09:15	11/01/2013 09:50	BK
127-18-4	Tetrachloroethylene	3.2		ug/L	0.20	0.50	1	EPA 8260C	11/01/2013 09:15	11/01/2013 09:50	BK
108-88-3	Toluene	ND		ug/L	0.20	0.50	1	EPA 8260C	11/01/2013 09:15	11/01/2013 09:50	BK
156-60-5	trans-1,2-Dichloroethylene	ND		ug/L	0.20	0.50	1	EPA 8260C	11/01/2013 09:15	11/01/2013 09:50	BK
10061-02-6	trans-1,3-Dichloropropylene	ND		ug/L	0.20	0.50	1	EPA 8260C	11/01/2013 09:15	11/01/2013 09:50	BK
79-01-6	Trichloroethylene	1.5		ug/L	0.20	0.50	1	EPA 8260C	11/01/2013 09:15	11/01/2013 09:50	BK
75-69-4	Trichlorofluoromethane	ND		ug/L	0.20	0.50	1	EPA 8260C	11/01/2013 09:15	11/01/2013 09:50	BK
75-01-4	Vinyl Chloride	ND	ICV-E	ug/L	0.50	0.50	1	EPA 8260C	11/01/2013 09:15	11/01/2013 09:50	BK
1330-20-7	Xylenes, Total	ND		ug/L	0.60	1.5	1	EPA 8260C	11/01/2013 09:15	11/01/2013 09:50	BK



Sample Information

Client Sample ID: WQ102413:1000NP1-1-2

York Sample ID: 13J0968-01

York Project (SDG) No.

Client Project ID

Matrix

Collection Date/Time

Date Received

13J0968

Rowe Industries

Water

October 24, 2013 10:00 am

10/25/2013

Volatile Organics, 8260 List - Low Level

Log-in Notes:

Sample Notes:

Sample Prepared by Method: EPA 5030B

CAS No.	Parameter	Result	Flag	Units	MDL	RL	Dilution	Reference Method	Date/Time Prepared	Date/Time Analyzed	Analyst
	Surrogate Recoveries	Result									
17060-07-0	Surrogate: 1,2-Dichloroethane-d4	86.3 %			79-133						
460-00-4	Surrogate: p-Bromofluorobenzene	128 %			65-133						
2037-26-5	Surrogate: Toluene-d8	106 %			80-123						

Sample Information

Client Sample ID: WQ102413:1010NP1-1-4

York Sample ID: 13J0968-02

York Project (SDG) No.

Client Project ID

Matrix

Collection Date/Time

Date Received

13J0968

Rowe Industries

Water

October 24, 2013 10:10 am

10/25/2013

Volatile Organics, 8260 List - Low Level

Log-in Notes:

Sample Notes:

Sample Prepared by Method: EPA 5030B

CAS No.	Parameter	Result	Flag	Units	MDL	RL	Dilution	Reference Method	Date/Time Prepared	Date/Time Analyzed	Analyst
630-20-6	1,1,1,2-Tetrachloroethane	ND		ug/L	0.20	0.50	1	EPA 8260C	11/01/2013 09:15	11/01/2013 10:30	BK
71-55-6	1,1,1-Trichloroethane	0.22	J	ug/L	0.20	0.50	1	EPA 8260C	11/01/2013 09:15	11/01/2013 10:30	BK
79-34-5	1,1,2,2-Tetrachloroethane	ND		ug/L	0.20	0.50	1	EPA 8260C	11/01/2013 09:15	11/01/2013 10:30	BK
76-13-1	1,1,2-Trichloro-1,2,2-trifluoroethane (Freon 113)	ND		ug/L	0.20	0.50	1	EPA 8260C	11/01/2013 09:15	11/01/2013 10:30	BK
79-00-5	1,1,2-Trichloroethane	ND		ug/L	0.20	0.50	1	EPA 8260C	11/01/2013 09:15	11/01/2013 10:30	BK
75-34-3	1,1-Dichloroethane	ND		ug/L	0.20	0.50	1	EPA 8260C	11/01/2013 09:15	11/01/2013 10:30	BK
75-35-4	1,1-Dichloroethylene	ND		ug/L	0.20	0.50	1	EPA 8260C	11/01/2013 09:15	11/01/2013 10:30	BK
563-58-6	1,1-Dichloropropylene	ND		ug/L	0.20	0.50	1	EPA 8260C	11/01/2013 09:15	11/01/2013 10:30	BK
87-61-6	1,2,3-Trichlorobenzene	ND		ug/L	0.20	0.50	1	EPA 8260C	11/01/2013 09:15	11/01/2013 10:30	BK
96-18-4	1,2,3-Trichloropropane	ND		ug/L	0.20	0.50	1	EPA 8260C	11/01/2013 09:15	11/01/2013 10:30	BK
120-82-1	1,2,4-Trichlorobenzene	ND		ug/L	0.20	0.50	1	EPA 8260C	11/01/2013 09:15	11/01/2013 10:30	BK
95-63-6	1,2,4-Trimethylbenzene	ND		ug/L	0.20	0.50	1	EPA 8260C	11/01/2013 09:15	11/01/2013 10:30	BK
96-12-8	1,2-Dibromo-3-chloropropane	ND		ug/L	0.20	0.50	1	EPA 8260C	11/01/2013 09:15	11/01/2013 10:30	BK
106-93-4	1,2-Dibromoethane	ND		ug/L	0.20	0.50	1	EPA 8260C	11/01/2013 09:15	11/01/2013 10:30	BK
95-50-1	1,2-Dichlorobenzene	ND		ug/L	0.20	0.50	1	EPA 8260C	11/01/2013 09:15	11/01/2013 10:30	BK
107-06-2	1,2-Dichloroethane	ND		ug/L	0.20	0.50	1	EPA 8260C	11/01/2013 09:15	11/01/2013 10:30	BK
78-87-5	1,2-Dichloropropane	ND		ug/L	0.20	0.50	1	EPA 8260C	11/01/2013 09:15	11/01/2013 10:30	BK
108-67-8	1,3,5-Trimethylbenzene	ND		ug/L	0.20	0.50	1	EPA 8260C	11/01/2013 09:15	11/01/2013 10:30	BK
541-73-1	1,3-Dichlorobenzene	ND		ug/L	0.20	0.50	1	EPA 8260C	11/01/2013 09:15	11/01/2013 10:30	BK
142-28-9	1,3-Dichloropropane	ND		ug/L	0.20	0.50	1	EPA 8260C	11/01/2013 09:15	11/01/2013 10:30	BK



Sample Information

Client Sample ID: WQ102413:1010NP1-1-4

York Sample ID: 13J0968-02

York Project (SDG) No.

Client Project ID

Matrix

Collection Date/Time

Date Received

13J0968

Rowe Industries

Water

October 24, 2013 10:10 am

10/25/2013

Volatile Organics, 8260 List - Low Level

Log-in Notes:

Sample Notes:

Sample Prepared by Method: EPA 5030B

CAS No.	Parameter	Result	Flag	Units	MDL	RL	Dilution	Reference Method	Date/Time Prepared	Date/Time Analyzed	Analyst
106-46-7	1,4-Dichlorobenzene	ND		ug/L	0.20	0.50	1	EPA 8260C	11/01/2013 09:15	11/01/2013 10:30	BK
594-20-7	2,2-Dichloropropane	ND		ug/L	0.20	0.50	1	EPA 8260C	11/01/2013 09:15	11/01/2013 10:30	BK
95-49-8	2-Chlorotoluene	ND		ug/L	0.20	0.50	1	EPA 8260C	11/01/2013 09:15	11/01/2013 10:30	BK
591-78-6	2-Hexanone	ND		ug/L	0.20	0.50	1	EPA 8260C	11/01/2013 09:15	11/01/2013 10:30	BK
106-43-4	4-Chlorotoluene	ND		ug/L	0.20	0.50	1	EPA 8260C	11/01/2013 09:15	11/01/2013 10:30	BK
67-64-1	Acetone	ND		ug/L	1.0	2.0	1	EPA 8260C	11/01/2013 09:15	11/01/2013 10:30	BK
71-43-2	Benzene	ND		ug/L	0.20	0.50	1	EPA 8260C	11/01/2013 09:15	11/01/2013 10:30	BK
108-86-1	Bromobenzene	ND		ug/L	0.20	0.50	1	EPA 8260C	11/01/2013 09:15	11/01/2013 10:30	BK
74-97-5	Bromochloromethane	ND		ug/L	0.20	0.50	1	EPA 8260C	11/01/2013 09:15	11/01/2013 10:30	BK
75-27-4	Bromodichloromethane	ND		ug/L	0.20	0.50	1	EPA 8260C	11/01/2013 09:15	11/01/2013 10:30	BK
75-25-2	Bromoform	ND		ug/L	0.20	0.50	1	EPA 8260C	11/01/2013 09:15	11/01/2013 10:30	BK
74-83-9	Bromomethane	ND		ug/L	0.20	0.50	1	EPA 8260C	11/01/2013 09:15	11/01/2013 10:30	BK
56-23-5	Carbon tetrachloride	ND		ug/L	0.20	0.50	1	EPA 8260C	11/01/2013 09:15	11/01/2013 10:30	BK
108-90-7	Chlorobenzene	ND		ug/L	0.20	0.50	1	EPA 8260C	11/01/2013 09:15	11/01/2013 10:30	BK
75-00-3	Chloroethane	ND		ug/L	0.20	0.50	1	EPA 8260C	11/01/2013 09:15	11/01/2013 10:30	BK
67-66-3	Chloroform	ND		ug/L	0.20	0.50	1	EPA 8260C	11/01/2013 09:15	11/01/2013 10:30	BK
74-87-3	Chloromethane	ND		ug/L	0.20	0.50	1	EPA 8260C	11/01/2013 09:15	11/01/2013 10:30	BK
156-59-2	cis-1,2-Dichloroethylene	ND		ug/L	0.20	0.50	1	EPA 8260C	11/01/2013 09:15	11/01/2013 10:30	BK
10061-01-5	cis-1,3-Dichloropropylene	ND		ug/L	0.20	0.50	1	EPA 8260C	11/01/2013 09:15	11/01/2013 10:30	BK
124-48-1	Dibromochloromethane	ND		ug/L	0.20	0.50	1	EPA 8260C	11/01/2013 09:15	11/01/2013 10:30	BK
74-95-3	Dibromomethane	ND		ug/L	0.20	0.50	1	EPA 8260C	11/01/2013 09:15	11/01/2013 10:30	BK
75-71-8	Dichlorodifluoromethane	ND		ug/L	0.20	0.50	1	EPA 8260C	11/01/2013 09:15	11/01/2013 10:30	BK
100-41-4	Ethyl Benzene	ND		ug/L	0.20	0.50	1	EPA 8260C	11/01/2013 09:15	11/01/2013 10:30	BK
87-68-3	Hexachlorobutadiene	ND		ug/L	0.20	0.50	1	EPA 8260C	11/01/2013 09:15	11/01/2013 10:30	BK
98-82-8	Isopropylbenzene	ND		ug/L	0.20	0.50	1	EPA 8260C	11/01/2013 09:15	11/01/2013 10:30	BK
1634-04-4	Methyl tert-butyl ether (MTBE)	ND		ug/L	0.20	0.50	1	EPA 8260C	11/01/2013 09:15	11/01/2013 10:30	BK
75-09-2	Methylene chloride	ND		ug/L	1.0	2.0	1	EPA 8260C	11/01/2013 09:15	11/01/2013 10:30	BK
91-20-3	Naphthalene	ND		ug/L	1.0	2.0	1	EPA 8260C	11/01/2013 09:15	11/01/2013 10:30	BK
104-51-8	n-Butylbenzene	ND		ug/L	0.20	0.50	1	EPA 8260C	11/01/2013 09:15	11/01/2013 10:30	BK
103-65-1	n-Propylbenzene	ND		ug/L	0.20	0.50	1	EPA 8260C	11/01/2013 09:15	11/01/2013 10:30	BK
95-47-6	o-Xylene	ND		ug/L	0.20	0.50	1	EPA 8260C	11/01/2013 09:15	11/01/2013 10:30	BK
179601-23-1	p- & m- Xylenes	ND		ug/L	0.50	1.0	1	EPA 8260C	11/01/2013 09:15	11/01/2013 10:30	BK



Sample Information

Client Sample ID: WQ102413:1010NP1-1-4

York Sample ID: 13J0968-02

York Project (SDG) No.

Client Project ID

Matrix

Collection Date/Time

Date Received

13J0968

Rowe Industries

Water

October 24, 2013 10:10 am

10/25/2013

Volatile Organics, 8260 List - Low Level

Log-in Notes:

Sample Notes:

Sample Prepared by Method: EPA 5030B

CAS No.	Parameter	Result	Flag	Units	MDL	RL	Dilution	Reference Method	Date/Time Prepared	Date/Time Analyzed	Analyst
99-87-6	p-Isopropyltoluene	ND		ug/L	0.20	0.50	1	EPA 8260C	11/01/2013 09:15	11/01/2013 10:30	BK
135-98-8	sec-Butylbenzene	ND		ug/L	0.20	0.50	1	EPA 8260C	11/01/2013 09:15	11/01/2013 10:30	BK
100-42-5	Styrene	ND		ug/L	0.20	0.50	1	EPA 8260C	11/01/2013 09:15	11/01/2013 10:30	BK
98-06-6	tert-Butylbenzene	ND		ug/L	0.20	0.50	1	EPA 8260C	11/01/2013 09:15	11/01/2013 10:30	BK
127-18-4	Tetrachloroethylene	1.0		ug/L	0.20	0.50	1	EPA 8260C	11/01/2013 09:15	11/01/2013 10:30	BK
108-88-3	Toluene	ND		ug/L	0.20	0.50	1	EPA 8260C	11/01/2013 09:15	11/01/2013 10:30	BK
156-60-5	trans-1,2-Dichloroethylene	ND		ug/L	0.20	0.50	1	EPA 8260C	11/01/2013 09:15	11/01/2013 10:30	BK
10061-02-6	trans-1,3-Dichloropropylene	ND		ug/L	0.20	0.50	1	EPA 8260C	11/01/2013 09:15	11/01/2013 10:30	BK
79-01-6	Trichloroethylene	ND		ug/L	0.20	0.50	1	EPA 8260C	11/01/2013 09:15	11/01/2013 10:30	BK
75-69-4	Trichlorofluoromethane	ND		ug/L	0.20	0.50	1	EPA 8260C	11/01/2013 09:15	11/01/2013 10:30	BK
75-01-4	Vinyl Chloride	ND		ug/L	0.50	0.50	1	EPA 8260C	11/01/2013 09:15	11/01/2013 10:30	BK
1330-20-7	Xylenes, Total	ND		ug/L	0.60	1.5	1	EPA 8260C	11/01/2013 09:15	11/01/2013 10:30	BK
	Surrogate Recoveries	Result			Acceptance Range						
17060-07-0	Surrogate: 1,2-Dichloroethane-d4	91.7 %			79-133						
460-00-4	Surrogate: p-Bromofluorobenzene	130 %			65-133						
2037-26-5	Surrogate: Toluene-d8	108 %			80-123						

Sample Information

Client Sample ID: WQ102413:1020NP1-1-6

York Sample ID: 13J0968-03

York Project (SDG) No.

Client Project ID

Matrix

Collection Date/Time

Date Received

13J0968

Rowe Industries

Water

October 24, 2013 10:20 am

10/25/2013

Volatile Organics, 8260 List - Low Level

Log-in Notes:

Sample Notes:

Sample Prepared by Method: EPA 5030B

CAS No.	Parameter	Result	Flag	Units	MDL	RL	Dilution	Reference Method	Date/Time Prepared	Date/Time Analyzed	Analyst
630-20-6	1,1,1,2-Tetrachloroethane	ND		ug/L	0.20	0.50	1	EPA 8260C	11/01/2013 09:15	11/01/2013 11:13	BK
71-55-6	1,1,1-Trichloroethane	0.72		ug/L	0.20	0.50	1	EPA 8260C	11/01/2013 09:15	11/01/2013 11:13	BK
79-34-5	1,1,2,2-Tetrachloroethane	ND		ug/L	0.20	0.50	1	EPA 8260C	11/01/2013 09:15	11/01/2013 11:13	BK
76-13-1	1,1,2-Trichloro-1,2,2-trifluoroethane (Freon 113)	ND		ug/L	0.20	0.50	1	EPA 8260C	11/01/2013 09:15	11/01/2013 11:13	BK
79-00-5	1,1,2-Trichloroethane	ND		ug/L	0.20	0.50	1	EPA 8260C	11/01/2013 09:15	11/01/2013 11:13	BK
75-34-3	1,1-Dichloroethane	0.44	J	ug/L	0.20	0.50	1	EPA 8260C	11/01/2013 09:15	11/01/2013 11:13	BK
75-35-4	1,1-Dichloroethylene	ND		ug/L	0.20	0.50	1	EPA 8260C	11/01/2013 09:15	11/01/2013 11:13	BK
563-58-6	1,1-Dichloropropylene	ND		ug/L	0.20	0.50	1	EPA 8260C	11/01/2013 09:15	11/01/2013 11:13	BK
87-61-6	1,2,3-Trichlorobenzene	ND		ug/L	0.20	0.50	1	EPA 8260C	11/01/2013 09:15	11/01/2013 11:13	BK



Sample Information

Client Sample ID: WQ102413:1020NP1-1-6

York Sample ID: 13J0968-03

York Project (SDG) No.

Client Project ID

Matrix

Collection Date/Time

Date Received

13J0968

Rowe Industries

Water

October 24, 2013 10:20 am

10/25/2013

Volatile Organics, 8260 List - Low Level

Log-in Notes:

Sample Notes:

Sample Prepared by Method: EPA 5030B

CAS No.	Parameter	Result	Flag	Units	MDL	RL	Dilution	Reference Method	Date/Time Prepared	Date/Time Analyzed	Analyst
96-18-4	1,2,3-Trichloropropane	ND		ug/L	0.20	0.50	1	EPA 8260C	11/01/2013 09:15	11/01/2013 11:13	BK
120-82-1	1,2,4-Trichlorobenzene	ND		ug/L	0.20	0.50	1	EPA 8260C	11/01/2013 09:15	11/01/2013 11:13	BK
95-63-6	1,2,4-Trimethylbenzene	ND		ug/L	0.20	0.50	1	EPA 8260C	11/01/2013 09:15	11/01/2013 11:13	BK
96-12-8	1,2-Dibromo-3-chloropropane	ND		ug/L	0.20	0.50	1	EPA 8260C	11/01/2013 09:15	11/01/2013 11:13	BK
106-93-4	1,2-Dibromoethane	ND		ug/L	0.20	0.50	1	EPA 8260C	11/01/2013 09:15	11/01/2013 11:13	BK
95-50-1	1,2-Dichlorobenzene	ND		ug/L	0.20	0.50	1	EPA 8260C	11/01/2013 09:15	11/01/2013 11:13	BK
107-06-2	1,2-Dichloroethane	ND		ug/L	0.20	0.50	1	EPA 8260C	11/01/2013 09:15	11/01/2013 11:13	BK
78-87-5	1,2-Dichloropropane	ND		ug/L	0.20	0.50	1	EPA 8260C	11/01/2013 09:15	11/01/2013 11:13	BK
108-67-8	1,3,5-Trimethylbenzene	ND		ug/L	0.20	0.50	1	EPA 8260C	11/01/2013 09:15	11/01/2013 11:13	BK
541-73-1	1,3-Dichlorobenzene	ND		ug/L	0.20	0.50	1	EPA 8260C	11/01/2013 09:15	11/01/2013 11:13	BK
142-28-9	1,3-Dichloropropane	ND		ug/L	0.20	0.50	1	EPA 8260C	11/01/2013 09:15	11/01/2013 11:13	BK
106-46-7	1,4-Dichlorobenzene	ND		ug/L	0.20	0.50	1	EPA 8260C	11/01/2013 09:15	11/01/2013 11:13	BK
594-20-7	2,2-Dichloropropane	ND		ug/L	0.20	0.50	1	EPA 8260C	11/01/2013 09:15	11/01/2013 11:13	BK
95-49-8	2-Chlorotoluene	ND		ug/L	0.20	0.50	1	EPA 8260C	11/01/2013 09:15	11/01/2013 11:13	BK
591-78-6	2-Hexanone	ND		ug/L	0.20	0.50	1	EPA 8260C	11/01/2013 09:15	11/01/2013 11:13	BK
106-43-4	4-Chlorotoluene	ND		ug/L	0.20	0.50	1	EPA 8260C	11/01/2013 09:15	11/01/2013 11:13	BK
67-64-1	Acetone	ND		ug/L	1.0	2.0	1	EPA 8260C	11/01/2013 09:15	11/01/2013 11:13	BK
71-43-2	Benzene	ND		ug/L	0.20	0.50	1	EPA 8260C	11/01/2013 09:15	11/01/2013 11:13	BK
108-86-1	Bromobenzene	ND		ug/L	0.20	0.50	1	EPA 8260C	11/01/2013 09:15	11/01/2013 11:13	BK
74-97-5	Bromochloromethane	ND		ug/L	0.20	0.50	1	EPA 8260C	11/01/2013 09:15	11/01/2013 11:13	BK
75-27-4	Bromodichloromethane	ND		ug/L	0.20	0.50	1	EPA 8260C	11/01/2013 09:15	11/01/2013 11:13	BK
75-25-2	Bromoform	ND		ug/L	0.20	0.50	1	EPA 8260C	11/01/2013 09:15	11/01/2013 11:13	BK
74-83-9	Bromomethane	ND		ug/L	0.20	0.50	1	EPA 8260C	11/01/2013 09:15	11/01/2013 11:13	BK
56-23-5	Carbon tetrachloride	ND		ug/L	0.20	0.50	1	EPA 8260C	11/01/2013 09:15	11/01/2013 11:13	BK
108-90-7	Chlorobenzene	ND		ug/L	0.20	0.50	1	EPA 8260C	11/01/2013 09:15	11/01/2013 11:13	BK
75-00-3	Chloroethane	ND		ug/L	0.20	0.50	1	EPA 8260C	11/01/2013 09:15	11/01/2013 11:13	BK
67-66-3	Chloroform	0.20	J	ug/L	0.20	0.50	1	EPA 8260C	11/01/2013 09:15	11/01/2013 11:13	BK
74-87-3	Chloromethane	ND		ug/L	0.20	0.50	1	EPA 8260C	11/01/2013 09:15	11/01/2013 11:13	BK
156-59-2	cis-1,2-Dichloroethylene	ND		ug/L	0.20	0.50	1	EPA 8260C	11/01/2013 09:15	11/01/2013 11:13	BK
10061-01-5	cis-1,3-Dichloropropylene	ND		ug/L	0.20	0.50	1	EPA 8260C	11/01/2013 09:15	11/01/2013 11:13	BK
124-48-1	Dibromochloromethane	ND		ug/L	0.20	0.50	1	EPA 8260C	11/01/2013 09:15	11/01/2013 11:13	BK
74-95-3	Dibromomethane	ND		ug/L	0.20	0.50	1	EPA 8260C	11/01/2013 09:15	11/01/2013 11:13	BK



Sample Information

Client Sample ID: WQ102413:1020NP1-1-6

York Sample ID: 13J0968-03

York Project (SDG) No.

Client Project ID

Matrix

Collection Date/Time

Date Received

13J0968

Rowe Industries

Water

October 24, 2013 10:20 am

10/25/2013

Volatile Organics, 8260 List - Low Level

Log-in Notes:

Sample Notes:

Sample Prepared by Method: EPA 5030B

CAS No.	Parameter	Result	Flag	Units	MDL	RL	Dilution	Reference Method	Date/Time Prepared	Date/Time Analyzed	Analyst
75-71-8	Dichlorodifluoromethane	ND		ug/L	0.20	0.50	1	EPA 8260C	11/01/2013 09:15	11/01/2013 11:13	BK
100-41-4	Ethyl Benzene	ND		ug/L	0.20	0.50	1	EPA 8260C	11/01/2013 09:15	11/01/2013 11:13	BK
87-68-3	Hexachlorobutadiene	ND		ug/L	0.20	0.50	1	EPA 8260C	11/01/2013 09:15	11/01/2013 11:13	BK
98-82-8	Isopropylbenzene	ND		ug/L	0.20	0.50	1	EPA 8260C	11/01/2013 09:15	11/01/2013 11:13	BK
1634-04-4	Methyl tert-butyl ether (MTBE)	ND		ug/L	0.20	0.50	1	EPA 8260C	11/01/2013 09:15	11/01/2013 11:13	BK
75-09-2	Methylene chloride	ND		ug/L	1.0	2.0	1	EPA 8260C	11/01/2013 09:15	11/01/2013 11:13	BK
91-20-3	Naphthalene	ND		ug/L	1.0	2.0	1	EPA 8260C	11/01/2013 09:15	11/01/2013 11:13	BK
104-51-8	n-Butylbenzene	ND		ug/L	0.20	0.50	1	EPA 8260C	11/01/2013 09:15	11/01/2013 11:13	BK
103-65-1	n-Propylbenzene	ND		ug/L	0.20	0.50	1	EPA 8260C	11/01/2013 09:15	11/01/2013 11:13	BK
95-47-6	o-Xylene	ND		ug/L	0.20	0.50	1	EPA 8260C	11/01/2013 09:15	11/01/2013 11:13	BK
179601-23-1	p- & m- Xylenes	ND		ug/L	0.50	1.0	1	EPA 8260C	11/01/2013 09:15	11/01/2013 11:13	BK
99-87-6	p-Isopropyltoluene	ND		ug/L	0.20	0.50	1	EPA 8260C	11/01/2013 09:15	11/01/2013 11:13	BK
135-98-8	sec-Butylbenzene	ND		ug/L	0.20	0.50	1	EPA 8260C	11/01/2013 09:15	11/01/2013 11:13	BK
100-42-5	Styrene	ND		ug/L	0.20	0.50	1	EPA 8260C	11/01/2013 09:15	11/01/2013 11:13	BK
98-06-6	tert-Butylbenzene	ND		ug/L	0.20	0.50	1	EPA 8260C	11/01/2013 09:15	11/01/2013 11:13	BK
127-18-4	Tetrachloroethylene	1.8		ug/L	0.20	0.50	1	EPA 8260C	11/01/2013 09:15	11/01/2013 11:13	BK
108-88-3	Toluene	ND		ug/L	0.20	0.50	1	EPA 8260C	11/01/2013 09:15	11/01/2013 11:13	BK
156-60-5	trans-1,2-Dichloroethylene	ND		ug/L	0.20	0.50	1	EPA 8260C	11/01/2013 09:15	11/01/2013 11:13	BK
10061-02-6	trans-1,3-Dichloropropylene	ND		ug/L	0.20	0.50	1	EPA 8260C	11/01/2013 09:15	11/01/2013 11:13	BK
79-01-6	Trichloroethylene	ND		ug/L	0.20	0.50	1	EPA 8260C	11/01/2013 09:15	11/01/2013 11:13	BK
75-69-4	Trichlorofluoromethane	ND		ug/L	0.20	0.50	1	EPA 8260C	11/01/2013 09:15	11/01/2013 11:13	BK
75-01-4	Vinyl Chloride	ND		ug/L	0.50	0.50	1	EPA 8260C	11/01/2013 09:15	11/01/2013 11:13	BK
1330-20-7	Xylenes, Total	ND		ug/L	0.60	1.5	1	EPA 8260C	11/01/2013 09:15	11/01/2013 11:13	BK
	Surrogate Recoveries	Result			Acceptance Range						
17060-07-0	Surrogate: 1,2-Dichloroethane-d4	98.7 %			79-133						
460-00-4	Surrogate: p-Bromofluorobenzene	118 %			65-133						
2037-26-5	Surrogate: Toluene-d8	106 %			80-123						

Sample Information

Client Sample ID: WQ102413:1030NP1-1-7

York Sample ID: 13J0968-04

York Project (SDG) No.

Client Project ID

Matrix

Collection Date/Time

Date Received

13J0968

Rowe Industries

Water

October 24, 2013 10:30 am

10/25/2013



Sample Information

Client Sample ID: WQ102413:1030NP1-1-7

York Sample ID: 13J0968-04

York Project (SDG) No.

Client Project ID

Matrix

Collection Date/Time

Date Received

13J0968

Rowe Industries

Water

October 24, 2013 10:30 am

10/25/2013

Volatile Organics, 8260 List - Low Level

Log-in Notes:

Sample Notes:

Sample Prepared by Method: EPA 5030B

CAS No.	Parameter	Result	Flag	Units	MDL	RL	Dilution	Reference Method	Date/Time Prepared	Date/Time Analyzed	Analyst
630-20-6	1,1,1,2-Tetrachloroethane	ND		ug/L	0.20	0.50	1	EPA 8260C	11/01/2013 09:15	11/01/2013 11:50	BK
71-55-6	1,1,1-Trichloroethane	ND		ug/L	0.20	0.50	1	EPA 8260C	11/01/2013 09:15	11/01/2013 11:50	BK
79-34-5	1,1,2,2-Tetrachloroethane	ND		ug/L	0.20	0.50	1	EPA 8260C	11/01/2013 09:15	11/01/2013 11:50	BK
76-13-1	1,1,2-Trichloro-1,2,2-trifluoroethane (Freon 113)	ND		ug/L	0.20	0.50	1	EPA 8260C	11/01/2013 09:15	11/01/2013 11:50	BK
79-00-5	1,1,2-Trichloroethane	ND		ug/L	0.20	0.50	1	EPA 8260C	11/01/2013 09:15	11/01/2013 11:50	BK
75-34-3	1,1-Dichloroethane	ND		ug/L	0.20	0.50	1	EPA 8260C	11/01/2013 09:15	11/01/2013 11:50	BK
75-35-4	1,1-Dichloroethylene	ND		ug/L	0.20	0.50	1	EPA 8260C	11/01/2013 09:15	11/01/2013 11:50	BK
563-58-6	1,1-Dichloropropylene	ND		ug/L	0.20	0.50	1	EPA 8260C	11/01/2013 09:15	11/01/2013 11:50	BK
87-61-6	1,2,3-Trichlorobenzene	ND		ug/L	0.20	0.50	1	EPA 8260C	11/01/2013 09:15	11/01/2013 11:50	BK
96-18-4	1,2,3-Trichloropropane	ND		ug/L	0.20	0.50	1	EPA 8260C	11/01/2013 09:15	11/01/2013 11:50	BK
120-82-1	1,2,4-Trichlorobenzene	ND		ug/L	0.20	0.50	1	EPA 8260C	11/01/2013 09:15	11/01/2013 11:50	BK
95-63-6	1,2,4-Trimethylbenzene	ND		ug/L	0.20	0.50	1	EPA 8260C	11/01/2013 09:15	11/01/2013 11:50	BK
96-12-8	1,2-Dibromo-3-chloropropane	ND		ug/L	0.20	0.50	1	EPA 8260C	11/01/2013 09:15	11/01/2013 11:50	BK
106-93-4	1,2-Dibromoethane	ND		ug/L	0.20	0.50	1	EPA 8260C	11/01/2013 09:15	11/01/2013 11:50	BK
95-50-1	1,2-Dichlorobenzene	ND		ug/L	0.20	0.50	1	EPA 8260C	11/01/2013 09:15	11/01/2013 11:50	BK
107-06-2	1,2-Dichloroethane	ND		ug/L	0.20	0.50	1	EPA 8260C	11/01/2013 09:15	11/01/2013 11:50	BK
78-87-5	1,2-Dichloropropane	ND		ug/L	0.20	0.50	1	EPA 8260C	11/01/2013 09:15	11/01/2013 11:50	BK
108-67-8	1,3,5-Trimethylbenzene	ND		ug/L	0.20	0.50	1	EPA 8260C	11/01/2013 09:15	11/01/2013 11:50	BK
541-73-1	1,3-Dichlorobenzene	ND		ug/L	0.20	0.50	1	EPA 8260C	11/01/2013 09:15	11/01/2013 11:50	BK
142-28-9	1,3-Dichloropropane	ND		ug/L	0.20	0.50	1	EPA 8260C	11/01/2013 09:15	11/01/2013 11:50	BK
106-46-7	1,4-Dichlorobenzene	ND		ug/L	0.20	0.50	1	EPA 8260C	11/01/2013 09:15	11/01/2013 11:50	BK
594-20-7	2,2-Dichloropropane	ND		ug/L	0.20	0.50	1	EPA 8260C	11/01/2013 09:15	11/01/2013 11:50	BK
95-49-8	2-Chlorotoluene	ND		ug/L	0.20	0.50	1	EPA 8260C	11/01/2013 09:15	11/01/2013 11:50	BK
591-78-6	2-Hexanone	ND		ug/L	0.20	0.50	1	EPA 8260C	11/01/2013 09:15	11/01/2013 11:50	BK
106-43-4	4-Chlorotoluene	ND		ug/L	0.20	0.50	1	EPA 8260C	11/01/2013 09:15	11/01/2013 11:50	BK
67-64-1	Acetone	ND		ug/L	1.0	2.0	1	EPA 8260C	11/01/2013 09:15	11/01/2013 11:50	BK
71-43-2	Benzene	ND		ug/L	0.20	0.50	1	EPA 8260C	11/01/2013 09:15	11/01/2013 11:50	BK
108-86-1	Bromobenzene	ND		ug/L	0.20	0.50	1	EPA 8260C	11/01/2013 09:15	11/01/2013 11:50	BK
74-97-5	Bromochloromethane	ND		ug/L	0.20	0.50	1	EPA 8260C	11/01/2013 09:15	11/01/2013 11:50	BK
75-27-4	Bromodichloromethane	ND		ug/L	0.20	0.50	1	EPA 8260C	11/01/2013 09:15	11/01/2013 11:50	BK
75-25-2	Bromoform	ND		ug/L	0.20	0.50	1	EPA 8260C	11/01/2013 09:15	11/01/2013 11:50	BK
74-83-9	Bromomethane	ND		ug/L	0.20	0.50	1	EPA 8260C	11/01/2013 09:15	11/01/2013 11:50	BK



Sample Information

Client Sample ID: WQ102413:1030NP1-1-7

York Sample ID: 13J0968-04

York Project (SDG) No.

Client Project ID

Matrix

Collection Date/Time

Date Received

13J0968

Rowe Industries

Water

October 24, 2013 10:30 am

10/25/2013

Volatile Organics, 8260 List - Low Level

Log-in Notes:

Sample Notes:

Sample Prepared by Method: EPA 5030B

CAS No.	Parameter	Result	Flag	Units	MDL	RL	Dilution	Reference Method	Date/Time Prepared	Date/Time Analyzed	Analyst
56-23-5	Carbon tetrachloride	ND		ug/L	0.20	0.50	1	EPA 8260C	11/01/2013 09:15	11/01/2013 11:50	BK
108-90-7	Chlorobenzene	ND		ug/L	0.20	0.50	1	EPA 8260C	11/01/2013 09:15	11/01/2013 11:50	BK
75-00-3	Chloroethane	ND		ug/L	0.20	0.50	1	EPA 8260C	11/01/2013 09:15	11/01/2013 11:50	BK
67-66-3	Chloroform	ND		ug/L	0.20	0.50	1	EPA 8260C	11/01/2013 09:15	11/01/2013 11:50	BK
74-87-3	Chloromethane	ND		ug/L	0.20	0.50	1	EPA 8260C	11/01/2013 09:15	11/01/2013 11:50	BK
156-59-2	cis-1,2-Dichloroethylene	ND		ug/L	0.20	0.50	1	EPA 8260C	11/01/2013 09:15	11/01/2013 11:50	BK
10061-01-5	cis-1,3-Dichloropropylene	ND		ug/L	0.20	0.50	1	EPA 8260C	11/01/2013 09:15	11/01/2013 11:50	BK
124-48-1	Dibromochloromethane	ND		ug/L	0.20	0.50	1	EPA 8260C	11/01/2013 09:15	11/01/2013 11:50	BK
74-95-3	Dibromomethane	ND		ug/L	0.20	0.50	1	EPA 8260C	11/01/2013 09:15	11/01/2013 11:50	BK
75-71-8	Dichlorodifluoromethane	ND		ug/L	0.20	0.50	1	EPA 8260C	11/01/2013 09:15	11/01/2013 11:50	BK
100-41-4	Ethyl Benzene	ND		ug/L	0.20	0.50	1	EPA 8260C	11/01/2013 09:15	11/01/2013 11:50	BK
87-68-3	Hexachlorobutadiene	ND		ug/L	0.20	0.50	1	EPA 8260C	11/01/2013 09:15	11/01/2013 11:50	BK
98-82-8	Isopropylbenzene	ND		ug/L	0.20	0.50	1	EPA 8260C	11/01/2013 09:15	11/01/2013 11:50	BK
1634-04-4	Methyl tert-butyl ether (MTBE)	ND		ug/L	0.20	0.50	1	EPA 8260C	11/01/2013 09:15	11/01/2013 11:50	BK
75-09-2	Methylene chloride	ND		ug/L	1.0	2.0	1	EPA 8260C	11/01/2013 09:15	11/01/2013 11:50	BK
91-20-3	Naphthalene	ND		ug/L	1.0	2.0	1	EPA 8260C	11/01/2013 09:15	11/01/2013 11:50	BK
104-51-8	n-Butylbenzene	ND		ug/L	0.20	0.50	1	EPA 8260C	11/01/2013 09:15	11/01/2013 11:50	BK
103-65-1	n-Propylbenzene	ND		ug/L	0.20	0.50	1	EPA 8260C	11/01/2013 09:15	11/01/2013 11:50	BK
95-47-6	o-Xylene	ND		ug/L	0.20	0.50	1	EPA 8260C	11/01/2013 09:15	11/01/2013 11:50	BK
179601-23-1	p- & m- Xylenes	ND		ug/L	0.50	1.0	1	EPA 8260C	11/01/2013 09:15	11/01/2013 11:50	BK
99-87-6	p-Isopropyltoluene	ND		ug/L	0.20	0.50	1	EPA 8260C	11/01/2013 09:15	11/01/2013 11:50	BK
135-98-8	sec-Butylbenzene	ND		ug/L	0.20	0.50	1	EPA 8260C	11/01/2013 09:15	11/01/2013 11:50	BK
100-42-5	Styrene	ND		ug/L	0.20	0.50	1	EPA 8260C	11/01/2013 09:15	11/01/2013 11:50	BK
98-06-6	tert-Butylbenzene	ND		ug/L	0.20	0.50	1	EPA 8260C	11/01/2013 09:15	11/01/2013 11:50	BK
127-18-4	Tetrachloroethylene	1.0		ug/L	0.20	0.50	1	EPA 8260C	11/01/2013 09:15	11/01/2013 11:50	BK
108-88-3	Toluene	ND		ug/L	0.20	0.50	1	EPA 8260C	11/01/2013 09:15	11/01/2013 11:50	BK
156-60-5	trans-1,2-Dichloroethylene	ND		ug/L	0.20	0.50	1	EPA 8260C	11/01/2013 09:15	11/01/2013 11:50	BK
10061-02-6	trans-1,3-Dichloropropylene	ND		ug/L	0.20	0.50	1	EPA 8260C	11/01/2013 09:15	11/01/2013 11:50	BK
79-01-6	Trichloroethylene	ND		ug/L	0.20	0.50	1	EPA 8260C	11/01/2013 09:15	11/01/2013 11:50	BK
75-69-4	Trichlorofluoromethane	ND		ug/L	0.20	0.50	1	EPA 8260C	11/01/2013 09:15	11/01/2013 11:50	BK
75-01-4	Vinyl Chloride	ND		ug/L	0.50	0.50	1	EPA 8260C	11/01/2013 09:15	11/01/2013 11:50	BK
1330-20-7	Xylenes, Total	ND		ug/L	0.60	1.5	1	EPA 8260C	11/01/2013 09:15	11/01/2013 11:50	BK



Sample Information

Client Sample ID: WQ102413:1030NP1-1-7

York Sample ID: 13J0968-04

York Project (SDG) No.
13J0968

Client Project ID
Rowe Industries

Matrix
Water

Collection Date/Time
October 24, 2013 10:30 am

Date Received
10/25/2013


Volatile Organics, 8260 List - Low Level

Log-in Notes:

Sample Notes:

Sample Prepared by Method: EPA 5030B

CAS No.	Parameter	Result	Flag	Units	MDL	RL	Dilution	Reference Method	Date/Time Prepared	Date/Time Analyzed	Analyst
	Surrogate Recoveries	Result									
17060-07-0	Surrogate: 1,2-Dichloroethane-d4	88.8 %									
460-00-4	Surrogate: p-Bromofluorobenzene	133 %									
2037-26-5	Surrogate: Toluene-d8	109 %									



Analytical Batch Summary

Batch ID: BK30034

Preparation Method: EPA 5030B

Prepared By: EKM

YORK Sample ID	Client Sample ID	Preparation Date
13J0968-01	WQ102413:1000NP1-1-2	11/01/13
13J0968-02	WQ102413:1010NP1-1-4	11/01/13
13J0968-03	WQ102413:1020NP1-1-6	11/01/13
13J0968-04	WQ102413:1030NP1-1-7	11/01/13
BK30034-BLK1	Blank	11/01/13
BK30034-BS1	LCS	11/01/13
BK30034-BSD1	LCS Dup	11/01/13



Volatile Organic Compounds by GC/MS - Quality Control Data

York Analytical Laboratories, Inc.


Analyte	Result	Reporting Limit	Units	Spike Level	Source* Result	%REC	%REC Limits	Flag	RPD	RPD Limit	Flag
---------	--------	-----------------	-------	-------------	----------------	------	-------------	------	-----	-----------	------

Batch BK30034 - EPA 5030B

Blank (BK30034-BLK1)

Prepared & Analyzed: 11/01/2013

1,1,1,2-Tetrachloroethane	ND	0.50	ug/L								
1,1,1-Trichloroethane	ND	0.50	"								
1,1,2,2-Tetrachloroethane	ND	0.50	"								
1,1,2-Trichloro-1,2,2-trifluoroethane (Freon 113)	ND	0.50	"								
1,1,2-Trichloroethane	ND	0.50	"								
1,1-Dichloroethane	ND	0.50	"								
1,1-Dichloroethylene	ND	0.50	"								
1,1-Dichloropropylene	ND	0.50	"								
1,2,3-Trichlorobenzene	ND	0.50	"								
1,2,3-Trichloropropane	ND	0.50	"								
1,2,4-Trichlorobenzene	ND	0.50	"								
1,2,4-Trimethylbenzene	ND	0.50	"								
1,2-Dibromo-3-chloropropane	ND	0.50	"								
1,2-Dibromoethane	ND	0.50	"								
1,2-Dichlorobenzene	ND	0.50	"								
1,2-Dichloroethane	ND	0.50	"								
1,2-Dichloropropane	ND	0.50	"								
1,3,5-Trimethylbenzene	ND	0.50	"								
1,3-Dichlorobenzene	ND	0.50	"								
1,3-Dichloropropane	ND	0.50	"								
1,4-Dichlorobenzene	ND	0.50	"								
2,2-Dichloropropane	ND	0.50	"								
2-Chlorotoluene	ND	0.50	"								
2-Hexanone	ND	0.50	"								
4-Chlorotoluene	ND	0.50	"								
Acetone	ND	2.0	"								
Benzene	ND	0.50	"								
Bromobenzene	ND	0.50	"								
Bromochloromethane	ND	0.50	"								
Bromodichloromethane	ND	0.50	"								
Bromoform	ND	0.50	"								
Bromomethane	ND	0.50	"								
Carbon tetrachloride	ND	0.50	"								
Chlorobenzene	ND	0.50	"								
Chloroethane	ND	0.50	"								
Chloroform	ND	0.50	"								
Chloromethane	ND	0.50	"								
cis-1,2-Dichloroethylene	ND	0.50	"								
cis-1,3-Dichloropropylene	ND	0.50	"								
Dibromochloromethane	ND	0.50	"								
Dibromomethane	ND	0.50	"								
Dichlorodifluoromethane	ND	0.50	"								
Ethyl Benzene	ND	0.50	"								
Hexachlorobutadiene	ND	0.50	"								
Isopropylbenzene	ND	0.50	"								
Methyl tert-butyl ether (MTBE)	ND	0.50	"								
Methylene chloride	ND	2.0	"								
Naphthalene	ND	2.0	"								
n-Butylbenzene	ND	0.50	"								
n-Propylbenzene	ND	0.50	"								
o-Xylene	ND	0.50	"								



Volatile Organic Compounds by GC/MS - Quality Control Data

York Analytical Laboratories, Inc.

Analyte	Result	Reporting Limit	Units	Spike Level	Source* Result	%REC	%REC Limits	Flag	RPD	RPD Limit	Flag
---------	--------	-----------------	-------	-------------	----------------	------	-------------	------	-----	-----------	------

Batch BK30034 - EPA 5030B

Blank (BK30034-BLK1)

Prepared & Analyzed: 11/01/2013

p- & m- Xylenes	ND	1.0	ug/L								
p-Isopropyltoluene	ND	0.50	"								
sec-Butylbenzene	ND	0.50	"								
Styrene	ND	0.50	"								
tert-Butylbenzene	ND	0.50	"								
Tetrachloroethylene	ND	0.50	"								
Toluene	ND	0.50	"								
trans-1,2-Dichloroethylene	ND	0.50	"								
trans-1,3-Dichloropropylene	ND	0.50	"								
Trichloroethylene	ND	0.50	"								
Trichlorofluoromethane	ND	0.50	"								
Vinyl Chloride	ND	0.50	"								
Xylenes, Total	ND	1.5	"								
<i>Surrogate: 1,2-Dichloroethane-d4</i>	9.81		"	10.0		98.1	79-133				
<i>Surrogate: p-Bromofluorobenzene</i>	12.6		"	10.0		126	65-133				
<i>Surrogate: Toluene-d8</i>	10.7		"	10.0		107	80-123				

LCS (BK30034-BS1)

Prepared & Analyzed: 11/01/2013

1,1,1,2-Tetrachloroethane	10.7		ug/L	10.0		107	84-127				
1,1,1-Trichloroethane	9.12		"	10.0		91.2	80-131				
1,1,2,2-Tetrachloroethane	10.5		"	10.0		105	76-120				
1,1,2-Trichloro-1,2,2-trifluoroethane (Freon 113)	8.96		"	10.0		89.6	70-133				
1,1,2-Trichloroethane	10.5		"	10.0		105	73-124				
1,1-Dichloroethane	8.87		"	10.0		88.7	79-123				
1,1-Dichloroethylene	8.19		"	10.0		81.9	71-123				
1,1-Dichloropropylene	8.93		"	10.0		89.3	73-117				
1,2,3-Trichlorobenzene	9.35		"	10.0		93.5	78-117				
1,2,3-Trichloropropane	10.4		"	10.0		104	68-119				
1,2,4-Trichlorobenzene	9.74		"	10.0		97.4	78-117				
1,2,4-Trimethylbenzene	9.55		"	10.0		95.5	68-134				
1,2-Dibromo-3-chloropropane	9.30		"	10.0		93.0	73-129				
1,2-Dibromoethane	10.3		"	10.0		103	73-139				
1,2-Dichlorobenzene	10.4		"	10.0		104	83-110				
1,2-Dichloroethane	8.87		"	10.0		88.7	81-120				
1,2-Dichloropropane	10.7		"	10.0		107	76-120				
1,3,5-Trimethylbenzene	9.69		"	10.0		96.9	74-121				
1,3-Dichlorobenzene	9.90		"	10.0		99.0	82-112				
1,3-Dichloropropane	10.8		"	10.0		108	77-122				
1,4-Dichlorobenzene	9.51		"	10.0		95.1	83-110				
2,2-Dichloropropane	11.1		"	10.0		111	50-163				
2-Chlorotoluene	9.24		"	10.0		92.4	74-115				
2-Hexanone	10.8		"	10.0		108	65-130				
4-Chlorotoluene	9.49		"	10.0		94.9	77-119				
Acetone	6.86		"	10.0		68.6	54-129				
Benzene	9.22		"	10.0		92.2	77-122				
Bromobenzene	10.9		"	10.0		109	76-114				
Bromochloromethane	9.08		"	10.0		90.8	73-125				
Bromodichloromethane	11.3		"	10.0		113	83-120				
Bromoform	11.6		"	10.0		116	72-139				
Bromomethane	7.92		"	10.0		79.2	52-128				
Carbon tetrachloride	9.12		"	10.0		91.2	66-152				
Chlorobenzene	10.1		"	10.0		101	85-113				



Volatile Organic Compounds by GC/MS - Quality Control Data

York Analytical Laboratories, Inc.

Analyte	Result	Reporting Limit	Units	Spike Level	Source* Result	%REC	%REC Limits	Flag	RPD	RPD Limit	Flag
---------	--------	-----------------	-------	-------------	----------------	------	-------------	------	-----	-----------	------

Batch BK30034 - EPA 5030B

LCS (BK30034-BS1)

Prepared & Analyzed: 11/01/2013

Chloroethane	7.52		ug/L	10.0		75.2	60-124				
Chloroform	8.90		"	10.0		89.0	82-119				
Chloromethane	5.68		"	10.0		56.8	42-126				
cis-1,2-Dichloroethylene	9.17		"	10.0		91.7	79-116				
cis-1,3-Dichloropropylene	12.2		"	10.0		122	85-134				
Dibromochloromethane	11.3		"	10.0		113	74-151				
Dibromomethane	10.4		"	10.0		104	74-128				
Dichlorodifluoromethane	7.38		"	10.0		73.8	10-146				
Ethyl Benzene	10.6		"	10.0		106	85-125				
Hexachlorobutadiene	10.4		"	10.0		104	69-131				
Isopropylbenzene	9.58		"	10.0		95.8	71-128				
Methyl tert-butyl ether (MTBE)	8.25		"	10.0		82.5	51-134				
Methylene chloride	8.42		"	10.0		84.2	76-122				
Naphthalene	9.76		"	10.0		97.6	72-127				
n-Butylbenzene	10.5		"	10.0		105	69-127				
n-Propylbenzene	9.66		"	10.0		96.6	70-129				
o-Xylene	11.0		"	10.0		110	83-117				
p- & m- Xylenes	21.8		"	20.0		109	80-126				
p-Isopropyltoluene	10.2		"	10.0		102	74-130				
sec-Butylbenzene	10.4		"	10.0		104	72-132				
Styrene	11.6		"	10.0		116	62-160				
tert-Butylbenzene	9.96		"	10.0		99.6	75-129				
Tetrachloroethylene	10.3		"	10.0		103	67-118				
Toluene	10.1		"	10.0		101	82-118				
trans-1,2-Dichloroethylene	8.56		"	10.0		85.6	76-119				
trans-1,3-Dichloropropylene	12.5		"	10.0		125	80-137				
Trichloroethylene	10.3		"	10.0		103	71-122				
Trichlorofluoromethane	7.34		"	10.0		73.4	67-130				
Vinyl Chloride	6.13		"	10.0		61.3	49-125				
Surrogate: 1,2-Dichloroethane-d4	8.89		"	10.0		88.9	79-133				
Surrogate: p-Bromofluorobenzene	9.80		"	10.0		98.0	65-133				
Surrogate: Toluene-d8	10.1		"	10.0		101	80-123				



Volatile Organic Compounds by GC/MS - Quality Control Data

York Analytical Laboratories, Inc.

Analyte	Result	Reporting Limit	Units	Spike Level	Source* Result	%REC	%REC Limits	Flag	RPD	RPD Limit	Flag
Batch BK30034 - EPA 5030B											
LCS Dup (BK30034-BSD1)											
Prepared & Analyzed: 11/01/2013											
1,1,1,2-Tetrachloroethane	10.4		ug/L	10.0		104	84-127		2.09	30	
1,1,1-Trichloroethane	9.23		"	10.0		92.3	80-131		1.20	30	
1,1,2,2-Tetrachloroethane	11.0		"	10.0		110	76-120		4.18	30	
1,1,2-Trichloro-1,2,2-trifluoroethane (Freon 113)	8.96		"	10.0		89.6	70-133		0.00	30	
1,1,2-Trichloroethane	10.5		"	10.0		105	73-124		0.191	30	
1,1-Dichloroethane	9.04		"	10.0		90.4	79-123		1.90	30	
1,1-Dichloroethylene	8.13		"	10.0		81.3	71-123		0.735	30	
1,1-Dichloropropylene	8.99		"	10.0		89.9	73-117		0.670	30	
1,2,3-Trichlorobenzene	9.72		"	10.0		97.2	78-117		3.88	30	
1,2,3-Trichloropropane	11.0		"	10.0		110	68-119		6.00	30	
1,2,4-Trichlorobenzene	9.74		"	10.0		97.4	78-117		0.00	30	
1,2,4-Trimethylbenzene	9.02		"	10.0		90.2	68-134		5.71	30	
1,2-Dibromo-3-chloropropane	10.2		"	10.0		102	73-129		9.72	30	
1,2-Dibromoethane	10.8		"	10.0		108	73-139		4.84	30	
1,2-Dichlorobenzene	10.3		"	10.0		103	83-110		1.16	30	
1,2-Dichloroethane	9.38		"	10.0		93.8	81-120		5.59	30	
1,2-Dichloropropane	10.4		"	10.0		104	76-120		2.46	30	
1,3,5-Trimethylbenzene	9.47		"	10.0		94.7	74-121		2.30	30	
1,3-Dichlorobenzene	9.73		"	10.0		97.3	82-112		1.73	30	
1,3-Dichloropropane	10.9		"	10.0		109	77-122		0.735	30	
1,4-Dichlorobenzene	9.40		"	10.0		94.0	83-110		1.16	30	
2,2-Dichloropropane	10.6		"	10.0		106	50-163		4.60	30	
2-Chlorotoluene	9.03		"	10.0		90.3	74-115		2.30	30	
2-Hexanone	11.2		"	10.0		112	65-130		3.91	30	
4-Chlorotoluene	9.33		"	10.0		93.3	77-119		1.70	30	
Acetone	7.36		"	10.0		73.6	54-129		7.03	30	
Benzene	9.41		"	10.0		94.1	77-122		2.04	30	
Bromobenzene	10.8		"	10.0		108	76-114		0.923	30	
Bromochloromethane	9.35		"	10.0		93.5	73-125		2.93	30	
Bromodichloromethane	11.3		"	10.0		113	83-120		0.531	30	
Bromoform	11.7		"	10.0		117	72-139		0.600	30	
Bromomethane	7.92		"	10.0		79.2	52-128		0.00	30	
Carbon tetrachloride	9.17		"	10.0		91.7	66-152		0.547	30	
Chlorobenzene	9.82		"	10.0		98.2	85-113		2.91	30	
Chloroethane	7.66		"	10.0		76.6	60-124		1.84	30	
Chloroform	9.11		"	10.0		91.1	82-119		2.33	30	
Chloromethane	5.76		"	10.0		57.6	42-126		1.40	30	
cis-1,2-Dichloroethylene	9.27		"	10.0		92.7	79-116		1.08	30	
cis-1,3-Dichloropropylene	12.0		"	10.0		120	85-134		1.40	30	
Dibromochloromethane	11.5		"	10.0		115	74-151		1.49	30	
Dibromomethane	10.7		"	10.0		107	74-128		3.03	30	
Dichlorodifluoromethane	7.38		"	10.0		73.8	10-146		0.00	30	
Ethyl Benzene	10.4		"	10.0		104	85-125		2.10	30	
Hexachlorobutadiene	10.3		"	10.0		103	69-131		0.873	30	
Isopropylbenzene	9.23		"	10.0		92.3	71-128		3.72	30	
Methyl tert-butyl ether (MTBE)	8.42		"	10.0		84.2	51-134		2.04	30	
Methylene chloride	8.66		"	10.0		86.6	76-122		2.81	30	
Naphthalene	10.6		"	10.0		106	72-127		7.78	30	
n-Butylbenzene	10.1		"	10.0		101	69-127		4.07	30	
n-Propylbenzene	9.32		"	10.0		93.2	70-129		3.58	30	
o-Xylene	10.8		"	10.0		108	83-117		2.20	30	



Volatile Organic Compounds by GC/MS - Quality Control Data

York Analytical Laboratories, Inc.


Analyte	Result	Reporting	Units	Spike Level	Source*	%REC	%REC Limits	Flag	RPD	RPD	Flag
		Limit			Result					Limit	

Batch BK30034 - EPA 5030B

LCS Dup (BK30034-BSD1)

Prepared & Analyzed: 11/01/2013

p- & m- Xylenes	21.6		ug/L	20.0		108	80-126		0.920	30
p-Isopropyltoluene	9.79		"	10.0		97.9	74-130		3.71	30
sec-Butylbenzene	9.78		"	10.0		97.8	72-132		6.34	30
Styrene	11.3		"	10.0		113	62-160		2.10	30
tert-Butylbenzene	9.62		"	10.0		96.2	75-129		3.47	30
Tetrachloroethylene	9.87		"	10.0		98.7	67-118		4.07	30
Toluene	9.96		"	10.0		99.6	82-118		1.69	30
trans-1,2-Dichloroethylene	8.73		"	10.0		87.3	76-119		1.97	30
trans-1,3-Dichloropropylene	12.5		"	10.0		125	80-137		0.240	30
Trichloroethylene	10.1		"	10.0		101	71-122		2.05	30
Trichlorofluoromethane	7.36		"	10.0		73.6	67-130		0.272	30
Vinyl Chloride	6.22		"	10.0		62.2	49-125		1.46	30
<i>Surrogate: 1,2-Dichloroethane-d4</i>	<i>9.70</i>		<i>"</i>	<i>10.0</i>		<i>97.0</i>	<i>79-133</i>			
<i>Surrogate: p-Bromofluorobenzene</i>	<i>9.37</i>		<i>"</i>	<i>10.0</i>		<i>93.7</i>	<i>65-133</i>			
<i>Surrogate: Toluene-d8</i>	<i>10.0</i>		<i>"</i>	<i>10.0</i>		<i>100</i>	<i>80-123</i>			



Volatile Analysis Sample Containers

Lab ID	Client Sample ID	Volatile Sample Container
13J0968-01	WQ102413:1000NP1-1-2	40mL Clear Vial (pre-pres.) HCl; Cool to 4° C
13J0968-02	WQ102413:1010NP1-1-4	40mL Clear Vial (pre-pres.) HCl; Cool to 4° C
13J0968-03	WQ102413:1020NP1-1-6	40mL Clear Vial (pre-pres.) HCl; Cool to 4° C
13J0968-04	WQ102413:1030NP1-1-7	40mL Clear Vial (pre-pres.) HCl; Cool to 4° C

Notes and Definitions

J	Detected below the Reporting Limit but greater than or equal to the Method Detection Limit (MDL/LOD) or in the case of a TIC, the result is an estimated concentration.
ICV-E	The value reported is ESTIMATED. The value is estimated due to its behavior during initial calibration verification (recovery exceeded 30% of expected value).
ND	Analyte NOT DETECTED at the stated Reporting Limit (RL) or above.
RL	REPORTING LIMIT - the minimum reportable value based upon the lowest point in the analyte calibration curve.
MDL	METHOD DETECTION LIMIT - the minimum concentration that can be measured and reported with a 99% confidence that the concentration is greater than zero. If requested or required, a value reported below the RL and above the MDL is considered estimated and is noted with a "J" flag.
NR	Not reported
RPD	Relative Percent Difference
Wet	The data has been reported on an as-received (wet weight) basis
Low Bias	Low Bias flag indicates that the recovery of the flagged analyte is below the laboratory or regulatory lower control limit. The data user should take note that this analyte may be biased low but should evaluate multiple lines of evidence including the LCS and site-specific MS/MSD data to draw bias conclusions. In cases where no site-specific MS/MSD was requested, only the LCS data can be used to evaluate such bias.
High Bias	High Bias flag indicates that the recovery of the flagged analyte is above the laboratory or regulatory upper control limit. The data user should take note that this analyte may be biased high but should evaluate multiple lines of evidence including the LCS and site-specific MS/MSD data to draw bias conclusions. In cases where no site-specific MS/MSD was requested, only the LCS data can be used to evaluate such bias.
Non-Dir.	Non-dir. flag (Non-Directional Bias) indicates that the Relative Percent Difference (RPD) (a measure of precision) among the MS and MSD data is outside the laboratory or regulatory control limit. This alerts the data user where the MS and MSD are from site-specific samples that the RPD is high due to either non-homogeneous distribution of target analyte between the MS/MSD or indicates poor reproducibility for other reasons.

If EPA SW-846 method 8270 is included herein it is noted that the target compound N-nitrosodiphenylamine (NDPA) decomposes in the gas chromatographic inlet and cannot be separated from diphenylamine (DPA). These results could actually represent 100% DPA, 100% NDPA or some combination of the two. For this reason, York reports the combined result for n-nitrosodiphenylamine and diphenylamine for either of these compounds as a combined concentration as Diphenylamine.

If Total PCBs are detected and the target aroclors reported are "Not detected", the Total PCB value is reported due to the presence of either or both Aroclors 1262 and 1268 which are non-target aroclors for some regulatory lists.

2-chloroethylvinyl ether readily breaks down under acidic conditions. Samples that are acid preserved, including standards will exhibit breakdown. The data user should take note.

Certification for pH is no longer offered by NYDOH ELAP.

Semi-Volatile and Volatile analyses are reported down to the MDL, with values between the MDL and the RL being "J" flagged as estimated results.

Field Chain-of-Custody Record

NOTE: York's Std. Terms & Conditions are listed on the back side of this document.
This document serves as your written authorization to York to proceed with the analyses requested and your signature binds you to York's Std. Terms & Conditions unless superseded by written contract.

York Project No. 13J0968

Client Information		Report to:		Invoice To:		Client Project ID		Turn-Around Time		Report Type/Deliverables	
Company: LBG	<input type="checkbox"/> SAME	<input type="checkbox"/> SAME	Name: Tunde Sandor	Name: Mark Goldberg	RUSH Same Day	RUSH Next Day	Summary	Summary	QA/QC Summary	CT RCP Pkg	x, pdf
Address: 4 Research Drive,	Company: Same	Company: Same	Address:	Address:	RUSH Two Day	RUSH Three Day	Purchase Order no.	ASP A Pkg	ASP B Pkg	Excel	x, pdf
Phone no.: Suite 301, Shelton CT, 06484	Address:	Address:	E-mail:	E-mail:	Standard (5-7 days)	OTHER	NABSAG	Excel	EDD	X, Excel	
Contact Person Tunde Sandor	E-mail: Tisandor@lbgct.com	E-mail:	Fax No.:	Fax No.:	Samples from: CT_NY_NJ						

Print Clearly and Legibly. All information must be complete. Samples will NOT be logged in and the turn-around time clock will not begin until any questions by York are resolved.

Matrix Codes
S - soil
Other - specify (oil, etc.)
WW - wastewater
GW - groundwater
DW - drinking water
Air-A - ambient air
Air-SV - soil vapor

Sample Matrix

Volatiles
8260 full
624
STARS
BTX
MTBE
TCL list
CT RCP
Arom.
Halog.
App. IX
8021B list

Metals
RCRA8
PP13
TAL
CT15
Total
Dissolved
SPL or TCLP
TCLP list
TICs
App. IX
TCLP BNA

Misc. Org.
TPH GRO
TPH DR0
CT ETPH
NY 310-13
TPH 418.1
Air TO14A
Air TO15
Air STARS
Air VPH
Air TICs
Chlordane
608 Pest
608 PCB


Full Lists
Pri. Poll.
TCL Organics
Full TCLP
Full App. IX
Part 360/306
Part 360/306
Part 360/306
NYCDEP Sewer
NYCDEP Sewer
TAGM

Miscellaneous Parameters
Comsivity
Reactivity
Ignitability
Flash Point
Full App. IX
Heterocyclics
TOX
BTU/lb.
Aqueatic Tox.
TOC
Asbestos
Silica

Color
Phenols
TKN
Cyanide-T
Cyanide-A
Ammonia-N
Chloride
Phosphate
Tot. Phos.
COD
TSS
Total Solids
pH
MIBAS
TPH - IR

Sample Identification	Date Sampled	Sample Matrix	Choose Analyses Needed from the Menu Above and Enter Below	Container Description(s)
WQ102413.1000NP1-1-2	10/24/13 1000	GW	VOC 8260 full list (EPA SW846-8260B)	3v
WQ102413.1000NP1-2MS	1000	GW	VOC 8260 full list (EPA SW846-8260B)	3v
WQ102413.1000NP1-1-2 MID	1000	GW	VOC 8260 full list (EPA SW846-8260B)	3v
WQ102413.1000NP1-1-4	1010	GW	VOC 8260 full list (EPA SW846-8260B)	3v
WQ102413.1020NP1-1-6	1020	GW	VOC 8260 full list (EPA SW846-8260B)	3v
WQ102413.1030NP1-1-7	1030	GW	VOC 8260 full list (EPA SW846-8260B)	3v
		GW	VOC 8260 full list (EPA SW846-8260B)	
		GW	VOC 8260 full list (EPA SW846-8260B)	

Comments	Cool 4°C	HNO3	H2SO4	NaOH	NONE	FROZEN	Temperature on Receipt
	Samples Relinquished By <u>Katherine Allendorf</u> Date/Time <u>10/25/13 1015</u> Samples Received By <u>J. Bell</u> Date/Time <u>10/25/13 1720</u>						3.8 °C
	Samples Relinquished By _____ Date/Time _____ Samples Received in LAB by _____ Date/Time _____						



Technical Report

prepared for:

Leggette Brashears & Graham Shelton Office

4 Research Drive, Suite 301

Shelton CT, 06484

Attention: Tunde Komuves-Sandor

Report Date: 11/19/2013

Client Project ID: Rowe Industries

York Project (SDG) No.: 13J0967

Revision No. 1.0

CT Cert. No. PH-0723

New Jersey Cert. No. CT-005



New York Cert. No. 10854

PA Cert. No. 68-04440

Table of Contents

Introduction and Sample Cross Reference	3
General Notes Relating to this Report	4
Sample Results	5
WQ102413:1100FRW-1	5
Volatile Organic Compounds by GC/MS	5
WQ102413:1105FRW-2	7
WQ102413:1110FRW-3	9
WQ102413:1115FRW-4	12
Quality Batch Summary	15
QA/QC Summary Data	16
Volatile Organic Compounds by GC/MS EPA 8260C	16
Notes and Specific Data Flags	25
Chain-of-Custody	27

Report Date: 11/19/2013
Client Project ID: Rowe Industries
York Project (SDG) No.: 13J0967

Leggette Brashears & Graham Shelton Office
4 Research Drive, Suite 301
Shelton CT, 06484
Attention: Tunde Komuves-Sandor

Purpose and Results

This report contains the analytical data for the sample(s) identified on the attached chain-of-custody received in our laboratory on October 25, 2013 and listed below. The project was identified as your project: **Rowe Industries**.

The analyses were conducted utilizing appropriate EPA, Standard Methods, and ASTM methods as detailed in the data summary tables.

All samples were received in proper condition meeting the customary acceptance requirements for environmental samples except those indicated under the Notes section of this report.

All analyses met the method and laboratory standard operating procedure requirements except as indicated by any data flags, the meaning of which are explained in the attachment to this report, and case narrative if applicable.

The results of the analyses, which are all reported on dry weight basis (soils) unless otherwise noted, are detailed in the following pages.

Please contact Client Services at 203.325.1371 with any questions regarding this report.

<u>York Sample ID</u>	<u>Client Sample ID</u>	<u>Matrix</u>	<u>Date Collected</u>	<u>Date Received</u>
13J0967-01	WQ102413:1100FRW-1	Water	10/24/2013	10/25/2013
13J0967-02	WQ102413:1105FRW-2	Water	10/24/2013	10/25/2013
13J0967-03	WQ102413:1110FRW-3	Water	10/24/2013	10/25/2013
13J0967-04	WQ102413:1115FRW-4	Water	10/24/2013	10/25/2013

General Notes for York Project (SDG) No.: 13J0967

1. The RLs and MDLs (Reporting Limit and Method Detection Limit respectively) reported are adjusted for any dilution necessary due to the levels of target and/or non-target analytes and matrix interference. The RL(REPORTING LIMIT) is based upon the lowest standard utilized for the calibration where applicable.
2. Samples are retained for a period of thirty days after submittal of report, unless other arrangements are made.
3. York's liability for the above data is limited to the dollar value paid to York for the referenced project.
4. This report shall not be reproduced without the written approval of York Analytical Laboratories, Inc.
5. All samples were received in proper condition for analysis with proper documentation, unless otherwise noted.
6. All analyses conducted met method or Laboratory SOP requirements. See the Qualifiers and/or Narrative sections for further information.
7. It is noted that no analyses reported herein were subcontracted to another laboratory, unless noted in the report.
8. This report reflects results that relate only to the samples submitted on the attached chain-of-custody form(s) received by York.


Approved By:



Benjamin Gulizia
Laboratory Director

Date: 11/19/2013





Sample Information

Client Sample ID: WQ102413:1100FRW-1

York Sample ID: 13J0967-01

York Project (SDG) No.
13J0967

Client Project ID
Rowe Industries

Matrix
Water

Collection Date/Time
October 24, 2013 11:00 am

Date Received
10/25/2013


Volatile Organics, 8260 List - Low Level

Log-in Notes:

Sample Notes:

Sample Prepared by Method: EPA 5030B

CAS No.	Parameter	Result	Flag	Units	MDL	RL	Dilution	Reference Method	Date/Time Prepared	Date/Time Analyzed	Analyst
630-20-6	1,1,1,2-Tetrachloroethane	ND		ug/L	0.20	0.50	1	EPA 8260C	10/31/2013 14:30	11/01/2013 07:04	BK
71-55-6	1,1,1-Trichloroethane	0.37	J	ug/L	0.20	0.50	1	EPA 8260C	10/31/2013 14:30	11/01/2013 07:04	BK
79-34-5	1,1,2,2-Tetrachloroethane	ND		ug/L	0.20	0.50	1	EPA 8260C	10/31/2013 14:30	11/01/2013 07:04	BK
76-13-1	1,1,2-Trichloro-1,2,2-trifluoroethane (Freon 113)	ND		ug/L	0.20	0.50	1	EPA 8260C	10/31/2013 14:30	11/01/2013 07:04	BK
79-00-5	1,1,2-Trichloroethane	ND		ug/L	0.20	0.50	1	EPA 8260C	10/31/2013 14:30	11/01/2013 07:04	BK
75-34-3	1,1-Dichloroethane	ND		ug/L	0.20	0.50	1	EPA 8260C	10/31/2013 14:30	11/01/2013 07:04	BK
75-35-4	1,1-Dichloroethylene	ND		ug/L	0.20	0.50	1	EPA 8260C	10/31/2013 14:30	11/01/2013 07:04	BK
563-58-6	1,1-Dichloropropylene	ND		ug/L	0.20	0.50	1	EPA 8260C	10/31/2013 14:30	11/01/2013 07:04	BK
87-61-6	1,2,3-Trichlorobenzene	ND		ug/L	0.20	0.50	1	EPA 8260C	10/31/2013 14:30	11/01/2013 07:04	BK
96-18-4	1,2,3-Trichloropropane	ND		ug/L	0.20	0.50	1	EPA 8260C	10/31/2013 14:30	11/01/2013 07:04	BK
120-82-1	1,2,4-Trichlorobenzene	ND		ug/L	0.20	0.50	1	EPA 8260C	10/31/2013 14:30	11/01/2013 07:04	BK
95-63-6	1,2,4-Trimethylbenzene	ND		ug/L	0.20	0.50	1	EPA 8260C	10/31/2013 14:30	11/01/2013 07:04	BK
96-12-8	1,2-Dibromo-3-chloropropane	ND		ug/L	0.20	0.50	1	EPA 8260C	10/31/2013 14:30	11/01/2013 07:04	BK
106-93-4	1,2-Dibromoethane	ND		ug/L	0.20	0.50	1	EPA 8260C	10/31/2013 14:30	11/01/2013 07:04	BK
95-50-1	1,2-Dichlorobenzene	ND		ug/L	0.20	0.50	1	EPA 8260C	10/31/2013 14:30	11/01/2013 07:04	BK
107-06-2	1,2-Dichloroethane	ND		ug/L	0.20	0.50	1	EPA 8260C	10/31/2013 14:30	11/01/2013 07:04	BK
78-87-5	1,2-Dichloropropane	ND		ug/L	0.20	0.50	1	EPA 8260C	10/31/2013 14:30	11/01/2013 07:04	BK
108-67-8	1,3,5-Trimethylbenzene	ND		ug/L	0.20	0.50	1	EPA 8260C	10/31/2013 14:30	11/01/2013 07:04	BK
541-73-1	1,3-Dichlorobenzene	ND		ug/L	0.20	0.50	1	EPA 8260C	10/31/2013 14:30	11/01/2013 07:04	BK
142-28-9	1,3-Dichloropropane	ND		ug/L	0.20	0.50	1	EPA 8260C	10/31/2013 14:30	11/01/2013 07:04	BK
106-46-7	1,4-Dichlorobenzene	ND		ug/L	0.20	0.50	1	EPA 8260C	10/31/2013 14:30	11/01/2013 07:04	BK
594-20-7	2,2-Dichloropropane	ND		ug/L	0.20	0.50	1	EPA 8260C	10/31/2013 14:30	11/01/2013 07:04	BK
95-49-8	2-Chlorotoluene	ND		ug/L	0.20	0.50	1	EPA 8260C	10/31/2013 14:30	11/01/2013 07:04	BK
591-78-6	2-Hexanone	ND		ug/L	0.20	0.50	1	EPA 8260C	10/31/2013 14:30	11/01/2013 07:04	BK
106-43-4	4-Chlorotoluene	ND		ug/L	0.20	0.50	1	EPA 8260C	10/31/2013 14:30	11/01/2013 07:04	BK
67-64-1	Acetone	ND		ug/L	1.0	2.0	1	EPA 8260C	10/31/2013 14:30	11/01/2013 07:04	BK
71-43-2	Benzene	ND		ug/L	0.20	0.50	1	EPA 8260C	10/31/2013 14:30	11/01/2013 07:04	BK
108-86-1	Bromobenzene	ND		ug/L	0.20	0.50	1	EPA 8260C	10/31/2013 14:30	11/01/2013 07:04	BK
74-97-5	Bromochloromethane	ND		ug/L	0.20	0.50	1	EPA 8260C	10/31/2013 14:30	11/01/2013 07:04	BK
75-27-4	Bromodichloromethane	ND		ug/L	0.20	0.50	1	EPA 8260C	10/31/2013 14:30	11/01/2013 07:04	BK



Sample Information

Client Sample ID: WQ102413:1100FRW-1

York Sample ID: 13J0967-01

York Project (SDG) No.

Client Project ID

Matrix

Collection Date/Time

Date Received

13J0967

Rowe Industries

Water

October 24, 2013 11:00 am

10/25/2013


Volatile Organics, 8260 List - Low Level

Log-in Notes:

Sample Notes:

Sample Prepared by Method: EPA 5030B

CAS No.	Parameter	Result	Flag	Units	MDL	RL	Dilution	Reference Method	Date/Time Prepared	Date/Time Analyzed	Analyst
75-25-2	Bromoform	ND		ug/L	0.20	0.50	1	EPA 8260C	10/31/2013 14:30	11/01/2013 07:04	BK
74-83-9	Bromomethane	ND		ug/L	0.20	0.50	1	EPA 8260C	10/31/2013 14:30	11/01/2013 07:04	BK
56-23-5	Carbon tetrachloride	ND		ug/L	0.20	0.50	1	EPA 8260C	10/31/2013 14:30	11/01/2013 07:04	BK
108-90-7	Chlorobenzene	ND		ug/L	0.20	0.50	1	EPA 8260C	10/31/2013 14:30	11/01/2013 07:04	BK
75-00-3	Chloroethane	ND		ug/L	0.20	0.50	1	EPA 8260C	10/31/2013 14:30	11/01/2013 07:04	BK
67-66-3	Chloroform	ND		ug/L	0.20	0.50	1	EPA 8260C	10/31/2013 14:30	11/01/2013 07:04	BK
74-87-3	Chloromethane	ND		ug/L	0.20	0.50	1	EPA 8260C	10/31/2013 14:30	11/01/2013 07:04	BK
156-59-2	cis-1,2-Dichloroethylene	10		ug/L	0.20	0.50	1	EPA 8260C	10/31/2013 14:30	11/01/2013 07:04	BK
10061-01-5	cis-1,3-Dichloropropylene	ND		ug/L	0.20	0.50	1	EPA 8260C	10/31/2013 14:30	11/01/2013 07:04	BK
124-48-1	Dibromochloromethane	ND		ug/L	0.20	0.50	1	EPA 8260C	10/31/2013 14:30	11/01/2013 07:04	BK
74-95-3	Dibromomethane	ND		ug/L	0.20	0.50	1	EPA 8260C	10/31/2013 14:30	11/01/2013 07:04	BK
75-71-8	Dichlorodifluoromethane	ND		ug/L	0.20	0.50	1	EPA 8260C	10/31/2013 14:30	11/01/2013 07:04	BK
100-41-4	Ethyl Benzene	ND		ug/L	0.20	0.50	1	EPA 8260C	10/31/2013 14:30	11/01/2013 07:04	BK
87-68-3	Hexachlorobutadiene	ND		ug/L	0.20	0.50	1	EPA 8260C	10/31/2013 14:30	11/01/2013 07:04	BK
98-82-8	Isopropylbenzene	ND		ug/L	0.20	0.50	1	EPA 8260C	10/31/2013 14:30	11/01/2013 07:04	BK
1634-04-4	Methyl tert-butyl ether (MTBE)	ND		ug/L	0.20	0.50	1	EPA 8260C	10/31/2013 14:30	11/01/2013 07:04	BK
75-09-2	Methylene chloride	ND		ug/L	1.0	2.0	1	EPA 8260C	10/31/2013 14:30	11/01/2013 07:04	BK
91-20-3	Naphthalene	ND		ug/L	1.0	2.0	1	EPA 8260C	10/31/2013 14:30	11/01/2013 07:04	BK
104-51-8	n-Butylbenzene	ND		ug/L	0.20	0.50	1	EPA 8260C	10/31/2013 14:30	11/01/2013 07:04	BK
103-65-1	n-Propylbenzene	ND		ug/L	0.20	0.50	1	EPA 8260C	10/31/2013 14:30	11/01/2013 07:04	BK
95-47-6	o-Xylene	ND		ug/L	0.20	0.50	1	EPA 8260C	10/31/2013 14:30	11/01/2013 07:04	BK
179601-23-1	p- & m- Xylenes	ND		ug/L	0.50	1.0	1	EPA 8260C	10/31/2013 14:30	11/01/2013 07:04	BK
99-87-6	p-Isopropyltoluene	ND		ug/L	0.20	0.50	1	EPA 8260C	10/31/2013 14:30	11/01/2013 07:04	BK
135-98-8	sec-Butylbenzene	ND		ug/L	0.20	0.50	1	EPA 8260C	10/31/2013 14:30	11/01/2013 07:04	BK
100-42-5	Styrene	ND		ug/L	0.20	0.50	1	EPA 8260C	10/31/2013 14:30	11/01/2013 07:04	BK
98-06-6	tert-Butylbenzene	ND		ug/L	0.20	0.50	1	EPA 8260C	10/31/2013 14:30	11/01/2013 07:04	BK
127-18-4	Tetrachloroethylene	48		ug/L	1.0	2.5	5	EPA 8260C	10/31/2013 14:30	11/01/2013 16:00	BK
108-88-3	Toluene	ND		ug/L	0.20	0.50	1	EPA 8260C	10/31/2013 14:30	11/01/2013 07:04	BK
156-60-5	trans-1,2-Dichloroethylene	ND		ug/L	0.20	0.50	1	EPA 8260C	10/31/2013 14:30	11/01/2013 07:04	BK
10061-02-6	trans-1,3-Dichloropropylene	ND		ug/L	0.20	0.50	1	EPA 8260C	10/31/2013 14:30	11/01/2013 07:04	BK
79-01-6	Trichloroethylene	2.1		ug/L	0.20	0.50	1	EPA 8260C	10/31/2013 14:30	11/01/2013 07:04	BK
75-69-4	Trichlorofluoromethane	ND		ug/L	0.20	0.50	1	EPA 8260C	10/31/2013 14:30	11/01/2013 07:04	BK



Sample Information

Client Sample ID: WQ102413:1100FRW-1

York Sample ID: 13J0967-01

York Project (SDG) No.

Client Project ID

Matrix

Collection Date/Time

Date Received

13J0967

Rowe Industries

Water

October 24, 2013 11:00 am

10/25/2013

Volatile Organics, 8260 List - Low Level

Log-in Notes:

Sample Notes:

Sample Prepared by Method: EPA 5030B

CAS No.	Parameter	Result	Flag	Units	MDL	RL	Dilution	Reference Method	Date/Time Prepared	Date/Time Analyzed	Analyst
75-01-4	Vinyl Chloride	ND		ug/L	0.50	0.50	1	EPA 8260C	10/31/2013 14:30	11/01/2013 07:04	BK
1330-20-7	Xylenes, Total	ND		ug/L	0.60	1.5	1	EPA 8260C	10/31/2013 14:30	11/01/2013 07:04	BK
Surrogate Recoveries		Result			Acceptance Range						
17060-07-0	Surrogate: 1,2-Dichloroethane-d4	87.4 %			79-133						
460-00-4	Surrogate: p-Bromofluorobenzene	106 %			65-133						
2037-26-5	Surrogate: Toluene-d8	103 %			80-123						

Sample Information

Client Sample ID: WQ102413:1105FRW-2

York Sample ID: 13J0967-02

York Project (SDG) No.

Client Project ID

Matrix

Collection Date/Time

Date Received

13J0967

Rowe Industries

Water

October 24, 2013 11:05 am

10/25/2013


Volatile Organics, 8260 List - Low Level

Log-in Notes:

Sample Notes:

Sample Prepared by Method: EPA 5030B

CAS No.	Parameter	Result	Flag	Units	MDL	RL	Dilution	Reference Method	Date/Time Prepared	Date/Time Analyzed	Analyst
630-20-6	1,1,1,2-Tetrachloroethane	ND		ug/L	0.20	0.50	1	EPA 8260C	10/31/2013 14:30	11/01/2013 07:47	BK
71-55-6	1,1,1-Trichloroethane	ND		ug/L	0.20	0.50	1	EPA 8260C	10/31/2013 14:30	11/01/2013 07:47	BK
79-34-5	1,1,2,2-Tetrachloroethane	ND		ug/L	0.20	0.50	1	EPA 8260C	10/31/2013 14:30	11/01/2013 07:47	BK
76-13-1	1,1,2-Trichloro-1,2,2-trifluoroethane (Freon 113)	ND		ug/L	0.20	0.50	1	EPA 8260C	10/31/2013 14:30	11/01/2013 07:47	BK
79-00-5	1,1,2-Trichloroethane	ND		ug/L	0.20	0.50	1	EPA 8260C	10/31/2013 14:30	11/01/2013 07:47	BK
75-34-3	1,1-Dichloroethane	ND		ug/L	0.20	0.50	1	EPA 8260C	10/31/2013 14:30	11/01/2013 07:47	BK
75-35-4	1,1-Dichloroethylene	ND		ug/L	0.20	0.50	1	EPA 8260C	10/31/2013 14:30	11/01/2013 07:47	BK
563-58-6	1,1-Dichloropropylene	ND		ug/L	0.20	0.50	1	EPA 8260C	10/31/2013 14:30	11/01/2013 07:47	BK
87-61-6	1,2,3-Trichlorobenzene	ND		ug/L	0.20	0.50	1	EPA 8260C	10/31/2013 14:30	11/01/2013 07:47	BK
96-18-4	1,2,3-Trichloropropane	ND		ug/L	0.20	0.50	1	EPA 8260C	10/31/2013 14:30	11/01/2013 07:47	BK
120-82-1	1,2,4-Trichlorobenzene	ND		ug/L	0.20	0.50	1	EPA 8260C	10/31/2013 14:30	11/01/2013 07:47	BK
95-63-6	1,2,4-Trimethylbenzene	ND		ug/L	0.20	0.50	1	EPA 8260C	10/31/2013 14:30	11/01/2013 07:47	BK
96-12-8	1,2-Dibromo-3-chloropropane	ND		ug/L	0.20	0.50	1	EPA 8260C	10/31/2013 14:30	11/01/2013 07:47	BK
106-93-4	1,2-Dibromoethane	ND		ug/L	0.20	0.50	1	EPA 8260C	10/31/2013 14:30	11/01/2013 07:47	BK
95-50-1	1,2-Dichlorobenzene	ND		ug/L	0.20	0.50	1	EPA 8260C	10/31/2013 14:30	11/01/2013 07:47	BK
107-06-2	1,2-Dichloroethane	ND		ug/L	0.20	0.50	1	EPA 8260C	10/31/2013 14:30	11/01/2013 07:47	BK
78-87-5	1,2-Dichloropropane	ND		ug/L	0.20	0.50	1	EPA 8260C	10/31/2013 14:30	11/01/2013 07:47	BK



Sample Information

Client Sample ID: WQ102413:1105FRW-2

York Sample ID: 13J0967-02

York Project (SDG) No.

Client Project ID

Matrix

Collection Date/Time

Date Received

13J0967

Rowe Industries

Water

October 24, 2013 11:05 am

10/25/2013


Volatile Organics, 8260 List - Low Level

Log-in Notes:

Sample Notes:

Sample Prepared by Method: EPA 5030B

CAS No.	Parameter	Result	Flag	Units	MDL	RL	Dilution	Reference Method	Date/Time Prepared	Date/Time Analyzed	Analyst
108-67-8	1,3,5-Trimethylbenzene	ND		ug/L	0.20	0.50	1	EPA 8260C	10/31/2013 14:30	11/01/2013 07:47	BK
541-73-1	1,3-Dichlorobenzene	ND		ug/L	0.20	0.50	1	EPA 8260C	10/31/2013 14:30	11/01/2013 07:47	BK
142-28-9	1,3-Dichloropropane	ND		ug/L	0.20	0.50	1	EPA 8260C	10/31/2013 14:30	11/01/2013 07:47	BK
106-46-7	1,4-Dichlorobenzene	ND		ug/L	0.20	0.50	1	EPA 8260C	10/31/2013 14:30	11/01/2013 07:47	BK
594-20-7	2,2-Dichloropropane	ND		ug/L	0.20	0.50	1	EPA 8260C	10/31/2013 14:30	11/01/2013 07:47	BK
95-49-8	2-Chlorotoluene	ND		ug/L	0.20	0.50	1	EPA 8260C	10/31/2013 14:30	11/01/2013 07:47	BK
591-78-6	2-Hexanone	ND		ug/L	0.20	0.50	1	EPA 8260C	10/31/2013 14:30	11/01/2013 07:47	BK
106-43-4	4-Chlorotoluene	ND		ug/L	0.20	0.50	1	EPA 8260C	10/31/2013 14:30	11/01/2013 07:47	BK
67-64-1	Acetone	ND		ug/L	1.0	2.0	1	EPA 8260C	10/31/2013 14:30	11/01/2013 07:47	BK
71-43-2	Benzene	ND		ug/L	0.20	0.50	1	EPA 8260C	10/31/2013 14:30	11/01/2013 07:47	BK
108-86-1	Bromobenzene	ND		ug/L	0.20	0.50	1	EPA 8260C	10/31/2013 14:30	11/01/2013 07:47	BK
74-97-5	Bromochloromethane	ND		ug/L	0.20	0.50	1	EPA 8260C	10/31/2013 14:30	11/01/2013 07:47	BK
75-27-4	Bromodichloromethane	ND		ug/L	0.20	0.50	1	EPA 8260C	10/31/2013 14:30	11/01/2013 07:47	BK
75-25-2	Bromoform	ND		ug/L	0.20	0.50	1	EPA 8260C	10/31/2013 14:30	11/01/2013 07:47	BK
74-83-9	Bromomethane	ND		ug/L	0.20	0.50	1	EPA 8260C	10/31/2013 14:30	11/01/2013 07:47	BK
56-23-5	Carbon tetrachloride	ND		ug/L	0.20	0.50	1	EPA 8260C	10/31/2013 14:30	11/01/2013 07:47	BK
108-90-7	Chlorobenzene	ND		ug/L	0.20	0.50	1	EPA 8260C	10/31/2013 14:30	11/01/2013 07:47	BK
75-00-3	Chloroethane	ND		ug/L	0.20	0.50	1	EPA 8260C	10/31/2013 14:30	11/01/2013 07:47	BK
67-66-3	Chloroform	ND		ug/L	0.20	0.50	1	EPA 8260C	10/31/2013 14:30	11/01/2013 07:47	BK
74-87-3	Chloromethane	ND		ug/L	0.20	0.50	1	EPA 8260C	10/31/2013 14:30	11/01/2013 07:47	BK
156-59-2	cis-1,2-Dichloroethylene	7.0		ug/L	0.20	0.50	1	EPA 8260C	10/31/2013 14:30	11/01/2013 07:47	BK
10061-01-5	cis-1,3-Dichloropropylene	ND		ug/L	0.20	0.50	1	EPA 8260C	10/31/2013 14:30	11/01/2013 07:47	BK
124-48-1	Dibromochloromethane	ND		ug/L	0.20	0.50	1	EPA 8260C	10/31/2013 14:30	11/01/2013 07:47	BK
74-95-3	Dibromomethane	ND		ug/L	0.20	0.50	1	EPA 8260C	10/31/2013 14:30	11/01/2013 07:47	BK
75-71-8	Dichlorodifluoromethane	ND		ug/L	0.20	0.50	1	EPA 8260C	10/31/2013 14:30	11/01/2013 07:47	BK
100-41-4	Ethyl Benzene	ND		ug/L	0.20	0.50	1	EPA 8260C	10/31/2013 14:30	11/01/2013 07:47	BK
87-68-3	Hexachlorobutadiene	ND		ug/L	0.20	0.50	1	EPA 8260C	10/31/2013 14:30	11/01/2013 07:47	BK
98-82-8	Isopropylbenzene	ND		ug/L	0.20	0.50	1	EPA 8260C	10/31/2013 14:30	11/01/2013 07:47	BK
1634-04-4	Methyl tert-butyl ether (MTBE)	ND		ug/L	0.20	0.50	1	EPA 8260C	10/31/2013 14:30	11/01/2013 07:47	BK
75-09-2	Methylene chloride	ND		ug/L	1.0	2.0	1	EPA 8260C	10/31/2013 14:30	11/01/2013 07:47	BK
91-20-3	Naphthalene	ND		ug/L	1.0	2.0	1	EPA 8260C	10/31/2013 14:30	11/01/2013 07:47	BK



Sample Information

Client Sample ID: WQ102413:1105FRW-2

York Sample ID: 13J0967-02

York Project (SDG) No.

Client Project ID

Matrix

Collection Date/Time

Date Received

13J0967

Rowe Industries

Water

October 24, 2013 11:05 am

10/25/2013

Volatile Organics, 8260 List - Low Level

Log-in Notes:

Sample Notes:

Sample Prepared by Method: EPA 5030B

CAS No.	Parameter	Result	Flag	Units	MDL	RL	Dilution	Reference Method	Date/Time Prepared	Date/Time Analyzed	Analyst
104-51-8	n-Butylbenzene	ND		ug/L	0.20	0.50	1	EPA 8260C	10/31/2013 14:30	11/01/2013 07:47	BK
103-65-1	n-Propylbenzene	ND		ug/L	0.20	0.50	1	EPA 8260C	10/31/2013 14:30	11/01/2013 07:47	BK
95-47-6	o-Xylene	ND		ug/L	0.20	0.50	1	EPA 8260C	10/31/2013 14:30	11/01/2013 07:47	BK
179601-23-1	p- & m- Xylenes	ND		ug/L	0.50	1.0	1	EPA 8260C	10/31/2013 14:30	11/01/2013 07:47	BK
99-87-6	p-Isopropyltoluene	ND		ug/L	0.20	0.50	1	EPA 8260C	10/31/2013 14:30	11/01/2013 07:47	BK
135-98-8	sec-Butylbenzene	ND		ug/L	0.20	0.50	1	EPA 8260C	10/31/2013 14:30	11/01/2013 07:47	BK
100-42-5	Styrene	ND		ug/L	0.20	0.50	1	EPA 8260C	10/31/2013 14:30	11/01/2013 07:47	BK
98-06-6	tert-Butylbenzene	ND		ug/L	0.20	0.50	1	EPA 8260C	10/31/2013 14:30	11/01/2013 07:47	BK
127-18-4	Tetrachloroethylene	35		ug/L	0.20	0.50	1	EPA 8260C	10/31/2013 14:30	11/01/2013 07:47	BK
108-88-3	Toluene	ND		ug/L	0.20	0.50	1	EPA 8260C	10/31/2013 14:30	11/01/2013 07:47	BK
156-60-5	trans-1,2-Dichloroethylene	ND		ug/L	0.20	0.50	1	EPA 8260C	10/31/2013 14:30	11/01/2013 07:47	BK
10061-02-6	trans-1,3-Dichloropropylene	ND		ug/L	0.20	0.50	1	EPA 8260C	10/31/2013 14:30	11/01/2013 07:47	BK
79-01-6	Trichloroethylene	5.4		ug/L	0.20	0.50	1	EPA 8260C	10/31/2013 14:30	11/01/2013 07:47	BK
75-69-4	Trichlorofluoromethane	ND		ug/L	0.20	0.50	1	EPA 8260C	10/31/2013 14:30	11/01/2013 07:47	BK
75-01-4	Vinyl Chloride	2.7		ug/L	0.50	0.50	1	EPA 8260C	10/31/2013 14:30	11/01/2013 07:47	BK
1330-20-7	Xylenes, Total	ND		ug/L	0.60	1.5	1	EPA 8260C	10/31/2013 14:30	11/01/2013 07:47	BK
	Surrogate Recoveries	Result			Acceptance Range						
17060-07-0	Surrogate: 1,2-Dichloroethane-d4	87.4 %			79-133						
460-00-4	Surrogate: p-Bromofluorobenzene	105 %			65-133						
2037-26-5	Surrogate: Toluene-d8	105 %			80-123						

Sample Information

Client Sample ID: WQ102413:1110FRW-3

York Sample ID: 13J0967-03

York Project (SDG) No.

Client Project ID

Matrix

Collection Date/Time

Date Received

13J0967

Rowe Industries

Water

October 24, 2013 11:10 am

10/25/2013


Volatile Organics, 8260 List - Low Level

Log-in Notes:

Sample Notes:

Sample Prepared by Method: EPA 5030B

CAS No.	Parameter	Result	Flag	Units	MDL	RL	Dilution	Reference Method	Date/Time Prepared	Date/Time Analyzed	Analyst
630-20-6	1,1,1,2-Tetrachloroethane	ND		ug/L	0.20	0.50	1	EPA 8260C	10/31/2013 14:30	11/01/2013 09:13	BK
71-55-6	1,1,1-Trichloroethane	ND		ug/L	0.20	0.50	1	EPA 8260C	10/31/2013 14:30	11/01/2013 09:13	BK
79-34-5	1,1,2,2-Tetrachloroethane	ND		ug/L	0.20	0.50	1	EPA 8260C	10/31/2013 14:30	11/01/2013 09:13	BK



Sample Information

Client Sample ID: WQ102413:1110FRW-3

York Sample ID: 13J0967-03

York Project (SDG) No.

Client Project ID

Matrix

Collection Date/Time

Date Received

13J0967

Rowe Industries

Water

October 24, 2013 11:10 am

10/25/2013


Volatile Organics, 8260 List - Low Level

Log-in Notes:

Sample Notes:

Sample Prepared by Method: EPA 5030B

CAS No.	Parameter	Result	Flag	Units	MDL	RL	Dilution	Reference Method	Date/Time Prepared	Date/Time Analyzed	Analyst
76-13-1	,1,2-Trichloro-1,2,2-trifluoroethane (Freon 113)	ND		ug/L	0.20	0.50	1	EPA 8260C	10/31/2013 14:30	11/01/2013 09:13	BK
79-00-5	1,1,2-Trichloroethane	ND		ug/L	0.20	0.50	1	EPA 8260C	10/31/2013 14:30	11/01/2013 09:13	BK
75-34-3	1,1-Dichloroethane	ND		ug/L	0.20	0.50	1	EPA 8260C	10/31/2013 14:30	11/01/2013 09:13	BK
75-35-4	1,1-Dichloroethylene	ND		ug/L	0.20	0.50	1	EPA 8260C	10/31/2013 14:30	11/01/2013 09:13	BK
563-58-6	1,1-Dichloropropylene	ND		ug/L	0.20	0.50	1	EPA 8260C	10/31/2013 14:30	11/01/2013 09:13	BK
87-61-6	1,2,3-Trichlorobenzene	ND		ug/L	0.20	0.50	1	EPA 8260C	10/31/2013 14:30	11/01/2013 09:13	BK
96-18-4	1,2,3-Trichloropropane	ND		ug/L	0.20	0.50	1	EPA 8260C	10/31/2013 14:30	11/01/2013 09:13	BK
120-82-1	1,2,4-Trichlorobenzene	ND		ug/L	0.20	0.50	1	EPA 8260C	10/31/2013 14:30	11/01/2013 09:13	BK
95-63-6	1,2,4-Trimethylbenzene	ND		ug/L	0.20	0.50	1	EPA 8260C	10/31/2013 14:30	11/01/2013 09:13	BK
96-12-8	1,2-Dibromo-3-chloropropane	ND		ug/L	0.20	0.50	1	EPA 8260C	10/31/2013 14:30	11/01/2013 09:13	BK
106-93-4	1,2-Dibromoethane	ND		ug/L	0.20	0.50	1	EPA 8260C	10/31/2013 14:30	11/01/2013 09:13	BK
95-50-1	1,2-Dichlorobenzene	ND		ug/L	0.20	0.50	1	EPA 8260C	10/31/2013 14:30	11/01/2013 09:13	BK
107-06-2	1,2-Dichloroethane	ND		ug/L	0.20	0.50	1	EPA 8260C	10/31/2013 14:30	11/01/2013 09:13	BK
78-87-5	1,2-Dichloropropane	ND		ug/L	0.20	0.50	1	EPA 8260C	10/31/2013 14:30	11/01/2013 09:13	BK
108-67-8	1,3,5-Trimethylbenzene	ND		ug/L	0.20	0.50	1	EPA 8260C	10/31/2013 14:30	11/01/2013 09:13	BK
541-73-1	1,3-Dichlorobenzene	ND		ug/L	0.20	0.50	1	EPA 8260C	10/31/2013 14:30	11/01/2013 09:13	BK
142-28-9	1,3-Dichloropropane	ND		ug/L	0.20	0.50	1	EPA 8260C	10/31/2013 14:30	11/01/2013 09:13	BK
106-46-7	1,4-Dichlorobenzene	ND		ug/L	0.20	0.50	1	EPA 8260C	10/31/2013 14:30	11/01/2013 09:13	BK
594-20-7	2,2-Dichloropropane	ND		ug/L	0.20	0.50	1	EPA 8260C	10/31/2013 14:30	11/01/2013 09:13	BK
95-49-8	2-Chlorotoluene	ND		ug/L	0.20	0.50	1	EPA 8260C	10/31/2013 14:30	11/01/2013 09:13	BK
591-78-6	2-Hexanone	ND		ug/L	0.20	0.50	1	EPA 8260C	10/31/2013 14:30	11/01/2013 09:13	BK
106-43-4	4-Chlorotoluene	ND		ug/L	0.20	0.50	1	EPA 8260C	10/31/2013 14:30	11/01/2013 09:13	BK
67-64-1	Acetone	ND		ug/L	1.0	2.0	1	EPA 8260C	10/31/2013 14:30	11/01/2013 09:13	BK
71-43-2	Benzene	ND		ug/L	0.20	0.50	1	EPA 8260C	10/31/2013 14:30	11/01/2013 09:13	BK
108-86-1	Bromobenzene	ND		ug/L	0.20	0.50	1	EPA 8260C	10/31/2013 14:30	11/01/2013 09:13	BK
74-97-5	Bromochloromethane	ND		ug/L	0.20	0.50	1	EPA 8260C	10/31/2013 14:30	11/01/2013 09:13	BK
75-27-4	Bromodichloromethane	ND		ug/L	0.20	0.50	1	EPA 8260C	10/31/2013 14:30	11/01/2013 09:13	BK
75-25-2	Bromoform	ND		ug/L	0.20	0.50	1	EPA 8260C	10/31/2013 14:30	11/01/2013 09:13	BK
74-83-9	Bromomethane	ND		ug/L	0.20	0.50	1	EPA 8260C	10/31/2013 14:30	11/01/2013 09:13	BK
56-23-5	Carbon tetrachloride	ND		ug/L	0.20	0.50	1	EPA 8260C	10/31/2013 14:30	11/01/2013 09:13	BK
108-90-7	Chlorobenzene	ND		ug/L	0.20	0.50	1	EPA 8260C	10/31/2013 14:30	11/01/2013 09:13	BK



Sample Information

Client Sample ID: WQ102413:1110FRW-3

York Sample ID: 13J0967-03

York Project (SDG) No.

Client Project ID

Matrix

Collection Date/Time

Date Received

13J0967

Rowe Industries

Water

October 24, 2013 11:10 am

10/25/2013


Volatile Organics, 8260 List - Low Level

Log-in Notes:

Sample Notes:

Sample Prepared by Method: EPA 5030B

CAS No.	Parameter	Result	Flag	Units	MDL	RL	Dilution	Reference Method	Date/Time Prepared	Date/Time Analyzed	Analyst
75-00-3	Chloroethane	ND		ug/L	0.20	0.50	1	EPA 8260C	10/31/2013 14:30	11/01/2013 09:13	BK
67-66-3	Chloroform	ND		ug/L	0.20	0.50	1	EPA 8260C	10/31/2013 14:30	11/01/2013 09:13	BK
74-87-3	Chloromethane	ND		ug/L	0.20	0.50	1	EPA 8260C	10/31/2013 14:30	11/01/2013 09:13	BK
156-59-2	cis-1,2-Dichloroethylene	13		ug/L	0.20	0.50	1	EPA 8260C	10/31/2013 14:30	11/01/2013 09:13	BK
10061-01-5	cis-1,3-Dichloropropylene	ND		ug/L	0.20	0.50	1	EPA 8260C	10/31/2013 14:30	11/01/2013 09:13	BK
124-48-1	Dibromochloromethane	ND		ug/L	0.20	0.50	1	EPA 8260C	10/31/2013 14:30	11/01/2013 09:13	BK
74-95-3	Dibromomethane	ND		ug/L	0.20	0.50	1	EPA 8260C	10/31/2013 14:30	11/01/2013 09:13	BK
75-71-8	Dichlorodifluoromethane	ND		ug/L	0.20	0.50	1	EPA 8260C	10/31/2013 14:30	11/01/2013 09:13	BK
100-41-4	Ethyl Benzene	ND		ug/L	0.20	0.50	1	EPA 8260C	10/31/2013 14:30	11/01/2013 09:13	BK
87-68-3	Hexachlorobutadiene	ND		ug/L	0.20	0.50	1	EPA 8260C	10/31/2013 14:30	11/01/2013 09:13	BK
98-82-8	Isopropylbenzene	1.1		ug/L	0.20	0.50	1	EPA 8260C	10/31/2013 14:30	11/01/2013 09:13	BK
1634-04-4	Methyl tert-butyl ether (MTBE)	ND		ug/L	0.20	0.50	1	EPA 8260C	10/31/2013 14:30	11/01/2013 09:13	BK
75-09-2	Methylene chloride	ND		ug/L	1.0	2.0	1	EPA 8260C	10/31/2013 14:30	11/01/2013 09:13	BK
91-20-3	Naphthalene	ND		ug/L	1.0	2.0	1	EPA 8260C	10/31/2013 14:30	11/01/2013 09:13	BK
104-51-8	n-Butylbenzene	ND		ug/L	0.20	0.50	1	EPA 8260C	10/31/2013 14:30	11/01/2013 09:13	BK
103-65-1	n-Propylbenzene	1.1		ug/L	0.20	0.50	1	EPA 8260C	10/31/2013 14:30	11/01/2013 09:13	BK
95-47-6	o-Xylene	ND		ug/L	0.20	0.50	1	EPA 8260C	10/31/2013 14:30	11/01/2013 09:13	BK
179601-23-1	p- & m- Xylenes	ND		ug/L	0.50	1.0	1	EPA 8260C	10/31/2013 14:30	11/01/2013 09:13	BK
99-87-6	p-Isopropyltoluene	ND		ug/L	0.20	0.50	1	EPA 8260C	10/31/2013 14:30	11/01/2013 09:13	BK
135-98-8	sec-Butylbenzene	ND		ug/L	0.20	0.50	1	EPA 8260C	10/31/2013 14:30	11/01/2013 09:13	BK
100-42-5	Styrene	ND		ug/L	0.20	0.50	1	EPA 8260C	10/31/2013 14:30	11/01/2013 09:13	BK
98-06-6	tert-Butylbenzene	ND		ug/L	0.20	0.50	1	EPA 8260C	10/31/2013 14:30	11/01/2013 09:13	BK
127-18-4	Tetrachloroethylene	18		ug/L	0.20	0.50	1	EPA 8260C	10/31/2013 14:30	11/01/2013 09:13	BK
108-88-3	Toluene	ND		ug/L	0.20	0.50	1	EPA 8260C	10/31/2013 14:30	11/01/2013 09:13	BK
156-60-5	trans-1,2-Dichloroethylene	ND		ug/L	0.20	0.50	1	EPA 8260C	10/31/2013 14:30	11/01/2013 09:13	BK
10061-02-6	trans-1,3-Dichloropropylene	ND		ug/L	0.20	0.50	1	EPA 8260C	10/31/2013 14:30	11/01/2013 09:13	BK
79-01-6	Trichloroethylene	1.9		ug/L	0.20	0.50	1	EPA 8260C	10/31/2013 14:30	11/01/2013 09:13	BK
75-69-4	Trichlorofluoromethane	ND		ug/L	0.20	0.50	1	EPA 8260C	10/31/2013 14:30	11/01/2013 09:13	BK
75-01-4	Vinyl Chloride	0.80		ug/L	0.50	0.50	1	EPA 8260C	10/31/2013 14:30	11/01/2013 09:13	BK
1330-20-7	Xylenes, Total	ND		ug/L	0.60	1.5	1	EPA 8260C	10/31/2013 14:30	11/01/2013 09:13	BK
	Surrogate Recoveries	Result			Acceptance Range						
17060-07-0	Surrogate: 1,2-Dichloroethane-d4	85.7 %			79-133						



Sample Information

Client Sample ID: WQ102413:1110FRW-3

York Sample ID: 13J0967-03

York Project (SDG) No.

Client Project ID

Matrix

Collection Date/Time

Date Received

13J0967

Rowe Industries

Water

October 24, 2013 11:10 am

10/25/2013

Volatile Organics, 8260 List - Low Level

Log-in Notes:

Sample Notes:

Sample Prepared by Method: EPA 5030B

CAS No.	Parameter	Result	Flag	Units	MDL	RL	Dilution	Reference Method	Date/Time Prepared	Date/Time Analyzed	Analyst
460-00-4	Surrogate: p-Bromofluorobenzene	107 %			65-133						
2037-26-5	Surrogate: Toluene-d8	104 %			80-123						

Sample Information

Client Sample ID: WQ102413:1115FRW-4

York Sample ID: 13J0967-04

York Project (SDG) No.

Client Project ID

Matrix

Collection Date/Time

Date Received

13J0967

Rowe Industries

Water

October 24, 2013 11:15 am

10/25/2013


Volatile Organics, 8260 List - Low Level

Log-in Notes:

Sample Notes:

Sample Prepared by Method: EPA 5030B

CAS No.	Parameter	Result	Flag	Units	MDL	RL	Dilution	Reference Method	Date/Time Prepared	Date/Time Analyzed	Analyst
630-20-6	1,1,1,2-Tetrachloroethane	ND		ug/L	0.20	0.50	1	EPA 8260C	10/31/2013 14:30	11/01/2013 09:53	BK
71-55-6	1,1,1-Trichloroethane	ND		ug/L	0.20	0.50	1	EPA 8260C	10/31/2013 14:30	11/01/2013 09:53	BK
79-34-5	1,1,2,2-Tetrachloroethane	ND		ug/L	0.20	0.50	1	EPA 8260C	10/31/2013 14:30	11/01/2013 09:53	BK
76-13-1	1,1,2-Trichloro-1,2,2-trifluoroethane (Freon 113)	ND		ug/L	0.20	0.50	1	EPA 8260C	10/31/2013 14:30	11/01/2013 09:53	BK
79-00-5	1,1,2-Trichloroethane	ND		ug/L	0.20	0.50	1	EPA 8260C	10/31/2013 14:30	11/01/2013 09:53	BK
75-34-3	1,1-Dichloroethane	ND		ug/L	0.20	0.50	1	EPA 8260C	10/31/2013 14:30	11/01/2013 09:53	BK
75-35-4	1,1-Dichloroethylene	ND		ug/L	0.20	0.50	1	EPA 8260C	10/31/2013 14:30	11/01/2013 09:53	BK
563-58-6	1,1-Dichloropropylene	ND		ug/L	0.20	0.50	1	EPA 8260C	10/31/2013 14:30	11/01/2013 09:53	BK
87-61-6	1,2,3-Trichlorobenzene	ND		ug/L	0.20	0.50	1	EPA 8260C	10/31/2013 14:30	11/01/2013 09:53	BK
96-18-4	1,2,3-Trichloropropane	ND		ug/L	0.20	0.50	1	EPA 8260C	10/31/2013 14:30	11/01/2013 09:53	BK
120-82-1	1,2,4-Trichlorobenzene	ND		ug/L	0.20	0.50	1	EPA 8260C	10/31/2013 14:30	11/01/2013 09:53	BK
95-63-6	1,2,4-Trimethylbenzene	ND		ug/L	0.20	0.50	1	EPA 8260C	10/31/2013 14:30	11/01/2013 09:53	BK
96-12-8	1,2-Dibromo-3-chloropropane	ND		ug/L	0.20	0.50	1	EPA 8260C	10/31/2013 14:30	11/01/2013 09:53	BK
106-93-4	1,2-Dibromoethane	ND		ug/L	0.20	0.50	1	EPA 8260C	10/31/2013 14:30	11/01/2013 09:53	BK
95-50-1	1,2-Dichlorobenzene	ND		ug/L	0.20	0.50	1	EPA 8260C	10/31/2013 14:30	11/01/2013 09:53	BK
107-06-2	1,2-Dichloroethane	ND		ug/L	0.20	0.50	1	EPA 8260C	10/31/2013 14:30	11/01/2013 09:53	BK
78-87-5	1,2-Dichloropropane	ND		ug/L	0.20	0.50	1	EPA 8260C	10/31/2013 14:30	11/01/2013 09:53	BK
108-67-8	1,3,5-Trimethylbenzene	ND		ug/L	0.20	0.50	1	EPA 8260C	10/31/2013 14:30	11/01/2013 09:53	BK
541-73-1	1,3-Dichlorobenzene	ND		ug/L	0.20	0.50	1	EPA 8260C	10/31/2013 14:30	11/01/2013 09:53	BK
142-28-9	1,3-Dichloropropane	ND		ug/L	0.20	0.50	1	EPA 8260C	10/31/2013 14:30	11/01/2013 09:53	BK
106-46-7	1,4-Dichlorobenzene	ND		ug/L	0.20	0.50	1	EPA 8260C	10/31/2013 14:30	11/01/2013 09:53	BK



Sample Information

Client Sample ID: WQ102413:1115FRW-4

York Sample ID: 13J0967-04

York Project (SDG) No.

Client Project ID

Matrix

Collection Date/Time

Date Received

13J0967

Rowe Industries

Water

October 24, 2013 11:15 am

10/25/2013


Volatile Organics, 8260 List - Low Level

Log-in Notes:

Sample Notes:

Sample Prepared by Method: EPA 5030B

CAS No.	Parameter	Result	Flag	Units	MDL	RL	Dilution	Reference Method	Date/Time Prepared	Date/Time Analyzed	Analyst
594-20-7	2,2-Dichloropropane	ND		ug/L	0.20	0.50	1	EPA 8260C	10/31/2013 14:30	11/01/2013 09:53	BK
95-49-8	2-Chlorotoluene	ND		ug/L	0.20	0.50	1	EPA 8260C	10/31/2013 14:30	11/01/2013 09:53	BK
591-78-6	2-Hexanone	ND		ug/L	0.20	0.50	1	EPA 8260C	10/31/2013 14:30	11/01/2013 09:53	BK
106-43-4	4-Chlorotoluene	ND		ug/L	0.20	0.50	1	EPA 8260C	10/31/2013 14:30	11/01/2013 09:53	BK
67-64-1	Acetone	ND		ug/L	1.0	2.0	1	EPA 8260C	10/31/2013 14:30	11/01/2013 09:53	BK
71-43-2	Benzene	ND		ug/L	0.20	0.50	1	EPA 8260C	10/31/2013 14:30	11/01/2013 09:53	BK
108-86-1	Bromobenzene	ND		ug/L	0.20	0.50	1	EPA 8260C	10/31/2013 14:30	11/01/2013 09:53	BK
74-97-5	Bromochloromethane	ND		ug/L	0.20	0.50	1	EPA 8260C	10/31/2013 14:30	11/01/2013 09:53	BK
75-27-4	Bromodichloromethane	ND		ug/L	0.20	0.50	1	EPA 8260C	10/31/2013 14:30	11/01/2013 09:53	BK
75-25-2	Bromoform	ND		ug/L	0.20	0.50	1	EPA 8260C	10/31/2013 14:30	11/01/2013 09:53	BK
74-83-9	Bromomethane	ND		ug/L	0.20	0.50	1	EPA 8260C	10/31/2013 14:30	11/01/2013 09:53	BK
56-23-5	Carbon tetrachloride	ND		ug/L	0.20	0.50	1	EPA 8260C	10/31/2013 14:30	11/01/2013 09:53	BK
108-90-7	Chlorobenzene	ND		ug/L	0.20	0.50	1	EPA 8260C	10/31/2013 14:30	11/01/2013 09:53	BK
75-00-3	Chloroethane	ND		ug/L	0.20	0.50	1	EPA 8260C	10/31/2013 14:30	11/01/2013 09:53	BK
67-66-3	Chloroform	ND		ug/L	0.20	0.50	1	EPA 8260C	10/31/2013 14:30	11/01/2013 09:53	BK
74-87-3	Chloromethane	ND		ug/L	0.20	0.50	1	EPA 8260C	10/31/2013 14:30	11/01/2013 09:53	BK
156-59-2	cis-1,2-Dichloroethylene	5.7		ug/L	0.20	0.50	1	EPA 8260C	10/31/2013 14:30	11/01/2013 09:53	BK
10061-01-5	cis-1,3-Dichloropropylene	ND		ug/L	0.20	0.50	1	EPA 8260C	10/31/2013 14:30	11/01/2013 09:53	BK
124-48-1	Dibromochloromethane	ND		ug/L	0.20	0.50	1	EPA 8260C	10/31/2013 14:30	11/01/2013 09:53	BK
74-95-3	Dibromomethane	ND		ug/L	0.20	0.50	1	EPA 8260C	10/31/2013 14:30	11/01/2013 09:53	BK
75-71-8	Dichlorodifluoromethane	ND		ug/L	0.20	0.50	1	EPA 8260C	10/31/2013 14:30	11/01/2013 09:53	BK
100-41-4	Ethyl Benzene	ND		ug/L	0.20	0.50	1	EPA 8260C	10/31/2013 14:30	11/01/2013 09:53	BK
87-68-3	Hexachlorobutadiene	ND		ug/L	0.20	0.50	1	EPA 8260C	10/31/2013 14:30	11/01/2013 09:53	BK
98-82-8	Isopropylbenzene	ND		ug/L	0.20	0.50	1	EPA 8260C	10/31/2013 14:30	11/01/2013 09:53	BK
1634-04-4	Methyl tert-butyl ether (MTBE)	ND		ug/L	0.20	0.50	1	EPA 8260C	10/31/2013 14:30	11/01/2013 09:53	BK
75-09-2	Methylene chloride	ND		ug/L	1.0	2.0	1	EPA 8260C	10/31/2013 14:30	11/01/2013 09:53	BK
91-20-3	Naphthalene	ND		ug/L	1.0	2.0	1	EPA 8260C	10/31/2013 14:30	11/01/2013 09:53	BK
104-51-8	n-Butylbenzene	ND		ug/L	0.20	0.50	1	EPA 8260C	10/31/2013 14:30	11/01/2013 09:53	BK
103-65-1	n-Propylbenzene	ND		ug/L	0.20	0.50	1	EPA 8260C	10/31/2013 14:30	11/01/2013 09:53	BK
95-47-6	o-Xylene	ND		ug/L	0.20	0.50	1	EPA 8260C	10/31/2013 14:30	11/01/2013 09:53	BK
179601-23-1	p- & m- Xylenes	ND		ug/L	0.50	1.0	1	EPA 8260C	10/31/2013 14:30	11/01/2013 09:53	BK



Sample Information

Client Sample ID: WQ102413:1115FRW-4

York Sample ID: 13J0967-04

York Project (SDG) No.

Client Project ID

Matrix

Collection Date/Time

Date Received

13J0967

Rowe Industries

Water

October 24, 2013 11:15 am

10/25/2013


Volatile Organics, 8260 List - Low Level

Log-in Notes:

Sample Notes:

Sample Prepared by Method: EPA 5030B

CAS No.	Parameter	Result	Flag	Units	MDL	RL	Dilution	Reference Method	Date/Time Prepared	Date/Time Analyzed	Analyst
99-87-6	p-Isopropyltoluene	ND		ug/L	0.20	0.50	1	EPA 8260C	10/31/2013 14:30	11/01/2013 09:53	BK
135-98-8	sec-Butylbenzene	ND		ug/L	0.20	0.50	1	EPA 8260C	10/31/2013 14:30	11/01/2013 09:53	BK
100-42-5	Styrene	ND		ug/L	0.20	0.50	1	EPA 8260C	10/31/2013 14:30	11/01/2013 09:53	BK
98-06-6	tert-Butylbenzene	ND		ug/L	0.20	0.50	1	EPA 8260C	10/31/2013 14:30	11/01/2013 09:53	BK
127-18-4	Tetrachloroethylene	10		ug/L	0.20	0.50	1	EPA 8260C	10/31/2013 14:30	11/01/2013 09:53	BK
108-88-3	Toluene	ND		ug/L	0.20	0.50	1	EPA 8260C	10/31/2013 14:30	11/01/2013 09:53	BK
156-60-5	trans-1,2-Dichloroethylene	ND		ug/L	0.20	0.50	1	EPA 8260C	10/31/2013 14:30	11/01/2013 09:53	BK
10061-02-6	trans-1,3-Dichloropropylene	ND		ug/L	0.20	0.50	1	EPA 8260C	10/31/2013 14:30	11/01/2013 09:53	BK
79-01-6	Trichloroethylene	2.1		ug/L	0.20	0.50	1	EPA 8260C	10/31/2013 14:30	11/01/2013 09:53	BK
75-69-4	Trichlorofluoromethane	ND		ug/L	0.20	0.50	1	EPA 8260C	10/31/2013 14:30	11/01/2013 09:53	BK
75-01-4	Vinyl Chloride	ND		ug/L	0.50	0.50	1	EPA 8260C	10/31/2013 14:30	11/01/2013 09:53	BK
1330-20-7	Xylenes, Total	ND		ug/L	0.60	1.5	1	EPA 8260C	10/31/2013 14:30	11/01/2013 09:53	BK
Surrogate Recoveries		Result	Acceptance Range								
17060-07-0	Surrogate: 1,2-Dichloroethane-d4	89.0 %	79-133								
460-00-4	Surrogate: p-Bromofluorobenzene	108 %	65-133								
2037-26-5	Surrogate: Toluene-d8	105 %	80-123								



Analytical Batch Summary

Batch ID: BJ31526

Preparation Method: EPA 5030B

Prepared By: EKM


YORK Sample ID	Client Sample ID	Preparation Date
13J0967-01	WQ102413:1100FRW-1	10/31/13
13J0967-02	WQ102413:1105FRW-2	10/31/13
13J0967-03	WQ102413:1110FRW-3	10/31/13
13J0967-04	WQ102413:1115FRW-4	10/31/13
BJ31526-BLK1	Blank	10/31/13
BJ31526-BS1	LCS	10/31/13
BJ31526-BSD1	LCS Dup	10/31/13

Batch ID: BK30035

Preparation Method: EPA 5030B

Prepared By: EKM

YORK Sample ID	Client Sample ID	Preparation Date
13J0967-01RE1	WQ102413:1100FRW-1	10/31/13
BK30035-BLK1	Blank	11/01/13
BK30035-BS1	LCS	11/01/13
BK30035-BSD1	LCS Dup	11/01/13



Volatile Organic Compounds by GC/MS - Quality Control Data
York Analytical Laboratories, Inc.


Analyte	Result	Reporting Limit	Units	Spike Level	Source* Result	%REC	%REC Limits	Flag	RPD	RPD Limit	Flag
---------	--------	-----------------	-------	-------------	----------------	------	-------------	------	-----	-----------	------

Batch BJ31526 - EPA 5030B

Blank (BJ31526-BLK1)

Prepared: 10/31/2013 Analyzed: 11/01/2013

1,1,1,2-Tetrachloroethane	ND	0.50	ug/L								
1,1,1-Trichloroethane	ND	0.50	"								
1,1,2,2-Tetrachloroethane	ND	0.50	"								
1,1,2-Trichloro-1,2,2-trifluoroethane (Freon 113)	ND	0.50	"								
1,1,2-Trichloroethane	ND	0.50	"								
1,1-Dichloroethane	ND	0.50	"								
1,1-Dichloroethylene	ND	0.50	"								
1,1-Dichloropropylene	ND	0.50	"								
1,2,3-Trichlorobenzene	ND	0.50	"								
1,2,3-Trichloropropane	ND	0.50	"								
1,2,4-Trichlorobenzene	ND	0.50	"								
1,2,4-Trimethylbenzene	ND	0.50	"								
1,2-Dibromo-3-chloropropane	ND	0.50	"								
1,2-Dibromoethane	ND	0.50	"								
1,2-Dichlorobenzene	ND	0.50	"								
1,2-Dichloroethane	ND	0.50	"								
1,2-Dichloropropane	ND	0.50	"								
1,3,5-Trimethylbenzene	ND	0.50	"								
1,3-Dichlorobenzene	ND	0.50	"								
1,3-Dichloropropane	ND	0.50	"								
1,4-Dichlorobenzene	ND	0.50	"								
2,2-Dichloropropane	ND	0.50	"								
2-Chlorotoluene	ND	0.50	"								
2-Hexanone	ND	0.50	"								
4-Chlorotoluene	ND	0.50	"								
Acetone	ND	2.0	"								
Benzene	ND	0.50	"								
Bromobenzene	ND	0.50	"								
Bromochloromethane	ND	0.50	"								
Bromodichloromethane	ND	0.50	"								
Bromoform	ND	0.50	"								
Bromomethane	ND	0.50	"								
Carbon tetrachloride	ND	0.50	"								
Chlorobenzene	ND	0.50	"								
Chloroethane	ND	0.50	"								
Chloroform	ND	0.50	"								
Chloromethane	ND	0.50	"								
cis-1,2-Dichloroethylene	ND	0.50	"								
cis-1,3-Dichloropropylene	ND	0.50	"								
Dibromochloromethane	ND	0.50	"								
Dibromomethane	ND	0.50	"								
Dichlorodifluoromethane	ND	0.50	"								
Ethyl Benzene	ND	0.50	"								
Hexachlorobutadiene	ND	0.50	"								
Isopropylbenzene	ND	0.50	"								
Methyl tert-butyl ether (MTBE)	ND	0.50	"								
Methylene chloride	ND	2.0	"								
Naphthalene	ND	2.0	"								
n-Butylbenzene	ND	0.50	"								
n-Propylbenzene	ND	0.50	"								
o-Xylene	ND	0.50	"								



Volatile Organic Compounds by GC/MS - Quality Control Data

York Analytical Laboratories, Inc.

Analyte	Result	Reporting Limit	Units	Spike Level	Source* Result	%REC	%REC Limits	Flag	RPD	RPD Limit	Flag
---------	--------	-----------------	-------	-------------	----------------	------	-------------	------	-----	-----------	------

Batch BJ31526 - EPA 5030B

Blank (BJ31526-BLK1)


Prepared: 10/31/2013 Analyzed: 11/01/2013

p- & m- Xylenes	ND	1.0	ug/L								
p-Isopropyltoluene	ND	0.50	"								
sec-Butylbenzene	ND	0.50	"								
Styrene	ND	0.50	"								
tert-Butylbenzene	ND	0.50	"								
Tetrachloroethylene	ND	0.50	"								
Toluene	ND	0.50	"								
trans-1,2-Dichloroethylene	ND	0.50	"								
trans-1,3-Dichloropropylene	ND	0.50	"								
Trichloroethylene	ND	0.50	"								
Trichlorofluoromethane	ND	0.50	"								
Vinyl Chloride	ND	0.50	"								
Xylenes, Total	ND	1.5	"								
<i>Surrogate: 1,2-Dichloroethane-d4</i>	<i>11.1</i>		<i>"</i>	<i>10.0</i>		<i>111</i>	<i>79-133</i>				
<i>Surrogate: p-Bromofluorobenzene</i>	<i>10.3</i>		<i>"</i>	<i>10.0</i>		<i>103</i>	<i>65-133</i>				
<i>Surrogate: Toluene-d8</i>	<i>10.4</i>		<i>"</i>	<i>10.0</i>		<i>104</i>	<i>80-123</i>				

LCS (BJ31526-BS1)

Prepared: 10/31/2013 Analyzed: 11/01/2013

1,1,1,2-Tetrachloroethane	9.63		ug/L	10.0		96.3	84-127				
1,1,1-Trichloroethane	10.2		"	10.0		102	80-131				
1,1,2,2-Tetrachloroethane	10.8		"	10.0		108	76-120				
1,1,2-Trichloro-1,2,2-trifluoroethane (Freon 113)	9.21		"	10.0		92.1	70-133				
1,1,2-Trichloroethane	10.2		"	10.0		102	73-124				
1,1-Dichloroethane	5.03		"	10.0		50.3	79-123	Low Bias			
1,1-Dichloroethylene	7.95		"	10.0		79.5	71-123				
1,1-Dichloropropylene	9.64		"	10.0		96.4	73-117				
1,2,3-Trichlorobenzene	10.9		"	10.0		109	78-117				
1,2,3-Trichloropropane	11.0		"	10.0		110	68-119				
1,2,4-Trichlorobenzene	10.2		"	10.0		102	78-117				
1,2,4-Trimethylbenzene	10.0		"	10.0		100	68-134				
1,2-Dibromo-3-chloropropane	9.88		"	10.0		98.8	73-129				
1,2-Dibromoethane	10.2		"	10.0		102	73-139				
1,2-Dichlorobenzene	9.47		"	10.0		94.7	83-110				
1,2-Dichloroethane	10.1		"	10.0		101	81-120				
1,2-Dichloropropane	10.3		"	10.0		103	76-120				
1,3,5-Trimethylbenzene	10.4		"	10.0		104	74-121				
1,3-Dichlorobenzene	9.67		"	10.0		96.7	82-112				
1,3-Dichloropropane	10.1		"	10.0		101	77-122				
1,4-Dichlorobenzene	9.86		"	10.0		98.6	83-110				
2,2-Dichloropropane	10.7		"	10.0		107	50-163				
2-Chlorotoluene	9.99		"	10.0		99.9	74-115				
2-Hexanone	9.79		"	10.0		97.9	65-130				
4-Chlorotoluene	10.2		"	10.0		102	77-119				
Acetone	3.60		"	10.0		36.0	54-129	Low Bias			
Benzene	9.85		"	10.0		98.5	77-122				
Bromobenzene	10.6		"	10.0		106	76-114				
Bromochloromethane	10.8		"	10.0		108	73-125				
Bromodichloromethane	10.2		"	10.0		102	83-120				
Bromoform	10.7		"	10.0		107	72-139				
Bromomethane	9.42		"	10.0		94.2	52-128				
Carbon tetrachloride	9.80		"	10.0		98.0	66-152				
Chlorobenzene	9.68		"	10.0		96.8	85-113				



Volatile Organic Compounds by GC/MS - Quality Control Data

York Analytical Laboratories, Inc.

Analyte	Result	Reporting	Units	Spike	Source*	%REC	%REC	Limits	Flag	RPD	RPD	Limit	Flag
		Limit			Result					Limit			

Batch BJ31526 - EPA 5030B

LCS (BJ31526-BS1)

Prepared: 10/31/2013 Analyzed: 11/01/2013

Chloroethane	8.11		ug/L	10.0		81.1	60-124						
Chloroform	10.8		"	10.0		108	82-119						
Chloromethane	5.65		"	10.0		56.5	42-126						
cis-1,2-Dichloroethylene	9.80		"	10.0		98.0	79-116						
cis-1,3-Dichloropropylene	10.9		"	10.0		109	85-134						
Dibromochloromethane	10.3		"	10.0		103	74-151						
Dibromomethane	10.6		"	10.0		106	74-128						
Dichlorodifluoromethane	1.66		"	10.0		16.6	10-146						
Ethyl Benzene	10.1		"	10.0		101	85-125						
Hexachlorobutadiene	10.7		"	10.0		107	69-131						
Isopropylbenzene	10.1		"	10.0		101	71-128						
Methyl tert-butyl ether (MTBE)	8.07		"	10.0		80.7	51-134						
Methylene chloride	5.07		"	10.0		50.7	76-122		Low Bias				
Naphthalene	10.8		"	10.0		108	72-127						
n-Butylbenzene	10.0		"	10.0		100	69-127						
n-Propylbenzene	10.1		"	10.0		101	70-129						
o-Xylene	9.73		"	10.0		97.3	83-117						
p- & m- Xylenes	19.5		"	20.0		97.5	80-126						
p-Isopropyltoluene	10.2		"	10.0		102	74-130						
sec-Butylbenzene	10.1		"	10.0		101	72-132						
Styrene	9.98		"	10.0		99.8	62-160						
tert-Butylbenzene	10.3		"	10.0		103	75-129						
Tetrachloroethylene	9.36		"	10.0		93.6	67-118						
Toluene	9.77		"	10.0		97.7	82-118						
trans-1,2-Dichloroethylene	6.89		"	10.0		68.9	76-119		Low Bias				
trans-1,3-Dichloropropylene	10.2		"	10.0		102	80-137						
Trichloroethylene	9.70		"	10.0		97.0	71-122						
Trichlorofluoromethane	7.70		"	10.0		77.0	67-130						
Vinyl Chloride	7.08		"	10.0		70.8	49-125						
<i>Surrogate: 1,2-Dichloroethane-d4</i>	<i>9.94</i>		<i>"</i>	<i>10.0</i>		<i>99.4</i>	<i>79-133</i>						
<i>Surrogate: p-Bromofluorobenzene</i>	<i>10.3</i>		<i>"</i>	<i>10.0</i>		<i>103</i>	<i>65-133</i>						
<i>Surrogate: Toluene-d8</i>	<i>10.2</i>		<i>"</i>	<i>10.0</i>		<i>102</i>	<i>80-123</i>						



Volatile Organic Compounds by GC/MS - Quality Control Data

York Analytical Laboratories, Inc.

Analyte	Result	Reporting	Spike	Source*	%REC	%REC	Limits	Flag	RPD	
		Limit							Units	Level
Batch BJ31526 - EPA 5030B										
LCS Dup (BJ31526-BSD1)										
Prepared: 10/31/2013 Analyzed: 11/01/2013										
1,1,1,2-Tetrachloroethane	10.3		ug/L	10.0	103	84-127			6.92	30
1,1,1-Trichloroethane	8.96		"	10.0	89.6	80-131			13.0	30
1,1,2,2-Tetrachloroethane	11.6		"	10.0	116	76-120			6.99	30
1,1,2-Trichloro-1,2,2-trifluoroethane (Freon 113)	7.74		"	10.0	77.4	70-133			17.3	30
1,1,2-Trichloroethane	11.0		"	10.0	110	73-124			7.34	30
1,1-Dichloroethane	4.02		"	10.0	40.2	79-123	Low Bias		22.3	30
1,1-Dichloroethylene	6.52		"	10.0	65.2	71-123	Low Bias		19.8	30
1,1-Dichloropropylene	4.98		"	10.0	49.8	73-117	Low Bias		63.7	30 Non-dir.
1,2,3-Trichlorobenzene	10.3		"	10.0	103	78-117			5.39	30
1,2,3-Trichloropropane	11.8		"	10.0	118	68-119			7.09	30
1,2,4-Trichlorobenzene	10.5		"	10.0	105	78-117			3.01	30
1,2,4-Trimethylbenzene	10.2		"	10.0	102	68-134			1.68	30
1,2-Dibromo-3-chloropropane	11.8		"	10.0	118	73-129			17.3	30
1,2-Dibromoethane	10.6		"	10.0	106	73-139			3.76	30
1,2-Dichlorobenzene	9.69		"	10.0	96.9	83-110			2.30	30
1,2-Dichloroethane	10.6		"	10.0	106	81-120			5.41	30
1,2-Dichloropropane	11.0		"	10.0	110	76-120			6.74	30
1,3,5-Trimethylbenzene	10.2		"	10.0	102	74-121			2.14	30
1,3-Dichlorobenzene	9.88		"	10.0	98.8	82-112			2.15	30
1,3-Dichloropropane	10.7		"	10.0	107	77-122			5.59	30
1,4-Dichlorobenzene	10.2		"	10.0	102	83-110			3.00	30
2,2-Dichloropropane	10.1		"	10.0	101	50-163			5.47	30
2-Chlorotoluene	10.3		"	10.0	103	74-115			3.44	30
2-Hexanone	11.1		"	10.0	111	65-130			12.6	30
4-Chlorotoluene	10.2		"	10.0	102	77-119			0.00	30
Acetone	2.60		"	10.0	26.0	54-129	Low Bias		32.3	30 Non-dir.
Benzene	3.10		"	10.0	31.0	77-122	Low Bias		104	30 Non-dir.
Bromobenzene	10.4		"	10.0	104	76-114			1.52	30
Bromochloromethane	2.42		"	10.0	24.2	73-125	Low Bias		127	30 Non-dir.
Bromodichloromethane	10.6		"	10.0	106	83-120			4.42	30
Bromoform	10.8		"	10.0	108	72-139			1.49	30
Bromomethane	7.25		"	10.0	72.5	52-128			26.0	30
Carbon tetrachloride	8.67		"	10.0	86.7	66-152			12.2	30
Chlorobenzene	9.91		"	10.0	99.1	85-113			2.35	30
Chloroethane	6.87		"	10.0	68.7	60-124			16.6	30
Chloroform	6.33		"	10.0	63.3	82-119	Low Bias		52.2	30 Non-dir.
Chloromethane	4.37		"	10.0	43.7	42-126			25.5	30
cis-1,2-Dichloroethylene	2.31		"	10.0	23.1	79-116	Low Bias		124	30 Non-dir.
cis-1,3-Dichloropropylene	11.7		"	10.0	117	85-134			6.63	30
Dibromochloromethane	10.2		"	10.0	102	74-151			0.879	30
Dibromomethane	10.7		"	10.0	107	74-128			1.03	30
Dichlorodifluoromethane	3.05		"	10.0	30.5	10-146			59.0	30 Non-dir.
Ethyl Benzene	10.3		"	10.0	103	85-125			2.65	30
Hexachlorobutadiene	10.8		"	10.0	108	69-131			1.02	30
Isopropylbenzene	10.1		"	10.0	101	71-128			0.199	30
Methyl tert-butyl ether (MTBE)	5.16		"	10.0	51.6	51-134			44.0	30 Non-dir.
Methylene chloride	2.48		"	10.0	24.8	76-122	Low Bias		68.6	30 Non-dir.
Naphthalene	10.8		"	10.0	108	72-127			0.277	30
n-Butylbenzene	10.4		"	10.0	104	69-127			3.14	30
n-Propylbenzene	10.3		"	10.0	103	70-129			2.25	30
o-Xylene	9.60		"	10.0	96.0	83-117			1.35	30



Volatile Organic Compounds by GC/MS - Quality Control Data

York Analytical Laboratories, Inc.

Analyte	Result	Reporting Limit	Units	Spike Level	Source* Result	%REC	%REC Limits	Flag	RPD	RPD Limit	Flag
---------	--------	-----------------	-------	-------------	----------------	------	-------------	------	-----	-----------	------

Batch BJ31526 - EPA 5030B

LCS Dup (BJ31526-BSD1)

Prepared: 10/31/2013 Analyzed: 11/01/2013


p- & m- Xylenes	20.0		ug/L	20.0		100	80-126		2.48	30	
p-Isopropyltoluene	10.5		"	10.0		105	74-130		2.71	30	
sec-Butylbenzene	10.2		"	10.0		102	72-132		1.08	30	
Styrene	9.87		"	10.0		98.7	62-160		1.11	30	
tert-Butylbenzene	10.2		"	10.0		102	75-129		1.46	30	
Tetrachloroethylene	9.62		"	10.0		96.2	67-118		2.74	30	
Toluene	10.0		"	10.0		100	82-118		2.33	30	
trans-1,2-Dichloroethylene	3.96		"	10.0		39.6	76-119	Low Bias	54.0	30	Non-dir.
trans-1,3-Dichloropropylene	11.1		"	10.0		111	80-137		7.89	30	
Trichloroethylene	10.7		"	10.0		107	71-122		9.80	30	
Trichlorofluoromethane	7.07		"	10.0		70.7	67-130		8.53	30	
Vinyl Chloride	6.08		"	10.0		60.8	49-125		15.2	30	
<i>Surrogate: 1,2-Dichloroethane-d4</i>	<i>11.2</i>		<i>"</i>	<i>10.0</i>		<i>112</i>	<i>79-133</i>				
<i>Surrogate: p-Bromofluorobenzene</i>	<i>9.79</i>		<i>"</i>	<i>10.0</i>		<i>97.9</i>	<i>65-133</i>				
<i>Surrogate: Toluene-d8</i>	<i>10.4</i>		<i>"</i>	<i>10.0</i>		<i>104</i>	<i>80-123</i>				

Batch BK30035 - EPA 5030B

Blank (BK30035-BLK1)

Prepared & Analyzed: 11/01/2013

1,1,1,2-Tetrachloroethane	ND	0.50	ug/L								
1,1,1-Trichloroethane	ND	0.50	"								
1,1,2,2-Tetrachloroethane	ND	0.50	"								
1,1,2-Trichloro-1,2,2-trifluoroethane (Freon 113)	ND	0.50	"								
1,1,2-Trichloroethane	ND	0.50	"								
1,1-Dichloroethane	ND	0.50	"								
1,1-Dichloroethylene	ND	0.50	"								
1,1-Dichloropropylene	ND	0.50	"								
1,2,3-Trichlorobenzene	ND	0.50	"								
1,2,3-Trichloropropane	ND	0.50	"								
1,2,4-Trichlorobenzene	ND	0.50	"								
1,2,4-Trimethylbenzene	ND	0.50	"								
1,2-Dibromo-3-chloropropane	ND	0.50	"								
1,2-Dibromoethane	ND	0.50	"								
1,2-Dichlorobenzene	ND	0.50	"								
1,2-Dichloroethane	ND	0.50	"								
1,2-Dichloropropane	ND	0.50	"								
1,3,5-Trimethylbenzene	ND	0.50	"								
1,3-Dichlorobenzene	ND	0.50	"								
1,3-Dichloropropane	ND	0.50	"								
1,4-Dichlorobenzene	ND	0.50	"								
2,2-Dichloropropane	ND	0.50	"								
2-Chlorotoluene	ND	0.50	"								
2-Hexanone	ND	0.50	"								
4-Chlorotoluene	ND	0.50	"								
Acetone	ND	2.0	"								
Benzene	ND	0.50	"								
Bromobenzene	ND	0.50	"								
Bromochloromethane	ND	0.50	"								
Bromodichloromethane	ND	0.50	"								
Bromoform	ND	0.50	"								
Bromomethane	ND	0.50	"								
Carbon tetrachloride	ND	0.50	"								



Volatile Organic Compounds by GC/MS - Quality Control Data
York Analytical Laboratories, Inc.

Analyte	Result	Reporting	Units	Spike	Source*	%REC	Limits	Flag	RPD	Limit	Flag
		Limit		Level	Result	%REC			RPD		

Batch BK30035 - EPA 5030B

Blank (BK30035-BLK1)

Prepared & Analyzed: 11/01/2013

Chlorobenzene	ND	0.50	ug/L								
Chloroethane	ND	0.50	"								
Chloroform	ND	0.50	"								
Chloromethane	ND	0.50	"								
cis-1,2-Dichloroethylene	ND	0.50	"								
cis-1,3-Dichloropropylene	ND	0.50	"								
Dibromochloromethane	ND	0.50	"								
Dibromomethane	ND	0.50	"								
Dichlorodifluoromethane	ND	0.50	"								
Ethyl Benzene	ND	0.50	"								
Hexachlorobutadiene	ND	0.50	"								
Isopropylbenzene	ND	0.50	"								
Methyl tert-butyl ether (MTBE)	ND	0.50	"								
Methylene chloride	ND	2.0	"								
Naphthalene	ND	2.0	"								
n-Butylbenzene	ND	0.50	"								
n-Propylbenzene	ND	0.50	"								
o-Xylene	ND	0.50	"								
p- & m- Xylenes	ND	1.0	"								
p-Isopropyltoluene	ND	0.50	"								
sec-Butylbenzene	ND	0.50	"								
Styrene	ND	0.50	"								
tert-Butylbenzene	ND	0.50	"								
Tetrachloroethylene	ND	0.50	"								
Toluene	ND	0.50	"								
trans-1,2-Dichloroethylene	ND	0.50	"								
trans-1,3-Dichloropropylene	ND	0.50	"								
Trichloroethylene	ND	0.50	"								
Trichlorofluoromethane	ND	0.50	"								
Vinyl Chloride	ND	0.50	"								
Xylenes, Total	ND	1.5	"								
<hr/>											
<i>Surrogate: 1,2-Dichloroethane-d4</i>	<i>9.41</i>		<i>"</i>	<i>10.0</i>		<i>94.1</i>	<i>79-133</i>				
<i>Surrogate: p-Bromofluorobenzene</i>	<i>10.5</i>		<i>"</i>	<i>10.0</i>		<i>105</i>	<i>65-133</i>				
<i>Surrogate: Toluene-d8</i>	<i>10.2</i>		<i>"</i>	<i>10.0</i>		<i>102</i>	<i>80-123</i>				



Volatile Organic Compounds by GC/MS - Quality Control Data

York Analytical Laboratories, Inc.

Analyte	Result	Reporting	Spike	Source*	%REC	%REC	Limits	Flag	RPD	
		Limit							Units	Level
Batch BK30035 - EPA 5030B										
LCS (BK30035-BS1)										
Prepared & Analyzed: 11/01/2013										
1,1,1,2-Tetrachloroethane	9.96		ug/L	10.0		99.6	84-127			
1,1,1-Trichloroethane	9.64		"	10.0		96.4	80-131			
1,1,2,2-Tetrachloroethane	9.66		"	10.0		96.6	76-120			
1,1,2-Trichloro-1,2,2-trifluoroethane (Freon 113)	8.97		"	10.0		89.7	70-133			
1,1,2-Trichloroethane	9.51		"	10.0		95.1	73-124			
1,1-Dichloroethane	4.45		"	10.0		44.5	79-123	Low Bias		
1,1-Dichloroethylene	7.91		"	10.0		79.1	71-123			
1,1-Dichloropropylene	9.67		"	10.0		96.7	73-117			
1,2,3-Trichlorobenzene	9.63		"	10.0		96.3	78-117			
1,2,3-Trichloropropane	10.0		"	10.0		100	68-119			
1,2,4-Trichlorobenzene	9.83		"	10.0		98.3	78-117			
1,2,4-Trimethylbenzene	10.6		"	10.0		106	68-134			
1,2-Dibromo-3-chloropropane	8.81		"	10.0		88.1	73-129			
1,2-Dibromoethane	9.17		"	10.0		91.7	73-139			
1,2-Dichlorobenzene	9.46		"	10.0		94.6	83-110			
1,2-Dichloroethane	8.92		"	10.0		89.2	81-120			
1,2-Dichloropropane	10.4		"	10.0		104	76-120			
1,3,5-Trimethylbenzene	10.9		"	10.0		109	74-121			
1,3-Dichlorobenzene	10.3		"	10.0		103	82-112			
1,3-Dichloropropane	9.50		"	10.0		95.0	77-122			
1,4-Dichlorobenzene	10.2		"	10.0		102	83-110			
2,2-Dichloropropane	9.88		"	10.0		98.8	50-163			
2-Chlorotoluene	10.3		"	10.0		103	74-115			
2-Hexanone	7.81		"	10.0		78.1	65-130			
4-Chlorotoluene	10.6		"	10.0		106	77-119			
Acetone	2.14		"	10.0		21.4	54-129	Low Bias		
Benzene	9.80		"	10.0		98.0	77-122			
Bromobenzene	10.8		"	10.0		108	76-114			
Bromochloromethane	2.68		"	10.0		26.8	73-125	Low Bias		
Bromodichloromethane	9.83		"	10.0		98.3	83-120			
Bromoform	9.62		"	10.0		96.2	72-139			
Bromomethane	7.82		"	10.0		78.2	52-128			
Carbon tetrachloride	9.63		"	10.0		96.3	66-152			
Chlorobenzene	9.89		"	10.0		98.9	85-113			
Chloroethane	7.06		"	10.0		70.6	60-124			
Chloroform	9.67		"	10.0		96.7	82-119			
Chloromethane	4.91		"	10.0		49.1	42-126			
cis-1,2-Dichloroethylene	2.43		"	10.0		24.3	79-116	Low Bias		
cis-1,3-Dichloropropylene	10.8		"	10.0		108	85-134			
Dibromochloromethane	9.47		"	10.0		94.7	74-151			
Dibromomethane	10.1		"	10.0		101	74-128			
Dichlorodifluoromethane	3.17		"	10.0		31.7	10-146			
Ethyl Benzene	10.3		"	10.0		103	85-125			
Hexachlorobutadiene	11.0		"	10.0		110	69-131			
Isopropylbenzene	10.7		"	10.0		107	71-128			
Methyl tert-butyl ether (MTBE)	6.34		"	10.0		63.4	51-134			
Methylene chloride	4.34		"	10.0		43.4	76-122	Low Bias		
Naphthalene	9.03		"	10.0		90.3	72-127			
n-Butylbenzene	11.0		"	10.0		110	69-127			
n-Propylbenzene	10.7		"	10.0		107	70-129			
o-Xylene	9.81		"	10.0		98.1	83-117			



Volatile Organic Compounds by GC/MS - Quality Control Data

York Analytical Laboratories, Inc.

Analyte	Result	Reporting Limit	Units	Spike Level	Source* Result	%REC	%REC Limits	Flag	RPD	RPD Limit	Flag
---------	--------	-----------------	-------	-------------	----------------	------	-------------	------	-----	-----------	------

Batch BK30035 - EPA 5030B

LCS (BK30035-BS1)

Prepared & Analyzed: 11/01/2013

p- & m- Xylenes	20.0		ug/L	20.0		100	80-126				
p-Isopropyltoluene	11.0		"	10.0		110	74-130				
sec-Butylbenzene	10.9		"	10.0		109	72-132				
Styrene	9.82		"	10.0		98.2	62-160				
tert-Butylbenzene	11.0		"	10.0		110	75-129				
Tetrachloroethylene	9.48		"	10.0		94.8	67-118				
Toluene	10.1		"	10.0		101	82-118				
trans-1,2-Dichloroethylene	5.98		"	10.0		59.8	76-119	Low Bias			
trans-1,3-Dichloropropylene	9.91		"	10.0		99.1	80-137				
Trichloroethylene	10.8		"	10.0		108	71-122				
Trichlorofluoromethane	7.09		"	10.0		70.9	67-130				
Vinyl Chloride	5.97		"	10.0		59.7	49-125				
<i>Surrogate: 1,2-Dichloroethane-d4</i>	<i>9.05</i>		<i>"</i>	<i>10.0</i>		<i>90.5</i>	<i>79-133</i>				
<i>Surrogate: p-Bromofluorobenzene</i>	<i>10.3</i>		<i>"</i>	<i>10.0</i>		<i>103</i>	<i>65-133</i>				
<i>Surrogate: Toluene-d8</i>	<i>10.4</i>		<i>"</i>	<i>10.0</i>		<i>104</i>	<i>80-123</i>				

LCS Dup (BK30035-BSD1)

Prepared & Analyzed: 11/01/2013

1,1,1,2-Tetrachloroethane	9.85		ug/L	10.0		98.5	84-127		1.11	30	
1,1,1-Trichloroethane	9.56		"	10.0		95.6	80-131		0.833	30	
1,1,2,2-Tetrachloroethane	8.93		"	10.0		89.3	76-120		7.85	30	
1,1,2-Trichloro-1,2,2-trifluoroethane (Freon 113)	8.62		"	10.0		86.2	70-133		3.98	30	
1,1,2-Trichloroethane	9.49		"	10.0		94.9	73-124		0.211	30	
1,1-Dichloroethane	4.33		"	10.0		43.3	79-123	Low Bias	2.73	30	
1,1-Dichloroethylene	6.92		"	10.0		69.2	71-123	Low Bias	13.4	30	
1,1-Dichloropropylene	9.28		"	10.0		92.8	73-117		4.12	30	
1,2,3-Trichlorobenzene	9.36		"	10.0		93.6	78-117		2.84	30	
1,2,3-Trichloropropane	9.30		"	10.0		93.0	68-119		7.35	30	
1,2,4-Trichlorobenzene	9.70		"	10.0		97.0	78-117		1.33	30	
1,2,4-Trimethylbenzene	10.8		"	10.0		108	68-134		2.05	30	
1,2-Dibromo-3-chloropropane	7.31		"	10.0		73.1	73-129		18.6	30	
1,2-Dibromoethane	8.69		"	10.0		86.9	73-139		5.38	30	
1,2-Dichlorobenzene	9.83		"	10.0		98.3	83-110		3.84	30	
1,2-Dichloroethane	8.73		"	10.0		87.3	81-120		2.15	30	
1,2-Dichloropropane	10.4		"	10.0		104	76-120		0.00	30	
1,3,5-Trimethylbenzene	11.0		"	10.0		110	74-121		0.912	30	
1,3-Dichlorobenzene	10.4		"	10.0		104	82-112		1.54	30	
1,3-Dichloropropane	9.09		"	10.0		90.9	77-122		4.41	30	
1,4-Dichlorobenzene	10.6		"	10.0		106	83-110		2.88	30	
2,2-Dichloropropane	11.8		"	10.0		118	50-163		17.9	30	
2-Chlorotoluene	10.5		"	10.0		105	74-115		1.92	30	
2-Hexanone	7.35		"	10.0		73.5	65-130		6.07	30	
4-Chlorotoluene	10.8		"	10.0		108	77-119		2.53	30	
Acetone	2.94		"	10.0		29.4	54-129	Low Bias	31.5	30	Non-dir.
Benzene	9.07		"	10.0		90.7	77-122		7.74	30	
Bromobenzene	10.7		"	10.0		107	76-114		1.02	30	
Bromochloromethane	7.94		"	10.0		79.4	73-125		99.1	30	Non-dir.
Bromodichloromethane	9.94		"	10.0		99.4	83-120		1.11	30	
Bromoform	8.83		"	10.0		88.3	72-139		8.56	30	
Bromomethane	6.68		"	10.0		66.8	52-128		15.7	30	
Carbon tetrachloride	8.98		"	10.0		89.8	66-152		6.99	30	
Chlorobenzene	10.0		"	10.0		100	85-113		1.51	30	
Chloroethane	6.40		"	10.0		64.0	60-124		9.81	30	



Volatile Organic Compounds by GC/MS - Quality Control Data

York Analytical Laboratories, Inc.


Analyte	Result	Reporting Limit	Units	Spike Level	Source* Result	%REC	%REC Limits	Flag	RPD	RPD Limit	Flag
---------	--------	-----------------	-------	-------------	----------------	------	-------------	------	-----	-----------	------

Batch BK30035 - EPA 5030B

LCS Dup (BK30035-BSD1)

Prepared & Analyzed: 11/01/2013

Chloroform	10.0		ug/L	10.0		100	82-119		3.85	30	
Chloromethane	4.55		"	10.0		45.5	42-126		7.61	30	
cis-1,2-Dichloroethylene	9.16		"	10.0		91.6	79-116		116	30	Non-dir.
cis-1,3-Dichloropropylene	10.4		"	10.0		104	85-134		4.34	30	
Dibromochloromethane	9.12		"	10.0		91.2	74-151		3.77	30	
Dibromomethane	9.72		"	10.0		97.2	74-128		3.54	30	
Dichlorodifluoromethane	3.35		"	10.0		33.5	10-146		5.52	30	
Ethyl Benzene	10.4		"	10.0		104	85-125		1.45	30	
Hexachlorobutadiene	11.4		"	10.0		114	69-131		3.47	30	
Isopropylbenzene	10.6		"	10.0		106	71-128		1.12	30	
Methyl tert-butyl ether (MTBE)	6.28		"	10.0		62.8	51-134		0.951	30	
Methylene chloride	4.38		"	10.0		43.8	76-122	Low Bias	0.917	30	
Naphthalene	8.34		"	10.0		83.4	72-127		7.94	30	
n-Butylbenzene	11.0		"	10.0		110	69-127		0.546	30	
n-Propylbenzene	10.8		"	10.0		108	70-129		1.02	30	
o-Xylene	10.1		"	10.0		101	83-117		2.81	30	
p- & m- Xylenes	20.7		"	20.0		104	80-126		3.39	30	
p-Isopropyltoluene	11.3		"	10.0		113	74-130		2.51	30	
sec-Butylbenzene	11.0		"	10.0		110	72-132		0.821	30	
Styrene	10.2		"	10.0		102	62-160		3.80	30	
tert-Butylbenzene	11.1		"	10.0		111	75-129		0.544	30	
Tetrachloroethylene	9.81		"	10.0		98.1	67-118		3.42	30	
Toluene	10.3		"	10.0		103	82-118		2.35	30	
trans-1,2-Dichloroethylene	6.31		"	10.0		63.1	76-119	Low Bias	5.37	30	
trans-1,3-Dichloropropylene	10.0		"	10.0		100	80-137		0.904	30	
Trichloroethylene	10.4		"	10.0		104	71-122		3.21	30	
Trichlorofluoromethane	7.16		"	10.0		71.6	67-130		0.982	30	
Vinyl Chloride	6.07		"	10.0		60.7	49-125		1.66	30	
<i>Surrogate: 1,2-Dichloroethane-d4</i>	8.49		"	10.0		84.9	79-133				
<i>Surrogate: p-Bromofluorobenzene</i>	10.3		"	10.0		103	65-133				
<i>Surrogate: Toluene-d8</i>	10.4		"	10.0		104	80-123				



Volatile Analysis Sample Containers

Lab ID	Client Sample ID	Volatile Sample Container
13J0967-01	WQ102413:1100FRW-1	40mL Clear Vial (pre-pres.) HCl; Cool to 4° C
13J0967-02	WQ102413:1105FRW-2	40mL Clear Vial (pre-pres.) HCl; Cool to 4° C
13J0967-03	WQ102413:1110FRW-3	40mL Clear Vial (pre-pres.) HCl; Cool to 4° C
13J0967-04	WQ102413:1115FRW-4	40mL Clear Vial (pre-pres.) HCl; Cool to 4° C

Notes and Definitions

QL-03	This LCS analyte recovered outside of acceptance limits. The LCS contains approximately 70 compounds, a limited number of which may be outside acceptance windows.
QL-02	This LCS analyte is outside Laboratory Recovery limits due the analyte behavior using the referenced method. The reference method has certain limitations with respect to analytes of this nature.
J	Detected below the Reporting Limit but greater than or equal to the Method Detection Limit (MDL/LOD) or in the case of a TIC, the result is an estimated concentration.

ND Analyte NOT DETECTED at the stated Reporting Limit (RL) or above.

RL REPORTING LIMIT - the minimum reportable value based upon the lowest point in the analyte calibration curve.

MDL METHOD DETECTION LIMIT - the minimum concentration that can be measured and reported with a 99% confidence that the concentration is greater than zero. If requested or required, a value reported below the RL and above the MDL is considered estimated and is noted with a "J" flag.

NR Not reported

RPD Relative Percent Difference

Wet The data has been reported on an as-received (wet weight) basis

Low Bias Low Bias flag indicates that the recovery of the flagged analyte is below the laboratory or regulatory lower control limit. The data user should take note that this analyte may be biased low but should evaluate multiple lines of evidence including the LCS and site-specific MS/MSD data to draw bias conclusions. In cases where no site-specific MS/MSD was requested, only the LCS data can be used to evaluate such bias.

High Bias High Bias flag indicates that the recovery of the flagged analyte is above the laboratory or regulatory upper control limit. The data user should take note that this analyte may be biased high but should evaluate multiple lines of evidence including the LCS and site-specific MS/MSD data to draw bias conclusions. In cases where no site-specific MS/MSD was requested, only the LCS data can be used to evaluate such bias.

Non-Dir. Non-dir. flag (Non-Directional Bias) indicates that the Relative Percent Difference (RPD) (a measure of precision) among the MS and MSD data is outside the laboratory or regulatory control limit. This alerts the data user where the MS and MSD are from site-specific samples that the RPD is high due to either non-homogeneous distribution of target analyte between the MS/MSD or indicates poor reproducibility for other reasons.


If EPA SW-846 method 8270 is included herein it is noted that the target compound N-nitrosodiphenylamine (NDPA) decomposes in the gas chromatographic inlet and cannot be separated from diphenylamine (DPA). These results could actually represent 100% DPA, 100% NDPA or some combination of the two. For this reason, York reports the combined result for n-nitrosodiphenylamine and diphenylamine for either of these compounds as a combined concentration as Diphenylamine.

If Total PCBs are detected and the target aroclors reported are "Not detected", the Total PCB value is reported due to the presence of either or both Aroclors 1262 and 1268 which are non-target aroclors for some regulatory lists.

2-chloroethylvinyl ether readily breaks down under acidic conditions. Samples that are acid preserved, including standards will exhibit breakdown. The data user should take note.

Certification for pH is no longer offered by NYDOH ELAP.

Semi-Volatile and Volatile analyses are reported down to the MDL, with values between the MDL and the RL being "J" flagged as estimated results.



Revision Description: Correction made to 13J0967-01. Tetrachloroethylene should have been reported from 1:5 dilution instead on 1:1.

Field Chain-of-Custody Record

NOTE: York's Std. Terms & Conditions are listed on the back side of this document. This document serves as your written authorization to York to proceed with the analyses requested and your signature binds you to York's Std. Terms & Conditions unless superseded by written contract.

York Project No. 1350967

Client Information		Report to:		Invoice To:		Client Project ID		Turn-Around Time		Report Type/Deliverables	
Company: <u>LBG</u>	<input type="checkbox"/> SAME	<input type="checkbox"/> Tunde Sandor		<input type="checkbox"/> SAME		Rowe Industries		RUSH Same Day	Summary	x, pdf	
Address: <u>4 Research Drive,</u>	Name: <u>Mark Goldberg</u>	Same		Same		Purchase Order no.		RUSH Next Day	QA/QC Summary	x, pdf	
Phone no.: <u>203-929-8555</u>	Company: <u>Same</u>	Same		Same		NABSAG		RUSH Two Day	CT RCP Pkg		
Contact Person <u>Tunde Sandor</u>	Address:							RUSH Three Day	ASP A Pkg		
E-mail Addr.: <u>tsandor@lbgct.com</u>	E-mail:							RUSH Four Day	ASP B Pkg	x, pdf	
FAX No.: <u>203-926-9140</u>	Fax No.:							Standard (5-7 days)	Excel		
						Samples from: CT NY NJ OTHER		OTHER	EDD	x, Excel	


Print Clearly and Legibly. All information must be complete. Samples will NOT be logged in and the turn-around time clock will not begin until any questions by York are resolved.

Matrix Codes
S - soil
Other - specify (oil, etc.)
WW - wastewater
GW - groundwater
DW - drinking water
Air-A - ambient air
Air-SV - soil vapor

Matrix Codes
RCRA8
PP13
TAL
CT15
Total
Disolved
SPLP or TCLP
TCLP Pest
TCLP Herb
Chlordane
608 Pest
608 PCB

Matrix Codes
TICs
Site Spec.
SPLP or TCLP
Benzene
Nassau Co.
Suffolk Co.
Ketones
Oxyarates
TCLP list
524.2
502.2
503.5

Matrix Codes
S - soil
Other - specify (oil, etc.)
WW - wastewater
GW - groundwater
DW - drinking water
Air-A - ambient air
Air-SV - soil vapor

Samples Collected/Authorized By (Signature)

Name (printed)
STEPHEN HENAT

Sample Identification	Date Sampled	Sample Matrix	Choose Analyses Needed from the Menu Above and Enter Below	Container Description(s)
WQ102413:1100 FRW-1	10/24/13	GW	VOC 8260 full list (EPA SW846-8260B)	3V
WQ102413:1105 FRW-2	11/05	GW	VOC 8260 full list (EPA SW846-8260B)	3V
WQ102413:1110 FRW-3	11/10	GW	VOC 8260 full list (EPA SW846-8260B)	3V
WQ102413:1115 FRW-4	11/15	GW	VOC 8260 full list (EPA SW846-8260B)	
		GW	VOC 8260 full list (EPA SW846-8260B)	
		GW	VOC 8260 full list (EPA SW846-8260B)	
		GW	VOC 8260 full list (EPA SW846-8260B)	
		GW	VOC 8260 full list (EPA SW846-8260B)	

Comments

Preservation "X" those applicable

Cool 4°C HNO3 H2SO4 NaOH NONE FROZEN

Samples Relinquished By Matthew Hendrick Date/Time 10/25/13 12:15


Samples Received By J. Henat Date/Time 10/25/13-17:20

Samples Relinquished By _____ Date/Time _____

Samples Received in LAB by _____ Date/Time _____

Temperature on Receipt 3.8 °C

APPENDIX III
OCTOBER 2013 LABORATORY ANALYTICAL REPORTS
FOR AIR SAMPLES



Technical Report

prepared for:

Leggette Brashears & Graham Shelton Office

4 Research Drive, Suite 301

Shelton CT, 06484

Attention: Tunde Komuves-Sandor

Report Date: 10/23/2013

Client Project ID: Rowe Industries

York Project (SDG) No.: 13J0753

CT Cert. No. PH-0723

New Jersey Cert. No. CT-005



New York Cert. No. 10854

PA Cert. No. 68-04440

Report Date: 10/23/2013
Client Project ID: Rowe Industries
York Project (SDG) No.: 13J0753

Leggette Brashears & Graham Shelton Office
4 Research Drive, Suite 301
Shelton CT, 06484
Attention: Tunde Komuves-Sandor

Purpose and Results

This report contains the analytical data for the sample(s) identified on the attached chain-of-custody received in our laboratory on October 21, 2013 and listed below. The project was identified as your project: **Rowe Industries**.

The analyses were conducted utilizing appropriate EPA, Standard Methods, and ASTM methods as detailed in the data summary tables.

All samples were received in proper condition meeting the customary acceptance requirements for environmental samples except those indicated under the Notes section of this report.

All analyses met the method and laboratory standard operating procedure requirements except as indicated by any data flags, the meaning of which are explained in the attachment to this report, and case narrative if applicable.

The results of the analyses, which are all reported on dry weight basis (soils) unless otherwise noted, are detailed in the following pages.

Please contact Client Services at 203.325.1371 with any questions regarding this report.

<u>York Sample ID</u>	<u>Client Sample ID</u>	<u>Matrix</u>	<u>Date Collected</u>	<u>Date Received</u>
13J0753-01	AQ101713:1530NP4-1	Air	10/17/2013	10/21/2013
13J0753-02	AQ101713:1535NP4-2	Air	10/17/2013	10/21/2013
13J0753-03	AQ101713:1540NP4-3	Air	10/17/2013	10/21/2013

General Notes for York Project (SDG) No.: 13J0753

1. The RLs and MDLs (Reporting Limit and Method Detection Limit respectively) reported are adjusted for any dilution necessary due to the levels of target and/or non-target analytes and matrix interference. The RL(REPORTING LIMIT) is based upon the lowest standard utilized for the calibration where applicable.
2. Samples are retained for a period of thirty days after submittal of report, unless other arrangements are made.
3. York's liability for the above data is limited to the dollar value paid to York for the referenced project.
4. This report shall not be reproduced without the written approval of York Analytical Laboratories, Inc.
5. All samples were received in proper condition for analysis with proper documentation, unless otherwise noted.
6. All analyses conducted met method or Laboratory SOP requirements. See the Qualifiers and/or Narrative sections for further information.
7. It is noted that no analyses reported herein were subcontracted to another laboratory, unless noted in the report.
8. This report reflects results that relate only to the samples submitted on the attached chain-of-custody form(s) received by York.


Approved By:



Benjamin Gulizia
Laboratory Director

Date: 10/23/2013

YORK



Sample Information

Client Sample ID: AQ101713:1530NP4-1

York Sample ID: 13J0753-01

York Project (SDG) No.
13J0753

Client Project ID
Rowe Industries

Matrix
Air

Collection Date/Time
October 17, 2013 3:30 pm

Date Received
10/21/2013


Volatile Organics, EPA TO15 Full List

Log-in Notes:

Sample Notes:

Sample Prepared by Method: EPA TO15 PREP

CAS No.	Parameter	Result	Flag	Units	MDL	RL	Dilution	Reference Method	Date/Time Prepared	Date/Time Analyzed	Analyst
75-01-4	Vinyl Chloride	ND		ug/m ³	0.26	0.26	1	EPA TO-15	10/22/2013 14:33	10/22/2013 15:29	ALD
108-05-4	Vinyl acetate	ND		ug/m ³	0.36	0.36	1	EPA TO-15	10/22/2013 14:33	10/22/2013 15:29	ALD
79-01-6	Trichloroethylene	0.55		ug/m ³	0.27	0.27	1	EPA TO-15	10/22/2013 14:33	10/22/2013 15:29	ALD
10061-02-6	trans-1,3-Dichloropropylene	ND		ug/m ³	0.46	0.46	1	EPA TO-15	10/22/2013 14:33	10/22/2013 15:29	ALD
156-60-5	trans-1,2-Dichloroethylene	ND		ug/m ³	0.40	0.40	1	EPA TO-15	10/22/2013 14:33	10/22/2013 15:29	ALD
108-88-3	Toluene	6.4		ug/m ³	0.38	0.38	1	EPA TO-15	10/22/2013 14:33	10/22/2013 15:29	ALD
109-99-9	Tetrahydrofuran	1.9		ug/m ³	0.30	0.30	1	EPA TO-15	10/22/2013 14:33	10/22/2013 15:29	ALD
127-18-4	Tetrachloroethylene	11		ug/m ³	0.69	0.69	1	EPA TO-15	10/22/2013 14:33	10/22/2013 15:29	ALD
100-42-5	Styrene	ND		ug/m ³	0.43	0.43	1	EPA TO-15	10/22/2013 14:33	10/22/2013 15:29	ALD
115-07-01	Propylene	ND		ug/m ³	0.18	0.18	1	EPA TO-15	10/22/2013 14:33	10/22/2013 15:29	ALD
622-96-8	p-Ethyltoluene	ND		ug/m ³	2.5	2.5	1	EPA TO-15	10/22/2013 14:33	10/22/2013 15:29	ALD
179601-23-1	p- & m- Xylenes	3.8		ug/m ³	0.88	0.88	1	EPA TO-15	10/22/2013 14:33	10/22/2013 15:29	ALD
95-47-6	o-Xylene	1.4		ug/m ³	0.44	0.44	1	EPA TO-15	10/22/2013 14:33	10/22/2013 15:29	ALD
110-54-3	n-Hexane	3.2		ug/m ³	0.36	0.36	1	EPA TO-15	10/22/2013 14:33	10/22/2013 15:29	ALD
142-82-5	n-Heptane	1.4		ug/m ³	0.42	0.42	1	EPA TO-15	10/22/2013 14:33	10/22/2013 15:29	ALD
75-09-2	Methylene chloride	2.2		ug/m ³	0.35	0.35	1	EPA TO-15	10/22/2013 14:33	10/22/2013 15:29	ALD
1634-04-4	Methyl tert-butyl ether (MTBE)	ND		ug/m ³	0.37	0.37	1	EPA TO-15	10/22/2013 14:33	10/22/2013 15:29	ALD
108-10-1	4-Methyl-2-pentanone	ND		ug/m ³	0.42	0.42	1	EPA TO-15	10/22/2013 14:33	10/22/2013 15:29	ALD
67-63-0	Isopropanol	ND		ug/m ³	0.25	0.25	1	EPA TO-15	10/22/2013 14:33	10/22/2013 15:29	ALD
87-68-3	Hexachlorobutadiene	ND		ug/m ³	1.1	1.1	1	EPA TO-15	10/22/2013 14:33	10/22/2013 15:29	ALD
100-41-4	Ethyl Benzene	1.1		ug/m ³	0.44	0.44	1	EPA TO-15	10/22/2013 14:33	10/22/2013 15:29	ALD
141-78-6	Ethyl acetate	ND		ug/m ³	0.37	0.37	1	EPA TO-15	10/22/2013 14:33	10/22/2013 15:29	ALD
110-82-7	Cyclohexane	0.74		ug/m ³	0.35	0.35	1	EPA TO-15	10/22/2013 14:33	10/22/2013 15:29	ALD
10061-01-5	cis-1,3-Dichloropropylene	ND		ug/m ³	0.46	0.46	1	EPA TO-15	10/22/2013 14:33	10/22/2013 15:29	ALD
156-59-2	cis-1,2-Dichloroethylene	ND		ug/m ³	0.40	0.40	1	EPA TO-15	10/22/2013 14:33	10/22/2013 15:29	ALD
74-87-3	Chloromethane	1.9		ug/m ³	0.21	0.21	1	EPA TO-15	10/22/2013 14:33	10/22/2013 15:29	ALD
67-66-3	Chloroform	ND		ug/m ³	0.50	0.50	1	EPA TO-15	10/22/2013 14:33	10/22/2013 15:29	ALD
75-00-3	Chloroethane	ND		ug/m ³	0.27	0.27	1	EPA TO-15	10/22/2013 14:33	10/22/2013 15:29	ALD
56-23-5	Carbon tetrachloride	0.90		ug/m ³	0.32	0.32	1	EPA TO-15	10/22/2013 14:33	10/22/2013 15:29	ALD
75-15-0	Carbon disulfide	ND		ug/m ³	0.32	0.32	1	EPA TO-15	10/22/2013 14:33	10/22/2013 15:29	ALD
74-83-9	Bromomethane	ND		ug/m ³	0.39	0.39	1	EPA TO-15	10/22/2013 14:33	10/22/2013 15:29	ALD
75-25-2	Bromoform	ND		ug/m ³	1.1	1.1	1	EPA TO-15	10/22/2013 14:33	10/22/2013 15:29	ALD
75-27-4	Bromodichloromethane	ND		ug/m ³	0.63	0.63	1	EPA TO-15	10/22/2013 14:33	10/22/2013 15:29	ALD



Sample Information

Client Sample ID: AQ101713:1530NP4-1

York Sample ID: 13J0753-01

York Project (SDG) No.

Client Project ID

Matrix

Collection Date/Time

Date Received

13J0753

Rowe Industries

Air

October 17, 2013 3:30 pm

10/21/2013


Volatile Organics, EPA TO15 Full List

Log-in Notes:

Sample Notes:

Sample Prepared by Method: EPA TO15 PREP

CAS No.	Parameter	Result	Flag	Units	MDL	RL	Dilution	Reference Method	Date/Time Prepared	Date/Time Analyzed	Analyst
100-44-7	Benzyl chloride	ND		ug/m ³	0.53	0.53	1	EPA TO-15	10/22/2013 14:33	10/22/2013 15:29	ALD
71-43-2	Benzene	1.2		ug/m ³	0.32	0.32	1	EPA TO-15	10/22/2013 14:33	10/22/2013 15:29	ALD
67-64-1	Acetone	13		ug/m ³	0.24	0.24	1	EPA TO-15	10/22/2013 14:33	10/22/2013 15:29	ALD
591-78-6	2-Hexanone	ND		ug/m ³	0.42	0.42	1	EPA TO-15	10/22/2013 14:33	10/22/2013 15:29	ALD
78-93-3	2-Butanone	2.5		ug/m ³	0.30	0.30	1	EPA TO-15	10/22/2013 14:33	10/22/2013 15:29	ALD
123-91-1	1,4-Dioxane	ND		ug/m ³	0.37	0.37	1	EPA TO-15	10/22/2013 14:33	10/22/2013 15:29	ALD
106-46-7	1,4-Dichlorobenzene	ND		ug/m ³	0.61	0.61	1	EPA TO-15	10/22/2013 14:33	10/22/2013 15:29	ALD
541-73-1	1,3-Dichlorobenzene	ND		ug/m ³	0.61	0.61	1	EPA TO-15	10/22/2013 14:33	10/22/2013 15:29	ALD
106-99-0	1,3-Butadiene	ND		ug/m ³	0.44	0.44	1	EPA TO-15	10/22/2013 14:33	10/22/2013 15:29	ALD
108-67-8	1,3,5-Trimethylbenzene	0.70		ug/m ³	0.50	0.50	1	EPA TO-15	10/22/2013 14:33	10/22/2013 15:29	ALD
76-14-2	1,2-Dichlorotetrafluoroethane	ND		ug/m ³	0.71	0.71	1	EPA TO-15	10/22/2013 14:33	10/22/2013 15:29	ALD
78-87-5	1,2-Dichloropropane	ND		ug/m ³	0.47	0.47	1	EPA TO-15	10/22/2013 14:33	10/22/2013 15:29	ALD
107-06-2	1,2-Dichloroethane	ND		ug/m ³	0.41	0.41	1	EPA TO-15	10/22/2013 14:33	10/22/2013 15:29	ALD
95-50-1	1,2-Dichlorobenzene	ND		ug/m ³	0.61	0.61	1	EPA TO-15	10/22/2013 14:33	10/22/2013 15:29	ALD
95-63-6	1,2,4-Trimethylbenzene	1.9		ug/m ³	0.50	0.50	1	EPA TO-15	10/22/2013 14:33	10/22/2013 15:29	ALD
120-82-1	1,2,4-Trichlorobenzene	ND		ug/m ³	0.75	0.75	1	EPA TO-15	10/22/2013 14:33	10/22/2013 15:29	ALD
75-35-4	1,1-Dichloroethylene	ND		ug/m ³	0.40	0.40	1	EPA TO-15	10/22/2013 14:33	10/22/2013 15:29	ALD
75-34-3	1,1-Dichloroethane	ND		ug/m ³	0.41	0.41	1	EPA TO-15	10/22/2013 14:33	10/22/2013 15:29	ALD
75-69-4	Trichlorofluoromethane (Freon 11)	2.5		ug/m ³	0.57	0.57	1	EPA TO-15	10/22/2013 14:33	10/22/2013 15:29	ALD
79-00-5	1,1,2-Trichloroethane	ND		ug/m ³	0.55	0.55	1	EPA TO-15	10/22/2013 14:33	10/22/2013 15:29	ALD
76-13-1	1,2-Trichloro-1,2,2-trifluoroethane (Freon 113)	0.94		ug/m ³	0.78	0.78	1	EPA TO-15	10/22/2013 14:33	10/22/2013 15:29	ALD
79-34-5	1,1,2,2-Tetrachloroethane	ND		ug/m ³	0.70	0.70	1	EPA TO-15	10/22/2013 14:33	10/22/2013 15:29	ALD
71-55-6	1,1,1-Trichloroethane	0.61		ug/m ³	0.55	0.55	1	EPA TO-15	10/22/2013 14:33	10/22/2013 15:29	ALD
75-71-8	Dichlorodifluoromethane	3.9		ug/m ³	0.50	0.50	1	EPA TO-15	10/22/2013 14:33	10/22/2013 15:29	ALD
106-93-4	1,2-Dibromoethane	ND		ug/m ³	0.78	0.78	1	EPA TO-15	10/22/2013 14:33	10/22/2013 15:29	ALD
124-48-1	Dibromochloromethane	ND		ug/m ³	0.82	0.82	1	EPA TO-15	10/22/2013 14:33	10/22/2013 15:29	ALD
80-62-6	Methyl Methacrylate	ND		ug/m ³	0.42	0.42	1	EPA TO-15	10/22/2013 14:33	10/22/2013 15:29	ALD
108-90-7	Chlorobenzene	ND		ug/m ³	0.47	0.47	1	EPA TO-15	10/22/2013 14:33	10/22/2013 15:29	ALD
Surrogate Recoveries		Result	Acceptance Range								
460-00-4	Surrogate: <i>p</i> -Bromofluorobenzene	108 %	70-130								



Sample Information

Client Sample ID: AQ101713:1535NP4-2

York Sample ID: 13J0753-02

York Project (SDG) No.

Client Project ID

Matrix

Collection Date/Time

Date Received

13J0753

Rowe Industries

Air

October 17, 2013 3:35 pm

10/21/2013


Volatile Organics, EPA TO15 Full List

Log-in Notes:

Sample Notes:

Sample Prepared by Method: EPA TO15 PREP

CAS No.	Parameter	Result	Flag	Units	MDL	RL	Dilution	Reference Method	Date/Time Prepared	Date/Time Analyzed	Analyst
75-01-4	Vinyl Chloride	1.1		ug/m ³	0.26	0.26	1	EPA TO-15	10/22/2013 14:33	10/22/2013 16:58	ALD
108-05-4	Vinyl acetate	ND		ug/m ³	0.36	0.36	1	EPA TO-15	10/22/2013 14:33	10/22/2013 16:58	ALD
79-01-6	Trichloroethylene	1.6		ug/m ³	0.27	0.27	1	EPA TO-15	10/22/2013 14:33	10/22/2013 16:58	ALD
10061-02-6	trans-1,3-Dichloropropylene	ND		ug/m ³	0.46	0.46	1	EPA TO-15	10/22/2013 14:33	10/22/2013 16:58	ALD
156-60-5	trans-1,2-Dichloroethylene	ND		ug/m ³	0.40	0.40	1	EPA TO-15	10/22/2013 14:33	10/22/2013 16:58	ALD
108-88-3	Toluene	42		ug/m ³	0.38	0.38	1	EPA TO-15	10/22/2013 14:33	10/22/2013 16:58	ALD
109-99-9	Tetrahydrofuran	12		ug/m ³	0.30	0.30	1	EPA TO-15	10/22/2013 14:33	10/22/2013 16:58	ALD
127-18-4	Tetrachloroethylene	12		ug/m ³	0.69	0.69	1	EPA TO-15	10/22/2013 14:33	10/22/2013 16:58	ALD
100-42-5	Styrene	ND		ug/m ³	0.43	0.43	1	EPA TO-15	10/22/2013 14:33	10/22/2013 16:58	ALD
115-07-01	Propylene	ND		ug/m ³	0.18	0.18	1	EPA TO-15	10/22/2013 14:33	10/22/2013 16:58	ALD
622-96-8	p-Ethyltoluene	9.5		ug/m ³	2.5	2.5	1	EPA TO-15	10/22/2013 14:33	10/22/2013 16:58	ALD
179601-23-1	p- & m- Xylenes	26		ug/m ³	0.88	0.88	1	EPA TO-15	10/22/2013 14:33	10/22/2013 16:58	ALD
95-47-6	o-Xylene	9.4		ug/m ³	0.44	0.44	1	EPA TO-15	10/22/2013 14:33	10/22/2013 16:58	ALD
110-54-3	n-Hexane	24		ug/m ³	0.36	0.36	1	EPA TO-15	10/22/2013 14:33	10/22/2013 16:58	ALD
142-82-5	n-Heptane	11		ug/m ³	0.42	0.42	1	EPA TO-15	10/22/2013 14:33	10/22/2013 16:58	ALD
75-09-2	Methylene chloride	7.7		ug/m ³	0.35	0.35	1	EPA TO-15	10/22/2013 14:33	10/22/2013 16:58	ALD
1634-04-4	Methyl tert-butyl ether (MTBE)	4.0		ug/m ³	0.37	0.37	1	EPA TO-15	10/22/2013 14:33	10/22/2013 16:58	ALD
108-10-1	4-Methyl-2-pentanone	ND		ug/m ³	0.42	0.42	1	EPA TO-15	10/22/2013 14:33	10/22/2013 16:58	ALD
67-63-0	Isopropanol	ND		ug/m ³	0.25	0.25	1	EPA TO-15	10/22/2013 14:33	10/22/2013 16:58	ALD
87-68-3	Hexachlorobutadiene	ND		ug/m ³	1.1	1.1	1	EPA TO-15	10/22/2013 14:33	10/22/2013 16:58	ALD
100-41-4	Ethyl Benzene	7.8		ug/m ³	0.44	0.44	1	EPA TO-15	10/22/2013 14:33	10/22/2013 16:58	ALD
141-78-6	Ethyl acetate	ND		ug/m ³	0.37	0.37	1	EPA TO-15	10/22/2013 14:33	10/22/2013 16:58	ALD
110-82-7	Cyclohexane	6.0		ug/m ³	0.35	0.35	1	EPA TO-15	10/22/2013 14:33	10/22/2013 16:58	ALD
10061-01-5	cis-1,3-Dichloropropylene	ND		ug/m ³	0.46	0.46	1	EPA TO-15	10/22/2013 14:33	10/22/2013 16:58	ALD
156-59-2	cis-1,2-Dichloroethylene	5.0		ug/m ³	0.40	0.40	1	EPA TO-15	10/22/2013 14:33	10/22/2013 16:58	ALD
74-87-3	Chloromethane	2.4		ug/m ³	0.21	0.21	1	EPA TO-15	10/22/2013 14:33	10/22/2013 16:58	ALD
67-66-3	Chloroform	6.2		ug/m ³	0.50	0.50	1	EPA TO-15	10/22/2013 14:33	10/22/2013 16:58	ALD
75-00-3	Chloroethane	ND		ug/m ³	0.27	0.27	1	EPA TO-15	10/22/2013 14:33	10/22/2013 16:58	ALD
56-23-5	Carbon tetrachloride	2.9		ug/m ³	0.32	0.32	1	EPA TO-15	10/22/2013 14:33	10/22/2013 16:58	ALD
75-15-0	Carbon disulfide	ND		ug/m ³	0.32	0.32	1	EPA TO-15	10/22/2013 14:33	10/22/2013 16:58	ALD
74-83-9	Bromomethane	ND		ug/m ³	0.39	0.39	1	EPA TO-15	10/22/2013 14:33	10/22/2013 16:58	ALD
75-25-2	Bromoform	ND		ug/m ³	1.1	1.1	1	EPA TO-15	10/22/2013 14:33	10/22/2013 16:58	ALD
75-27-4	Bromodichloromethane	ND		ug/m ³	0.63	0.63	1	EPA TO-15	10/22/2013 14:33	10/22/2013 16:58	ALD
100-44-7	Benzyl chloride	ND		ug/m ³	0.53	0.53	1	EPA TO-15	10/22/2013 14:33	10/22/2013 16:58	ALD



Sample Information

Client Sample ID: AQ101713:1535NP4-2

York Sample ID: 13J0753-02

York Project (SDG) No.

Client Project ID

Matrix

Collection Date/Time

Date Received

13J0753

Rowe Industries

Air

October 17, 2013 3:35 pm

10/21/2013


Volatile Organics, EPA TO15 Full List

Log-in Notes:

Sample Notes:

Sample Prepared by Method: EPA TO15 PREP

CAS No.	Parameter	Result	Flag	Units	MDL	RL	Dilution	Reference Method	Date/Time Prepared	Date/Time Analyzed	Analyst
71-43-2	Benzene	4.9		ug/m ³	0.32	0.32	1	EPA TO-15	10/22/2013 14:33	10/22/2013 16:58	ALD
67-64-1	Acetone	26		ug/m ³	0.24	0.24	1	EPA TO-15	10/22/2013 14:33	10/22/2013 16:58	ALD
591-78-6	2-Hexanone	ND		ug/m ³	0.42	0.42	1	EPA TO-15	10/22/2013 14:33	10/22/2013 16:58	ALD
78-93-3	2-Butanone	8.7		ug/m ³	0.30	0.30	1	EPA TO-15	10/22/2013 14:33	10/22/2013 16:58	ALD
123-91-1	1,4-Dioxane	ND		ug/m ³	0.37	0.37	1	EPA TO-15	10/22/2013 14:33	10/22/2013 16:58	ALD
106-46-7	1,4-Dichlorobenzene	ND		ug/m ³	0.61	0.61	1	EPA TO-15	10/22/2013 14:33	10/22/2013 16:58	ALD
541-73-1	1,3-Dichlorobenzene	ND		ug/m ³	0.61	0.61	1	EPA TO-15	10/22/2013 14:33	10/22/2013 16:58	ALD
106-99-0	1,3-Butadiene	ND		ug/m ³	0.44	0.44	1	EPA TO-15	10/22/2013 14:33	10/22/2013 16:58	ALD
108-67-8	1,3,5-Trimethylbenzene	3.0		ug/m ³	0.50	0.50	1	EPA TO-15	10/22/2013 14:33	10/22/2013 16:58	ALD
76-14-2	1,2-Dichlorotetrafluoroethane	0.92		ug/m ³	0.71	0.71	1	EPA TO-15	10/22/2013 14:33	10/22/2013 16:58	ALD
78-87-5	1,2-Dichloropropane	ND		ug/m ³	0.47	0.47	1	EPA TO-15	10/22/2013 14:33	10/22/2013 16:58	ALD
107-06-2	1,2-Dichloroethane	ND		ug/m ³	0.41	0.41	1	EPA TO-15	10/22/2013 14:33	10/22/2013 16:58	ALD
95-50-1	1,2-Dichlorobenzene	ND		ug/m ³	0.61	0.61	1	EPA TO-15	10/22/2013 14:33	10/22/2013 16:58	ALD
95-63-6	1,2,4-Trimethylbenzene	9.5		ug/m ³	0.50	0.50	1	EPA TO-15	10/22/2013 14:33	10/22/2013 16:58	ALD
120-82-1	1,2,4-Trichlorobenzene	ND		ug/m ³	0.75	0.75	1	EPA TO-15	10/22/2013 14:33	10/22/2013 16:58	ALD
75-35-4	1,1-Dichloroethylene	1.1		ug/m ³	0.40	0.40	1	EPA TO-15	10/22/2013 14:33	10/22/2013 16:58	ALD
75-34-3	1,1-Dichloroethane	7.0		ug/m ³	0.41	0.41	1	EPA TO-15	10/22/2013 14:33	10/22/2013 16:58	ALD
75-69-4	Trichlorofluoromethane (Freon 11)	6.7		ug/m ³	0.57	0.57	1	EPA TO-15	10/22/2013 14:33	10/22/2013 16:58	ALD
79-00-5	1,1,2-Trichloroethane	ND		ug/m ³	0.55	0.55	1	EPA TO-15	10/22/2013 14:33	10/22/2013 16:58	ALD
76-13-1	1,2-Trichloro-1,2,2-trifluoroethane (Freon 113)	3.5		ug/m ³	0.78	0.78	1	EPA TO-15	10/22/2013 14:33	10/22/2013 16:58	ALD
79-34-5	1,1,2,2-Tetrachloroethane	ND		ug/m ³	0.70	0.70	1	EPA TO-15	10/22/2013 14:33	10/22/2013 16:58	ALD
71-55-6	1,1,1-Trichloroethane	33		ug/m ³	0.55	0.55	1	EPA TO-15	10/22/2013 14:33	10/22/2013 16:58	ALD
75-71-8	Dichlorodifluoromethane	6.3		ug/m ³	0.50	0.50	1	EPA TO-15	10/22/2013 14:33	10/22/2013 16:58	ALD
106-93-4	1,2-Dibromoethane	ND		ug/m ³	0.78	0.78	1	EPA TO-15	10/22/2013 14:33	10/22/2013 16:58	ALD
124-48-1	Dibromochloromethane	ND		ug/m ³	0.82	0.82	1	EPA TO-15	10/22/2013 14:33	10/22/2013 16:58	ALD
80-62-6	Methyl Methacrylate	ND		ug/m ³	0.42	0.42	1	EPA TO-15	10/22/2013 14:33	10/22/2013 16:58	ALD
108-90-7	Chlorobenzene	ND		ug/m ³	0.47	0.47	1	EPA TO-15	10/22/2013 14:33	10/22/2013 16:58	ALD
Surrogate Recoveries		Result	Acceptance Range								
460-00-4	Surrogate: <i>p</i> -Bromofluorobenzene	94.0 %	70-130								



Sample Information

Client Sample ID: AQ101713:1540NP4-3

York Sample ID: 13J0753-03

York Project (SDG) No.

Client Project ID

Matrix

Collection Date/Time

Date Received

13J0753

Rowe Industries

Air

October 17, 2013 3:40 pm

10/21/2013


Volatile Organics, EPA TO15 Full List

Log-in Notes:

Sample Notes:

Sample Prepared by Method: EPA TO15 PREP

CAS No.	Parameter	Result	Flag	Units	MDL	RL	Dilution	Reference Method	Date/Time Prepared	Date/Time Analyzed	Analyst
75-01-4	Vinyl Chloride	0.86		ug/m ³	0.26	0.26	1	EPA TO-15	10/22/2013 14:33	10/22/2013 17:42	ALD
108-05-4	Vinyl acetate	ND		ug/m ³	0.36	0.36	1	EPA TO-15	10/22/2013 14:33	10/22/2013 17:42	ALD
79-01-6	Trichloroethylene	ND		ug/m ³	0.27	0.27	1	EPA TO-15	10/22/2013 14:33	10/22/2013 17:42	ALD
10061-02-6	trans-1,3-Dichloropropylene	ND		ug/m ³	0.46	0.46	1	EPA TO-15	10/22/2013 14:33	10/22/2013 17:42	ALD
156-60-5	trans-1,2-Dichloroethylene	ND		ug/m ³	0.40	0.40	1	EPA TO-15	10/22/2013 14:33	10/22/2013 17:42	ALD
108-88-3	Toluene	ND		ug/m ³	0.38	0.38	1	EPA TO-15	10/22/2013 14:33	10/22/2013 17:42	ALD
109-99-9	Tetrahydrofuran	ND		ug/m ³	0.30	0.30	1	EPA TO-15	10/22/2013 14:33	10/22/2013 17:42	ALD
127-18-4	Tetrachloroethylene	ND		ug/m ³	0.69	0.69	1	EPA TO-15	10/22/2013 14:33	10/22/2013 17:42	ALD
100-42-5	Styrene	ND		ug/m ³	0.43	0.43	1	EPA TO-15	10/22/2013 14:33	10/22/2013 17:42	ALD
115-07-01	Propylene	ND		ug/m ³	0.18	0.18	1	EPA TO-15	10/22/2013 14:33	10/22/2013 17:42	ALD
622-96-8	p-Ethyltoluene	ND		ug/m ³	2.5	2.5	1	EPA TO-15	10/22/2013 14:33	10/22/2013 17:42	ALD
179601-23-1	p- & m- Xylenes	ND		ug/m ³	0.88	0.88	1	EPA TO-15	10/22/2013 14:33	10/22/2013 17:42	ALD
95-47-6	o-Xylene	ND		ug/m ³	0.44	0.44	1	EPA TO-15	10/22/2013 14:33	10/22/2013 17:42	ALD
110-54-3	n-Hexane	ND		ug/m ³	0.36	0.36	1	EPA TO-15	10/22/2013 14:33	10/22/2013 17:42	ALD
142-82-5	n-Heptane	ND		ug/m ³	0.42	0.42	1	EPA TO-15	10/22/2013 14:33	10/22/2013 17:42	ALD
75-09-2	Methylene chloride	1.3		ug/m ³	0.35	0.35	1	EPA TO-15	10/22/2013 14:33	10/22/2013 17:42	ALD
1634-04-4	Methyl tert-butyl ether (MTBE)	0.77		ug/m ³	0.37	0.37	1	EPA TO-15	10/22/2013 14:33	10/22/2013 17:42	ALD
108-10-1	4-Methyl-2-pentanone	ND		ug/m ³	0.42	0.42	1	EPA TO-15	10/22/2013 14:33	10/22/2013 17:42	ALD
67-63-0	Isopropanol	ND		ug/m ³	0.25	0.25	1	EPA TO-15	10/22/2013 14:33	10/22/2013 17:42	ALD
87-68-3	Hexachlorobutadiene	ND		ug/m ³	1.1	1.1	1	EPA TO-15	10/22/2013 14:33	10/22/2013 17:42	ALD
100-41-4	Ethyl Benzene	ND		ug/m ³	0.44	0.44	1	EPA TO-15	10/22/2013 14:33	10/22/2013 17:42	ALD
141-78-6	Ethyl acetate	ND		ug/m ³	0.37	0.37	1	EPA TO-15	10/22/2013 14:33	10/22/2013 17:42	ALD
110-82-7	Cyclohexane	ND		ug/m ³	0.35	0.35	1	EPA TO-15	10/22/2013 14:33	10/22/2013 17:42	ALD
10061-01-5	cis-1,3-Dichloropropylene	ND		ug/m ³	0.46	0.46	1	EPA TO-15	10/22/2013 14:33	10/22/2013 17:42	ALD
156-59-2	cis-1,2-Dichloroethylene	2.1		ug/m ³	0.40	0.40	1	EPA TO-15	10/22/2013 14:33	10/22/2013 17:42	ALD
74-87-3	Chloromethane	1.8		ug/m ³	0.21	0.21	1	EPA TO-15	10/22/2013 14:33	10/22/2013 17:42	ALD
67-66-3	Chloroform	4.2		ug/m ³	0.50	0.50	1	EPA TO-15	10/22/2013 14:33	10/22/2013 17:42	ALD
75-00-3	Chloroethane	ND		ug/m ³	0.27	0.27	1	EPA TO-15	10/22/2013 14:33	10/22/2013 17:42	ALD
56-23-5	Carbon tetrachloride	1.1		ug/m ³	0.32	0.32	1	EPA TO-15	10/22/2013 14:33	10/22/2013 17:42	ALD
75-15-0	Carbon disulfide	ND		ug/m ³	0.32	0.32	1	EPA TO-15	10/22/2013 14:33	10/22/2013 17:42	ALD
74-83-9	Bromomethane	ND		ug/m ³	0.39	0.39	1	EPA TO-15	10/22/2013 14:33	10/22/2013 17:42	ALD
75-25-2	Bromoform	ND		ug/m ³	1.1	1.1	1	EPA TO-15	10/22/2013 14:33	10/22/2013 17:42	ALD
75-27-4	Bromodichloromethane	ND		ug/m ³	0.63	0.63	1	EPA TO-15	10/22/2013 14:33	10/22/2013 17:42	ALD



Sample Information

Client Sample ID: AQ101713:1540NP4-3

York Sample ID: 13J0753-03

York Project (SDG) No.

Client Project ID

Matrix

Collection Date/Time

Date Received

13J0753

Rowe Industries

Air

October 17, 2013 3:40 pm

10/21/2013


Volatile Organics, EPA TO15 Full List

Log-in Notes:

Sample Notes:

Sample Prepared by Method: EPA TO15 PREP

CAS No.	Parameter	Result	Flag	Units	MDL	RL	Dilution	Reference Method	Date/Time Prepared	Date/Time Analyzed	Analyst
100-44-7	Benzyl chloride	ND		ug/m ³	0.53	0.53	1	EPA TO-15	10/22/2013 14:33	10/22/2013 17:42	ALD
71-43-2	Benzene	ND		ug/m ³	0.32	0.32	1	EPA TO-15	10/22/2013 14:33	10/22/2013 17:42	ALD
67-64-1	Acetone	3.4		ug/m ³	0.24	0.24	1	EPA TO-15	10/22/2013 14:33	10/22/2013 17:42	ALD
591-78-6	2-Hexanone	ND		ug/m ³	0.42	0.42	1	EPA TO-15	10/22/2013 14:33	10/22/2013 17:42	ALD
78-93-3	2-Butanone	0.99		ug/m ³	0.30	0.30	1	EPA TO-15	10/22/2013 14:33	10/22/2013 17:42	ALD
123-91-1	1,4-Dioxane	ND		ug/m ³	0.37	0.37	1	EPA TO-15	10/22/2013 14:33	10/22/2013 17:42	ALD
106-46-7	1,4-Dichlorobenzene	ND		ug/m ³	0.61	0.61	1	EPA TO-15	10/22/2013 14:33	10/22/2013 17:42	ALD
541-73-1	1,3-Dichlorobenzene	ND		ug/m ³	0.61	0.61	1	EPA TO-15	10/22/2013 14:33	10/22/2013 17:42	ALD
106-99-0	1,3-Butadiene	ND		ug/m ³	0.44	0.44	1	EPA TO-15	10/22/2013 14:33	10/22/2013 17:42	ALD
108-67-8	1,3,5-Trimethylbenzene	ND		ug/m ³	0.50	0.50	1	EPA TO-15	10/22/2013 14:33	10/22/2013 17:42	ALD
76-14-2	1,2-Dichlorotetrafluoroethane	ND		ug/m ³	0.71	0.71	1	EPA TO-15	10/22/2013 14:33	10/22/2013 17:42	ALD
78-87-5	1,2-Dichloropropane	ND		ug/m ³	0.47	0.47	1	EPA TO-15	10/22/2013 14:33	10/22/2013 17:42	ALD
107-06-2	1,2-Dichloroethane	ND		ug/m ³	0.41	0.41	1	EPA TO-15	10/22/2013 14:33	10/22/2013 17:42	ALD
95-50-1	1,2-Dichlorobenzene	ND		ug/m ³	0.61	0.61	1	EPA TO-15	10/22/2013 14:33	10/22/2013 17:42	ALD
95-63-6	1,2,4-Trimethylbenzene	ND		ug/m ³	0.50	0.50	1	EPA TO-15	10/22/2013 14:33	10/22/2013 17:42	ALD
120-82-1	1,2,4-Trichlorobenzene	ND		ug/m ³	0.75	0.75	1	EPA TO-15	10/22/2013 14:33	10/22/2013 17:42	ALD
75-35-4	1,1-Dichloroethylene	0.65		ug/m ³	0.40	0.40	1	EPA TO-15	10/22/2013 14:33	10/22/2013 17:42	ALD
75-34-3	1,1-Dichloroethane	5.3		ug/m ³	0.41	0.41	1	EPA TO-15	10/22/2013 14:33	10/22/2013 17:42	ALD
75-69-4	Trichlorofluoromethane (Freon 11)	3.8		ug/m ³	0.57	0.57	1	EPA TO-15	10/22/2013 14:33	10/22/2013 17:42	ALD
79-00-5	1,1,2-Trichloroethane	ND		ug/m ³	0.55	0.55	1	EPA TO-15	10/22/2013 14:33	10/22/2013 17:42	ALD
76-13-1	1,2-Trichloro-1,2,2-trifluoroethane (Freon 112)	4		ug/m ³	0.78	0.78	1	EPA TO-15	10/22/2013 14:33	10/22/2013 17:42	ALD
79-34-5	1,1,2,2-Tetrachloroethane	ND		ug/m ³	0.70	0.70	1	EPA TO-15	10/22/2013 14:33	10/22/2013 17:42	ALD
71-55-6	1,1,1-Trichloroethane	20		ug/m ³	0.55	0.55	1	EPA TO-15	10/22/2013 14:33	10/22/2013 17:42	ALD
75-71-8	Dichlorodifluoromethane	4.3		ug/m ³	0.50	0.50	1	EPA TO-15	10/22/2013 14:33	10/22/2013 17:42	ALD
106-93-4	1,2-Dibromoethane	ND		ug/m ³	0.78	0.78	1	EPA TO-15	10/22/2013 14:33	10/22/2013 17:42	ALD
124-48-1	Dibromochloromethane	ND		ug/m ³	0.82	0.82	1	EPA TO-15	10/22/2013 14:33	10/22/2013 17:42	ALD
80-62-6	Methyl Methacrylate	ND		ug/m ³	0.42	0.42	1	EPA TO-15	10/22/2013 14:33	10/22/2013 17:42	ALD
108-90-7	Chlorobenzene	ND		ug/m ³	0.47	0.47	1	EPA TO-15	10/22/2013 14:33	10/22/2013 17:42	ALD
	Surrogate Recoveries	Result			Acceptance Range						
460-00-4	Surrogate: <i>p</i> -Bromofluorobenzene	103 %			70-130						



Analytical Batch Summary

Batch ID: BJ31000

Preparation Method: EPA TO15 PREP

Prepared By: ALD

YORK Sample ID	Client Sample ID	Preparation Date
13J0753-01	AQ101713:1530NP4-1	10/22/13
13J0753-02	AQ101713:1535NP4-2	10/22/13
13J0753-03	AQ101713:1540NP4-3	10/22/13
BJ31000-BLK1	Blank	10/22/13
BJ31000-BS1	LCS	10/22/13
BJ31000-DUP1	Duplicate	10/22/13



Volatile Organic Compounds in Air by GC/MS - Quality Control Data

York Analytical Laboratories, Inc.


Analyte	Result	Reporting Limit	Units	Spike Level	Source* Result	%REC	%REC Limits	Flag	RPD	RPD Limit	Flag
---------	--------	-----------------	-------	-------------	----------------	------	-------------	------	-----	-----------	------

Batch BJ31000 - EPA TO15 PREP

Blank (BJ31000-BLK1)

Prepared & Analyzed: 10/22/2013

Vinyl Chloride	ND	0.26	ug/m ³								
Vinyl acetate	ND	0.36	"								
Trichloroethylene	ND	0.27	"								
trans-1,3-Dichloropropylene	ND	0.46	"								
trans-1,2-Dichloroethylene	ND	0.40	"								
Toluene	ND	0.38	"								
Tetrahydrofuran	ND	0.30	"								
Tetrachloroethylene	ND	0.69	"								
Styrene	ND	0.43	"								
Propylene	ND	0.18	"								
p-Ethyltoluene	ND	2.5	"								
p- & m- Xylenes	ND	0.88	"								
o-Xylene	ND	0.44	"								
n-Hexane	ND	0.36	"								
n-Heptane	ND	0.42	"								
Methylene chloride	ND	0.35	"								
Methyl tert-butyl ether (MTBE)	ND	0.37	"								
4-Methyl-2-pentanone	ND	0.42	"								
Isopropanol	ND	0.25	"								
Hexachlorobutadiene	ND	1.1	"								
Ethyl Benzene	ND	0.44	"								
Ethyl acetate	ND	0.37	"								
Cyclohexane	ND	0.35	"								
cis-1,3-Dichloropropylene	ND	0.46	"								
cis-1,2-Dichloroethylene	ND	0.40	"								
Chloromethane	ND	0.21	"								
Chloroform	ND	0.50	"								
Chloroethane	ND	0.27	"								
Carbon tetrachloride	ND	0.32	"								
Carbon disulfide	ND	0.32	"								
Bromomethane	ND	0.39	"								
Bromoform	ND	1.1	"								
Bromodichloromethane	ND	0.63	"								
Benzyl chloride	ND	0.53	"								
Benzene	ND	0.32	"								
Acetone	ND	0.24	"								
2-Hexanone	ND	0.42	"								
2-Butanone	ND	0.30	"								
1,4-Dioxane	ND	0.37	"								
1,4-Dichlorobenzene	ND	0.61	"								
1,3-Dichlorobenzene	ND	0.61	"								
1,3-Butadiene	ND	0.44	"								
1,3,5-Trimethylbenzene	ND	0.50	"								
1,2-Dichlorotetrafluoroethane	ND	0.71	"								
1,2-Dichloropropane	ND	0.47	"								
1,2-Dichloroethane	ND	0.41	"								
1,2-Dichlorobenzene	ND	0.61	"								
1,2,4-Trimethylbenzene	ND	0.50	"								
1,2,4-Trichlorobenzene	ND	0.75	"								
1,1-Dichloroethylene	ND	0.40	"								
1,1-Dichloroethane	ND	0.41	"								



Volatile Organic Compounds in Air by GC/MS - Quality Control Data

York Analytical Laboratories, Inc.

Analyte	Result	Reporting	Units	Spike Level	Source*	%REC	%REC Limits	Flag	RPD	RPD Limit	Flag
		Limit			Result						

Batch BJ31000 - EPA TO15 PREP

Blank (BJ31000-BLK1)

Prepared & Analyzed: 10/22/2013


Trichlorofluoromethane (Freon 11)	ND	0.57	ug/m ³								
1,1,2-Trichloroethane	ND	0.55	"								
1,1,2-Trichloro-1,2,2-trifluoroethane (Freon 113)	ND	0.78	"								
1,1,2,2-Tetrachloroethane	ND	0.70	"								
1,1,1-Trichloroethane	ND	0.55	"								
Dichlorodifluoromethane	ND	0.50	"								
1,2-Dibromoethane	ND	0.78	"								
Dibromochloromethane	ND	0.82	"								
Methyl Methacrylate	ND	0.42	"								
Chlorobenzene	ND	0.47	"								

<i>Surrogate: p-Bromofluorobenzene</i>	8.26		ppbv	10.0		82.6	70-130				
--	------	--	------	------	--	------	--------	--	--	--	--

LCS (BJ31000-BS1)

Prepared & Analyzed: 10/22/2013

Vinyl Chloride	12.1		ppbv	10.5		115	70-130				
Vinyl acetate	10.9		"	10.4		104	58.1-135				
Trichloroethylene	11.5		"	10.6		108	70-130				
trans-1,3-Dichloropropylene	12.8		"	11.5		111	62-135				
trans-1,2-Dichloroethylene	10.9		"	10.3		106	58.3-130				
Toluene	11.2		"	11.0		102	64.9-126				
Tetrahydrofuran	10.6		"	10.8		97.8	44.6-146				
Tetrachloroethylene	11.1		"	10.8		103	70-130				
Styrene	12.0		"	10.9		110	66.4-132				
Propylene	13.1		"	11.5		114	62.4-150				
p-Ethyltoluene	12.6		"	10.4		121	73.8-146				
p- & m- Xylenes	23.9		"	21.8		110	56.6-136				
o-Xylene	12.3		"	11.0		112	67.8-133				
n-Hexane	10.8		"	10.9		99.3	59.7-130				
n-Heptane	11.1		"	10.9		102	62.3-134				
Methylene chloride	9.94		"	9.70		102	62.6-130				
Methyl tert-butyl ether (MTBE)	11.1		"	10.3		107	60.7-139				
4-Methyl-2-pentanone	11.0		"	10.6		104	64.5-158				
Isopropanol	11.3		"	10.9		103	60-150				
Hexachlorobutadiene	11.7		"	10.2		115	61.2-150				
Ethyl Benzene	11.7		"	11.0		106	68.4-125				
Ethyl acetate	11.1		"	11.0		101	40.6-150				
Cyclohexane	11.0		"	10.8		101	60.4-127				
cis-1,3-Dichloropropylene	11.8		"	10.9		109	65.5-129				
cis-1,2-Dichloroethylene	11.9		"	10.8		110	51.3-118				
Chloromethane	11.1		"	10.3		108	64.9-130				
Chloroform	11.6		"	11.0		105	65.1-130				
Chloroethane	11.6		"	10.3		112	52.1-131				
Carbon tetrachloride	11.7		"	10.5		112	70-130				
Carbon disulfide	10.5		"	10.5		100	61.8-111				
Bromomethane	11.2		"	10.5		107	60.1-140				
Bromoform	12.2		"	10.9		112	58.7-150				
Bromodichloromethane	12.1		"	10.6		115	65.3-127				
Benzyl chloride	11.7		"	10.8		108	62.5-150				
Benzene	10.3		"	10.8		95.5	69.5-130				
Acetone	10.6		"	11.0		96.5	55.3-133				
2-Hexanone	8.13		"	10.9		74.6	52-150				
2-Butanone	10.5		"	10.9		96.6	28.5-154				
1,4-Dioxane	10.0		"	10.6		94.5	50-150				



Volatile Organic Compounds in Air by GC/MS - Quality Control Data

York Analytical Laboratories, Inc.

Analyte	Result	Reporting Limit	Units	Spike Level	Source* Result	%REC	%REC Limits	Flag	RPD	RPD Limit	Flag
---------	--------	-----------------	-------	-------------	----------------	------	-------------	------	-----	-----------	------

Batch BJ31000 - EPA TO15 PREP

LCS (BJ31000-BS1)

Prepared & Analyzed: 10/22/2013

1,4-Dichlorobenzene	11.5		ppbv	10.9		105	62.5-139				
1,3-Dichlorobenzene	11.6		"	10.8		107	71.9-153				
1,3-Butadiene	12.8		"	10.9		117	66.7-127				
1,3,5-Trimethylbenzene	12.8		"	11.0		116	65-152				
1,2-Dichlorotetrafluoroethane	12.2		"	10.5		116	63.3-129				
1,2-Dichloropropane	11.2		"	11.0		102	21.3-152				
1,2-Dichloroethane	11.6		"	10.7		109	51.2-124				
1,2-Dichlorobenzene	11.4		"	10.7		107	63.7-148				
1,2,4-Trimethylbenzene	13.4		"	11.0		121	67.9-152				
1,2,4-Trichlorobenzene	7.40		"	10.0		74.0	58-147				
1,1-Dichloroethylene	10.5		"	9.60		109	58.1-130				
1,1-Dichloroethane	10.5		"	10.3		102	63.3-130				
Trichlorofluoromethane (Freon 11)	13.2		"	11.0		120	56-132				
1,1,2-Trichloroethane	11.4		"	11.0		104	66-127				
1,1,2-Trichloro-1,2,2-trifluoroethane (Freon 113)	9.48		"	9.20		103	60.2-125				
1,1,2,2-Tetrachloroethane	11.6		"	11.0		106	63.7-132				
1,1,1-Trichloroethane	11.3		"	10.5		108	58.2-126				
Dichlorodifluoromethane	11.8		"	10.2		116	62.8-133				
1,2-Dibromoethane	11.6		"	11.0		105	70-130				
Dibromochloromethane	12.0		"	10.7		112	70-130				
Methyl Methacrylate	12.3		"	10.7		115	70-130				
Chlorobenzene	11.2		"	11.0		102	67.6-122				
Surrogate: <i>p</i> -Bromofluorobenzene	9.79		"	10.0		97.9	70-130				

Duplicate (BJ31000-DUP1)

*Source sample: 13J0753-01 (AQ101713:1530NP4-1)

Prepared & Analyzed: 10/22/2013


Vinyl Chloride	ND	0.26	ug/m ³		ND					25	
Vinyl acetate	ND	0.36	"		ND					25	
Trichloroethylene	0.60	0.27	"		0.55			9.52		25	
trans-1,3-Dichloropropylene	ND	0.46	"		ND					25	
trans-1,2-Dichloroethylene	ND	0.40	"		ND					25	
Toluene	6.0	0.38	"		6.4			6.77		25	
Tetrahydrofuran	1.9	0.30	"		1.9			4.72		25	
Tetrachloroethylene	11	0.69	"		11			6.94		25	
Styrene	ND	0.43	"		ND					25	
Propylene	ND	0.18	"		ND					25	
<i>p</i> -Ethyltoluene	ND	2.5	"		ND					25	
<i>p</i> - & <i>m</i> - Xylenes	3.9	0.88	"		3.8			3.47		25	
<i>o</i> -Xylene	1.5	0.44	"		1.4			3.08		25	
<i>n</i> -Hexane	3.4	0.36	"		3.2			5.41		25	
<i>n</i> -Heptane	1.5	0.42	"		1.4			8.70		25	
Methylene chloride	2.3	0.35	"		2.2			1.57		25	
Methyl tert-butyl ether (MTBE)	ND	0.37	"		ND					25	
4-Methyl-2-pentanone	ND	0.42	"		ND					25	
Isopropanol	ND	0.25	"		ND					25	
Hexachlorobutadiene	ND	1.1	"		ND					25	
Ethyl Benzene	1.2	0.44	"		1.1			3.77		25	
Ethyl acetate	ND	0.37	"		ND					25	
Cyclohexane	0.88	0.35	"		0.74			17.4		25	
cis-1,3-Dichloropropylene	ND	0.46	"		ND					25	
cis-1,2-Dichloroethylene	ND	0.40	"		ND					25	
Chloromethane	2.1	0.21	"		1.9			8.42		25	
Chloroform	ND	0.50	"		ND					25	



Volatile Organic Compounds in Air by GC/MS - Quality Control Data

York Analytical Laboratories, Inc.

Analyte	Result	Reporting Limit	Units	Spike Level	Source* Result	%REC	%REC Limits	Flag	RPD	RPD Limit	Flag	
Batch BJ31000 - EPA TO15 PREP												
Duplicate (BJ31000-DUP1)	*Source sample: 13J0753-01 (AQ101713:1530NP4-1)						Prepared & Analyzed: 10/22/2013					
Chloroethane	ND	0.27	ug/m ³		ND					25		
Carbon tetrachloride	1.0	0.32	"		0.90				13.3	25		
Carbon disulfide	ND	0.32	"		ND					25		
Bromomethane	ND	0.39	"		ND					25		
Bromoform	ND	1.1	"		ND					25		
Bromodichloromethane	ND	0.63	"		ND					25		
Benzyl chloride	ND	0.53	"		ND					25		
Benzene	1.3	0.32	"		1.2				5.13	25		
Acetone	13	0.24	"		13				4.40	25		
2-Hexanone	ND	0.42	"		ND					25		
2-Butanone	2.8	0.30	"		2.5				7.91	25		
1,4-Dioxane	ND	0.37	"		ND					25		
1,4-Dichlorobenzene	ND	0.61	"		ND					25		
1,3-Dichlorobenzene	ND	0.61	"		ND					25		
1,3-Butadiene	ND	0.44	"		ND					25		
1,3,5-Trimethylbenzene	0.65	0.50	"		0.70				7.41	25		
1,2-Dichlorotetrafluoroethane	ND	0.71	"		ND					25		
1,2-Dichloropropane	ND	0.47	"		ND					25		
1,2-Dichloroethane	ND	0.41	"		ND					25		
1,2-Dichlorobenzene	ND	0.61	"		ND					25		
1,2,4-Trimethylbenzene	1.9	0.50	"		1.9				0.00	25		
1,2,4-Trichlorobenzene	ND	0.75	"		ND					25		
1,1-Dichloroethylene	ND	0.40	"		ND					25		
1,1-Dichloroethane	ND	0.41	"		ND					25		
Trichlorofluoromethane (Freon 11)	2.6	0.57	"		2.5				6.74	25		
1,1,2-Trichloroethane	ND	0.55	"		ND					25		
1,1,2-Trichloro-1,2,2-trifluoroethane (Freon 113)	1.1	0.78	"		0.94				15.4	25		
1,1,2,2-Tetrachloroethane	ND	0.70	"		ND					25		
1,1,1-Trichloroethane	0.67	0.55	"		0.61				8.70	25		
Dichlorodifluoromethane	4.2	0.50	"		3.9				6.21	25		
1,2-Dibromoethane	ND	0.78	"		ND					25		
Dibromochloromethane	ND	0.82	"		ND					25		
Methyl Methacrylate	ND	0.42	"		ND					25		
Chlorobenzene	ND	0.47	"		ND					25		
<i>Surrogate: p-Bromofluorobenzene</i>	9.74		ppbv	10.0		97.4	70-130					



Notes and Definitions

ND	Analyte NOT DETECTED at the stated Reporting Limit (RL) or above.
RL	REPORTING LIMIT - the minimum reportable value based upon the lowest point in the analyte calibration curve.
MDL	METHOD DETECTION LIMIT - the minimum concentration that can be measured and reported with a 99% confidence that the concentration is greater than zero. If requested or required, a value reported below the RL and above the MDL is considered estimated and is noted with a "J" flag.
NR	Not reported
RPD	Relative Percent Difference
Wet	The data has been reported on an as-received (wet weight) basis
Low Bias	Low Bias flag indicates that the recovery of the flagged analyte is below the laboratory or regulatory lower control limit. The data user should take note that this analyte may be biased low but should evaluate multiple lines of evidence including the LCS and site-specific MS/MSD data to draw bias conclusions. In cases where no site-specific MS/MSD was requested, only the LCS data can be used to evaluate such bias.
High Bias	High Bias flag indicates that the recovery of the flagged analyte is above the laboratory or regulatory upper control limit. The data user should take note that this analyte may be biased high but should evaluate multiple lines of evidence including the LCS and site-specific MS/MSD data to draw bias conclusions. In cases where no site-specific MS/MSD was requested, only the LCS data can be used to evaluate such bias.
Non-Dir.	Non-dir. flag (Non-Directional Bias) indicates that the Relative Percent Difference (RPD) (a measure of precision) among the MS and MSD data is outside the laboratory or regulatory control limit. This alerts the data user where the MS and MSD are from site-specific samples that the RPD is high due to either non-homogeneous distribution of target analyte between the MS/MSD or indicates poor reproducibility for other reasons.

If EPA SW-846 method 8270 is included herein it is noted that the target compound N-nitrosodiphenylamine (NDPA) decomposes in the gas chromatographic inlet and cannot be separated from diphenylamine (DPA). These results could actually represent 100% DPA, 100% NDPA or some combination of the two. For this reason, York reports the combined result for n-nitrosodiphenylamine and diphenylamine for either of these compounds as a combined concentration as Diphenylamine.

If Total PCBs are detected and the target aroclors reported are "Not detected", the Total PCB value is reported due to the presence of either or both Aroclors 1262 and 1268 which are non-target aroclors for some regulatory lists.

2-chloroethylvinyl ether readily breaks down under acidic conditions. Samples that are acid preserved, including standards will exhibit breakdown. The data user should take note.

Certification for pH is no longer offered by NYDOH ELAP.

Semi-Volatile and Volatile analyses are reported down to the MDL, with values between the MDL and the RL being "J" flagged as estimated results.


YORK

ANALYTICAL LABORATORIES, INC.


120 RESEARCH DRIVE STRATFORD, CT 06615
 (859) 944-1371 FAX (203) 357-0166

Field Chain-of-Custody Record

1350753

Company Name LBC 4 Research Dr. Suite 1 Shelton, Ct 06487		Report To: Tunde Sander T.Sander@Lbc.com	Invoice To: June	Project ID/No. Race Industries	Samples Collected By (Signature)  Name (Printed) STEPHEN PINAT
---	--	---	----------------------------	--	--

Sample No.	Location/ID	Date Sampled	Sample Matrix			ANALYSES REQUESTED	Container Description(s)
			Water	Soil	Air		
AQ101713-1530NP4-1		10/27/03 1530		X			6 L. Sample
AQ101713-1535NP4-3		1535		X			6 L. Sample
AQ101713-1540NP4-3		1540		X			6 L. Sample

Chain-of-Custody Record	
Bottles Relinquished from Lab by 	Date/Time 12/19/03 1200
Sample Relinquished by Chris C	Date/Time 10-21-03 9:30
Sample Relinquished by (Signature)	Date/Time 10/21/03 1540
Bottles Received in Field by (Signature)	Date/Time 10/19/03 1200
Sample Received in LAB by (Signature)	Date/Time 10/21/03 1540
Turn-Around Time X Standard RUSH(define)	
Comments/Special Instructions Summary Report w/ QA summary NY ASP B Pack	