

TABLE 2

**GROUNDWATER REMEDIAL ACTION
ROWE INDUSTRIES SUPERFUND SITE
SAG HARBOR, NEW YORK**

Effluent Water Quality Results

| Date Sampled ^{2/} | pH ^{1/} | TDS (mg/l) | PCE (ug/l) | 1,1,1-TCA (ug/l) | TCE (ug/l) | 1,1-DCA (ug/l) | 1,1-DCE (ug/l) | cis-1,2-DCE (ug/l) | trans-1,2-DCE (ug/l) | Xylene (ug/l) | Toluene (ug/l) | Ethylbenzene (ug/l) | Methylene Chloride (ug/l) | Freon 113 (ug/l) | Naphthalene (ug/l) | Chloroform (ug/l) | Total Iron (mg/l) | Dissolved Iron (mg/l) |
|----------------------------|------------------|------------|------------|------------------|------------|----------------|----------------|--------------------|----------------------|---------------|----------------|---------------------|---------------------------|------------------|--------------------|-------------------|-------------------|-----------------------|
| SPDES Limits | 5.0 to 8.5 | --- | 5 | 5 | 5 | 5 | 5 | 5 | 5 | 5 | 5 | 5 | 5 | --- | 10 | 7 | --- | --- |
| 4-Nov-13 | 7.2 | 113 | ND<0.5 | ND<0.5 | ND<0.5 | ND<0.5 | ND<0.5 | ND<0.5 | ND<0.5 | ND<0.5 | ND<0.5 | ND<0.5 | ND<2 | ND<0.5 | ND<0.5 | ND<0.5 | 0.88 | 0.102 |
| 11-Nov-13 | 7.0 | 100 | ND<0.5 | ND<0.5 | ND<0.5 | ND<0.5 | ND<0.5 | ND<0.5 | ND<0.5 | ND<0.5 | ND<0.5 | ND<0.5 | ND<2 | ND<0.5 | ND<0.5 | ND<0.5 | 9.47 | 0.035 |
| 18-Nov-13 | 6.9 | 97 | ND<0.5 | ND<0.5 | ND<0.5 | ND<0.5 | ND<0.5 | ND<0.5 | ND<0.5 | ND<0.5 | ND<0.5 | ND<0.5 | ND<2 | ND<0.5 | ND<0.5 | ND<0.5 | 1.18 | 0.091 |
| 26-Nov-13 | 7.2 | 110 | ND<0.5 | ND<0.5 | ND<0.5 | ND<0.5 | ND<0.5 | ND<0.5 | ND<0.5 | ND<0.5 | ND<0.5 | ND<0.5 | ND<2 | ND<0.5 | ND<0.5 | ND<0.5 | 20.10 | 0.025 |

SPDES: State Pollutant Discharge Elimination System

mg/l: Milligrams per liter

ug/l: Micrograms per liter

----: Not established

J: Analyte detected below quantitation limits, value shown is a laboratory estimate.

B: Analyte was found in the associated analysis batch blank. For volatiles, methylene chloride and acetone are common lab contaminants.

ND: Not detected

NM: Not Measured

TDS: Total dissolved solids

PCE: Tetrachloroethylene

1,1,1-TCA: 1,1,1-Trichloroethane

TCE: Trichloroethene

1,1-DCA: 1,1-Dichloroethane

1,1-DCE: 1,1-Dichloroethene

cis-1,2-DCE: cis-1,2-Dichloroethene

trans-1,2,-DCE: trans-1,2-Dichloroethene

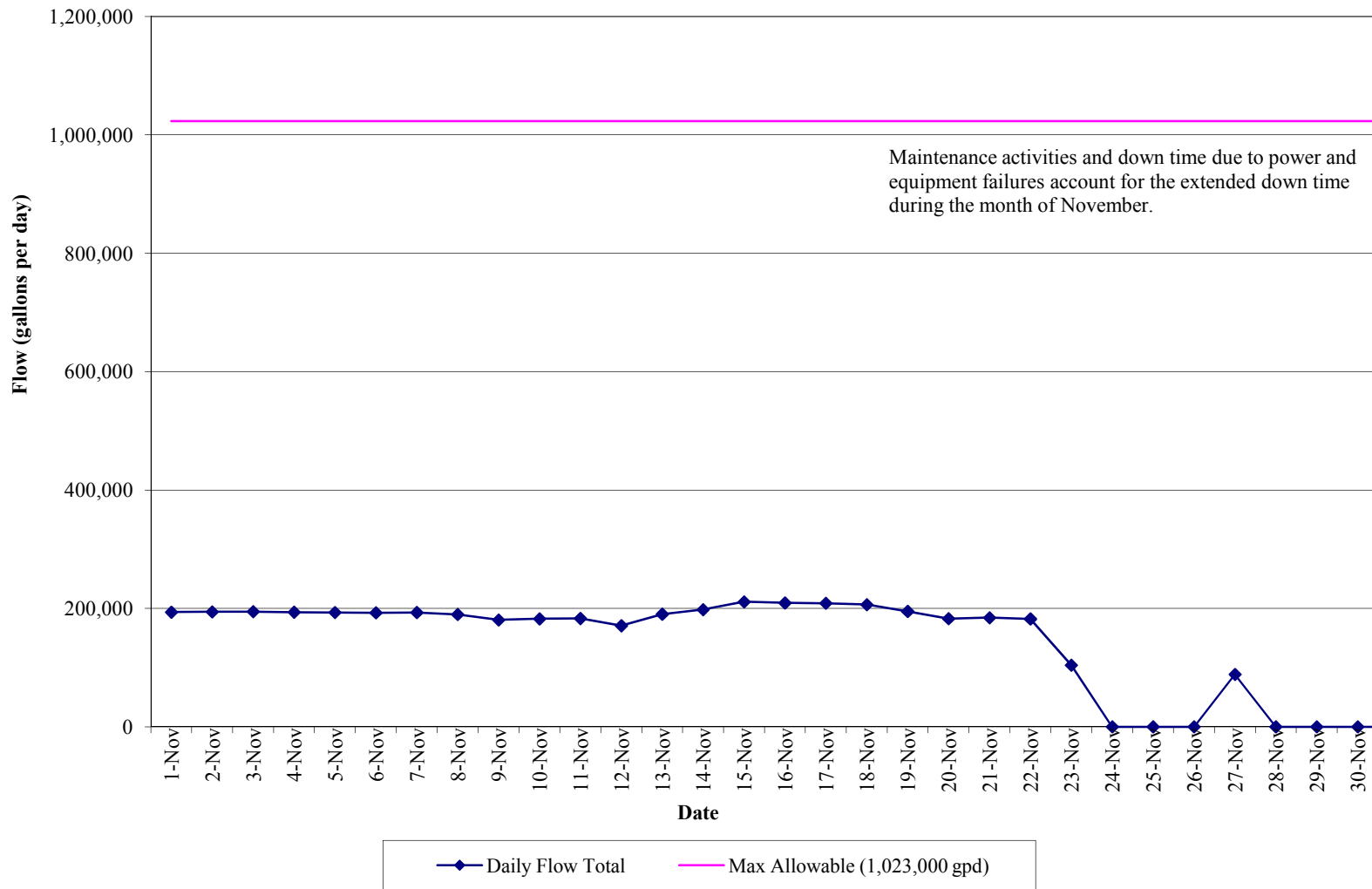
Notes:

1. Based on the SPDES criteria from an NYSDEC letter dated on October 21, 2011, the new allowable pH range for the Rowe Site is between 5.0 and 8.5.


2. "Effluent" samples were collected from sample port labeled NP2-10 unless otherwise noted.

**GRAPH 1
GROUNDWATER REMEDIAL ACTION
ROWE INDUSTRIES SUPERFUND SITE
SAG HARBOR, NEW YORK**

**Effluent Flow Data
(November 1, 2013 to November 30, 2013)**



APPENDIX I
NOVEMBER 2013 LABORATORY ANALYTICAL REPORTS
FOR FSP&T SYSTEM



Technical Report

prepared for:

Leggette Brashears & Graham Shelton Office

4 Research Drive, Suite 301

Shelton CT, 06484

Attention: Tunde Komuves-Sandor

Report Date: 11/14/2013

Client Project ID: Rowe Industries

York Project (SDG) No.: 13K0113

CT Cert. No. PH-0723

New Jersey Cert. No. CT-005



New York Cert. No. 10854

PA Cert. No. 68-04440

Report Date: 11/14/2013
Client Project ID: Rowe Industries
York Project (SDG) No.: 13K0113

Leggette Brashears & Graham Shelton Office
4 Research Drive, Suite 301
Shelton CT, 06484
Attention: Tunde Komuves-Sandor

Purpose and Results

This report contains the analytical data for the sample(s) identified on the attached chain-of-custody received in our laboratory on November 05, 2013 and listed below. The project was identified as your project: **Rowe Industries**.

The analyses were conducted utilizing appropriate EPA, Standard Methods, and ASTM methods as detailed in the data summary tables.

All samples were received in proper condition meeting the customary acceptance requirements for environmental samples except those indicated under the Notes section of this report.

All analyses met the method and laboratory standard operating procedure requirements except as indicated by any data flags, the meaning of which are explained in the attachment to this report, and case narrative if applicable.

The results of the analyses, which are all reported on dry weight basis (soils) unless otherwise noted, are detailed in the following pages.

Please contact Client Services at 203.325.1371 with any questions regarding this report.

| <u>York Sample ID</u> | <u>Client Sample ID</u> | <u>Matrix</u> | <u>Date Collected</u> | <u>Date Received</u> |
|-----------------------|-------------------------|---------------|-----------------------|----------------------|
| 13K0113-01 | WQ110413:1030NP2-6 | Water | 11/04/2013 | 11/05/2013 |
| 13K0113-02 | WQ110413:1040NP2-7 | Water | 11/04/2013 | 11/05/2013 |
| 13K0114-01 | WQ110413:1050NP2-10 | Water | 11/04/2013 | 11/05/2013 |

General Notes for York Project (SDG) No.: 13K0113

1. The RLs and MDLs (Reporting Limit and Method Detection Limit respectively) reported are adjusted for any dilution necessary due to the levels of target and/or non-target analytes and matrix interference. The RL(REPORTING LIMIT) is based upon the lowest standard utilized for the calibration where applicable.
2. Samples are retained for a period of thirty days after submittal of report, unless other arrangements are made.
3. York's liability for the above data is limited to the dollar value paid to York for the referenced project.
4. This report shall not be reproduced without the written approval of York Analytical Laboratories, Inc.
5. All samples were received in proper condition for analysis with proper documentation, unless otherwise noted.
6. All analyses conducted met method or Laboratory SOP requirements. See the Qualifiers and/or Narrative sections for further information.
7. It is noted that no analyses reported herein were subcontracted to another laboratory, unless noted in the report.
8. This report reflects results that relate only to the samples submitted on the attached chain-of-custody form(s) received by York.


Approved By:



Benjamin Gulizia
Laboratory Director

Date: 11/14/2013

YORK



Sample Information

Client Sample ID: WQ110413:1030NP2-6

York Sample ID: 13K0113-01

York Project (SDG) No.
13K0113

Client Project ID
Rowe Industries

Matrix
Water

Collection Date/Time
November 4, 2013 3:00 pm

Date Received
11/05/2013


Volatile Organics, 8260 List - Low Level

Log-in Notes:

Sample Notes:

Sample Prepared by Method: EPA 5030B

| CAS No. | Parameter | Result | Flag | Units | MDL | RL | Dilution | Reference Method | Date/Time Prepared | Date/Time Analyzed | Analyst |
|----------|---|--------|------|-------|------|------|----------|------------------|--------------------|--------------------|---------|
| 630-20-6 | 1,1,1,2-Tetrachloroethane | ND | | ug/L | 0.20 | 0.50 | 1 | EPA 8260C | 11/12/2013 06:35 | 11/12/2013 15:29 | BK |
| 71-55-6 | 1,1,1-Trichloroethane | 0.35 | J | ug/L | 0.20 | 0.50 | 1 | EPA 8260C | 11/12/2013 06:35 | 11/12/2013 15:29 | BK |
| 79-34-5 | 1,1,2,2-Tetrachloroethane | ND | | ug/L | 0.20 | 0.50 | 1 | EPA 8260C | 11/12/2013 06:35 | 11/12/2013 15:29 | BK |
| 76-13-1 | 1,1,2-Trichloro-1,2,2-trifluoroethane (Freon 113) | ND | | ug/L | 0.20 | 0.50 | 1 | EPA 8260C | 11/12/2013 06:35 | 11/12/2013 15:29 | BK |
| 79-00-5 | 1,1,2-Trichloroethane | ND | | ug/L | 0.20 | 0.50 | 1 | EPA 8260C | 11/12/2013 06:35 | 11/12/2013 15:29 | BK |
| 75-34-3 | 1,1-Dichloroethane | ND | | ug/L | 0.20 | 0.50 | 1 | EPA 8260C | 11/12/2013 06:35 | 11/12/2013 15:29 | BK |
| 75-35-4 | 1,1-Dichloroethylene | ND | | ug/L | 0.20 | 0.50 | 1 | EPA 8260C | 11/12/2013 06:35 | 11/12/2013 15:29 | BK |
| 563-58-6 | 1,1-Dichloropropylene | ND | | ug/L | 0.20 | 0.50 | 1 | EPA 8260C | 11/12/2013 06:35 | 11/12/2013 15:29 | BK |
| 87-61-6 | 1,2,3-Trichlorobenzene | ND | | ug/L | 0.20 | 0.50 | 1 | EPA 8260C | 11/12/2013 06:35 | 11/12/2013 15:29 | BK |
| 96-18-4 | 1,2,3-Trichloropropane | ND | | ug/L | 0.20 | 0.50 | 1 | EPA 8260C | 11/12/2013 06:35 | 11/12/2013 15:29 | BK |
| 120-82-1 | 1,2,4-Trichlorobenzene | ND | | ug/L | 0.20 | 0.50 | 1 | EPA 8260C | 11/12/2013 06:35 | 11/12/2013 15:29 | BK |
| 95-63-6 | 1,2,4-Trimethylbenzene | ND | | ug/L | 0.20 | 0.50 | 1 | EPA 8260C | 11/12/2013 06:35 | 11/12/2013 15:29 | BK |
| 96-12-8 | 1,2-Dibromo-3-chloropropane | ND | | ug/L | 0.20 | 0.50 | 1 | EPA 8260C | 11/12/2013 06:35 | 11/12/2013 15:29 | BK |
| 106-93-4 | 1,2-Dibromoethane | ND | | ug/L | 0.20 | 0.50 | 1 | EPA 8260C | 11/12/2013 06:35 | 11/12/2013 15:29 | BK |
| 95-50-1 | 1,2-Dichlorobenzene | ND | | ug/L | 0.20 | 0.50 | 1 | EPA 8260C | 11/12/2013 06:35 | 11/12/2013 15:29 | BK |
| 107-06-2 | 1,2-Dichloroethane | ND | | ug/L | 0.20 | 0.50 | 1 | EPA 8260C | 11/12/2013 06:35 | 11/12/2013 15:29 | BK |
| 78-87-5 | 1,2-Dichloropropane | ND | | ug/L | 0.20 | 0.50 | 1 | EPA 8260C | 11/12/2013 06:35 | 11/12/2013 15:29 | BK |
| 108-67-8 | 1,3,5-Trimethylbenzene | ND | | ug/L | 0.20 | 0.50 | 1 | EPA 8260C | 11/12/2013 06:35 | 11/12/2013 15:29 | BK |
| 541-73-1 | 1,3-Dichlorobenzene | ND | | ug/L | 0.20 | 0.50 | 1 | EPA 8260C | 11/12/2013 06:35 | 11/12/2013 15:29 | BK |
| 142-28-9 | 1,3-Dichloropropane | ND | | ug/L | 0.20 | 0.50 | 1 | EPA 8260C | 11/12/2013 06:35 | 11/12/2013 15:29 | BK |
| 106-46-7 | 1,4-Dichlorobenzene | ND | | ug/L | 0.20 | 0.50 | 1 | EPA 8260C | 11/12/2013 06:35 | 11/12/2013 15:29 | BK |
| 594-20-7 | 2,2-Dichloropropane | ND | | ug/L | 0.20 | 0.50 | 1 | EPA 8260C | 11/12/2013 06:35 | 11/12/2013 15:29 | BK |
| 95-49-8 | 2-Chlorotoluene | ND | | ug/L | 0.20 | 0.50 | 1 | EPA 8260C | 11/12/2013 06:35 | 11/12/2013 15:29 | BK |
| 591-78-6 | 2-Hexanone | ND | | ug/L | 0.20 | 0.50 | 1 | EPA 8260C | 11/12/2013 06:35 | 11/12/2013 15:29 | BK |
| 106-43-4 | 4-Chlorotoluene | ND | | ug/L | 0.20 | 0.50 | 1 | EPA 8260C | 11/12/2013 06:35 | 11/12/2013 15:29 | BK |
| 67-64-1 | Acetone | ND | | ug/L | 1.0 | 2.0 | 1 | EPA 8260C | 11/12/2013 06:35 | 11/12/2013 15:29 | BK |
| 71-43-2 | Benzene | ND | | ug/L | 0.20 | 0.50 | 1 | EPA 8260C | 11/12/2013 06:35 | 11/12/2013 15:29 | BK |
| 108-86-1 | Bromobenzene | ND | | ug/L | 0.20 | 0.50 | 1 | EPA 8260C | 11/12/2013 06:35 | 11/12/2013 15:29 | BK |
| 74-97-5 | Bromochloromethane | ND | | ug/L | 0.20 | 0.50 | 1 | EPA 8260C | 11/12/2013 06:35 | 11/12/2013 15:29 | BK |
| 75-27-4 | Bromodichloromethane | ND | | ug/L | 0.20 | 0.50 | 1 | EPA 8260C | 11/12/2013 06:35 | 11/12/2013 15:29 | BK |
| 75-25-2 | Bromoform | ND | | ug/L | 0.20 | 0.50 | 1 | EPA 8260C | 11/12/2013 06:35 | 11/12/2013 15:29 | BK |
| 74-83-9 | Bromomethane | ND | | ug/L | 0.20 | 0.50 | 1 | EPA 8260C | 11/12/2013 06:35 | 11/12/2013 15:29 | BK |



Sample Information

Client Sample ID: WQ110413:1030NP2-6

York Sample ID: 13K0113-01

York Project (SDG) No.

Client Project ID

Matrix

Collection Date/Time

Date Received

13K0113

Rowe Industries

Water

November 4, 2013 3:00 pm

11/05/2013


Volatile Organics, 8260 List - Low Level

Log-in Notes:

Sample Notes:

Sample Prepared by Method: EPA 5030B

| CAS No. | Parameter | Result | Flag | Units | MDL | RL | Dilution | Reference Method | Date/Time Prepared | Date/Time Analyzed | Analyst |
|-------------|--------------------------------|-------------|------|-------|------|------|----------|------------------|--------------------|--------------------|---------|
| 56-23-5 | Carbon tetrachloride | ND | | ug/L | 0.20 | 0.50 | 1 | EPA 8260C | 11/12/2013 06:35 | 11/12/2013 15:29 | BK |
| 108-90-7 | Chlorobenzene | ND | | ug/L | 0.20 | 0.50 | 1 | EPA 8260C | 11/12/2013 06:35 | 11/12/2013 15:29 | BK |
| 75-00-3 | Chloroethane | ND | | ug/L | 0.20 | 0.50 | 1 | EPA 8260C | 11/12/2013 06:35 | 11/12/2013 15:29 | BK |
| 67-66-3 | Chloroform | ND | | ug/L | 0.20 | 0.50 | 1 | EPA 8260C | 11/12/2013 06:35 | 11/12/2013 15:29 | BK |
| 74-87-3 | Chloromethane | ND | | ug/L | 0.20 | 0.50 | 1 | EPA 8260C | 11/12/2013 06:35 | 11/12/2013 15:29 | BK |
| 156-59-2 | cis-1,2-Dichloroethylene | 0.35 | J | ug/L | 0.20 | 0.50 | 1 | EPA 8260C | 11/12/2013 06:35 | 11/12/2013 15:29 | BK |
| 10061-01-5 | cis-1,3-Dichloropropylene | ND | | ug/L | 0.20 | 0.50 | 1 | EPA 8260C | 11/12/2013 06:35 | 11/12/2013 15:29 | BK |
| 124-48-1 | Dibromochloromethane | ND | | ug/L | 0.20 | 0.50 | 1 | EPA 8260C | 11/12/2013 06:35 | 11/12/2013 15:29 | BK |
| 74-95-3 | Dibromomethane | ND | | ug/L | 0.20 | 0.50 | 1 | EPA 8260C | 11/12/2013 06:35 | 11/12/2013 15:29 | BK |
| 75-71-8 | Dichlorodifluoromethane | ND | | ug/L | 0.20 | 0.50 | 1 | EPA 8260C | 11/12/2013 06:35 | 11/12/2013 15:29 | BK |
| 100-41-4 | Ethyl Benzene | ND | | ug/L | 0.20 | 0.50 | 1 | EPA 8260C | 11/12/2013 06:35 | 11/12/2013 15:29 | BK |
| 87-68-3 | Hexachlorobutadiene | ND | | ug/L | 0.20 | 0.50 | 1 | EPA 8260C | 11/12/2013 06:35 | 11/12/2013 15:29 | BK |
| 98-82-8 | Isopropylbenzene | ND | | ug/L | 0.20 | 0.50 | 1 | EPA 8260C | 11/12/2013 06:35 | 11/12/2013 15:29 | BK |
| 1634-04-4 | Methyl tert-butyl ether (MTBE) | ND | | ug/L | 0.20 | 0.50 | 1 | EPA 8260C | 11/12/2013 06:35 | 11/12/2013 15:29 | BK |
| 75-09-2 | Methylene chloride | ND | | ug/L | 1.0 | 2.0 | 1 | EPA 8260C | 11/12/2013 06:35 | 11/12/2013 15:29 | BK |
| 91-20-3 | Naphthalene | ND | | ug/L | 1.0 | 2.0 | 1 | EPA 8260C | 11/12/2013 06:35 | 11/12/2013 15:29 | BK |
| 104-51-8 | n-Butylbenzene | ND | | ug/L | 0.20 | 0.50 | 1 | EPA 8260C | 11/12/2013 06:35 | 11/12/2013 15:29 | BK |
| 103-65-1 | n-Propylbenzene | ND | | ug/L | 0.20 | 0.50 | 1 | EPA 8260C | 11/12/2013 06:35 | 11/12/2013 15:29 | BK |
| 95-47-6 | o-Xylene | ND | | ug/L | 0.20 | 0.50 | 1 | EPA 8260C | 11/12/2013 06:35 | 11/12/2013 15:29 | BK |
| 179601-23-1 | p- & m- Xylenes | ND | | ug/L | 0.50 | 1.0 | 1 | EPA 8260C | 11/12/2013 06:35 | 11/12/2013 15:29 | BK |
| 99-87-6 | p-Isopropyltoluene | ND | | ug/L | 0.20 | 0.50 | 1 | EPA 8260C | 11/12/2013 06:35 | 11/12/2013 15:29 | BK |
| 135-98-8 | sec-Butylbenzene | ND | | ug/L | 0.20 | 0.50 | 1 | EPA 8260C | 11/12/2013 06:35 | 11/12/2013 15:29 | BK |
| 100-42-5 | Styrene | ND | | ug/L | 0.20 | 0.50 | 1 | EPA 8260C | 11/12/2013 06:35 | 11/12/2013 15:29 | BK |
| 98-06-6 | tert-Butylbenzene | ND | | ug/L | 0.20 | 0.50 | 1 | EPA 8260C | 11/12/2013 06:35 | 11/12/2013 15:29 | BK |
| 127-18-4 | Tetrachloroethylene | 1.1 | | ug/L | 0.20 | 0.50 | 1 | EPA 8260C | 11/12/2013 06:35 | 11/12/2013 15:29 | BK |
| 108-88-3 | Toluene | ND | | ug/L | 0.20 | 0.50 | 1 | EPA 8260C | 11/12/2013 06:35 | 11/12/2013 15:29 | BK |
| 156-60-5 | trans-1,2-Dichloroethylene | ND | | ug/L | 0.20 | 0.50 | 1 | EPA 8260C | 11/12/2013 06:35 | 11/12/2013 15:29 | BK |
| 10061-02-6 | trans-1,3-Dichloropropylene | ND | | ug/L | 0.20 | 0.50 | 1 | EPA 8260C | 11/12/2013 06:35 | 11/12/2013 15:29 | BK |
| 79-01-6 | Trichloroethylene | 0.27 | J | ug/L | 0.20 | 0.50 | 1 | EPA 8260C | 11/12/2013 06:35 | 11/12/2013 15:29 | BK |
| 75-69-4 | Trichlorofluoromethane | ND | | ug/L | 0.20 | 0.50 | 1 | EPA 8260C | 11/12/2013 06:35 | 11/12/2013 15:29 | BK |
| 75-01-4 | Vinyl Chloride | ND | | ug/L | 0.50 | 0.50 | 1 | EPA 8260C | 11/12/2013 06:35 | 11/12/2013 15:29 | BK |
| 1330-20-7 | Xylenes, Total | ND | | ug/L | 0.60 | 1.5 | 1 | EPA 8260C | 11/12/2013 06:35 | 11/12/2013 15:29 | BK |



Sample Information

Client Sample ID: WQ110413:1030NP2-6

York Sample ID: 13K0113-01

York Project (SDG) No.

Client Project ID

Matrix

Collection Date/Time

Date Received

13K0113

Rowe Industries

Water

November 4, 2013 3:00 pm

11/05/2013

Volatile Organics, 8260 List - Low Level

Log-in Notes:

Sample Notes:

Sample Prepared by Method: EPA 5030B

| CAS No. | Parameter | Result | Flag | Units | MDL | RL | Dilution | Reference Method | Date/Time Prepared | Date/Time Analyzed | Analyst |
|------------|----------------------------------|---------------|------|-------|--------|----|----------|------------------|--------------------|--------------------|---------|
| | Surrogate Recoveries | Result | | | | | | | | | |
| 17060-07-0 | Surrogate: 1,2-Dichloroethane-d4 | 96.7 % | | | 79-133 | | | | | | |
| 460-00-4 | Surrogate: p-Bromofluorobenzene | 88.6 % | | | 65-133 | | | | | | |
| 2037-26-5 | Surrogate: Toluene-d8 | 116 % | | | 80-123 | | | | | | |

Iron by EPA 200.7

Log-in Notes:

Sample Notes:

Sample Prepared by Method: EPA 3010A

| CAS No. | Parameter | Result | Flag | Units | MDL | RL | Dilution | Reference Method | Date/Time Prepared | Date/Time Analyzed | Analyst |
|-----------|-----------|--------|------|-------|--------|--------|----------|------------------|--------------------|--------------------|---------|
| 7439-89-6 | Iron | 1.99 | | mg/L | 0.0146 | 0.0200 | 1 | EPA 200.7 | 11/06/2013 07:56 | 11/06/2013 21:37 | AMC |

Iron, Dissolved by EPA 6010

Log-in Notes:

Sample Notes:

Sample Prepared by Method: EPA 3010A

| CAS No. | Parameter | Result | Flag | Units | MDL | RL | Dilution | Reference Method | Date/Time Prepared | Date/Time Analyzed | Analyst |
|-----------|-----------|--------|------|-------|--------|--------|----------|------------------|--------------------|--------------------|---------|
| 7439-89-6 | Iron | 0.132 | | mg/L | 0.0200 | 0.0200 | 1 | EPA 6010C | 11/06/2013 13:44 | 11/06/2013 19:33 | AMC |

Sample Information

Client Sample ID: WQ110413:1040NP2-7

York Sample ID: 13K0113-02

York Project (SDG) No.

Client Project ID

Matrix

Collection Date/Time

Date Received

13K0113

Rowe Industries

Water

November 4, 2013 3:00 pm

11/05/2013


Volatile Organics, 8260 List - Low Level

Log-in Notes:

Sample Notes:

Sample Prepared by Method: EPA 5030B

| CAS No. | Parameter | Result | Flag | Units | MDL | RL | Dilution | Reference Method | Date/Time Prepared | Date/Time Analyzed | Analyst |
|----------|---|--------|------|-------|------|------|----------|------------------|--------------------|--------------------|---------|
| 630-20-6 | 1,1,1,2-Tetrachloroethane | ND | | ug/L | 0.20 | 0.50 | 1 | EPA 8260C | 11/12/2013 06:35 | 11/12/2013 16:04 | BK |
| 71-55-6 | 1,1,1-Trichloroethane | ND | | ug/L | 0.20 | 0.50 | 1 | EPA 8260C | 11/12/2013 06:35 | 11/12/2013 16:04 | BK |
| 79-34-5 | 1,1,2,2-Tetrachloroethane | ND | | ug/L | 0.20 | 0.50 | 1 | EPA 8260C | 11/12/2013 06:35 | 11/12/2013 16:04 | BK |
| 76-13-1 | 1,1,2-Trichloro-1,2,2-trifluoroethane (Freon 113) | ND | | ug/L | 0.20 | 0.50 | 1 | EPA 8260C | 11/12/2013 06:35 | 11/12/2013 16:04 | BK |
| 79-00-5 | 1,1,2-Trichloroethane | ND | | ug/L | 0.20 | 0.50 | 1 | EPA 8260C | 11/12/2013 06:35 | 11/12/2013 16:04 | BK |
| 75-34-3 | 1,1-Dichloroethane | ND | | ug/L | 0.20 | 0.50 | 1 | EPA 8260C | 11/12/2013 06:35 | 11/12/2013 16:04 | BK |
| 75-35-4 | 1,1-Dichloroethylene | ND | | ug/L | 0.20 | 0.50 | 1 | EPA 8260C | 11/12/2013 06:35 | 11/12/2013 16:04 | BK |
| 563-58-6 | 1,1-Dichloropropylene | ND | | ug/L | 0.20 | 0.50 | 1 | EPA 8260C | 11/12/2013 06:35 | 11/12/2013 16:04 | BK |
| 87-61-6 | 1,2,3-Trichlorobenzene | ND | | ug/L | 0.20 | 0.50 | 1 | EPA 8260C | 11/12/2013 06:35 | 11/12/2013 16:04 | BK |
| 96-18-4 | 1,2,3-Trichloropropane | ND | | ug/L | 0.20 | 0.50 | 1 | EPA 8260C | 11/12/2013 06:35 | 11/12/2013 16:04 | BK |
| 120-82-1 | 1,2,4-Trichlorobenzene | ND | | ug/L | 0.20 | 0.50 | 1 | EPA 8260C | 11/12/2013 06:35 | 11/12/2013 16:04 | BK |
| 95-63-6 | 1,2,4-Trimethylbenzene | ND | | ug/L | 0.20 | 0.50 | 1 | EPA 8260C | 11/12/2013 06:35 | 11/12/2013 16:04 | BK |



Sample Information

Client Sample ID: WQ110413:1040NP2-7

York Sample ID: 13K0113-02

York Project (SDG) No.

Client Project ID

Matrix

Collection Date/Time

Date Received

13K0113

Rowe Industries

Water

November 4, 2013 3:00 pm

11/05/2013


Volatile Organics, 8260 List - Low Level

Log-in Notes:

Sample Notes:

Sample Prepared by Method: EPA 5030B

| CAS No. | Parameter | Result | Flag | Units | MDL | RL | Dilution | Reference Method | Date/Time Prepared | Date/Time Analyzed | Analyst |
|------------|-----------------------------|--------|------|-------|------|------|----------|------------------|--------------------|--------------------|---------|
| 96-12-8 | 1,2-Dibromo-3-chloropropane | ND | | ug/L | 0.20 | 0.50 | 1 | EPA 8260C | 11/12/2013 06:35 | 11/12/2013 16:04 | BK |
| 106-93-4 | 1,2-Dibromoethane | ND | | ug/L | 0.20 | 0.50 | 1 | EPA 8260C | 11/12/2013 06:35 | 11/12/2013 16:04 | BK |
| 95-50-1 | 1,2-Dichlorobenzene | ND | | ug/L | 0.20 | 0.50 | 1 | EPA 8260C | 11/12/2013 06:35 | 11/12/2013 16:04 | BK |
| 107-06-2 | 1,2-Dichloroethane | ND | | ug/L | 0.20 | 0.50 | 1 | EPA 8260C | 11/12/2013 06:35 | 11/12/2013 16:04 | BK |
| 78-87-5 | 1,2-Dichloropropane | ND | | ug/L | 0.20 | 0.50 | 1 | EPA 8260C | 11/12/2013 06:35 | 11/12/2013 16:04 | BK |
| 108-67-8 | 1,3,5-Trimethylbenzene | ND | | ug/L | 0.20 | 0.50 | 1 | EPA 8260C | 11/12/2013 06:35 | 11/12/2013 16:04 | BK |
| 541-73-1 | 1,3-Dichlorobenzene | ND | | ug/L | 0.20 | 0.50 | 1 | EPA 8260C | 11/12/2013 06:35 | 11/12/2013 16:04 | BK |
| 142-28-9 | 1,3-Dichloropropane | ND | | ug/L | 0.20 | 0.50 | 1 | EPA 8260C | 11/12/2013 06:35 | 11/12/2013 16:04 | BK |
| 106-46-7 | 1,4-Dichlorobenzene | ND | | ug/L | 0.20 | 0.50 | 1 | EPA 8260C | 11/12/2013 06:35 | 11/12/2013 16:04 | BK |
| 594-20-7 | 2,2-Dichloropropane | ND | | ug/L | 0.20 | 0.50 | 1 | EPA 8260C | 11/12/2013 06:35 | 11/12/2013 16:04 | BK |
| 95-49-8 | 2-Chlorotoluene | ND | | ug/L | 0.20 | 0.50 | 1 | EPA 8260C | 11/12/2013 06:35 | 11/12/2013 16:04 | BK |
| 591-78-6 | 2-Hexanone | ND | | ug/L | 0.20 | 0.50 | 1 | EPA 8260C | 11/12/2013 06:35 | 11/12/2013 16:04 | BK |
| 106-43-4 | 4-Chlorotoluene | ND | | ug/L | 0.20 | 0.50 | 1 | EPA 8260C | 11/12/2013 06:35 | 11/12/2013 16:04 | BK |
| 67-64-1 | Acetone | ND | | ug/L | 1.0 | 2.0 | 1 | EPA 8260C | 11/12/2013 06:35 | 11/12/2013 16:04 | BK |
| 71-43-2 | Benzene | ND | | ug/L | 0.20 | 0.50 | 1 | EPA 8260C | 11/12/2013 06:35 | 11/12/2013 16:04 | BK |
| 108-86-1 | Bromobenzene | ND | | ug/L | 0.20 | 0.50 | 1 | EPA 8260C | 11/12/2013 06:35 | 11/12/2013 16:04 | BK |
| 74-97-5 | Bromochloromethane | ND | | ug/L | 0.20 | 0.50 | 1 | EPA 8260C | 11/12/2013 06:35 | 11/12/2013 16:04 | BK |
| 75-27-4 | Bromodichloromethane | ND | | ug/L | 0.20 | 0.50 | 1 | EPA 8260C | 11/12/2013 06:35 | 11/12/2013 16:04 | BK |
| 75-25-2 | Bromoform | ND | | ug/L | 0.20 | 0.50 | 1 | EPA 8260C | 11/12/2013 06:35 | 11/12/2013 16:04 | BK |
| 74-83-9 | Bromomethane | ND | | ug/L | 0.20 | 0.50 | 1 | EPA 8260C | 11/12/2013 06:35 | 11/12/2013 16:04 | BK |
| 56-23-5 | Carbon tetrachloride | ND | | ug/L | 0.20 | 0.50 | 1 | EPA 8260C | 11/12/2013 06:35 | 11/12/2013 16:04 | BK |
| 108-90-7 | Chlorobenzene | ND | | ug/L | 0.20 | 0.50 | 1 | EPA 8260C | 11/12/2013 06:35 | 11/12/2013 16:04 | BK |
| 75-00-3 | Chloroethane | ND | | ug/L | 0.20 | 0.50 | 1 | EPA 8260C | 11/12/2013 06:35 | 11/12/2013 16:04 | BK |
| 67-66-3 | Chloroform | ND | | ug/L | 0.20 | 0.50 | 1 | EPA 8260C | 11/12/2013 06:35 | 11/12/2013 16:04 | BK |
| 74-87-3 | Chloromethane | ND | | ug/L | 0.20 | 0.50 | 1 | EPA 8260C | 11/12/2013 06:35 | 11/12/2013 16:04 | BK |
| 156-59-2 | cis-1,2-Dichloroethylene | ND | | ug/L | 0.20 | 0.50 | 1 | EPA 8260C | 11/12/2013 06:35 | 11/12/2013 16:04 | BK |
| 10061-01-5 | cis-1,3-Dichloropropylene | ND | | ug/L | 0.20 | 0.50 | 1 | EPA 8260C | 11/12/2013 06:35 | 11/12/2013 16:04 | BK |
| 124-48-1 | Dibromochloromethane | ND | | ug/L | 0.20 | 0.50 | 1 | EPA 8260C | 11/12/2013 06:35 | 11/12/2013 16:04 | BK |
| 74-95-3 | Dibromomethane | ND | | ug/L | 0.20 | 0.50 | 1 | EPA 8260C | 11/12/2013 06:35 | 11/12/2013 16:04 | BK |
| 75-71-8 | Dichlorodifluoromethane | ND | | ug/L | 0.20 | 0.50 | 1 | EPA 8260C | 11/12/2013 06:35 | 11/12/2013 16:04 | BK |
| 100-41-4 | Ethyl Benzene | ND | | ug/L | 0.20 | 0.50 | 1 | EPA 8260C | 11/12/2013 06:35 | 11/12/2013 16:04 | BK |
| 87-68-3 | Hexachlorobutadiene | ND | | ug/L | 0.20 | 0.50 | 1 | EPA 8260C | 11/12/2013 06:35 | 11/12/2013 16:04 | BK |



Sample Information

Client Sample ID: WQ110413:1040NP2-7

York Sample ID: 13K0113-02

York Project (SDG) No.

Client Project ID

Matrix

Collection Date/Time

Date Received

13K0113

Rowe Industries

Water

November 4, 2013 3:00 pm

11/05/2013

Volatile Organics, 8260 List - Low Level

Log-in Notes:

Sample Notes:

Sample Prepared by Method: EPA 5030B

| CAS No. | Parameter | Result | Flag | Units | MDL | RL | Dilution | Reference Method | Date/Time Prepared | Date/Time Analyzed | Analyst |
|-----------------------------|----------------------------------|---------------|-------------------------|-------|------|------|----------|------------------|--------------------|--------------------|---------|
| 98-82-8 | Isopropylbenzene | ND | | ug/L | 0.20 | 0.50 | 1 | EPA 8260C | 11/12/2013 06:35 | 11/12/2013 16:04 | BK |
| 1634-04-4 | Methyl tert-butyl ether (MTBE) | ND | | ug/L | 0.20 | 0.50 | 1 | EPA 8260C | 11/12/2013 06:35 | 11/12/2013 16:04 | BK |
| 75-09-2 | Methylene chloride | ND | | ug/L | 1.0 | 2.0 | 1 | EPA 8260C | 11/12/2013 06:35 | 11/12/2013 16:04 | BK |
| 91-20-3 | Naphthalene | ND | | ug/L | 1.0 | 2.0 | 1 | EPA 8260C | 11/12/2013 06:35 | 11/12/2013 16:04 | BK |
| 104-51-8 | n-Butylbenzene | ND | | ug/L | 0.20 | 0.50 | 1 | EPA 8260C | 11/12/2013 06:35 | 11/12/2013 16:04 | BK |
| 103-65-1 | n-Propylbenzene | ND | | ug/L | 0.20 | 0.50 | 1 | EPA 8260C | 11/12/2013 06:35 | 11/12/2013 16:04 | BK |
| 95-47-6 | o-Xylene | ND | | ug/L | 0.20 | 0.50 | 1 | EPA 8260C | 11/12/2013 06:35 | 11/12/2013 16:04 | BK |
| 179601-23-1 | p- & m- Xylenes | ND | | ug/L | 0.50 | 1.0 | 1 | EPA 8260C | 11/12/2013 06:35 | 11/12/2013 16:04 | BK |
| 99-87-6 | p-Isopropyltoluene | ND | | ug/L | 0.20 | 0.50 | 1 | EPA 8260C | 11/12/2013 06:35 | 11/12/2013 16:04 | BK |
| 135-98-8 | sec-Butylbenzene | ND | | ug/L | 0.20 | 0.50 | 1 | EPA 8260C | 11/12/2013 06:35 | 11/12/2013 16:04 | BK |
| 100-42-5 | Styrene | ND | | ug/L | 0.20 | 0.50 | 1 | EPA 8260C | 11/12/2013 06:35 | 11/12/2013 16:04 | BK |
| 98-06-6 | tert-Butylbenzene | ND | | ug/L | 0.20 | 0.50 | 1 | EPA 8260C | 11/12/2013 06:35 | 11/12/2013 16:04 | BK |
| 127-18-4 | Tetrachloroethylene | ND | | ug/L | 0.20 | 0.50 | 1 | EPA 8260C | 11/12/2013 06:35 | 11/12/2013 16:04 | BK |
| 108-88-3 | Toluene | ND | | ug/L | 0.20 | 0.50 | 1 | EPA 8260C | 11/12/2013 06:35 | 11/12/2013 16:04 | BK |
| 156-60-5 | trans-1,2-Dichloroethylene | ND | | ug/L | 0.20 | 0.50 | 1 | EPA 8260C | 11/12/2013 06:35 | 11/12/2013 16:04 | BK |
| 10061-02-6 | trans-1,3-Dichloropropylene | ND | | ug/L | 0.20 | 0.50 | 1 | EPA 8260C | 11/12/2013 06:35 | 11/12/2013 16:04 | BK |
| 79-01-6 | Trichloroethylene | ND | | ug/L | 0.20 | 0.50 | 1 | EPA 8260C | 11/12/2013 06:35 | 11/12/2013 16:04 | BK |
| 75-69-4 | Trichlorofluoromethane | ND | | ug/L | 0.20 | 0.50 | 1 | EPA 8260C | 11/12/2013 06:35 | 11/12/2013 16:04 | BK |
| 75-01-4 | Vinyl Chloride | ND | | ug/L | 0.50 | 0.50 | 1 | EPA 8260C | 11/12/2013 06:35 | 11/12/2013 16:04 | BK |
| 1330-20-7 | Xylenes, Total | ND | | ug/L | 0.60 | 1.5 | 1 | EPA 8260C | 11/12/2013 06:35 | 11/12/2013 16:04 | BK |
| Surrogate Recoveries | | Result | Acceptance Range | | | | | | | | |
| 17060-07-0 | Surrogate: 1,2-Dichloroethane-d4 | 94.1 % | 79-133 | | | | | | | | |
| 460-00-4 | Surrogate: p-Bromofluorobenzene | 90.0 % | 65-133 | | | | | | | | |
| 2037-26-5 | Surrogate: Toluene-d8 | 119 % | 80-123 | | | | | | | | |

Iron by EPA 200.7

Log-in Notes:

Sample Notes:

Sample Prepared by Method: EPA 3010A

| CAS No. | Parameter | Result | Flag | Units | MDL | RL | Dilution | Reference Method | Date/Time Prepared | Date/Time Analyzed | Analyst |
|-----------|-----------|--------|------|-------|--------|--------|----------|------------------|--------------------|--------------------|---------|
| 7439-89-6 | Iron | 0.377 | | mg/L | 0.0146 | 0.0200 | 1 | EPA 200.7 | 11/06/2013 07:56 | 11/06/2013 21:42 | AMC |


Iron, Dissolved by EPA 6010

Log-in Notes:

Sample Notes:

Sample Prepared by Method: EPA 3010A

| CAS No. | Parameter | Result | Flag | Units | MDL | RL | Dilution | Reference Method | Date/Time Prepared | Date/Time Analyzed | Analyst |
|-----------|-----------|--------|------|-------|--------|--------|----------|------------------|--------------------|--------------------|---------|
| 7439-89-6 | Iron | 0.107 | | mg/L | 0.0200 | 0.0200 | 1 | EPA 6010C | 11/06/2013 13:44 | 11/06/2013 19:39 | AMC |



Sample Information

Client Sample ID: WQ110413:1050NP2-10

York Sample ID: 13K0114-01

York Project (SDG) No.

Client Project ID

Matrix

Collection Date/Time

Date Received

13K0114

Rowe Industries

Water

November 4, 2013 3:00 pm

11/05/2013


Volatile Organics, 8260 List - Low Level

Log-in Notes:

Sample Notes:

Sample Prepared by Method: EPA 5030B

| CAS No. | Parameter | Result | Flag | Units | MDL | RL | Dilution | Reference Method | Date/Time Prepared | Date/Time Analyzed | Analyst |
|----------|---|--------|------|-------|------|------|----------|------------------|--------------------|--------------------|---------|
| 630-20-6 | 1,1,1,2-Tetrachloroethane | ND | | ug/L | 0.20 | 0.50 | 1 | EPA 8260C | 11/07/2013 15:39 | 11/08/2013 01:41 | BK |
| 71-55-6 | 1,1,1-Trichloroethane | ND | | ug/L | 0.20 | 0.50 | 1 | EPA 8260C | 11/07/2013 15:39 | 11/08/2013 01:41 | BK |
| 79-34-5 | 1,1,2,2-Tetrachloroethane | ND | | ug/L | 0.20 | 0.50 | 1 | EPA 8260C | 11/07/2013 15:39 | 11/08/2013 01:41 | BK |
| 76-13-1 | 1,1,2-Trichloro-1,2,2-trifluoroethane (Freon 113) | ND | | ug/L | 0.20 | 0.50 | 1 | EPA 8260C | 11/07/2013 15:39 | 11/08/2013 01:41 | BK |
| 79-00-5 | 1,1,2-Trichloroethane | ND | | ug/L | 0.20 | 0.50 | 1 | EPA 8260C | 11/07/2013 15:39 | 11/08/2013 01:41 | BK |
| 75-34-3 | 1,1-Dichloroethane | ND | | ug/L | 0.20 | 0.50 | 1 | EPA 8260C | 11/07/2013 15:39 | 11/08/2013 01:41 | BK |
| 75-35-4 | 1,1-Dichloroethylene | ND | | ug/L | 0.20 | 0.50 | 1 | EPA 8260C | 11/07/2013 15:39 | 11/08/2013 01:41 | BK |
| 563-58-6 | 1,1-Dichloropropylene | ND | | ug/L | 0.20 | 0.50 | 1 | EPA 8260C | 11/07/2013 15:39 | 11/08/2013 01:41 | BK |
| 87-61-6 | 1,2,3-Trichlorobenzene | ND | | ug/L | 0.20 | 0.50 | 1 | EPA 8260C | 11/07/2013 15:39 | 11/08/2013 01:41 | BK |
| 96-18-4 | 1,2,3-Trichloropropane | ND | | ug/L | 0.20 | 0.50 | 1 | EPA 8260C | 11/07/2013 15:39 | 11/08/2013 01:41 | BK |
| 120-82-1 | 1,2,4-Trichlorobenzene | ND | | ug/L | 0.20 | 0.50 | 1 | EPA 8260C | 11/07/2013 15:39 | 11/08/2013 01:41 | BK |
| 95-63-6 | 1,2,4-Trimethylbenzene | ND | | ug/L | 0.20 | 0.50 | 1 | EPA 8260C | 11/07/2013 15:39 | 11/08/2013 01:41 | BK |
| 96-12-8 | 1,2-Dibromo-3-chloropropane | ND | | ug/L | 0.20 | 0.50 | 1 | EPA 8260C | 11/07/2013 15:39 | 11/08/2013 01:41 | BK |
| 106-93-4 | 1,2-Dibromoethane | ND | | ug/L | 0.20 | 0.50 | 1 | EPA 8260C | 11/07/2013 15:39 | 11/08/2013 01:41 | BK |
| 95-50-1 | 1,2-Dichlorobenzene | ND | | ug/L | 0.20 | 0.50 | 1 | EPA 8260C | 11/07/2013 15:39 | 11/08/2013 01:41 | BK |
| 107-06-2 | 1,2-Dichloroethane | ND | | ug/L | 0.20 | 0.50 | 1 | EPA 8260C | 11/07/2013 15:39 | 11/08/2013 01:41 | BK |
| 78-87-5 | 1,2-Dichloropropane | ND | | ug/L | 0.20 | 0.50 | 1 | EPA 8260C | 11/07/2013 15:39 | 11/08/2013 01:41 | BK |
| 108-67-8 | 1,3,5-Trimethylbenzene | ND | | ug/L | 0.20 | 0.50 | 1 | EPA 8260C | 11/07/2013 15:39 | 11/08/2013 01:41 | BK |
| 541-73-1 | 1,3-Dichlorobenzene | ND | | ug/L | 0.20 | 0.50 | 1 | EPA 8260C | 11/07/2013 15:39 | 11/08/2013 01:41 | BK |
| 142-28-9 | 1,3-Dichloropropane | ND | | ug/L | 0.20 | 0.50 | 1 | EPA 8260C | 11/07/2013 15:39 | 11/08/2013 01:41 | BK |
| 106-46-7 | 1,4-Dichlorobenzene | ND | | ug/L | 0.20 | 0.50 | 1 | EPA 8260C | 11/07/2013 15:39 | 11/08/2013 01:41 | BK |
| 594-20-7 | 2,2-Dichloropropane | ND | | ug/L | 0.20 | 0.50 | 1 | EPA 8260C | 11/07/2013 15:39 | 11/08/2013 01:41 | BK |
| 95-49-8 | 2-Chlorotoluene | ND | | ug/L | 0.20 | 0.50 | 1 | EPA 8260C | 11/07/2013 15:39 | 11/08/2013 01:41 | BK |
| 591-78-6 | 2-Hexanone | ND | | ug/L | 0.20 | 0.50 | 1 | EPA 8260C | 11/07/2013 15:39 | 11/08/2013 01:41 | BK |
| 106-43-4 | 4-Chlorotoluene | ND | | ug/L | 0.20 | 0.50 | 1 | EPA 8260C | 11/07/2013 15:39 | 11/08/2013 01:41 | BK |
| 67-64-1 | Acetone | ND | | ug/L | 1.0 | 2.0 | 1 | EPA 8260C | 11/07/2013 15:39 | 11/08/2013 01:41 | BK |
| 71-43-2 | Benzene | ND | | ug/L | 0.20 | 0.50 | 1 | EPA 8260C | 11/07/2013 15:39 | 11/08/2013 01:41 | BK |
| 108-86-1 | Bromobenzene | ND | | ug/L | 0.20 | 0.50 | 1 | EPA 8260C | 11/07/2013 15:39 | 11/08/2013 01:41 | BK |
| 74-97-5 | Bromochloromethane | ND | | ug/L | 0.20 | 0.50 | 1 | EPA 8260C | 11/07/2013 15:39 | 11/08/2013 01:41 | BK |
| 75-27-4 | Bromodichloromethane | ND | | ug/L | 0.20 | 0.50 | 1 | EPA 8260C | 11/07/2013 15:39 | 11/08/2013 01:41 | BK |
| 75-25-2 | Bromoform | ND | | ug/L | 0.20 | 0.50 | 1 | EPA 8260C | 11/07/2013 15:39 | 11/08/2013 01:41 | BK |
| 74-83-9 | Bromomethane | ND | | ug/L | 0.20 | 0.50 | 1 | EPA 8260C | 11/07/2013 15:39 | 11/08/2013 01:41 | BK |



Sample Information

Client Sample ID: WQ110413:1050NP2-10

York Sample ID: 13K0114-01

York Project (SDG) No.

Client Project ID

Matrix

Collection Date/Time

Date Received

13K0114

Rowe Industries

Water

November 4, 2013 3:00 pm

11/05/2013


Volatile Organics, 8260 List - Low Level

Log-in Notes:

Sample Notes:

Sample Prepared by Method: EPA 5030B

| CAS No. | Parameter | Result | Flag | Units | MDL | RL | Dilution | Reference Method | Date/Time Prepared | Date/Time Analyzed | Analyst |
|-------------|--------------------------------|--------|------|-------|------|------|----------|------------------|--------------------|--------------------|---------|
| 56-23-5 | Carbon tetrachloride | ND | | ug/L | 0.20 | 0.50 | 1 | EPA 8260C | 11/07/2013 15:39 | 11/08/2013 01:41 | BK |
| 108-90-7 | Chlorobenzene | ND | | ug/L | 0.20 | 0.50 | 1 | EPA 8260C | 11/07/2013 15:39 | 11/08/2013 01:41 | BK |
| 75-00-3 | Chloroethane | ND | | ug/L | 0.20 | 0.50 | 1 | EPA 8260C | 11/07/2013 15:39 | 11/08/2013 01:41 | BK |
| 67-66-3 | Chloroform | ND | | ug/L | 0.20 | 0.50 | 1 | EPA 8260C | 11/07/2013 15:39 | 11/08/2013 01:41 | BK |
| 74-87-3 | Chloromethane | ND | | ug/L | 0.20 | 0.50 | 1 | EPA 8260C | 11/07/2013 15:39 | 11/08/2013 01:41 | BK |
| 156-59-2 | cis-1,2-Dichloroethylene | ND | | ug/L | 0.20 | 0.50 | 1 | EPA 8260C | 11/07/2013 15:39 | 11/08/2013 01:41 | BK |
| 10061-01-5 | cis-1,3-Dichloropropylene | ND | | ug/L | 0.20 | 0.50 | 1 | EPA 8260C | 11/07/2013 15:39 | 11/08/2013 01:41 | BK |
| 124-48-1 | Dibromochloromethane | ND | | ug/L | 0.20 | 0.50 | 1 | EPA 8260C | 11/07/2013 15:39 | 11/08/2013 01:41 | BK |
| 74-95-3 | Dibromomethane | ND | | ug/L | 0.20 | 0.50 | 1 | EPA 8260C | 11/07/2013 15:39 | 11/08/2013 01:41 | BK |
| 75-71-8 | Dichlorodifluoromethane | ND | | ug/L | 0.20 | 0.50 | 1 | EPA 8260C | 11/07/2013 15:39 | 11/08/2013 01:41 | BK |
| 100-41-4 | Ethyl Benzene | ND | | ug/L | 0.20 | 0.50 | 1 | EPA 8260C | 11/07/2013 15:39 | 11/08/2013 01:41 | BK |
| 87-68-3 | Hexachlorobutadiene | ND | | ug/L | 0.20 | 0.50 | 1 | EPA 8260C | 11/07/2013 15:39 | 11/08/2013 01:41 | BK |
| 98-82-8 | Isopropylbenzene | ND | | ug/L | 0.20 | 0.50 | 1 | EPA 8260C | 11/07/2013 15:39 | 11/08/2013 01:41 | BK |
| 1634-04-4 | Methyl tert-butyl ether (MTBE) | ND | | ug/L | 0.20 | 0.50 | 1 | EPA 8260C | 11/07/2013 15:39 | 11/08/2013 01:41 | BK |
| 75-09-2 | Methylene chloride | ND | | ug/L | 1.0 | 2.0 | 1 | EPA 8260C | 11/07/2013 15:39 | 11/08/2013 01:41 | BK |
| 91-20-3 | Naphthalene | ND | | ug/L | 1.0 | 2.0 | 1 | EPA 8260C | 11/07/2013 15:39 | 11/08/2013 01:41 | BK |
| 104-51-8 | n-Butylbenzene | ND | | ug/L | 0.20 | 0.50 | 1 | EPA 8260C | 11/07/2013 15:39 | 11/08/2013 01:41 | BK |
| 103-65-1 | n-Propylbenzene | ND | | ug/L | 0.20 | 0.50 | 1 | EPA 8260C | 11/07/2013 15:39 | 11/08/2013 01:41 | BK |
| 95-47-6 | o-Xylene | ND | | ug/L | 0.20 | 0.50 | 1 | EPA 8260C | 11/07/2013 15:39 | 11/08/2013 01:41 | BK |
| 179601-23-1 | p- & m- Xylenes | ND | | ug/L | 0.50 | 1.0 | 1 | EPA 8260C | 11/07/2013 15:39 | 11/08/2013 01:41 | BK |
| 99-87-6 | p-Isopropyltoluene | ND | | ug/L | 0.20 | 0.50 | 1 | EPA 8260C | 11/07/2013 15:39 | 11/08/2013 01:41 | BK |
| 135-98-8 | sec-Butylbenzene | ND | | ug/L | 0.20 | 0.50 | 1 | EPA 8260C | 11/07/2013 15:39 | 11/08/2013 01:41 | BK |
| 100-42-5 | Styrene | ND | | ug/L | 0.20 | 0.50 | 1 | EPA 8260C | 11/07/2013 15:39 | 11/08/2013 01:41 | BK |
| 98-06-6 | tert-Butylbenzene | ND | | ug/L | 0.20 | 0.50 | 1 | EPA 8260C | 11/07/2013 15:39 | 11/08/2013 01:41 | BK |
| 127-18-4 | Tetrachloroethylene | ND | | ug/L | 0.20 | 0.50 | 1 | EPA 8260C | 11/07/2013 15:39 | 11/08/2013 01:41 | BK |
| 108-88-3 | Toluene | ND | | ug/L | 0.20 | 0.50 | 1 | EPA 8260C | 11/07/2013 15:39 | 11/08/2013 01:41 | BK |
| 156-60-5 | trans-1,2-Dichloroethylene | ND | | ug/L | 0.20 | 0.50 | 1 | EPA 8260C | 11/07/2013 15:39 | 11/08/2013 01:41 | BK |
| 10061-02-6 | trans-1,3-Dichloropropylene | ND | | ug/L | 0.20 | 0.50 | 1 | EPA 8260C | 11/07/2013 15:39 | 11/08/2013 01:41 | BK |
| 79-01-6 | Trichloroethylene | ND | | ug/L | 0.20 | 0.50 | 1 | EPA 8260C | 11/07/2013 15:39 | 11/08/2013 01:41 | BK |
| 75-69-4 | Trichlorofluoromethane | ND | | ug/L | 0.20 | 0.50 | 1 | EPA 8260C | 11/07/2013 15:39 | 11/08/2013 01:41 | BK |
| 75-01-4 | Vinyl Chloride | ND | | ug/L | 0.50 | 0.50 | 1 | EPA 8260C | 11/07/2013 15:39 | 11/08/2013 01:41 | BK |
| 1330-20-7 | Xylenes, Total | ND | | ug/L | 0.60 | 1.5 | 1 | EPA 8260C | 11/07/2013 15:39 | 11/08/2013 01:41 | BK |



Sample Information

Client Sample ID: WQ110413:1050NP2-10

York Sample ID: 13K0114-01

York Project (SDG) No.

Client Project ID

Matrix

Collection Date/Time

Date Received

13K0114

Rowe Industries

Water

November 4, 2013 3:00 pm

11/05/2013

Volatile Organics, 8260 List - Low Level

Log-in Notes:

Sample Notes:

Sample Prepared by Method: EPA 5030B

| CAS No. | Parameter | Result | Flag | Units | MDL | RL | Dilution | Reference Method | Date/Time Prepared | Date/Time Analyzed | Analyst |
|-----------------------------|----------------------------------|---------------|------|-------|-------------------------|-----|----------|------------------|--------------------|--------------------|---------|
| Surrogate Recoveries | | Result | | | Acceptance Range | | | | | | |
| 17060-07-0 | Surrogate: 1,2-Dichloroethane-d4 | 142 % | S-04 | | 79 | 133 | | | | | |
| 460-00-4 | Surrogate: p-Bromofluorobenzene | 86.5 % | | | 65 | 133 | | | | | |
| 2037-26-5 | Surrogate: Toluene-d8 | 98.3 % | | | 80 | 123 | | | | | |

Iron by EPA 200.7

Log-in Notes:

Sample Notes:

Sample Prepared by Method: EPA 3010A

| CAS No. | Parameter | Result | Flag | Units | MDL | RL | Dilution | Reference Method | Date/Time Prepared | Date/Time Analyzed | Analyst |
|-----------|-----------|--------|------|-------|--------|--------|----------|------------------|--------------------|--------------------|---------|
| 7439-89-6 | Iron | 0.880 | | mg/L | 0.0146 | 0.0200 | 1 | EPA 200.7 | 11/11/2013 16:03 | 11/11/2013 22:27 | MW |

Iron, Dissolved by EPA 6010

Log-in Notes:

Sample Notes:

Sample Prepared by Method: EPA 3010A

| CAS No. | Parameter | Result | Flag | Units | MDL | RL | Dilution | Reference Method | Date/Time Prepared | Date/Time Analyzed | Analyst |
|-----------|-----------|--------|------|-------|--------|--------|----------|------------------|--------------------|--------------------|---------|
| 7439-89-6 | Iron | 0.102 | | mg/L | 0.0200 | 0.0200 | 1 | EPA 6010C | 11/11/2013 15:55 | 11/11/2013 19:53 | MW |


Total Dissolved Solids

Log-in Notes:

Sample Notes:

Sample Prepared by Method: % Solids Prep

| CAS No. | Parameter | Result | Flag | Units | MDL | RL | Dilution | Reference Method | Date/Time Prepared | Date/Time Analyzed | Analyst |
|---------|------------------------|--------|------|-------|------|------|----------|------------------|--------------------|--------------------|---------|
| | Total Dissolved Solids | 113 | | mg/L | 10.0 | 10.0 | 1 | SM 2540C | 11/11/2013 09:16 | 11/11/2013 09:16 | MF |



Analytical Batch Summary

Batch ID: BK30229 **Preparation Method:** EPA 3010A **Prepared By:** AMC

| YORK Sample ID | Client Sample ID | Preparation Date |
|----------------|--------------------|------------------|
| 13K0113-01 | WQ110413:1030NP2-6 | 11/06/13 |
| 13K0113-02 | WQ110413:1040NP2-7 | 11/06/13 |
| BK30229-BLK1 | Blank | 11/06/13 |
| BK30229-SRM1 | Reference | 11/06/13 |

Batch ID: BK30259 **Preparation Method:** EPA 3010A **Prepared By:** AMC

| YORK Sample ID | Client Sample ID | Preparation Date |
|----------------|--------------------|------------------|
| 13K0113-01 | WQ110413:1030NP2-6 | 11/06/13 |
| 13K0113-02 | WQ110413:1040NP2-7 | 11/06/13 |
| BK30259-BLK1 | Blank | 11/06/13 |
| BK30259-SRM1 | Reference | 11/06/13 |

Batch ID: BK30352 **Preparation Method:** EPA 5030B **Prepared By:** BK

| YORK Sample ID | Client Sample ID | Preparation Date |
|----------------|---------------------|------------------|
| 13K0114-01 | WQ110413:1050NP2-10 | 11/07/13 |
| BK30352-BLK1 | Blank | 11/07/13 |
| BK30352-BS1 | LCS | 11/07/13 |
| BK30352-BSD1 | LCS Dup | 11/07/13 |

Batch ID: BK30454 **Preparation Method:** % Solids Prep **Prepared By:** MF


| YORK Sample ID | Client Sample ID | Preparation Date |
|----------------|---------------------|------------------|
| 13K0114-01 | WQ110413:1050NP2-10 | 11/11/13 |
| BK30454-BLK1 | Blank | 11/11/13 |

Batch ID: BK30483 **Preparation Method:** EPA 3010A **Prepared By:** MW

| YORK Sample ID | Client Sample ID | Preparation Date |
|----------------|---------------------|------------------|
| 13K0114-01 | WQ110413:1050NP2-10 | 11/11/13 |
| BK30483-BLK1 | Blank | 11/11/13 |
| BK30483-SRM1 | Reference | 11/11/13 |

Batch ID: BK30484 **Preparation Method:** EPA 3010A **Prepared By:** MW

| YORK Sample ID | Client Sample ID | Preparation Date |
|----------------|---------------------|------------------|
| 13K0114-01 | WQ110413:1050NP2-10 | 11/11/13 |
| BK30484-BLK1 | Blank | 11/11/13 |
| BK30484-SRM1 | Reference | 11/11/13 |




Batch ID: BK30510

Preparation Method: EPA 5030B

Prepared By: BGS

| YORK Sample ID | Client Sample ID | Preparation Date |
|----------------|--------------------|------------------|
| 13K0113-01 | WQ110413:1030NP2-6 | 11/12/13 |
| 13K0113-02 | WQ110413:1040NP2-7 | 11/12/13 |
| BK30510-BLK1 | Blank | 11/12/13 |
| BK30510-BS1 | LCS | 11/12/13 |
| BK30510-BSD1 | LCS Dup | 11/12/13 |



Volatile Organic Compounds by GC/MS - Quality Control Data

York Analytical Laboratories, Inc.


| Analyte | Result | Reporting Limit | Units | Spike Level | Source* Result | %REC | %REC Limits | Flag | RPD | RPD Limit | Flag |
|---------|--------|-----------------|-------|-------------|----------------|------|-------------|------|-----|-----------|------|
|---------|--------|-----------------|-------|-------------|----------------|------|-------------|------|-----|-----------|------|

Batch BK30352 - EPA 5030B

Blank (BK30352-BLK1)

Prepared & Analyzed: 11/07/2013

| | | | | | | | | | | | |
|---|----|------|------|--|--|--|--|--|--|--|--|
| 1,1,1,2-Tetrachloroethane | ND | 0.50 | ug/L | | | | | | | | |
| 1,1,1-Trichloroethane | ND | 0.50 | " | | | | | | | | |
| 1,1,2,2-Tetrachloroethane | ND | 0.50 | " | | | | | | | | |
| 1,1,2-Trichloro-1,2,2-trifluoroethane (Freon 113) | ND | 0.50 | " | | | | | | | | |
| 1,1,2-Trichloroethane | ND | 0.50 | " | | | | | | | | |
| 1,1-Dichloroethane | ND | 0.50 | " | | | | | | | | |
| 1,1-Dichloroethylene | ND | 0.50 | " | | | | | | | | |
| 1,1-Dichloropropylene | ND | 0.50 | " | | | | | | | | |
| 1,2,3-Trichlorobenzene | ND | 0.50 | " | | | | | | | | |
| 1,2,3-Trichloropropane | ND | 0.50 | " | | | | | | | | |
| 1,2,4-Trichlorobenzene | ND | 0.50 | " | | | | | | | | |
| 1,2,4-Trimethylbenzene | ND | 0.50 | " | | | | | | | | |
| 1,2-Dibromo-3-chloropropane | ND | 0.50 | " | | | | | | | | |
| 1,2-Dibromoethane | ND | 0.50 | " | | | | | | | | |
| 1,2-Dichlorobenzene | ND | 0.50 | " | | | | | | | | |
| 1,2-Dichloroethane | ND | 0.50 | " | | | | | | | | |
| 1,2-Dichloropropane | ND | 0.50 | " | | | | | | | | |
| 1,3,5-Trimethylbenzene | ND | 0.50 | " | | | | | | | | |
| 1,3-Dichlorobenzene | ND | 0.50 | " | | | | | | | | |
| 1,3-Dichloropropane | ND | 0.50 | " | | | | | | | | |
| 1,4-Dichlorobenzene | ND | 0.50 | " | | | | | | | | |
| 2,2-Dichloropropane | ND | 0.50 | " | | | | | | | | |
| 2-Chlorotoluene | ND | 0.50 | " | | | | | | | | |
| 2-Hexanone | ND | 0.50 | " | | | | | | | | |
| 4-Chlorotoluene | ND | 0.50 | " | | | | | | | | |
| Acetone | ND | 2.0 | " | | | | | | | | |
| Benzene | ND | 0.50 | " | | | | | | | | |
| Bromobenzene | ND | 0.50 | " | | | | | | | | |
| Bromochloromethane | ND | 0.50 | " | | | | | | | | |
| Bromodichloromethane | ND | 0.50 | " | | | | | | | | |
| Bromoform | ND | 0.50 | " | | | | | | | | |
| Bromomethane | ND | 0.50 | " | | | | | | | | |
| Carbon tetrachloride | ND | 0.50 | " | | | | | | | | |
| Chlorobenzene | ND | 0.50 | " | | | | | | | | |
| Chloroethane | ND | 0.50 | " | | | | | | | | |
| Chloroform | ND | 0.50 | " | | | | | | | | |
| Chloromethane | ND | 0.50 | " | | | | | | | | |
| cis-1,2-Dichloroethylene | ND | 0.50 | " | | | | | | | | |
| cis-1,3-Dichloropropylene | ND | 0.50 | " | | | | | | | | |
| Dibromochloromethane | ND | 0.50 | " | | | | | | | | |
| Dibromomethane | ND | 0.50 | " | | | | | | | | |
| Dichlorodifluoromethane | ND | 0.50 | " | | | | | | | | |
| Ethyl Benzene | ND | 0.50 | " | | | | | | | | |
| Hexachlorobutadiene | ND | 0.50 | " | | | | | | | | |
| Isopropylbenzene | ND | 0.50 | " | | | | | | | | |
| Methyl tert-butyl ether (MTBE) | ND | 0.50 | " | | | | | | | | |
| Methylene chloride | ND | 2.0 | " | | | | | | | | |
| Naphthalene | ND | 2.0 | " | | | | | | | | |
| n-Butylbenzene | ND | 0.50 | " | | | | | | | | |
| n-Propylbenzene | ND | 0.50 | " | | | | | | | | |
| o-Xylene | ND | 0.50 | " | | | | | | | | |



Volatile Organic Compounds by GC/MS - Quality Control Data

York Analytical Laboratories, Inc.

| Analyte | Result | Reporting Limit | Units | Spike Level | Source* Result | %REC | %REC Limits | Flag | RPD | RPD Limit | Flag |
|---------|--------|-----------------|-------|-------------|----------------|------|-------------|------|-----|-----------|------|
|---------|--------|-----------------|-------|-------------|----------------|------|-------------|------|-----|-----------|------|

Batch BK30352 - EPA 5030B

Blank (BK30352-BLK1)


Prepared & Analyzed: 11/07/2013

| | | | | | | | | | | | |
|---|------|------|------|------|--|------|--------|--|--|--|--|
| p- & m- Xylenes | ND | 1.0 | ug/L | | | | | | | | |
| p-Isopropyltoluene | ND | 0.50 | " | | | | | | | | |
| sec-Butylbenzene | ND | 0.50 | " | | | | | | | | |
| Styrene | ND | 0.50 | " | | | | | | | | |
| tert-Butylbenzene | ND | 0.50 | " | | | | | | | | |
| Tetrachloroethylene | ND | 0.50 | " | | | | | | | | |
| Toluene | ND | 0.50 | " | | | | | | | | |
| trans-1,2-Dichloroethylene | ND | 0.50 | " | | | | | | | | |
| trans-1,3-Dichloropropylene | ND | 0.50 | " | | | | | | | | |
| Trichloroethylene | ND | 0.50 | " | | | | | | | | |
| Trichlorofluoromethane | ND | 0.50 | " | | | | | | | | |
| Vinyl Chloride | ND | 0.50 | " | | | | | | | | |
| Xylenes, Total | ND | 1.5 | " | | | | | | | | |
| <i>Surrogate: 1,2-Dichloroethane-d4</i> | 12.8 | | " | 10.0 | | 128 | 79-133 | | | | |
| <i>Surrogate: p-Bromofluorobenzene</i> | 9.18 | | " | 10.0 | | 91.8 | 65-133 | | | | |
| <i>Surrogate: Toluene-d8</i> | 9.97 | | " | 10.0 | | 99.7 | 80-123 | | | | |

LCS (BK30352-BS1)

Prepared & Analyzed: 11/07/2013

| | | | | | | | | | | | |
|---|------|--|------|------|--|------|--------|-----------|--|--|--|
| 1,1,1,2-Tetrachloroethane | 9.92 | | ug/L | 10.0 | | 99.2 | 84-127 | | | | |
| 1,1,1-Trichloroethane | 11.6 | | " | 10.0 | | 116 | 80-131 | | | | |
| 1,1,2,2-Tetrachloroethane | 9.36 | | " | 10.0 | | 93.6 | 76-120 | | | | |
| 1,1,2-Trichloro-1,2,2-trifluoroethane (Freon 113) | 11.8 | | " | 10.0 | | 118 | 70-133 | | | | |
| 1,1,2-Trichloroethane | 9.19 | | " | 10.0 | | 91.9 | 73-124 | | | | |
| 1,1-Dichloroethane | 10.8 | | " | 10.0 | | 108 | 79-123 | | | | |
| 1,1-Dichloroethylene | 10.3 | | " | 10.0 | | 103 | 71-123 | | | | |
| 1,1-Dichloropropylene | 9.83 | | " | 10.0 | | 98.3 | 73-117 | | | | |
| 1,2,3-Trichlorobenzene | 9.80 | | " | 10.0 | | 98.0 | 78-117 | | | | |
| 1,2,3-Trichloropropane | 11.0 | | " | 10.0 | | 110 | 68-119 | | | | |
| 1,2,4-Trichlorobenzene | 9.54 | | " | 10.0 | | 95.4 | 78-117 | | | | |
| 1,2,4-Trimethylbenzene | 10.3 | | " | 10.0 | | 103 | 68-134 | | | | |
| 1,2-Dibromo-3-chloropropane | 9.59 | | " | 10.0 | | 95.9 | 73-129 | | | | |
| 1,2-Dibromoethane | 10.6 | | " | 10.0 | | 106 | 73-139 | | | | |
| 1,2-Dichlorobenzene | 9.44 | | " | 10.0 | | 94.4 | 83-110 | | | | |
| 1,2-Dichloroethane | 12.4 | | " | 10.0 | | 124 | 81-120 | High Bias | | | |
| 1,2-Dichloropropane | 8.83 | | " | 10.0 | | 88.3 | 76-120 | | | | |
| 1,3,5-Trimethylbenzene | 10.4 | | " | 10.0 | | 104 | 74-121 | | | | |
| 1,3-Dichlorobenzene | 9.32 | | " | 10.0 | | 93.2 | 82-112 | | | | |
| 1,3-Dichloropropane | 9.66 | | " | 10.0 | | 96.6 | 77-122 | | | | |
| 1,4-Dichlorobenzene | 9.34 | | " | 10.0 | | 93.4 | 83-110 | | | | |
| 2,2-Dichloropropane | 10.2 | | " | 10.0 | | 102 | 50-163 | | | | |
| 2-Chlorotoluene | 9.70 | | " | 10.0 | | 97.0 | 74-115 | | | | |
| 2-Hexanone | 8.25 | | " | 10.0 | | 82.5 | 65-130 | | | | |
| 4-Chlorotoluene | 9.83 | | " | 10.0 | | 98.3 | 77-119 | | | | |
| Acetone | 4.83 | | " | 10.0 | | 48.3 | 54-129 | Low Bias | | | |
| Benzene | 10.3 | | " | 10.0 | | 103 | 77-122 | | | | |
| Bromobenzene | 9.58 | | " | 10.0 | | 95.8 | 76-114 | | | | |
| Bromochloromethane | 8.91 | | " | 10.0 | | 89.1 | 73-125 | | | | |
| Bromodichloromethane | 10.1 | | " | 10.0 | | 101 | 83-120 | | | | |
| Bromoform | 10.2 | | " | 10.0 | | 102 | 72-139 | | | | |
| Bromomethane | 9.86 | | " | 10.0 | | 98.6 | 52-128 | | | | |
| Carbon tetrachloride | 12.4 | | " | 10.0 | | 124 | 66-152 | | | | |
| Chlorobenzene | 9.78 | | " | 10.0 | | 97.8 | 85-113 | | | | |



Volatile Organic Compounds by GC/MS - Quality Control Data

York Analytical Laboratories, Inc.

| Analyte | Result | Reporting | Units | Spike Level | Source* | %REC | %REC Limits | Flag | RPD | RPD | Flag |
|---------|--------|-----------|-------|----------------|---------|------|----------------|------|-----|-------|------|
| | | Limit | | | Result | | | | | Limit | |

Batch BK30352 - EPA 5030B

LCS (BK30352-BS1)

Prepared & Analyzed: 11/07/2013


| | | | | | | | | | | | |
|---|-------------|--|----------|-------------|--|-------------|---------------|--|--|--|--|
| Chloroethane | 8.80 | | ug/L | 10.0 | | 88.0 | 60-124 | | | | |
| Chloroform | 10.5 | | " | 10.0 | | 105 | 82-119 | | | | |
| Chloromethane | 6.48 | | " | 10.0 | | 64.8 | 42-126 | | | | |
| cis-1,2-Dichloroethylene | 10.8 | | " | 10.0 | | 108 | 79-116 | | | | |
| cis-1,3-Dichloropropylene | 9.68 | | " | 10.0 | | 96.8 | 85-134 | | | | |
| Dibromochloromethane | 10.6 | | " | 10.0 | | 106 | 74-151 | | | | |
| Dibromomethane | 10.4 | | " | 10.0 | | 104 | 74-128 | | | | |
| Dichlorodifluoromethane | 5.02 | | " | 10.0 | | 50.2 | 10-146 | | | | |
| Ethyl Benzene | 10.1 | | " | 10.0 | | 101 | 85-125 | | | | |
| Hexachlorobutadiene | 9.92 | | " | 10.0 | | 99.2 | 69-131 | | | | |
| Isopropylbenzene | 10.2 | | " | 10.0 | | 102 | 71-128 | | | | |
| Methyl tert-butyl ether (MTBE) | 10.6 | | " | 10.0 | | 106 | 51-134 | | | | |
| Methylene chloride | 8.90 | | " | 10.0 | | 89.0 | 76-122 | | | | |
| Naphthalene | 10.8 | | " | 10.0 | | 108 | 72-127 | | | | |
| n-Butylbenzene | 9.87 | | " | 10.0 | | 98.7 | 69-127 | | | | |
| n-Propylbenzene | 9.82 | | " | 10.0 | | 98.2 | 70-129 | | | | |
| o-Xylene | 9.95 | | " | 10.0 | | 99.5 | 83-117 | | | | |
| p- & m- Xylenes | 20.4 | | " | 20.0 | | 102 | 80-126 | | | | |
| p-Isopropyltoluene | 9.81 | | " | 10.0 | | 98.1 | 74-130 | | | | |
| sec-Butylbenzene | 10.2 | | " | 10.0 | | 102 | 72-132 | | | | |
| Styrene | 10.5 | | " | 10.0 | | 105 | 62-160 | | | | |
| tert-Butylbenzene | 10.7 | | " | 10.0 | | 107 | 75-129 | | | | |
| Tetrachloroethylene | 9.14 | | " | 10.0 | | 91.4 | 67-118 | | | | |
| Toluene | 9.65 | | " | 10.0 | | 96.5 | 82-118 | | | | |
| trans-1,2-Dichloroethylene | 10.4 | | " | 10.0 | | 104 | 76-119 | | | | |
| trans-1,3-Dichloropropylene | 10.4 | | " | 10.0 | | 104 | 80-137 | | | | |
| Trichloroethylene | 9.62 | | " | 10.0 | | 96.2 | 71-122 | | | | |
| Trichlorofluoromethane | 10.9 | | " | 10.0 | | 109 | 67-130 | | | | |
| Vinyl Chloride | 7.12 | | " | 10.0 | | 71.2 | 49-125 | | | | |
| <i>Surrogate: 1,2-Dichloroethane-d4</i> | <i>12.7</i> | | <i>"</i> | <i>10.0</i> | | <i>127</i> | <i>79-133</i> | | | | |
| <i>Surrogate: p-Bromofluorobenzene</i> | <i>9.41</i> | | <i>"</i> | <i>10.0</i> | | <i>94.1</i> | <i>65-133</i> | | | | |
| <i>Surrogate: Toluene-d8</i> | <i>9.81</i> | | <i>"</i> | <i>10.0</i> | | <i>98.1</i> | <i>80-123</i> | | | | |



Volatile Organic Compounds by GC/MS - Quality Control Data

York Analytical Laboratories, Inc.

| Analyte | Result | Reporting Limit | Units | Spike Level | Source* Result | %REC | %REC Limits | Flag | RPD | RPD Limit | Flag |
|---|--------|-----------------|-------|-------------|----------------|------|-------------|-----------|--------|-----------|----------|
| Batch BK30352 - EPA 5030B | | | | | | | | | | | |
| LCS Dup (BK30352-BSD1) | | | | | | | | | | | |
| Prepared & Analyzed: 11/07/2013 | | | | | | | | | | | |
| 1,1,1,2-Tetrachloroethane | 9.80 | | ug/L | 10.0 | | 98.0 | 84-127 | | 1.22 | 30 | |
| 1,1,1-Trichloroethane | 11.6 | | " | 10.0 | | 116 | 80-131 | | 0.0862 | 30 | |
| 1,1,2,2-Tetrachloroethane | 8.90 | | " | 10.0 | | 89.0 | 76-120 | | 5.04 | 30 | |
| 1,1,2-Trichloro-1,2,2-trifluoroethane (Freon 113) | 11.7 | | " | 10.0 | | 117 | 70-133 | | 1.10 | 30 | |
| 1,1,2-Trichloroethane | 8.64 | | " | 10.0 | | 86.4 | 73-124 | | 6.17 | 30 | |
| 1,1-Dichloroethane | 10.8 | | " | 10.0 | | 108 | 79-123 | | 0.186 | 30 | |
| 1,1-Dichloroethylene | 10.5 | | " | 10.0 | | 105 | 71-123 | | 1.92 | 30 | |
| 1,1-Dichloropropylene | 9.82 | | " | 10.0 | | 98.2 | 73-117 | | 0.102 | 30 | |
| 1,2,3-Trichlorobenzene | 9.35 | | " | 10.0 | | 93.5 | 78-117 | | 4.70 | 30 | |
| 1,2,3-Trichloropropane | 10.2 | | " | 10.0 | | 102 | 68-119 | | 7.52 | 30 | |
| 1,2,4-Trichlorobenzene | 9.51 | | " | 10.0 | | 95.1 | 78-117 | | 0.315 | 30 | |
| 1,2,4-Trimethylbenzene | 10.2 | | " | 10.0 | | 102 | 68-134 | | 0.880 | 30 | |
| 1,2-Dibromo-3-chloropropane | 10.3 | | " | 10.0 | | 103 | 73-129 | | 7.53 | 30 | |
| 1,2-Dibromoethane | 10.4 | | " | 10.0 | | 104 | 73-139 | | 2.76 | 30 | |
| 1,2-Dichlorobenzene | 9.49 | | " | 10.0 | | 94.9 | 83-110 | | 0.528 | 30 | |
| 1,2-Dichloroethane | 12.4 | | " | 10.0 | | 124 | 81-120 | High Bias | 0.0805 | 30 | |
| 1,2-Dichloropropane | 9.18 | | " | 10.0 | | 91.8 | 76-120 | | 3.89 | 30 | |
| 1,3,5-Trimethylbenzene | 10.4 | | " | 10.0 | | 104 | 74-121 | | 0.192 | 30 | |
| 1,3-Dichlorobenzene | 9.45 | | " | 10.0 | | 94.5 | 82-112 | | 1.39 | 30 | |
| 1,3-Dichloropropane | 9.45 | | " | 10.0 | | 94.5 | 77-122 | | 2.20 | 30 | |
| 1,4-Dichlorobenzene | 9.32 | | " | 10.0 | | 93.2 | 83-110 | | 0.214 | 30 | |
| 2,2-Dichloropropane | 10.1 | | " | 10.0 | | 101 | 50-163 | | 0.986 | 30 | |
| 2-Chlorotoluene | 9.65 | | " | 10.0 | | 96.5 | 74-115 | | 0.517 | 30 | |
| 2-Hexanone | 9.11 | | " | 10.0 | | 91.1 | 65-130 | | 9.91 | 30 | |
| 4-Chlorotoluene | 9.83 | | " | 10.0 | | 98.3 | 77-119 | | 0.00 | 30 | |
| Acetone | 11.0 | | " | 10.0 | | 110 | 54-129 | | 78.1 | 30 | Non-dir. |
| Benzene | 10.4 | | " | 10.0 | | 104 | 77-122 | | 1.16 | 30 | |
| Bromobenzene | 9.40 | | " | 10.0 | | 94.0 | 76-114 | | 1.90 | 30 | |
| Bromochloromethane | 9.51 | | " | 10.0 | | 95.1 | 73-125 | | 6.51 | 30 | |
| Bromodichloromethane | 9.98 | | " | 10.0 | | 99.8 | 83-120 | | 1.49 | 30 | |
| Bromoform | 10.1 | | " | 10.0 | | 101 | 72-139 | | 0.985 | 30 | |
| Bromomethane | 9.12 | | " | 10.0 | | 91.2 | 52-128 | | 7.80 | 30 | |
| Carbon tetrachloride | 12.4 | | " | 10.0 | | 124 | 66-152 | | 0.403 | 30 | |
| Chlorobenzene | 9.92 | | " | 10.0 | | 99.2 | 85-113 | | 1.42 | 30 | |
| Chloroethane | 8.69 | | " | 10.0 | | 86.9 | 60-124 | | 1.26 | 30 | |
| Chloroform | 10.6 | | " | 10.0 | | 106 | 82-119 | | 0.473 | 30 | |
| Chloromethane | 6.57 | | " | 10.0 | | 65.7 | 42-126 | | 1.38 | 30 | |
| cis-1,2-Dichloroethylene | 10.6 | | " | 10.0 | | 106 | 79-116 | | 1.31 | 30 | |
| cis-1,3-Dichloropropylene | 9.58 | | " | 10.0 | | 95.8 | 85-134 | | 1.04 | 30 | |
| Dibromochloromethane | 10.3 | | " | 10.0 | | 103 | 74-151 | | 2.96 | 30 | |
| Dibromomethane | 9.95 | | " | 10.0 | | 99.5 | 74-128 | | 4.81 | 30 | |
| Dichlorodifluoromethane | 5.12 | | " | 10.0 | | 51.2 | 10-146 | | 1.97 | 30 | |
| Ethyl Benzene | 10.2 | | " | 10.0 | | 102 | 85-125 | | 1.68 | 30 | |
| Hexachlorobutadiene | 9.70 | | " | 10.0 | | 97.0 | 69-131 | | 2.24 | 30 | |
| Isopropylbenzene | 10.1 | | " | 10.0 | | 101 | 71-128 | | 0.296 | 30 | |
| Methyl tert-butyl ether (MTBE) | 10.6 | | " | 10.0 | | 106 | 51-134 | | 0.189 | 30 | |
| Methylene chloride | 10.2 | | " | 10.0 | | 102 | 76-122 | | 13.6 | 30 | |
| Naphthalene | 10.1 | | " | 10.0 | | 101 | 72-127 | | 7.36 | 30 | |
| n-Butylbenzene | 9.85 | | " | 10.0 | | 98.5 | 69-127 | | 0.203 | 30 | |
| n-Propylbenzene | 9.76 | | " | 10.0 | | 97.6 | 70-129 | | 0.613 | 30 | |
| o-Xylene | 9.97 | | " | 10.0 | | 99.7 | 83-117 | | 0.201 | 30 | |



Volatile Organic Compounds by GC/MS - Quality Control Data

York Analytical Laboratories, Inc.

| Analyte | Result | Reporting | Units | Spike | Source* | %REC | Limits | Flag | RPD | Limit | Flag |
|---------|--------|-----------|-------|-------|---------|------|--------|------|-----|-------|------|
| | | Limit | | | Result | %REC | | | RPD | | |

Batch BK30352 - EPA 5030B

LCS Dup (BK30352-BSD1)

Prepared & Analyzed: 11/07/2013


| | | | | | | | | | | | |
|---|-------------|--|----------|-------------|--|-------------|---------------|--|-------|----|--|
| p- & m- Xylenes | 21.7 | | ug/L | 20.0 | | 108 | 80-126 | | 6.33 | 30 | |
| p-Isopropyltoluene | 9.89 | | " | 10.0 | | 98.9 | 74-130 | | 0.812 | 30 | |
| sec-Butylbenzene | 10.1 | | " | 10.0 | | 101 | 72-132 | | 0.790 | 30 | |
| Styrene | 10.7 | | " | 10.0 | | 107 | 62-160 | | 1.61 | 30 | |
| tert-Butylbenzene | 10.7 | | " | 10.0 | | 107 | 75-129 | | 0.374 | 30 | |
| Tetrachloroethylene | 9.17 | | " | 10.0 | | 91.7 | 67-118 | | 0.328 | 30 | |
| Toluene | 9.82 | | " | 10.0 | | 98.2 | 82-118 | | 1.75 | 30 | |
| trans-1,2-Dichloroethylene | 10.6 | | " | 10.0 | | 106 | 76-119 | | 1.72 | 30 | |
| trans-1,3-Dichloropropylene | 10.2 | | " | 10.0 | | 102 | 80-137 | | 1.74 | 30 | |
| Trichloroethylene | 9.59 | | " | 10.0 | | 95.9 | 71-122 | | 0.312 | 30 | |
| Trichlorofluoromethane | 11.2 | | " | 10.0 | | 112 | 67-130 | | 2.53 | 30 | |
| Vinyl Chloride | 7.51 | | " | 10.0 | | 75.1 | 49-125 | | 5.33 | 30 | |
| <i>Surrogate: 1,2-Dichloroethane-d4</i> | <i>12.0</i> | | <i>"</i> | <i>10.0</i> | | <i>120</i> | <i>79-133</i> | | | | |
| <i>Surrogate: p-Bromofluorobenzene</i> | <i>9.68</i> | | <i>"</i> | <i>10.0</i> | | <i>96.8</i> | <i>65-133</i> | | | | |
| <i>Surrogate: Toluene-d8</i> | <i>9.82</i> | | <i>"</i> | <i>10.0</i> | | <i>98.2</i> | <i>80-123</i> | | | | |

Batch BK30510 - EPA 5030B

Blank (BK30510-BLK1)

Prepared & Analyzed: 11/12/2013

| | | | | | | | | | | | |
|---|----|------|------|--|--|--|--|--|--|--|--|
| 1,1,1,2-Tetrachloroethane | ND | 0.50 | ug/L | | | | | | | | |
| 1,1,1-Trichloroethane | ND | 0.50 | " | | | | | | | | |
| 1,1,2,2-Tetrachloroethane | ND | 0.50 | " | | | | | | | | |
| 1,1,2-Trichloro-1,2,2-trifluoroethane (Freon 113) | ND | 0.50 | " | | | | | | | | |
| 1,1,2-Trichloroethane | ND | 0.50 | " | | | | | | | | |
| 1,1-Dichloroethane | ND | 0.50 | " | | | | | | | | |
| 1,1-Dichloroethylene | ND | 0.50 | " | | | | | | | | |
| 1,1-Dichloropropylene | ND | 0.50 | " | | | | | | | | |
| 1,2,3-Trichlorobenzene | ND | 0.50 | " | | | | | | | | |
| 1,2,3-Trichloropropane | ND | 0.50 | " | | | | | | | | |
| 1,2,4-Trichlorobenzene | ND | 0.50 | " | | | | | | | | |
| 1,2,4-Trimethylbenzene | ND | 0.50 | " | | | | | | | | |
| 1,2-Dibromo-3-chloropropane | ND | 0.50 | " | | | | | | | | |
| 1,2-Dibromoethane | ND | 0.50 | " | | | | | | | | |
| 1,2-Dichlorobenzene | ND | 0.50 | " | | | | | | | | |
| 1,2-Dichloroethane | ND | 0.50 | " | | | | | | | | |
| 1,2-Dichloropropane | ND | 0.50 | " | | | | | | | | |
| 1,3,5-Trimethylbenzene | ND | 0.50 | " | | | | | | | | |
| 1,3-Dichlorobenzene | ND | 0.50 | " | | | | | | | | |
| 1,3-Dichloropropane | ND | 0.50 | " | | | | | | | | |
| 1,4-Dichlorobenzene | ND | 0.50 | " | | | | | | | | |
| 2,2-Dichloropropane | ND | 0.50 | " | | | | | | | | |
| 2-Chlorotoluene | ND | 0.50 | " | | | | | | | | |
| 2-Hexanone | ND | 0.50 | " | | | | | | | | |
| 4-Chlorotoluene | ND | 0.50 | " | | | | | | | | |
| Acetone | ND | 2.0 | " | | | | | | | | |
| Benzene | ND | 0.50 | " | | | | | | | | |
| Bromobenzene | ND | 0.50 | " | | | | | | | | |
| Bromochloromethane | ND | 0.50 | " | | | | | | | | |
| Bromodichloromethane | ND | 0.50 | " | | | | | | | | |
| Bromoform | ND | 0.50 | " | | | | | | | | |
| Bromomethane | ND | 0.50 | " | | | | | | | | |
| Carbon tetrachloride | ND | 0.50 | " | | | | | | | | |



Volatile Organic Compounds by GC/MS - Quality Control Data
York Analytical Laboratories, Inc.


| Analyte | Result | Reporting | Units | Spike | Source* | %REC | Flag | RPD | RPD | Limit | Flag |
|---------|--------|-----------|-------|-------|---------|--------|------|-------|-----|-------|------|
| | | Limit | | Level | Result | Limits | | Limit | | | |

Batch BK30510 - EPA 5030B

Blank (BK30510-BLK1)

Prepared & Analyzed: 11/12/2013

| | | | | | | | | | | | |
|---|------|------|------|------|--|------|--|--------|--|--|--|
| Chlorobenzene | ND | 0.50 | ug/L | | | | | | | | |
| Chloroethane | ND | 0.50 | " | | | | | | | | |
| Chloroform | ND | 0.50 | " | | | | | | | | |
| Chloromethane | ND | 0.50 | " | | | | | | | | |
| cis-1,2-Dichloroethylene | ND | 0.50 | " | | | | | | | | |
| cis-1,3-Dichloropropylene | ND | 0.50 | " | | | | | | | | |
| Dibromochloromethane | ND | 0.50 | " | | | | | | | | |
| Dibromomethane | ND | 0.50 | " | | | | | | | | |
| Dichlorodifluoromethane | ND | 0.50 | " | | | | | | | | |
| Ethyl Benzene | ND | 0.50 | " | | | | | | | | |
| Hexachlorobutadiene | ND | 0.50 | " | | | | | | | | |
| Isopropylbenzene | ND | 0.50 | " | | | | | | | | |
| Methyl tert-butyl ether (MTBE) | ND | 0.50 | " | | | | | | | | |
| Methylene chloride | ND | 2.0 | " | | | | | | | | |
| Naphthalene | ND | 2.0 | " | | | | | | | | |
| n-Butylbenzene | ND | 0.50 | " | | | | | | | | |
| n-Propylbenzene | ND | 0.50 | " | | | | | | | | |
| o-Xylene | ND | 0.50 | " | | | | | | | | |
| p- & m- Xylenes | ND | 1.0 | " | | | | | | | | |
| p-Isopropyltoluene | ND | 0.50 | " | | | | | | | | |
| sec-Butylbenzene | ND | 0.50 | " | | | | | | | | |
| Styrene | ND | 0.50 | " | | | | | | | | |
| tert-Butylbenzene | ND | 0.50 | " | | | | | | | | |
| Tetrachloroethylene | ND | 0.50 | " | | | | | | | | |
| Toluene | ND | 0.50 | " | | | | | | | | |
| trans-1,2-Dichloroethylene | ND | 0.50 | " | | | | | | | | |
| trans-1,3-Dichloropropylene | ND | 0.50 | " | | | | | | | | |
| Trichloroethylene | ND | 0.50 | " | | | | | | | | |
| Trichlorofluoromethane | ND | 0.50 | " | | | | | | | | |
| Vinyl Chloride | ND | 0.50 | " | | | | | | | | |
| Xylenes, Total | ND | 1.5 | " | | | | | | | | |
| <hr/> | | | | | | | | | | | |
| <i>Surrogate: 1,2-Dichloroethane-d4</i> | 9.73 | | " | 10.0 | | 97.3 | | 79-133 | | | |
| <i>Surrogate: p-Bromofluorobenzene</i> | 8.76 | | " | 10.0 | | 87.6 | | 65-133 | | | |
| <i>Surrogate: Toluene-d8</i> | 10.4 | | " | 10.0 | | 104 | | 80-123 | | | |



Volatile Organic Compounds by GC/MS - Quality Control Data

York Analytical Laboratories, Inc.


| Analyte | Result | Reporting Limit | Units | Spike Level | Source* Result | %REC | %REC Limits | Flag | RPD | RPD Limit | Flag |
|---------|--------|-----------------|-------|-------------|----------------|------|-------------|------|-----|-----------|------|
|---------|--------|-----------------|-------|-------------|----------------|------|-------------|------|-----|-----------|------|

Batch BK30510 - EPA 5030B

LCS (BK30510-BS1)

Prepared & Analyzed: 11/12/2013

| | | | | | | | | | | | |
|---|------|--|------|------|--|------|--------|--|--|--|--|
| 1,1,1,2-Tetrachloroethane | 9.47 | | ug/L | 10.0 | | 94.7 | 84-127 | | | | |
| 1,1,1-Trichloroethane | 10.1 | | " | 10.0 | | 101 | 80-131 | | | | |
| 1,1,2,2-Tetrachloroethane | 10.1 | | " | 10.0 | | 101 | 76-120 | | | | |
| 1,1,2-Trichloro-1,2,2-trifluoroethane (Freon 113) | 11.6 | | " | 10.0 | | 116 | 70-133 | | | | |
| 1,1,2-Trichloroethane | 10.7 | | " | 10.0 | | 107 | 73-124 | | | | |
| 1,1-Dichloroethane | 10.3 | | " | 10.0 | | 103 | 79-123 | | | | |
| 1,1-Dichloroethylene | 9.78 | | " | 10.0 | | 97.8 | 71-123 | | | | |
| 1,1-Dichloropropylene | 9.57 | | " | 10.0 | | 95.7 | 73-117 | | | | |
| 1,2,3-Trichlorobenzene | 9.89 | | " | 10.0 | | 98.9 | 78-117 | | | | |
| 1,2,3-Trichloropropane | 9.46 | | " | 10.0 | | 94.6 | 68-119 | | | | |
| 1,2,4-Trichlorobenzene | 9.25 | | " | 10.0 | | 92.5 | 78-117 | | | | |
| 1,2,4-Trimethylbenzene | 9.61 | | " | 10.0 | | 96.1 | 68-134 | | | | |
| 1,2-Dibromo-3-chloropropane | 9.71 | | " | 10.0 | | 97.1 | 73-129 | | | | |
| 1,2-Dibromoethane | 10.0 | | " | 10.0 | | 100 | 73-139 | | | | |
| 1,2-Dichlorobenzene | 9.69 | | " | 10.0 | | 96.9 | 83-110 | | | | |
| 1,2-Dichloroethane | 9.37 | | " | 10.0 | | 93.7 | 81-120 | | | | |
| 1,2-Dichloropropane | 10.1 | | " | 10.0 | | 101 | 76-120 | | | | |
| 1,3,5-Trimethylbenzene | 9.73 | | " | 10.0 | | 97.3 | 74-121 | | | | |
| 1,3-Dichlorobenzene | 9.55 | | " | 10.0 | | 95.5 | 82-112 | | | | |
| 1,3-Dichloropropane | 9.65 | | " | 10.0 | | 96.5 | 77-122 | | | | |
| 1,4-Dichlorobenzene | 9.54 | | " | 10.0 | | 95.4 | 83-110 | | | | |
| 2,2-Dichloropropane | 7.08 | | " | 10.0 | | 70.8 | 50-163 | | | | |
| 2-Chlorotoluene | 9.71 | | " | 10.0 | | 97.1 | 74-115 | | | | |
| 2-Hexanone | 9.19 | | " | 10.0 | | 91.9 | 65-130 | | | | |
| 4-Chlorotoluene | 9.71 | | " | 10.0 | | 97.1 | 77-119 | | | | |
| Acetone | 11.0 | | " | 10.0 | | 110 | 54-129 | | | | |
| Benzene | 10.4 | | " | 10.0 | | 104 | 77-122 | | | | |
| Bromobenzene | 9.71 | | " | 10.0 | | 97.1 | 76-114 | | | | |
| Bromochloromethane | 10.2 | | " | 10.0 | | 102 | 73-125 | | | | |
| Bromodichloromethane | 9.80 | | " | 10.0 | | 98.0 | 83-120 | | | | |
| Bromoform | 9.04 | | " | 10.0 | | 90.4 | 72-139 | | | | |
| Bromomethane | 8.20 | | " | 10.0 | | 82.0 | 52-128 | | | | |
| Carbon tetrachloride | 9.97 | | " | 10.0 | | 99.7 | 66-152 | | | | |
| Chlorobenzene | 9.90 | | " | 10.0 | | 99.0 | 85-113 | | | | |
| Chloroethane | 8.38 | | " | 10.0 | | 83.8 | 60-124 | | | | |
| Chloroform | 9.65 | | " | 10.0 | | 96.5 | 82-119 | | | | |
| Chloromethane | 6.15 | | " | 10.0 | | 61.5 | 42-126 | | | | |
| cis-1,2-Dichloroethylene | 10.3 | | " | 10.0 | | 103 | 79-116 | | | | |
| cis-1,3-Dichloropropylene | 9.92 | | " | 10.0 | | 99.2 | 85-134 | | | | |
| Dibromochloromethane | 9.25 | | " | 10.0 | | 92.5 | 74-151 | | | | |
| Dibromomethane | 9.99 | | " | 10.0 | | 99.9 | 74-128 | | | | |
| Dichlorodifluoromethane | 3.71 | | " | 10.0 | | 37.1 | 10-146 | | | | |
| Ethyl Benzene | 10.2 | | " | 10.0 | | 102 | 85-125 | | | | |
| Hexachlorobutadiene | 9.63 | | " | 10.0 | | 96.3 | 69-131 | | | | |
| Isopropylbenzene | 10.1 | | " | 10.0 | | 101 | 71-128 | | | | |
| Methyl tert-butyl ether (MTBE) | 9.54 | | " | 10.0 | | 95.4 | 51-134 | | | | |
| Methylene chloride | 10.2 | | " | 10.0 | | 102 | 76-122 | | | | |
| Naphthalene | 9.91 | | " | 10.0 | | 99.1 | 72-127 | | | | |
| n-Butylbenzene | 9.67 | | " | 10.0 | | 96.7 | 69-127 | | | | |
| n-Propylbenzene | 10.0 | | " | 10.0 | | 100 | 70-129 | | | | |
| o-Xylene | 9.68 | | " | 10.0 | | 96.8 | 83-117 | | | | |



Volatile Organic Compounds by GC/MS - Quality Control Data

York Analytical Laboratories, Inc.

| Analyte | Result | Reporting Limit | Units | Spike Level | Source* Result | %REC | %REC Limits | Flag | RPD | RPD Limit | Flag |
|---------|--------|-----------------|-------|-------------|----------------|------|-------------|------|-----|-----------|------|
|---------|--------|-----------------|-------|-------------|----------------|------|-------------|------|-----|-----------|------|

Batch BK30510 - EPA 5030B

LCS (BK30510-BS1)

Prepared & Analyzed: 11/12/2013

| | | | | | | | | | | | |
|---|-------------|--|----------|-------------|--|-------------|---------------|--|--|--|--|
| p- & m- Xylenes | 20.8 | | ug/L | 20.0 | | 104 | 80-126 | | | | |
| p-Isopropyltoluene | 9.57 | | " | 10.0 | | 95.7 | 74-130 | | | | |
| sec-Butylbenzene | 10.1 | | " | 10.0 | | 101 | 72-132 | | | | |
| Styrene | 10.2 | | " | 10.0 | | 102 | 62-160 | | | | |
| tert-Butylbenzene | 9.24 | | " | 10.0 | | 92.4 | 75-129 | | | | |
| Tetrachloroethylene | 8.89 | | " | 10.0 | | 88.9 | 67-118 | | | | |
| Toluene | 10.2 | | " | 10.0 | | 102 | 82-118 | | | | |
| trans-1,2-Dichloroethylene | 9.91 | | " | 10.0 | | 99.1 | 76-119 | | | | |
| trans-1,3-Dichloropropylene | 9.42 | | " | 10.0 | | 94.2 | 80-137 | | | | |
| Trichloroethylene | 10.2 | | " | 10.0 | | 102 | 71-122 | | | | |
| Trichlorofluoromethane | 8.29 | | " | 10.0 | | 82.9 | 67-130 | | | | |
| Vinyl Chloride | 6.31 | | " | 10.0 | | 63.1 | 49-125 | | | | |
| <i>Surrogate: 1,2-Dichloroethane-d4</i> | <i>9.06</i> | | <i>"</i> | <i>10.0</i> | | <i>90.6</i> | <i>79-133</i> | | | | |
| <i>Surrogate: p-Bromofluorobenzene</i> | <i>9.50</i> | | <i>"</i> | <i>10.0</i> | | <i>95.0</i> | <i>65-133</i> | | | | |
| <i>Surrogate: Toluene-d8</i> | <i>10.3</i> | | <i>"</i> | <i>10.0</i> | | <i>103</i> | <i>80-123</i> | | | | |

LCS Dup (BK30510-BSD1)

Prepared & Analyzed: 11/12/2013

| | | | | | | | | | | | |
|---|------|--|------|------|--|------|--------|--|--------|----|--|
| 1,1,1,2-Tetrachloroethane | 9.61 | | ug/L | 10.0 | | 96.1 | 84-127 | | 1.47 | 30 | |
| 1,1,1-Trichloroethane | 9.92 | | " | 10.0 | | 99.2 | 80-131 | | 1.40 | 30 | |
| 1,1,2,2-Tetrachloroethane | 10.0 | | " | 10.0 | | 100 | 76-120 | | 0.596 | 30 | |
| 1,1,2-Trichloro-1,2,2-trifluoroethane (Freon 113) | 11.8 | | " | 10.0 | | 118 | 70-133 | | 1.28 | 30 | |
| 1,1,2-Trichloroethane | 10.3 | | " | 10.0 | | 103 | 73-124 | | 4.29 | 30 | |
| 1,1-Dichloroethane | 10.2 | | " | 10.0 | | 102 | 79-123 | | 0.978 | 30 | |
| 1,1-Dichloroethylene | 9.65 | | " | 10.0 | | 96.5 | 71-123 | | 1.34 | 30 | |
| 1,1-Dichloropropylene | 9.58 | | " | 10.0 | | 95.8 | 73-117 | | 0.104 | 30 | |
| 1,2,3-Trichlorobenzene | 10.1 | | " | 10.0 | | 101 | 78-117 | | 1.90 | 30 | |
| 1,2,3-Trichloropropane | 9.58 | | " | 10.0 | | 95.8 | 68-119 | | 1.26 | 30 | |
| 1,2,4-Trichlorobenzene | 9.39 | | " | 10.0 | | 93.9 | 78-117 | | 1.50 | 30 | |
| 1,2,4-Trimethylbenzene | 9.47 | | " | 10.0 | | 94.7 | 68-134 | | 1.47 | 30 | |
| 1,2-Dibromo-3-chloropropane | 9.75 | | " | 10.0 | | 97.5 | 73-129 | | 0.411 | 30 | |
| 1,2-Dibromoethane | 10.3 | | " | 10.0 | | 103 | 73-139 | | 3.25 | 30 | |
| 1,2-Dichlorobenzene | 9.64 | | " | 10.0 | | 96.4 | 83-110 | | 0.517 | 30 | |
| 1,2-Dichloroethane | 9.43 | | " | 10.0 | | 94.3 | 81-120 | | 0.638 | 30 | |
| 1,2-Dichloropropane | 10.2 | | " | 10.0 | | 102 | 76-120 | | 1.48 | 30 | |
| 1,3,5-Trimethylbenzene | 9.74 | | " | 10.0 | | 97.4 | 74-121 | | 0.103 | 30 | |
| 1,3-Dichlorobenzene | 9.56 | | " | 10.0 | | 95.6 | 82-112 | | 0.105 | 30 | |
| 1,3-Dichloropropane | 9.62 | | " | 10.0 | | 96.2 | 77-122 | | 0.311 | 30 | |
| 1,4-Dichlorobenzene | 9.54 | | " | 10.0 | | 95.4 | 83-110 | | 0.00 | 30 | |
| 2,2-Dichloropropane | 7.16 | | " | 10.0 | | 71.6 | 50-163 | | 1.12 | 30 | |
| 2-Chlorotoluene | 9.82 | | " | 10.0 | | 98.2 | 74-115 | | 1.13 | 30 | |
| 2-Hexanone | 9.23 | | " | 10.0 | | 92.3 | 65-130 | | 0.434 | 30 | |
| 4-Chlorotoluene | 9.71 | | " | 10.0 | | 97.1 | 77-119 | | 0.00 | 30 | |
| Acetone | 9.89 | | " | 10.0 | | 98.9 | 54-129 | | 10.4 | 30 | |
| Benzene | 10.3 | | " | 10.0 | | 103 | 77-122 | | 0.0967 | 30 | |
| Bromobenzene | 9.50 | | " | 10.0 | | 95.0 | 76-114 | | 2.19 | 30 | |
| Bromochloromethane | 9.76 | | " | 10.0 | | 97.6 | 73-125 | | 4.51 | 30 | |
| Bromodichloromethane | 9.83 | | " | 10.0 | | 98.3 | 83-120 | | 0.306 | 30 | |
| Bromoform | 9.49 | | " | 10.0 | | 94.9 | 72-139 | | 4.86 | 30 | |
| Bromomethane | 8.08 | | " | 10.0 | | 80.8 | 52-128 | | 1.47 | 30 | |
| Carbon tetrachloride | 9.90 | | " | 10.0 | | 99.0 | 66-152 | | 0.705 | 30 | |
| Chlorobenzene | 10.0 | | " | 10.0 | | 100 | 85-113 | | 1.20 | 30 | |
| Chloroethane | 8.18 | | " | 10.0 | | 81.8 | 60-124 | | 2.42 | 30 | |



Volatile Organic Compounds by GC/MS - Quality Control Data

York Analytical Laboratories, Inc.


| Analyte | Result | Reporting Limit | Units | Spike Level | Source* Result | %REC | %REC Limits | Flag | RPD | RPD Limit | Flag |
|---------|--------|-----------------|-------|-------------|----------------|------|-------------|------|-----|-----------|------|
|---------|--------|-----------------|-------|-------------|----------------|------|-------------|------|-----|-----------|------|

Batch BK30510 - EPA 5030B

LCS Dup (BK30510-BSD1)


Prepared & Analyzed: 11/12/2013

| | | | | | | | | | | | |
|---|-------------|--|----------|-------------|--|-------------|---------------|--|-------|----|--|
| Chloroform | 9.95 | | ug/L | 10.0 | | 99.5 | 82-119 | | 3.06 | 30 | |
| Chloromethane | 6.40 | | " | 10.0 | | 64.0 | 42-126 | | 3.98 | 30 | |
| cis-1,2-Dichloroethylene | 10.6 | | " | 10.0 | | 106 | 79-116 | | 3.35 | 30 | |
| cis-1,3-Dichloropropylene | 9.90 | | " | 10.0 | | 99.0 | 85-134 | | 0.202 | 30 | |
| Dibromochloromethane | 9.63 | | " | 10.0 | | 96.3 | 74-151 | | 4.03 | 30 | |
| Dibromomethane | 10.1 | | " | 10.0 | | 101 | 74-128 | | 0.996 | 30 | |
| Dichlorodifluoromethane | 3.70 | | " | 10.0 | | 37.0 | 10-146 | | 0.270 | 30 | |
| Ethyl Benzene | 10.3 | | " | 10.0 | | 103 | 85-125 | | 0.876 | 30 | |
| Hexachlorobutadiene | 9.10 | | " | 10.0 | | 91.0 | 69-131 | | 5.66 | 30 | |
| Isopropylbenzene | 9.98 | | " | 10.0 | | 99.8 | 71-128 | | 1.20 | 30 | |
| Methyl tert-butyl ether (MTBE) | 9.71 | | " | 10.0 | | 97.1 | 51-134 | | 1.77 | 30 | |
| Methylene chloride | 10.4 | | " | 10.0 | | 104 | 76-122 | | 1.75 | 30 | |
| Naphthalene | 9.90 | | " | 10.0 | | 99.0 | 72-127 | | 0.101 | 30 | |
| n-Butylbenzene | 9.60 | | " | 10.0 | | 96.0 | 69-127 | | 0.727 | 30 | |
| n-Propylbenzene | 9.88 | | " | 10.0 | | 98.8 | 70-129 | | 1.61 | 30 | |
| o-Xylene | 9.83 | | " | 10.0 | | 98.3 | 83-117 | | 1.54 | 30 | |
| p- & m- Xylenes | 20.8 | | " | 20.0 | | 104 | 80-126 | | 0.193 | 30 | |
| p-Isopropyltoluene | 9.58 | | " | 10.0 | | 95.8 | 74-130 | | 0.104 | 30 | |
| sec-Butylbenzene | 10.0 | | " | 10.0 | | 100 | 72-132 | | 0.498 | 30 | |
| Styrene | 10.2 | | " | 10.0 | | 102 | 62-160 | | 0.00 | 30 | |
| tert-Butylbenzene | 9.25 | | " | 10.0 | | 92.5 | 75-129 | | 0.108 | 30 | |
| Tetrachloroethylene | 9.11 | | " | 10.0 | | 91.1 | 67-118 | | 2.44 | 30 | |
| Toluene | 10.2 | | " | 10.0 | | 102 | 82-118 | | 0.687 | 30 | |
| trans-1,2-Dichloroethylene | 10.0 | | " | 10.0 | | 100 | 76-119 | | 0.904 | 30 | |
| trans-1,3-Dichloropropylene | 9.26 | | " | 10.0 | | 92.6 | 80-137 | | 1.71 | 30 | |
| Trichloroethylene | 10.1 | | " | 10.0 | | 101 | 71-122 | | 0.984 | 30 | |
| Trichlorofluoromethane | 8.23 | | " | 10.0 | | 82.3 | 67-130 | | 0.726 | 30 | |
| Vinyl Chloride | 6.71 | | " | 10.0 | | 67.1 | 49-125 | | 6.14 | 30 | |
| <i>Surrogate: 1,2-Dichloroethane-d4</i> | <i>9.31</i> | | <i>"</i> | <i>10.0</i> | | <i>93.1</i> | <i>79-133</i> | | | | |
| <i>Surrogate: p-Bromofluorobenzene</i> | <i>9.85</i> | | <i>"</i> | <i>10.0</i> | | <i>98.5</i> | <i>65-133</i> | | | | |
| <i>Surrogate: Toluene-d8</i> | <i>10.3</i> | | <i>"</i> | <i>10.0</i> | | <i>103</i> | <i>80-123</i> | | | | |




Metals by ICP - Quality Control Data
York Analytical Laboratories, Inc.

| Analyte | Result | Reporting Limit | Units | Spike Level | Source* Result | %REC | %REC Limits | Flag | RPD | RPD Limit | Flag |
|----------------------------------|--------|-----------------|-------|-------------|----------------|------|-------------|---------------------------------|-----|-----------|------|
| Batch BK30229 - EPA 3010A | | | | | | | | | | | |
| Blank (BK30229-BLK1) | | | | | | | | Prepared & Analyzed: 11/06/2013 | | | |
| Iron | ND | 0.0200 | mg/L | | | | | | | | |
| Reference (BK30229-SRM1) | | | | | | | | Prepared & Analyzed: 11/06/2013 | | | |
| Iron | 1.44 | 0.0200 | mg/L | 1.44 | | 99.8 | 88.2-113 | | | | |
| Batch BK30259 - EPA 3010A | | | | | | | | | | | |
| Blank (BK30259-BLK1) | | | | | | | | Prepared & Analyzed: 11/06/2013 | | | |
| Iron - Dissolved | ND | 0.0200 | mg/L | | | | | | | | |
| Reference (BK30259-SRM1) | | | | | | | | Prepared & Analyzed: 11/06/2013 | | | |
| Iron - Dissolved | 1.42 | 0.0200 | mg/L | 1.44 | | 98.5 | 88.2-113 | | | | |
| Batch BK30483 - EPA 3010A | | | | | | | | | | | |
| Blank (BK30483-BLK1) | | | | | | | | Prepared & Analyzed: 11/11/2013 | | | |
| Iron - Dissolved | ND | 0.0200 | mg/L | | | | | | | | |
| Reference (BK30483-SRM1) | | | | | | | | Prepared & Analyzed: 11/11/2013 | | | |
| Iron - Dissolved | 1.39 | 0.0200 | mg/L | 1.44 | | 96.3 | 88.2-113 | | | | |
| Batch BK30484 - EPA 3010A | | | | | | | | | | | |
| Blank (BK30484-BLK1) | | | | | | | | Prepared & Analyzed: 11/11/2013 | | | |
| Iron | ND | 0.0200 | mg/L | | | | | | | | |



Metals by ICP - Quality Control Data
York Analytical Laboratories, Inc.

| Analyte | Result | Reporting Limit | Units | Spike Level | Source* Result | %REC | %REC Limits | Flag | RPD | RPD Limit | Flag |
|----------------------------------|--------|--------------------|-------|----------------|-------------------|------|---------------------------------|------|-----|--------------|------|
| Batch BK30484 - EPA 3010A | | | | | | | | | | | |
| Reference (BK30484-SRM1) | | | | | | | Prepared & Analyzed: 11/11/2013 | | | | |
| Iron | 1.36 | 0.0200 | mg/L | 1.44 | | 94.3 | 88.2-113 | | | | |



Miscellaneous Physical Parameters - Quality Control Data

York Analytical Laboratories, Inc.


| Analyte | Result | Reporting Limit | Units | Spike Level | Source* Result | %REC | %REC Limits | Flag | RPD | RPD Limit | Flag |
|---------|--------|-----------------|-------|-------------|----------------|------|-------------|------|-----|-----------|------|
|---------|--------|-----------------|-------|-------------|----------------|------|-------------|------|-----|-----------|------|

Batch BK30454 - % Solids Prep

Blank (BK30454-BLK1)

Prepared & Analyzed: 11/11/2013

| | | | | | | | | | | | |
|------------------------|----|------|------|--|--|--|--|--|--|--|--|
| Total Dissolved Solids | ND | 1.00 | mg/L | | | | | | | | |
|------------------------|----|------|------|--|--|--|--|--|--|--|--|



Volatile Analysis Sample Containers

| Lab ID | Client Sample ID | Volatile Sample Container |
|------------|---------------------|---|
| 13K0113-01 | WQ110413:1030NP2-6 | 40mL Clear Vial (pre-pres.) HCl; Cool to 4° C |
| 13K0113-02 | WQ110413:1040NP2-7 | 40mL Clear Vial (pre-pres.) HCl; Cool to 4° C |
| 13K0114-01 | WQ110413:1050NP2-10 | 40mL Clear Vial (pre-pres.) HCl; Cool to 4° C |

Notes and Definitions

| | |
|-----------|--|
| S-04 | The surrogate recovery for this sample is outside of established control limits due to a sample matrix effect. |
| QL-02 | This LCS analyte is outside Laboratory Recovery limits due the analyte behavior using the referenced method. The reference method has certain limitations with respect to analytes of this nature. |
| J | Detected below the Reporting Limit but greater than or equal to the Method Detection Limit (MDL/LOD) or in the case of a TIC, the result is an estimated concentration. |
| ND | Analyte NOT DETECTED at the stated Reporting Limit (RL) or above. |
| RL | REPORTING LIMIT - the minimum reportable value based upon the lowest point in the analyte calibration curve. |
| MDL | METHOD DETECTION LIMIT - the minimum concentration that can be measured and reported with a 99% confidence that the concentration is greater than zero. If requested or required, a value reported below the RL and above the MDL is considered estimated and is noted with a "J" flag. |
| NR | Not reported |
| RPD | Relative Percent Difference |
| Wet | The data has been reported on an as-received (wet weight) basis |
| Low Bias | Low Bias flag indicates that the recovery of the flagged analyte is below the laboratory or regulatory lower control limit. The data user should take note that this analyte may be biased low but should evaluate multiple lines of evidence including the LCS and site-specific MS/MSD data to draw bias conclusions. In cases where no site-specific MS/MSD was requested, only the LCS data can be used to evaluate such bias. |
| High Bias | High Bias flag indicates that the recovery of the flagged analyte is above the laboratory or regulatory upper control limit. The data user should take note that this analyte may be biased high but should evaluate multiple lines of evidence including the LCS and site-specific MS/MSD data to draw bias conclusions. In cases where no site-specific MS/MSD was requested, only the LCS data can be used to evaluate such bias. |
| Non-Dir. | Non-dir. flag (Non-Directional Bias) indicates that the Relative Percent Difference (RPD) (a measure of precision) among the MS and MSD data is outside the laboratory or regulatory control limit. This alerts the data user where the MS and MSD are from site-specific samples that the RPD is high due to either non-homogeneous distribution of target analyte between the MS/MSD or indicates poor reproducibility for other reasons. |

If EPA SW-846 method 8270 is included herein it is noted that the target compound N-nitrosodiphenylamine (NDPA) decomposes in the gas chromatographic inlet and cannot be separated from diphenylamine (DPA). These results could actually represent 100% DPA, 100% NDPA or some combination of the two. For this reason, York reports the combined result for n-nitrosodiphenylamine and diphenylamine for either of these compounds as a combined concentration as Diphenylamine.

If Total PCBs are detected and the target aroclors reported are "Not detected", the Total PCB value is reported due to the presence of either or both Aroclors 1262 and 1268 which are non-target aroclors for some regulatory lists.

2-chloroethylvinyl ether readily breaks down under acidic conditions. Samples that are acid preserved, including standards will exhibit breakdown. The data user should take note.

Certification for pH is no longer offered by NYDOH ELAP.

Semi-Volatile and Volatile analyses are reported down to the MDL, with values between the MDL and the RL being "J" flagged as estimated results.



YORK ANALYTICAL LABORATORIES
120 RESEARCH DR.
STRAITFORD, CT 06615
(203) 325-1371
FAX (203) 357-0166

Field Chain-of-Custody Record

Page 1 of 3

York Project No. 13K0113

NOTE: York's Std. Terms & Conditions are listed on the back side of this document. This document serves as your written authorization to York to proceed with the analyses requested and your signature binds you to York's Std. Terms & Conditions.

| | | | | | | | | | | | | | |
|---|--|---|--|--|--|---|--|---|--|--|--|---|--|
| YOUR Information Company: <u>LBG</u> Address: <u>4 Research Dr. Suik 301</u> <u>Shelton, CT 06484</u> Phone No.: <u>203 709 8555</u> Contact Person: <u>Jonde Sandoz</u> E-Mail Address: <u>Jesand@lbgs.com</u> | | Report To: Company: <u>SAME</u> Address: _____ Phone No.: _____ Attention: _____ E-Mail Address: _____ | | Invoice To: Company: <u>Same</u> Address: _____ Phone No.: _____ Attention: _____ E-Mail Address: _____ | | YOUR Project ID <u>Industries</u> Purchase Order No. <u>NBSAG</u> | | Turn-Around Time RUSH - Same Day _____ RUSH - Next Day _____ RUSH - Two Day _____ RUSH - Three Day _____ RUSH - Four Day _____ Standard (5-7 Days) <input checked="" type="checkbox"/> | | Report Type Summary Report <input checked="" type="checkbox"/> Pdf Summary w/ QA Summary <input checked="" type="checkbox"/> CT RCP Package _____ CTRCP DOA/DUE Pkg _____ NY ASP A Package _____ NY ASP B Package <u>NPA-ID only</u> NJDEP Red. Deliv. _____ Electronic Data Deliverables (EDD) _____ Simple Excel <input checked="" type="checkbox"/> NYSDCE EQUIS _____ EQUIS (std) _____ EZ-EDD (EQUIS) _____ NJDEP SRP HazSite EDD _____ GIS/KEY (std) _____ Other _____ York Regulatory Comparison _____ Excel Spreadsheet _____ <small>Compare to file, show how Reg. please fill in!</small> | | | |
| Volatiles 8260 full TICs _____ 624 Site Spec. _____ STARS list Nassau Co. _____ BTEX Suffolk Co. _____ MTHF Ketones _____ TCL list Oxygenates _____ TAGM list TCLP list _____ CT RCP list 524.2 _____ Arom. only 502.2 _____ Halog. only NJDEP list _____ App IX list SPLP/TCLP _____ 3021B list _____ | | Semi-Vols: Pest/PCB/Herb 8270 or 625 RCRAS _____ STARS list 8081Pest _____ IBN Only 8151 Herb _____ Acids Only CT RCP _____ PAH list App IX _____ TAGM list Site Spec. _____ CT RCP list SPLP/TCLP _____ TCL list Dissolved _____ NJDEP list SPLP/TCLP/Air VPH _____ App IX list Indus. Metals _____ ICLP BNA 608 Pest _____ SPLP/TCLP 608 PCB _____ | | Metals TPH GRO _____ TPH DRO _____ CT ET/PH TAL MasCN _____ NY 310-13 Full TCLP _____ TPH 1664 Full App. IX _____ Air TO14A Pat 304 Metals _____ Air TO15 Pat 304 Metals _____ Air STARS Pat 304 Metals _____ SPLP/TCLP/Air VPH Pat 304 Metals _____ Indus. Metals NYSDCE _____ LIST Bekw _____ 608 PCB _____ | | Misc. Org. Full Poll. _____ TCL Ognres _____ TAL MasCN _____ Full TCLP _____ Full App. IX _____ Pat 304 Metals _____ Pat 304 Metals _____ Pat 304 Metals _____ NYSDCE _____ NYSDCE _____ TAGM _____ Helium _____ | | Matrix Codes S - soil Other - specify (oil, etc.) W-W - wastewater GW - groundwater DW - drinking water Air-A - ambient air Air-SV - soil vapor | | Choose Analyses Needed from the Menu Above and Enter Below Fe by EPA 200.7/Fe dissolved by EPA 6010 (S4846-6010B) UOC'S, 8260 List (EPA SW 845-2260B) plus F-con 113 Fe by EPA 200.7/Fe dissolved by EPA 6010 (S4846-6010B) UOC'S 8260 List (EPA SW 845-2260B) plus F-con 113/TPS (ST 0544) | | Container Description(s) <u>2UOA 2P</u> <u>2UOA 2P</u> <u>2UOA 3P</u> | |

| | | | | | | | | | | | |
|---|--|---|--|---|--|---|--|--|--|---|--|
| Sample Identification <u>WQ10415: 1030 NPA-6</u> <u>WQ110415: 1040 NPA-7</u> <u>WQ110415: 1050 NPA-10</u> | | Date/Time Sampled <u>11-4-13</u> <u>↓</u> <u>↓</u> | | Sample Matrix <u>GW</u> <u>GW</u> <u>GW</u> | | Preservation Check those Applicable: Frozen <input checked="" type="checkbox"/> MeOH <input checked="" type="checkbox"/> HCl <input checked="" type="checkbox"/> H ₂ SO ₄ <input checked="" type="checkbox"/> NaOH _____ ZnAc _____ Ascorbic Acid _____ Other _____ | | Comments <u>AF</u> Instructions: Field Filled Lab to Filter | | Temperature on Receipt <u>4.6 °C</u> | |
| Print Clearly and Legibly. All Information must be complete. Samples will NOT be logged in and the turn-around time clock will not begin until any questions by York are resolved. | | Samples Collected/Authorized By (Signature) <u>Evan Foster</u> Name (printed) | | Samples Relinquished By <u>9.5.13 1434</u> Date/Time | | Samples Received By <u>9.5.13 1434</u> Date/Time | | Samples Relinquished in LAB by <u>11/01/13</u> Date/Time | | Samples Received in LAB by <u>11/01/13</u> Date/Time | |



YORK ANALYTICAL LABORATORIES
120 RESEARCH DR.
STRATFORD, CT 06615
(203) 325-1371
FAX (203) 357-0166

Field Chain-of-Custody Record


Page 1 of 1

York Project No. 13K0114

NOTE: York's Std. Terms & Conditions are listed on the back side of this document. This document serves as your written authorization to York to proceed with the analyses requested and your signature binds you to York's Std. Terms & Conditions.

| | | | | | | | | | | | | | |
|---|--|---|--|--|--|--|--|--|--|--|--|--|--|
| YOUR INFORMATION Company: <u>LBG</u> Address: <u>4 Research Dr. Suite 301</u> <u>Shelton, CT 06484</u> Phone No. <u>203-929-8555</u> Contact Person: <u>Uncle Sandoz</u> E-Mail Address: <u>Teandax@lbgt.com</u> | | Report To: Company: <u>Same</u> Address: <u>Same</u> Phone No. <u>Same</u> Attention: <u>Same</u> E-Mail Address: <u>Same</u> | | YOUR PROJECT ID Name: <u>Rove</u> Purchase Order No. <u>INDUSTRIALS</u> <u>NA-B-S-A-G</u> | | Turn-Around Time RUSH - Same Day <input type="checkbox"/> RUSH - Next Day <input type="checkbox"/> RUSH - Two Day <input type="checkbox"/> RUSH - Three Day <input type="checkbox"/> RUSH - Four Day <input type="checkbox"/> Standard (5-7 Days) <input checked="" type="checkbox"/> | | Report Type Summary Report <u>X</u> <u>pdf</u> Summary w/ QA Summary <u>X</u> <u>pdf</u> CT RCP Package <u>X</u> <u>pdf</u> CTRCP DQA/DUE Pkg NY ASP A Package NY ASP B Package <u>NPB-10 only</u> NJDEP Red. Deliv. Electronic Data Deliverables (EDD) Simple Excel <u>X</u> NYSDEC EquIS EquIS (std) EZ-EDD (EquIS) NJDEP SRP HazSite EDD GIS/KEY (std) Other York Regulatory Comparison Excel Spreadsheet Compare to the following Regs. (please fill in): | | | | | |
| Invoice To: Company: <u>Same</u> Address: <u>Same</u> Phone No. <u>Same</u> Attention: <u>Same</u> E-Mail Address: <u>Same</u> | | Volatiles 8260 full 624 STARS list BTEX MTBE TCL list TAGM list CT RCP list Arom. only Halog. only App. IX list 8021B list | | Semi-Vols. & Pest/PCB/Herb 8270 or 625 STARS list BN Only Acids Only PAH list TAGM list CT RCP list TCL list NJDEP list App. IX TCLP BNA SPLP or TCLP | | Metals RCRA8 PP13 list TAL CT15 list TAGM list NJDEP list Total Dissolved SPLP or TCLP TCLP Herb Chloridate 608 Pest LIST Below | | Misc. Org. TPH GRO TPH DRO CT ETPH NY 310-13 TPH 1664 Air TO14A Air TO15 Air STARS Air VPH Air TICs Methane Helium | | Full Lists Pri. Poll. TCL Organics TAL MetCN Full TCLP Full App. IX Part.360-Residue Part.360-Residue Part.360-Residue Part.360-Residue NYDEP Sewer NYSECSewer TAGM Silica | | Misc. Corrosivity Reactivity Ignitability Flash Point Sieve Anal. Heterotrophs TOX BTU/lb. Aquatic Tox. TOC | |

| Sample Identification | Date/Time Sampled | Sample Matrix | Choose Analyses Needed from the Menu Above and Enter Below | Container Description(s) |
|-----------------------|-------------------|---------------|---|--------------------------|
| WQ110413:1030 NPA-6 | 11-4-13 | GW | Fe by EPA 200.7 Fe Dissolved by EPA 6010 (84846-6010B) / VOC's, 8260 List (EPA SW 845-8260B) plus FC on 113 | 2V00A 2P |
| WQ110413:1040 NPA-7 | ↓ | GW | Fe by EPA 200.7 Fe Dissolved by EPA 6010 (51846-6010B) / VOC's, 8260 List (EPA SW 845-8260B) plus FC on 113 / PDS (ST 254A) | 2V00A 2P |
| WQ110413:1050 NPA-10 | | GW | | 2V00A 3P |



Technical Report

prepared for:

Leggette Brashears & Graham Shelton Office
4 Research Drive, Suite 301
Shelton CT, 06484
Attention: Tunde Komuves-Sandor

Report Date: 11/19/2013
Client Project ID: Rowe Industries
York Project (SDG) No.: 13K0429

CT Cert. No. PH-0723

New Jersey Cert. No. CT-005



New York Cert. No. 10854

PA Cert. No. 68-04440

Table of Contents

| | |
|---|----|
| Introduction and Sample Cross Reference | 3 |
| General Notes Relating to this Report | 3 |
| Sample Results | 4 |
| WQ111113:1400NP2-6 | 4 |
| Volatile Organic Compounds by GC/MS | 4 |
| Metals by ICP | 6 |
| WQ111113:1405NP2-7 | 6 |
| Volatile Organic Compounds by GC/MS | 6 |
| Metals by ICP | 9 |
| WQ111113:1410NP2-10 | 9 |
| Volatile Organic Compounds by GC/MS | 9 |
| Metals by ICP | 11 |
| Miscellaneous Physical Parameters | 12 |
| Quality Batch Summary | 13 |
| QA/QC Summary Data | 14 |
| Volatile Organic Compounds by GC/MS EPA 8260C | 14 |
| Metals by ICP EPA 200.7 | 19 |
| Miscellaneous Physical Parameters SM 2540C | 20 |
| Notes and Specific Data Flags | 21 |
| Chain-of-Custody | 22 |
| Chain-of-Custody | 23 |

Report Date: 11/19/2013
 Client Project ID: Rowe Industries
 York Project (SDG) No.: 13K0429

Leggette Brashears & Graham Shelton Office
 4 Research Drive, Suite 301
 Shelton CT, 06484
 Attention: Tunde Komuves-Sandor

Purpose and Results

This report contains the analytical data for the sample(s) identified on the attached chain-of-custody received in our laboratory on November 13, 2013 and listed below. The project was identified as your project: **Rowe Industries**.

The analyses were conducted utilizing appropriate EPA, Standard Methods, and ASTM methods as detailed in the data summary tables.

All samples were received in proper condition meeting the customary acceptance requirements for environmental samples except those indicated under the Notes section of this report.

All analyses met the method and laboratory standard operating procedure requirements except as indicated by any data flags, the meaning of which are explained in the attachment to this report, and case narrative if applicable.

The results of the analyses, which are all reported on dry weight basis (soils) unless otherwise noted, are detailed in the following pages.

Please contact Client Services at 203.325.1371 with any questions regarding this report.

| <u>York Sample ID</u> | <u>Client Sample ID</u> | <u>Matrix</u> | <u>Date Collected</u> | <u>Date Received</u> |
|-----------------------|-------------------------|---------------|-----------------------|----------------------|
| 13K0429-01 | WQ111113:1400NP2-6 | Water | 11/11/2013 | 11/13/2013 |
| 13K0429-02 | WQ111113:1405NP2-7 | Water | 11/11/2013 | 11/13/2013 |
| 13K0431-01 | WQ111113:1410NP2-10 | Water | 11/11/2013 | 11/13/2013 |

General Notes for York Project (SDG) No.: 13K0429

1. The RLs and MDLs (Reporting Limit and Method Detection Limit respectively) reported are adjusted for any dilution necessary due to the levels of target and/or non-target analytes and matrix interference. The RL(REPORTING LIMIT) is based upon the lowest standard utilized for the calibration where applicable.
2. Samples are retained for a period of thirty days after submittal of report, unless other arrangements are made.
3. York's liability for the above data is limited to the dollar value paid to York for the referenced project.
4. This report shall not be reproduced without the written approval of York Analytical Laboratories, Inc.
5. All samples were received in proper condition for analysis with proper documentation, unless otherwise noted.
6. All analyses conducted met method or Laboratory SOP requirements. See the Qualifiers and/or Narrative sections for further information.
7. It is noted that no analyses reported herein were subcontracted to another laboratory, unless noted in the report.
8. This report reflects results that relate only to the samples submitted on the attached chain-of-custody form(s) received by York.

Approved By:



Benjamin Gulizia
 Laboratory Director

Date: 11/19/2013





Sample Information

Client Sample ID: WQ111113:1400NP2-6

York Sample ID: 13K0429-01

York Project (SDG) No.
13K0429

Client Project ID
Rowe Industries

Matrix
Water

Collection Date/Time
November 11, 2013 2:00 pm

Date Received
11/13/2013

Volatile Organics, 8260 List - Low Level

Log-in Notes:

Sample Notes:

Sample Prepared by Method: EPA 5030B

| CAS No. | Parameter | Result | Flag | Units | MDL | RL | Dilution | Reference Method | Date/Time Prepared | Date/Time Analyzed | Analyst |
|----------|---|--------|-------|-------|------|------|----------|------------------|--------------------|--------------------|---------|
| 630-20-6 | 1,1,1,2-Tetrachloroethane | ND | | ug/L | 0.20 | 0.50 | 1 | EPA 8260C | 11/15/2013 16:30 | 11/16/2013 15:47 | BK |
| 71-55-6 | 1,1,1-Trichloroethane | ND | | ug/L | 0.20 | 0.50 | 1 | EPA 8260C | 11/15/2013 16:30 | 11/16/2013 15:47 | BK |
| 79-34-5 | 1,1,2,2-Tetrachloroethane | ND | | ug/L | 0.20 | 0.50 | 1 | EPA 8260C | 11/15/2013 16:30 | 11/16/2013 15:47 | BK |
| 76-13-1 | 1,1,2-Trichloro-1,2,2-trifluoroethane (Freon 113) | ND | | ug/L | 0.20 | 0.50 | 1 | EPA 8260C | 11/15/2013 16:30 | 11/16/2013 15:47 | BK |
| 79-00-5 | 1,1,2-Trichloroethane | ND | | ug/L | 0.20 | 0.50 | 1 | EPA 8260C | 11/15/2013 16:30 | 11/16/2013 15:47 | BK |
| 75-34-3 | 1,1-Dichloroethane | ND | | ug/L | 0.20 | 0.50 | 1 | EPA 8260C | 11/15/2013 16:30 | 11/16/2013 15:47 | BK |
| 75-35-4 | 1,1-Dichloroethylene | ND | | ug/L | 0.20 | 0.50 | 1 | EPA 8260C | 11/15/2013 16:30 | 11/16/2013 15:47 | BK |
| 563-58-6 | 1,1-Dichloropropylene | ND | | ug/L | 0.20 | 0.50 | 1 | EPA 8260C | 11/15/2013 16:30 | 11/16/2013 15:47 | BK |
| 87-61-6 | 1,2,3-Trichlorobenzene | ND | | ug/L | 0.20 | 0.50 | 1 | EPA 8260C | 11/15/2013 16:30 | 11/16/2013 15:47 | BK |
| 96-18-4 | 1,2,3-Trichloropropane | ND | | ug/L | 0.20 | 0.50 | 1 | EPA 8260C | 11/15/2013 16:30 | 11/16/2013 15:47 | BK |
| 120-82-1 | 1,2,4-Trichlorobenzene | ND | | ug/L | 0.20 | 0.50 | 1 | EPA 8260C | 11/15/2013 16:30 | 11/16/2013 15:47 | BK |
| 95-63-6 | 1,2,4-Trimethylbenzene | ND | | ug/L | 0.20 | 0.50 | 1 | EPA 8260C | 11/15/2013 16:30 | 11/16/2013 15:47 | BK |
| 96-12-8 | 1,2-Dibromo-3-chloropropane | ND | | ug/L | 0.20 | 0.50 | 1 | EPA 8260C | 11/15/2013 16:30 | 11/16/2013 15:47 | BK |
| 106-93-4 | 1,2-Dibromoethane | ND | | ug/L | 0.20 | 0.50 | 1 | EPA 8260C | 11/15/2013 16:30 | 11/16/2013 15:47 | BK |
| 95-50-1 | 1,2-Dichlorobenzene | ND | | ug/L | 0.20 | 0.50 | 1 | EPA 8260C | 11/15/2013 16:30 | 11/16/2013 15:47 | BK |
| 107-06-2 | 1,2-Dichloroethane | ND | | ug/L | 0.20 | 0.50 | 1 | EPA 8260C | 11/15/2013 16:30 | 11/16/2013 15:47 | BK |
| 78-87-5 | 1,2-Dichloropropane | ND | | ug/L | 0.20 | 0.50 | 1 | EPA 8260C | 11/15/2013 16:30 | 11/16/2013 15:47 | BK |
| 108-67-8 | 1,3,5-Trimethylbenzene | ND | | ug/L | 0.20 | 0.50 | 1 | EPA 8260C | 11/15/2013 16:30 | 11/16/2013 15:47 | BK |
| 541-73-1 | 1,3-Dichlorobenzene | ND | | ug/L | 0.20 | 0.50 | 1 | EPA 8260C | 11/15/2013 16:30 | 11/16/2013 15:47 | BK |
| 142-28-9 | 1,3-Dichloropropane | ND | | ug/L | 0.20 | 0.50 | 1 | EPA 8260C | 11/15/2013 16:30 | 11/16/2013 15:47 | BK |
| 106-46-7 | 1,4-Dichlorobenzene | ND | | ug/L | 0.20 | 0.50 | 1 | EPA 8260C | 11/15/2013 16:30 | 11/16/2013 15:47 | BK |
| 594-20-7 | 2,2-Dichloropropane | ND | | ug/L | 0.20 | 0.50 | 1 | EPA 8260C | 11/15/2013 16:30 | 11/16/2013 15:47 | BK |
| 95-49-8 | 2-Chlorotoluene | ND | | ug/L | 0.20 | 0.50 | 1 | EPA 8260C | 11/15/2013 16:30 | 11/16/2013 15:47 | BK |
| 591-78-6 | 2-Hexanone | ND | | ug/L | 0.20 | 0.50 | 1 | EPA 8260C | 11/15/2013 16:30 | 11/16/2013 15:47 | BK |
| 106-43-4 | 4-Chlorotoluene | ND | | ug/L | 0.20 | 0.50 | 1 | EPA 8260C | 11/15/2013 16:30 | 11/16/2013 15:47 | BK |
| 67-64-1 | Acetone | 3.8 | ICV-E | ug/L | 1.0 | 2.0 | 1 | EPA 8260C | 11/15/2013 16:30 | 11/16/2013 15:47 | BK |
| 71-43-2 | Benzene | ND | | ug/L | 0.20 | 0.50 | 1 | EPA 8260C | 11/15/2013 16:30 | 11/16/2013 15:47 | BK |
| 108-86-1 | Bromobenzene | ND | | ug/L | 0.20 | 0.50 | 1 | EPA 8260C | 11/15/2013 16:30 | 11/16/2013 15:47 | BK |
| 74-97-5 | Bromochloromethane | ND | | ug/L | 0.20 | 0.50 | 1 | EPA 8260C | 11/15/2013 16:30 | 11/16/2013 15:47 | BK |
| 75-27-4 | Bromodichloromethane | ND | | ug/L | 0.20 | 0.50 | 1 | EPA 8260C | 11/15/2013 16:30 | 11/16/2013 15:47 | BK |



Sample Information

Client Sample ID: WQ111113:1400NP2-6

York Sample ID: 13K0429-01

York Project (SDG) No.
Client Project ID
Matrix
Collection Date/Time
Date Received

13K0429

Rowe Industries

Water

November 11, 2013 2:00 pm

11/13/2013

Volatile Organics, 8260 List - Low Level
Log-in Notes:
Sample Notes:

Sample Prepared by Method: EPA 5030B

| CAS No. | Parameter | Result | Flag | Units | MDL | RL | Dilution | Reference Method | Date/Time Prepared | Date/Time Analyzed | Analyst |
|-------------|--------------------------------|--------|------|-------|------|------|----------|------------------|--------------------|--------------------|---------|
| 75-25-2 | Bromoform | ND | | ug/L | 0.20 | 0.50 | 1 | EPA 8260C | 11/15/2013 16:30 | 11/16/2013 15:47 | BK |
| 74-83-9 | Bromomethane | ND | | ug/L | 0.20 | 0.50 | 1 | EPA 8260C | 11/15/2013 16:30 | 11/16/2013 15:47 | BK |
| 56-23-5 | Carbon tetrachloride | ND | | ug/L | 0.20 | 0.50 | 1 | EPA 8260C | 11/15/2013 16:30 | 11/16/2013 15:47 | BK |
| 108-90-7 | Chlorobenzene | ND | | ug/L | 0.20 | 0.50 | 1 | EPA 8260C | 11/15/2013 16:30 | 11/16/2013 15:47 | BK |
| 75-00-3 | Chloroethane | ND | | ug/L | 0.20 | 0.50 | 1 | EPA 8260C | 11/15/2013 16:30 | 11/16/2013 15:47 | BK |
| 67-66-3 | Chloroform | ND | | ug/L | 0.20 | 0.50 | 1 | EPA 8260C | 11/15/2013 16:30 | 11/16/2013 15:47 | BK |
| 74-87-3 | Chloromethane | ND | | ug/L | 0.20 | 0.50 | 1 | EPA 8260C | 11/15/2013 16:30 | 11/16/2013 15:47 | BK |
| 156-59-2 | cis-1,2-Dichloroethylene | ND | | ug/L | 0.20 | 0.50 | 1 | EPA 8260C | 11/15/2013 16:30 | 11/16/2013 15:47 | BK |
| 10061-01-5 | cis-1,3-Dichloropropylene | ND | | ug/L | 0.20 | 0.50 | 1 | EPA 8260C | 11/15/2013 16:30 | 11/16/2013 15:47 | BK |
| 124-48-1 | Dibromochloromethane | ND | | ug/L | 0.20 | 0.50 | 1 | EPA 8260C | 11/15/2013 16:30 | 11/16/2013 15:47 | BK |
| 74-95-3 | Dibromomethane | ND | | ug/L | 0.20 | 0.50 | 1 | EPA 8260C | 11/15/2013 16:30 | 11/16/2013 15:47 | BK |
| 75-71-8 | Dichlorodifluoromethane | ND | | ug/L | 0.20 | 0.50 | 1 | EPA 8260C | 11/15/2013 16:30 | 11/16/2013 15:47 | BK |
| 100-41-4 | Ethyl Benzene | ND | | ug/L | 0.20 | 0.50 | 1 | EPA 8260C | 11/15/2013 16:30 | 11/16/2013 15:47 | BK |
| 87-68-3 | Hexachlorobutadiene | ND | | ug/L | 0.20 | 0.50 | 1 | EPA 8260C | 11/15/2013 16:30 | 11/16/2013 15:47 | BK |
| 98-82-8 | Isopropylbenzene | ND | | ug/L | 0.20 | 0.50 | 1 | EPA 8260C | 11/15/2013 16:30 | 11/16/2013 15:47 | BK |
| 1634-04-4 | Methyl tert-butyl ether (MTBE) | ND | | ug/L | 0.20 | 0.50 | 1 | EPA 8260C | 11/15/2013 16:30 | 11/16/2013 15:47 | BK |
| 75-09-2 | Methylene chloride | ND | | ug/L | 1.0 | 2.0 | 1 | EPA 8260C | 11/15/2013 16:30 | 11/16/2013 15:47 | BK |
| 91-20-3 | Naphthalene | ND | | ug/L | 1.0 | 2.0 | 1 | EPA 8260C | 11/15/2013 16:30 | 11/16/2013 15:47 | BK |
| 104-51-8 | n-Butylbenzene | ND | | ug/L | 0.20 | 0.50 | 1 | EPA 8260C | 11/15/2013 16:30 | 11/16/2013 15:47 | BK |
| 103-65-1 | n-Propylbenzene | ND | | ug/L | 0.20 | 0.50 | 1 | EPA 8260C | 11/15/2013 16:30 | 11/16/2013 15:47 | BK |
| 95-47-6 | o-Xylene | ND | | ug/L | 0.20 | 0.50 | 1 | EPA 8260C | 11/15/2013 16:30 | 11/16/2013 15:47 | BK |
| 179601-23-1 | p- & m- Xylenes | ND | | ug/L | 0.50 | 1.0 | 1 | EPA 8260C | 11/15/2013 16:30 | 11/16/2013 15:47 | BK |
| 99-87-6 | p-Isopropyltoluene | ND | | ug/L | 0.20 | 0.50 | 1 | EPA 8260C | 11/15/2013 16:30 | 11/16/2013 15:47 | BK |
| 135-98-8 | sec-Butylbenzene | ND | | ug/L | 0.20 | 0.50 | 1 | EPA 8260C | 11/15/2013 16:30 | 11/16/2013 15:47 | BK |
| 100-42-5 | Styrene | ND | | ug/L | 0.20 | 0.50 | 1 | EPA 8260C | 11/15/2013 16:30 | 11/16/2013 15:47 | BK |
| 98-06-6 | tert-Butylbenzene | ND | | ug/L | 0.20 | 0.50 | 1 | EPA 8260C | 11/15/2013 16:30 | 11/16/2013 15:47 | BK |
| 127-18-4 | Tetrachloroethylene | ND | | ug/L | 0.20 | 0.50 | 1 | EPA 8260C | 11/15/2013 16:30 | 11/16/2013 15:47 | BK |
| 108-88-3 | Toluene | 1.2 | | ug/L | 0.20 | 0.50 | 1 | EPA 8260C | 11/15/2013 16:30 | 11/16/2013 15:47 | BK |
| 156-60-5 | trans-1,2-Dichloroethylene | ND | | ug/L | 0.20 | 0.50 | 1 | EPA 8260C | 11/15/2013 16:30 | 11/16/2013 15:47 | BK |
| 10061-02-6 | trans-1,3-Dichloropropylene | ND | | ug/L | 0.20 | 0.50 | 1 | EPA 8260C | 11/15/2013 16:30 | 11/16/2013 15:47 | BK |
| 79-01-6 | Trichloroethylene | ND | | ug/L | 0.20 | 0.50 | 1 | EPA 8260C | 11/15/2013 16:30 | 11/16/2013 15:47 | BK |



Sample Information

Client Sample ID: WQ111113:1400NP2-6

York Sample ID: 13K0429-01

York Project (SDG) No.

Client Project ID

Matrix

Collection Date/Time

Date Received

13K0429

Rowe Industries

Water

November 11, 2013 2:00 pm

11/13/2013

Volatile Organics, 8260 List - Low Level

Log-in Notes:

Sample Notes:

Sample Prepared by Method: EPA 5030B

| CAS No. | Parameter | Result | Flag | Units | MDL | RL | Dilution | Reference Method | Date/Time Prepared | Date/Time Analyzed | Analyst |
|-----------------------------|----------------------------------|---------------|------|-------|-------------------------|------|----------|------------------|--------------------|--------------------|---------|
| 75-69-4 | Trichlorofluoromethane | ND | | ug/L | 0.20 | 0.50 | 1 | EPA 8260C | 11/15/2013 16:30 | 11/16/2013 15:47 | BK |
| 75-01-4 | Vinyl Chloride | ND | | ug/L | 0.50 | 0.50 | 1 | EPA 8260C | 11/15/2013 16:30 | 11/16/2013 15:47 | BK |
| 1330-20-7 | Xylenes, Total | ND | | ug/L | 0.60 | 1.5 | 1 | EPA 8260C | 11/15/2013 16:30 | 11/16/2013 15:47 | BK |
| Surrogate Recoveries | | Result | | | Acceptance Range | | | | | | |
| 17060-07-0 | Surrogate: 1,2-Dichloroethane-d4 | 97.1 % | | | 79-133 | | | | | | |
| 460-00-4 | Surrogate: p-Bromofluorobenzene | 88.3 % | | | 65-133 | | | | | | |
| 2037-26-5 | Surrogate: Toluene-d8 | 99.0 % | | | 80-123 | | | | | | |

Iron by EPA 200.7

Log-in Notes:

Sample Notes:

Sample Prepared by Method: EPA 3010A

| CAS No. | Parameter | Result | Flag | Units | MDL | RL | Dilution | Reference Method | Date/Time Prepared | Date/Time Analyzed | Analyst |
|-----------|-----------|--------|------|-------|--------|--------|----------|------------------|--------------------|--------------------|---------|
| 7439-89-6 | Iron | 4.80 | | mg/L | 0.0146 | 0.0200 | 1 | EPA 200.7 | 11/15/2013 11:35 | 11/15/2013 13:51 | MW |

Iron, Dissolved by EPA 6010

Log-in Notes:

Sample Notes:

Sample Prepared by Method: EPA 3010A

| CAS No. | Parameter | Result | Flag | Units | MDL | RL | Dilution | Reference Method | Date/Time Prepared | Date/Time Analyzed | Analyst |
|-----------|-----------|--------|------|-------|--------|--------|----------|------------------|--------------------|--------------------|---------|
| 7439-89-6 | Iron | 0.0336 | | mg/L | 0.0200 | 0.0200 | 1 | EPA 6010C | 11/15/2013 11:47 | 11/15/2013 20:45 | MW |

Sample Information

Client Sample ID: WQ111113:1405NP2-7

York Sample ID: 13K0429-02

York Project (SDG) No.

Client Project ID

Matrix

Collection Date/Time

Date Received

13K0429

Rowe Industries

Water

November 11, 2013 2:05 pm

11/13/2013

Volatile Organics, 8260 List - Low Level

Log-in Notes:

Sample Notes:

Sample Prepared by Method: EPA 5030B

| CAS No. | Parameter | Result | Flag | Units | MDL | RL | Dilution | Reference Method | Date/Time Prepared | Date/Time Analyzed | Analyst |
|----------|---|--------|------|-------|------|------|----------|------------------|--------------------|--------------------|---------|
| 630-20-6 | 1,1,1,2-Tetrachloroethane | ND | | ug/L | 0.20 | 0.50 | 1 | EPA 8260C | 11/15/2013 16:30 | 11/16/2013 16:27 | BK |
| 71-55-6 | 1,1,1-Trichloroethane | 0.42 | J | ug/L | 0.20 | 0.50 | 1 | EPA 8260C | 11/15/2013 16:30 | 11/16/2013 16:27 | BK |
| 79-34-5 | 1,1,2,2-Tetrachloroethane | ND | | ug/L | 0.20 | 0.50 | 1 | EPA 8260C | 11/15/2013 16:30 | 11/16/2013 16:27 | BK |
| 76-13-1 | 1,1,2-Trichloro-1,2,2-trifluoroethane (Freon 113) | ND | | ug/L | 0.20 | 0.50 | 1 | EPA 8260C | 11/15/2013 16:30 | 11/16/2013 16:27 | BK |
| 79-00-5 | 1,1,2-Trichloroethane | ND | | ug/L | 0.20 | 0.50 | 1 | EPA 8260C | 11/15/2013 16:30 | 11/16/2013 16:27 | BK |
| 75-34-3 | 1,1-Dichloroethane | ND | | ug/L | 0.20 | 0.50 | 1 | EPA 8260C | 11/15/2013 16:30 | 11/16/2013 16:27 | BK |



Sample Information

Client Sample ID: WQ111113:1405NP2-7

York Sample ID: 13K0429-02

York Project (SDG) No.
13K0429

Client Project ID
Rowe Industries

Matrix
Water

Collection Date/Time
November 11, 2013 2:05 pm

Date Received
11/13/2013

Volatile Organics, 8260 List - Low Level
Log-in Notes:
Sample Notes:

Sample Prepared by Method: EPA 5030B

| CAS No. | Parameter | Result | Flag | Units | MDL | RL | Dilution | Reference Method | Date/Time Prepared | Date/Time Analyzed | Analyst |
|----------|-----------------------------|--------|------|-------|------|------|----------|------------------|--------------------|--------------------|---------|
| 75-35-4 | 1,1-Dichloroethylene | ND | | ug/L | 0.20 | 0.50 | 1 | EPA 8260C | 11/15/2013 16:30 | 11/16/2013 16:27 | BK |
| 563-58-6 | 1,1-Dichloropropylene | ND | | ug/L | 0.20 | 0.50 | 1 | EPA 8260C | 11/15/2013 16:30 | 11/16/2013 16:27 | BK |
| 87-61-6 | 1,2,3-Trichlorobenzene | ND | | ug/L | 0.20 | 0.50 | 1 | EPA 8260C | 11/15/2013 16:30 | 11/16/2013 16:27 | BK |
| 96-18-4 | 1,2,3-Trichloropropane | ND | | ug/L | 0.20 | 0.50 | 1 | EPA 8260C | 11/15/2013 16:30 | 11/16/2013 16:27 | BK |
| 120-82-1 | 1,2,4-Trichlorobenzene | ND | | ug/L | 0.20 | 0.50 | 1 | EPA 8260C | 11/15/2013 16:30 | 11/16/2013 16:27 | BK |
| 95-63-6 | 1,2,4-Trimethylbenzene | ND | | ug/L | 0.20 | 0.50 | 1 | EPA 8260C | 11/15/2013 16:30 | 11/16/2013 16:27 | BK |
| 96-12-8 | 1,2-Dibromo-3-chloropropane | ND | | ug/L | 0.20 | 0.50 | 1 | EPA 8260C | 11/15/2013 16:30 | 11/16/2013 16:27 | BK |
| 106-93-4 | 1,2-Dibromoethane | ND | | ug/L | 0.20 | 0.50 | 1 | EPA 8260C | 11/15/2013 16:30 | 11/16/2013 16:27 | BK |
| 95-50-1 | 1,2-Dichlorobenzene | ND | | ug/L | 0.20 | 0.50 | 1 | EPA 8260C | 11/15/2013 16:30 | 11/16/2013 16:27 | BK |
| 107-06-2 | 1,2-Dichloroethane | ND | | ug/L | 0.20 | 0.50 | 1 | EPA 8260C | 11/15/2013 16:30 | 11/16/2013 16:27 | BK |
| 78-87-5 | 1,2-Dichloropropane | ND | | ug/L | 0.20 | 0.50 | 1 | EPA 8260C | 11/15/2013 16:30 | 11/16/2013 16:27 | BK |
| 108-67-8 | 1,3,5-Trimethylbenzene | ND | | ug/L | 0.20 | 0.50 | 1 | EPA 8260C | 11/15/2013 16:30 | 11/16/2013 16:27 | BK |
| 541-73-1 | 1,3-Dichlorobenzene | ND | | ug/L | 0.20 | 0.50 | 1 | EPA 8260C | 11/15/2013 16:30 | 11/16/2013 16:27 | BK |
| 142-28-9 | 1,3-Dichloropropane | ND | | ug/L | 0.20 | 0.50 | 1 | EPA 8260C | 11/15/2013 16:30 | 11/16/2013 16:27 | BK |
| 106-46-7 | 1,4-Dichlorobenzene | ND | | ug/L | 0.20 | 0.50 | 1 | EPA 8260C | 11/15/2013 16:30 | 11/16/2013 16:27 | BK |
| 594-20-7 | 2,2-Dichloropropane | ND | | ug/L | 0.20 | 0.50 | 1 | EPA 8260C | 11/15/2013 16:30 | 11/16/2013 16:27 | BK |
| 95-49-8 | 2-Chlorotoluene | ND | | ug/L | 0.20 | 0.50 | 1 | EPA 8260C | 11/15/2013 16:30 | 11/16/2013 16:27 | BK |
| 591-78-6 | 2-Hexanone | ND | | ug/L | 0.20 | 0.50 | 1 | EPA 8260C | 11/15/2013 16:30 | 11/16/2013 16:27 | BK |
| 106-43-4 | 4-Chlorotoluene | ND | | ug/L | 0.20 | 0.50 | 1 | EPA 8260C | 11/15/2013 16:30 | 11/16/2013 16:27 | BK |
| 67-64-1 | Acetone | ND | | ug/L | 1.0 | 2.0 | 1 | EPA 8260C | 11/15/2013 16:30 | 11/16/2013 16:27 | BK |
| 71-43-2 | Benzene | ND | | ug/L | 0.20 | 0.50 | 1 | EPA 8260C | 11/15/2013 16:30 | 11/16/2013 16:27 | BK |
| 108-86-1 | Bromobenzene | ND | | ug/L | 0.20 | 0.50 | 1 | EPA 8260C | 11/15/2013 16:30 | 11/16/2013 16:27 | BK |
| 74-97-5 | Bromochloromethane | ND | | ug/L | 0.20 | 0.50 | 1 | EPA 8260C | 11/15/2013 16:30 | 11/16/2013 16:27 | BK |
| 75-27-4 | Bromodichloromethane | ND | | ug/L | 0.20 | 0.50 | 1 | EPA 8260C | 11/15/2013 16:30 | 11/16/2013 16:27 | BK |
| 75-25-2 | Bromoform | ND | | ug/L | 0.20 | 0.50 | 1 | EPA 8260C | 11/15/2013 16:30 | 11/16/2013 16:27 | BK |
| 74-83-9 | Bromomethane | ND | | ug/L | 0.20 | 0.50 | 1 | EPA 8260C | 11/15/2013 16:30 | 11/16/2013 16:27 | BK |
| 56-23-5 | Carbon tetrachloride | ND | | ug/L | 0.20 | 0.50 | 1 | EPA 8260C | 11/15/2013 16:30 | 11/16/2013 16:27 | BK |
| 108-90-7 | Chlorobenzene | ND | | ug/L | 0.20 | 0.50 | 1 | EPA 8260C | 11/15/2013 16:30 | 11/16/2013 16:27 | BK |
| 75-00-3 | Chloroethane | ND | | ug/L | 0.20 | 0.50 | 1 | EPA 8260C | 11/15/2013 16:30 | 11/16/2013 16:27 | BK |
| 67-66-3 | Chloroform | ND | | ug/L | 0.20 | 0.50 | 1 | EPA 8260C | 11/15/2013 16:30 | 11/16/2013 16:27 | BK |
| 74-87-3 | Chloromethane | ND | | ug/L | 0.20 | 0.50 | 1 | EPA 8260C | 11/15/2013 16:30 | 11/16/2013 16:27 | BK |



Sample Information

Client Sample ID: WQ111113:1405NP2-7

York Sample ID: 13K0429-02

York Project (SDG) No.
13K0429

Client Project ID
Rowe Industries

Matrix
Water

Collection Date/Time
November 11, 2013 2:05 pm

Date Received
11/13/2013

Volatile Organics, 8260 List - Low Level
Log-in Notes:
Sample Notes:

Sample Prepared by Method: EPA 5030B

| CAS No. | Parameter | Result | Flag | Units | MDL | RL | Dilution | Reference Method | Date/Time Prepared | Date/Time Analyzed | Analyst |
|-------------|--------------------------------|--------|------|-------|------|------|----------|------------------|--------------------|--------------------|---------|
| 156-59-2 | cis-1,2-Dichloroethylene | 0.30 | J | ug/L | 0.20 | 0.50 | 1 | EPA 8260C | 11/15/2013 16:30 | 11/16/2013 16:27 | BK |
| 10061-01-5 | cis-1,3-Dichloropropylene | ND | | ug/L | 0.20 | 0.50 | 1 | EPA 8260C | 11/15/2013 16:30 | 11/16/2013 16:27 | BK |
| 124-48-1 | Dibromochloromethane | ND | | ug/L | 0.20 | 0.50 | 1 | EPA 8260C | 11/15/2013 16:30 | 11/16/2013 16:27 | BK |
| 74-95-3 | Dibromomethane | ND | | ug/L | 0.20 | 0.50 | 1 | EPA 8260C | 11/15/2013 16:30 | 11/16/2013 16:27 | BK |
| 75-71-8 | Dichlorodifluoromethane | ND | | ug/L | 0.20 | 0.50 | 1 | EPA 8260C | 11/15/2013 16:30 | 11/16/2013 16:27 | BK |
| 100-41-4 | Ethyl Benzene | ND | | ug/L | 0.20 | 0.50 | 1 | EPA 8260C | 11/15/2013 16:30 | 11/16/2013 16:27 | BK |
| 87-68-3 | Hexachlorobutadiene | ND | | ug/L | 0.20 | 0.50 | 1 | EPA 8260C | 11/15/2013 16:30 | 11/16/2013 16:27 | BK |
| 98-82-8 | Isopropylbenzene | ND | | ug/L | 0.20 | 0.50 | 1 | EPA 8260C | 11/15/2013 16:30 | 11/16/2013 16:27 | BK |
| 1634-04-4 | Methyl tert-butyl ether (MTBE) | ND | | ug/L | 0.20 | 0.50 | 1 | EPA 8260C | 11/15/2013 16:30 | 11/16/2013 16:27 | BK |
| 75-09-2 | Methylene chloride | ND | | ug/L | 1.0 | 2.0 | 1 | EPA 8260C | 11/15/2013 16:30 | 11/16/2013 16:27 | BK |
| 91-20-3 | Naphthalene | ND | | ug/L | 1.0 | 2.0 | 1 | EPA 8260C | 11/15/2013 16:30 | 11/16/2013 16:27 | BK |
| 104-51-8 | n-Butylbenzene | ND | | ug/L | 0.20 | 0.50 | 1 | EPA 8260C | 11/15/2013 16:30 | 11/16/2013 16:27 | BK |
| 103-65-1 | n-Propylbenzene | ND | | ug/L | 0.20 | 0.50 | 1 | EPA 8260C | 11/15/2013 16:30 | 11/16/2013 16:27 | BK |
| 95-47-6 | o-Xylene | ND | | ug/L | 0.20 | 0.50 | 1 | EPA 8260C | 11/15/2013 16:30 | 11/16/2013 16:27 | BK |
| 179601-23-1 | p- & m- Xylenes | ND | | ug/L | 0.50 | 1.0 | 1 | EPA 8260C | 11/15/2013 16:30 | 11/16/2013 16:27 | BK |
| 99-87-6 | p-Isopropyltoluene | ND | | ug/L | 0.20 | 0.50 | 1 | EPA 8260C | 11/15/2013 16:30 | 11/16/2013 16:27 | BK |
| 135-98-8 | sec-Butylbenzene | ND | | ug/L | 0.20 | 0.50 | 1 | EPA 8260C | 11/15/2013 16:30 | 11/16/2013 16:27 | BK |
| 100-42-5 | Styrene | ND | | ug/L | 0.20 | 0.50 | 1 | EPA 8260C | 11/15/2013 16:30 | 11/16/2013 16:27 | BK |
| 98-06-6 | tert-Butylbenzene | ND | | ug/L | 0.20 | 0.50 | 1 | EPA 8260C | 11/15/2013 16:30 | 11/16/2013 16:27 | BK |
| 127-18-4 | Tetrachloroethylene | 0.93 | | ug/L | 0.20 | 0.50 | 1 | EPA 8260C | 11/15/2013 16:30 | 11/16/2013 16:27 | BK |
| 108-88-3 | Toluene | ND | | ug/L | 0.20 | 0.50 | 1 | EPA 8260C | 11/15/2013 16:30 | 11/16/2013 16:27 | BK |
| 156-60-5 | trans-1,2-Dichloroethylene | ND | | ug/L | 0.20 | 0.50 | 1 | EPA 8260C | 11/15/2013 16:30 | 11/16/2013 16:27 | BK |
| 10061-02-6 | trans-1,3-Dichloropropylene | ND | | ug/L | 0.20 | 0.50 | 1 | EPA 8260C | 11/15/2013 16:30 | 11/16/2013 16:27 | BK |
| 79-01-6 | Trichloroethylene | ND | | ug/L | 0.20 | 0.50 | 1 | EPA 8260C | 11/15/2013 16:30 | 11/16/2013 16:27 | BK |
| 75-69-4 | Trichlorofluoromethane | ND | | ug/L | 0.20 | 0.50 | 1 | EPA 8260C | 11/15/2013 16:30 | 11/16/2013 16:27 | BK |
| 75-01-4 | Vinyl Chloride | ND | | ug/L | 0.50 | 0.50 | 1 | EPA 8260C | 11/15/2013 16:30 | 11/16/2013 16:27 | BK |
| 1330-20-7 | Xylenes, Total | ND | | ug/L | 0.60 | 1.5 | 1 | EPA 8260C | 11/15/2013 16:30 | 11/16/2013 16:27 | BK |

Surrogate Recoveries
Result
Acceptance Range

 17060-07-0 *Surrogate: 1,2-Dichloroethane-d4* 98.3 %
 460-00-4 *Surrogate: p-Bromofluorobenzene* 86.2 %
 2037-26-5 *Surrogate: Toluene-d8* 97.5 %

79-133

65-133

80-123



Sample Information

Client Sample ID: WQ111113:1405NP2-7

York Sample ID: 13K0429-02

York Project (SDG) No.

Client Project ID

Matrix

Collection Date/Time

Date Received

13K0429

Rowe Industries

Water

November 11, 2013 2:05 pm

11/13/2013

Iron by EPA 200.7

Log-in Notes:

Sample Notes:

Sample Prepared by Method: EPA 3010A

| CAS No. | Parameter | Result | Flag | Units | MDL | RL | Dilution | Reference Method | Date/Time Prepared | Date/Time Analyzed | Analyst |
|-----------|-----------|--------|------|-------|--------|--------|----------|------------------|--------------------|--------------------|---------|
| 7439-89-6 | Iron | 3.20 | | mg/L | 0.0146 | 0.0200 | 1 | EPA 200.7 | 11/15/2013 11:35 | 11/15/2013 13:56 | MW |

Iron, Dissolved by EPA 6010

Log-in Notes:

Sample Notes:

Sample Prepared by Method: EPA 3010A

| CAS No. | Parameter | Result | Flag | Units | MDL | RL | Dilution | Reference Method | Date/Time Prepared | Date/Time Analyzed | Analyst |
|-----------|-----------|--------|------|-------|--------|--------|----------|------------------|--------------------|--------------------|---------|
| 7439-89-6 | Iron | 0.0769 | | mg/L | 0.0200 | 0.0200 | 1 | EPA 6010C | 11/15/2013 11:47 | 11/15/2013 20:50 | MW |

Sample Information

Client Sample ID: WQ111113:1410NP2-10

York Sample ID: 13K0431-01

York Project (SDG) No.

Client Project ID

Matrix

Collection Date/Time

Date Received

13K0431

Rowe Industries

Water

November 11, 2013 2:10 pm

11/13/2013

Volatile Organics, 8260 List - Low Level

Log-in Notes:

Sample Notes:

Sample Prepared by Method: EPA 5030B

| CAS No. | Parameter | Result | Flag | Units | MDL | RL | Dilution | Reference Method | Date/Time Prepared | Date/Time Analyzed | Analyst |
|----------|---|--------|------|-------|------|------|----------|------------------|--------------------|--------------------|---------|
| 630-20-6 | 1,1,1,2-Tetrachloroethane | ND | | ug/L | 0.20 | 0.50 | 1 | EPA 8260C | 11/15/2013 16:30 | 11/16/2013 17:05 | BK |
| 71-55-6 | 1,1,1-Trichloroethane | ND | | ug/L | 0.20 | 0.50 | 1 | EPA 8260C | 11/15/2013 16:30 | 11/16/2013 17:05 | BK |
| 79-34-5 | 1,1,2,2-Tetrachloroethane | ND | | ug/L | 0.20 | 0.50 | 1 | EPA 8260C | 11/15/2013 16:30 | 11/16/2013 17:05 | BK |
| 76-13-1 | 1,2-Trichloro-1,2,2-trifluoroethane (Freon 113) | ND | | ug/L | 0.20 | 0.50 | 1 | EPA 8260C | 11/15/2013 16:30 | 11/16/2013 17:05 | BK |
| 79-00-5 | 1,1,2-Trichloroethane | ND | | ug/L | 0.20 | 0.50 | 1 | EPA 8260C | 11/15/2013 16:30 | 11/16/2013 17:05 | BK |
| 75-34-3 | 1,1-Dichloroethane | ND | | ug/L | 0.20 | 0.50 | 1 | EPA 8260C | 11/15/2013 16:30 | 11/16/2013 17:05 | BK |
| 75-35-4 | 1,1-Dichloroethylene | ND | | ug/L | 0.20 | 0.50 | 1 | EPA 8260C | 11/15/2013 16:30 | 11/16/2013 17:05 | BK |
| 563-58-6 | 1,1-Dichloropropylene | ND | | ug/L | 0.20 | 0.50 | 1 | EPA 8260C | 11/15/2013 16:30 | 11/16/2013 17:05 | BK |
| 87-61-6 | 1,2,3-Trichlorobenzene | ND | | ug/L | 0.20 | 0.50 | 1 | EPA 8260C | 11/15/2013 16:30 | 11/16/2013 17:05 | BK |
| 96-18-4 | 1,2,3-Trichloropropane | ND | | ug/L | 0.20 | 0.50 | 1 | EPA 8260C | 11/15/2013 16:30 | 11/16/2013 17:05 | BK |
| 120-82-1 | 1,2,4-Trichlorobenzene | ND | | ug/L | 0.20 | 0.50 | 1 | EPA 8260C | 11/15/2013 16:30 | 11/16/2013 17:05 | BK |
| 95-63-6 | 1,2,4-Trimethylbenzene | ND | | ug/L | 0.20 | 0.50 | 1 | EPA 8260C | 11/15/2013 16:30 | 11/16/2013 17:05 | BK |
| 96-12-8 | 1,2-Dibromo-3-chloropropane | ND | | ug/L | 0.20 | 0.50 | 1 | EPA 8260C | 11/15/2013 16:30 | 11/16/2013 17:05 | BK |
| 106-93-4 | 1,2-Dibromoethane | ND | | ug/L | 0.20 | 0.50 | 1 | EPA 8260C | 11/15/2013 16:30 | 11/16/2013 17:05 | BK |
| 95-50-1 | 1,2-Dichlorobenzene | ND | | ug/L | 0.20 | 0.50 | 1 | EPA 8260C | 11/15/2013 16:30 | 11/16/2013 17:05 | BK |



Sample Information

Client Sample ID: WQ111113:1410NP2-10

York Sample ID: 13K0431-01

York Project (SDG) No.
Client Project ID
Matrix
Collection Date/Time
Date Received

13K0431

Rowe Industries

Water


November 11, 2013 2:10 pm

11/13/2013

Volatile Organics, 8260 List - Low Level
Log-in Notes:
Sample Notes:

Sample Prepared by Method: EPA 5030B

| CAS No. | Parameter | Result | Flag | Units | MDL | RL | Dilution | Reference Method | Date/Time Prepared | Date/Time Analyzed | Analyst |
|------------|--------------------------------|--------|------|-------|------|------|----------|------------------|--------------------|--------------------|---------|
| 107-06-2 | 1,2-Dichloroethane | ND | | ug/L | 0.20 | 0.50 | 1 | EPA 8260C | 11/15/2013 16:30 | 11/16/2013 17:05 | BK |
| 78-87-5 | 1,2-Dichloropropane | ND | | ug/L | 0.20 | 0.50 | 1 | EPA 8260C | 11/15/2013 16:30 | 11/16/2013 17:05 | BK |
| 108-67-8 | 1,3,5-Trimethylbenzene | ND | | ug/L | 0.20 | 0.50 | 1 | EPA 8260C | 11/15/2013 16:30 | 11/16/2013 17:05 | BK |
| 541-73-1 | 1,3-Dichlorobenzene | ND | | ug/L | 0.20 | 0.50 | 1 | EPA 8260C | 11/15/2013 16:30 | 11/16/2013 17:05 | BK |
| 142-28-9 | 1,3-Dichloropropane | ND | | ug/L | 0.20 | 0.50 | 1 | EPA 8260C | 11/15/2013 16:30 | 11/16/2013 17:05 | BK |
| 106-46-7 | 1,4-Dichlorobenzene | ND | | ug/L | 0.20 | 0.50 | 1 | EPA 8260C | 11/15/2013 16:30 | 11/16/2013 17:05 | BK |
| 594-20-7 | 2,2-Dichloropropane | ND | | ug/L | 0.20 | 0.50 | 1 | EPA 8260C | 11/15/2013 16:30 | 11/16/2013 17:05 | BK |
| 95-49-8 | 2-Chlorotoluene | ND | | ug/L | 0.20 | 0.50 | 1 | EPA 8260C | 11/15/2013 16:30 | 11/16/2013 17:05 | BK |
| 591-78-6 | 2-Hexanone | ND | | ug/L | 0.20 | 0.50 | 1 | EPA 8260C | 11/15/2013 16:30 | 11/16/2013 17:05 | BK |
| 106-43-4 | 4-Chlorotoluene | ND | | ug/L | 0.20 | 0.50 | 1 | EPA 8260C | 11/15/2013 16:30 | 11/16/2013 17:05 | BK |
| 67-64-1 | Acetone | ND | | ug/L | 1.0 | 2.0 | 1 | EPA 8260C | 11/15/2013 16:30 | 11/16/2013 17:05 | BK |
| 71-43-2 | Benzene | ND | | ug/L | 0.20 | 0.50 | 1 | EPA 8260C | 11/15/2013 16:30 | 11/16/2013 17:05 | BK |
| 108-86-1 | Bromobenzene | ND | | ug/L | 0.20 | 0.50 | 1 | EPA 8260C | 11/15/2013 16:30 | 11/16/2013 17:05 | BK |
| 74-97-5 | Bromochloromethane | ND | | ug/L | 0.20 | 0.50 | 1 | EPA 8260C | 11/15/2013 16:30 | 11/16/2013 17:05 | BK |
| 75-27-4 | Bromodichloromethane | ND | | ug/L | 0.20 | 0.50 | 1 | EPA 8260C | 11/15/2013 16:30 | 11/16/2013 17:05 | BK |
| 75-25-2 | Bromoform | ND | | ug/L | 0.20 | 0.50 | 1 | EPA 8260C | 11/15/2013 16:30 | 11/16/2013 17:05 | BK |
| 74-83-9 | Bromomethane | ND | | ug/L | 0.20 | 0.50 | 1 | EPA 8260C | 11/15/2013 16:30 | 11/16/2013 17:05 | BK |
| 56-23-5 | Carbon tetrachloride | ND | | ug/L | 0.20 | 0.50 | 1 | EPA 8260C | 11/15/2013 16:30 | 11/16/2013 17:05 | BK |
| 108-90-7 | Chlorobenzene | ND | | ug/L | 0.20 | 0.50 | 1 | EPA 8260C | 11/15/2013 16:30 | 11/16/2013 17:05 | BK |
| 75-00-3 | Chloroethane | ND | | ug/L | 0.20 | 0.50 | 1 | EPA 8260C | 11/15/2013 16:30 | 11/16/2013 17:05 | BK |
| 67-66-3 | Chloroform | ND | | ug/L | 0.20 | 0.50 | 1 | EPA 8260C | 11/15/2013 16:30 | 11/16/2013 17:05 | BK |
| 74-87-3 | Chloromethane | ND | | ug/L | 0.20 | 0.50 | 1 | EPA 8260C | 11/15/2013 16:30 | 11/16/2013 17:05 | BK |
| 156-59-2 | cis-1,2-Dichloroethylene | ND | | ug/L | 0.20 | 0.50 | 1 | EPA 8260C | 11/15/2013 16:30 | 11/16/2013 17:05 | BK |
| 10061-01-5 | cis-1,3-Dichloropropylene | ND | | ug/L | 0.20 | 0.50 | 1 | EPA 8260C | 11/15/2013 16:30 | 11/16/2013 17:05 | BK |
| 124-48-1 | Dibromochloromethane | ND | | ug/L | 0.20 | 0.50 | 1 | EPA 8260C | 11/15/2013 16:30 | 11/16/2013 17:05 | BK |
| 74-95-3 | Dibromomethane | ND | | ug/L | 0.20 | 0.50 | 1 | EPA 8260C | 11/15/2013 16:30 | 11/16/2013 17:05 | BK |
| 75-71-8 | Dichlorodifluoromethane | ND | | ug/L | 0.20 | 0.50 | 1 | EPA 8260C | 11/15/2013 16:30 | 11/16/2013 17:05 | BK |
| 100-41-4 | Ethyl Benzene | ND | | ug/L | 0.20 | 0.50 | 1 | EPA 8260C | 11/15/2013 16:30 | 11/16/2013 17:05 | BK |
| 87-68-3 | Hexachlorobutadiene | ND | | ug/L | 0.20 | 0.50 | 1 | EPA 8260C | 11/15/2013 16:30 | 11/16/2013 17:05 | BK |
| 98-82-8 | Isopropylbenzene | ND | | ug/L | 0.20 | 0.50 | 1 | EPA 8260C | 11/15/2013 16:30 | 11/16/2013 17:05 | BK |
| 1634-04-4 | Methyl tert-butyl ether (MTBE) | ND | | ug/L | 0.20 | 0.50 | 1 | EPA 8260C | 11/15/2013 16:30 | 11/16/2013 17:05 | BK |



Sample Information

Client Sample ID: WQ111113:1410NP2-10

York Sample ID: 13K0431-01

York Project (SDG) No.

Client Project ID

Matrix

Collection Date/Time

Date Received

13K0431

Rowe Industries

Water

November 11, 2013 2:10 pm

11/13/2013

Volatile Organics, 8260 List - Low Level

Log-in Notes:

Sample Notes:

Sample Prepared by Method: EPA 5030B

| CAS No. | Parameter | Result | Flag | Units | MDL | RL | Dilution | Reference Method | Date/Time Prepared | Date/Time Analyzed | Analyst |
|-------------|----------------------------------|---------------|------|-------|-------------------------|------|----------|------------------|--------------------|--------------------|---------|
| 75-09-2 | Methylene chloride | ND | | ug/L | 1.0 | 2.0 | 1 | EPA 8260C | 11/15/2013 16:30 | 11/16/2013 17:05 | BK |
| 91-20-3 | Naphthalene | ND | | ug/L | 1.0 | 2.0 | 1 | EPA 8260C | 11/15/2013 16:30 | 11/16/2013 17:05 | BK |
| 104-51-8 | n-Butylbenzene | ND | | ug/L | 0.20 | 0.50 | 1 | EPA 8260C | 11/15/2013 16:30 | 11/16/2013 17:05 | BK |
| 103-65-1 | n-Propylbenzene | ND | | ug/L | 0.20 | 0.50 | 1 | EPA 8260C | 11/15/2013 16:30 | 11/16/2013 17:05 | BK |
| 95-47-6 | o-Xylene | ND | | ug/L | 0.20 | 0.50 | 1 | EPA 8260C | 11/15/2013 16:30 | 11/16/2013 17:05 | BK |
| 179601-23-1 | p- & m- Xylenes | ND | | ug/L | 0.50 | 1.0 | 1 | EPA 8260C | 11/15/2013 16:30 | 11/16/2013 17:05 | BK |
| 99-87-6 | p-Isopropyltoluene | ND | | ug/L | 0.20 | 0.50 | 1 | EPA 8260C | 11/15/2013 16:30 | 11/16/2013 17:05 | BK |
| 135-98-8 | sec-Butylbenzene | ND | | ug/L | 0.20 | 0.50 | 1 | EPA 8260C | 11/15/2013 16:30 | 11/16/2013 17:05 | BK |
| 100-42-5 | Styrene | ND | | ug/L | 0.20 | 0.50 | 1 | EPA 8260C | 11/15/2013 16:30 | 11/16/2013 17:05 | BK |
| 98-06-6 | tert-Butylbenzene | ND | | ug/L | 0.20 | 0.50 | 1 | EPA 8260C | 11/15/2013 16:30 | 11/16/2013 17:05 | BK |
| 127-18-4 | Tetrachloroethylene | ND | | ug/L | 0.20 | 0.50 | 1 | EPA 8260C | 11/15/2013 16:30 | 11/16/2013 17:05 | BK |
| 108-88-3 | Toluene | ND | | ug/L | 0.20 | 0.50 | 1 | EPA 8260C | 11/15/2013 16:30 | 11/16/2013 17:05 | BK |
| 156-60-5 | trans-1,2-Dichloroethylene | ND | | ug/L | 0.20 | 0.50 | 1 | EPA 8260C | 11/15/2013 16:30 | 11/16/2013 17:05 | BK |
| 10061-02-6 | trans-1,3-Dichloropropylene | ND | | ug/L | 0.20 | 0.50 | 1 | EPA 8260C | 11/15/2013 16:30 | 11/16/2013 17:05 | BK |
| 79-01-6 | Trichloroethylene | ND | | ug/L | 0.20 | 0.50 | 1 | EPA 8260C | 11/15/2013 16:30 | 11/16/2013 17:05 | BK |
| 75-69-4 | Trichlorofluoromethane | ND | | ug/L | 0.20 | 0.50 | 1 | EPA 8260C | 11/15/2013 16:30 | 11/16/2013 17:05 | BK |
| 75-01-4 | Vinyl Chloride | ND | | ug/L | 0.50 | 0.50 | 1 | EPA 8260C | 11/15/2013 16:30 | 11/16/2013 17:05 | BK |
| 1330-20-7 | Xylenes, Total | ND | | ug/L | 0.60 | 1.5 | 1 | EPA 8260C | 11/15/2013 16:30 | 11/16/2013 17:05 | BK |
| | Surrogate Recoveries | Result | | | Acceptance Range | | | | | | |
| 17060-07-0 | Surrogate: 1,2-Dichloroethane-d4 | 97.4 % | | | 79-133 | | | | | | |
| 460-00-4 | Surrogate: p-Bromofluorobenzene | 88.5 % | | | 65-133 | | | | | | |
| 2037-26-5 | Surrogate: Toluene-d8 | 96.9 % | | | 80-123 | | | | | | |

Iron by EPA 200.7

Log-in Notes:

Sample Notes:

Sample Prepared by Method: EPA 3010A

| CAS No. | Parameter | Result | Flag | Units | MDL | RL | Dilution | Reference Method | Date/Time Prepared | Date/Time Analyzed | Analyst |
|-----------|-----------|--------|------|-------|--------|--------|----------|------------------|--------------------|--------------------|---------|
| 7439-89-6 | Iron | 9.47 | | mg/L | 0.0146 | 0.0200 | 1 | EPA 200.7 | 11/15/2013 11:35 | 11/15/2013 14:01 | MW |

Iron, Dissolved by EPA 6010

Log-in Notes:

Sample Notes:

Sample Prepared by Method: EPA 3010A

| CAS No. | Parameter | Result | Flag | Units | MDL | RL | Dilution | Reference Method | Date/Time Prepared | Date/Time Analyzed | Analyst |
|-----------|-----------|--------|------|-------|--------|--------|----------|------------------|--------------------|--------------------|---------|
| 7439-89-6 | Iron | 0.0350 | | mg/L | 0.0200 | 0.0200 | 1 | EPA 6010C | 11/15/2013 11:47 | 11/15/2013 20:55 | MW |



Sample Information

Client Sample ID: WQ111113:1410NP2-10

York Sample ID: 13K0431-01

York Project (SDG) No.

Client Project ID

Matrix

Collection Date/Time

Date Received

13K0431

Rowe Industries

Water

November 11, 2013 2:10 pm

11/13/2013

Total Dissolved Solids

Log-in Notes:

Sample Notes:

Sample Prepared by Method: % Solids Prep

| CAS No. | Parameter | Result | Flag | Units | MDL | RL | Dilution | Reference Method | Date/Time Prepared | Date/Time Analyzed | Analyst |
|---------|------------------------|--------|------|-------|------|------|----------|------------------|--------------------|--------------------|---------|
| | Total Dissolved Solids | 100 | | mg/L | 20.0 | 20.0 | 1 | SM 2540C | 11/15/2013 14:32 | 11/16/2013 09:24 | MF |



Analytical Batch Summary

Batch ID: BK30742 **Preparation Method:** EPA 3010A **Prepared By:** MW

| YORK Sample ID | Client Sample ID | Preparation Date |
|----------------|---------------------|------------------|
| 13K0429-01 | WQ111113:1400NP2-6 | 11/15/13 |
| 13K0429-02 | WQ111113:1405NP2-7 | 11/15/13 |
| 13K0431-01 | WQ111113:1410NP2-10 | 11/15/13 |
| BK30742-BLK1 | Blank | 11/15/13 |
| BK30742-DUP1 | Duplicate | 11/15/13 |
| BK30742-MS1 | Matrix Spike | 11/15/13 |
| BK30742-SRM1 | Reference | 11/15/13 |

Batch ID: BK30746 **Preparation Method:** EPA 3010A **Prepared By:** MW

| YORK Sample ID | Client Sample ID | Preparation Date |
|----------------|---------------------|------------------|
| 13K0429-01 | WQ111113:1400NP2-6 | 11/15/13 |
| 13K0429-02 | WQ111113:1405NP2-7 | 11/15/13 |
| 13K0431-01 | WQ111113:1410NP2-10 | 11/15/13 |
| BK30746-BLK1 | Blank | 11/15/13 |
| BK30746-DUP1 | Duplicate | 11/15/13 |
| BK30746-MS1 | Matrix Spike | 11/15/13 |
| BK30746-SRM1 | Reference | 11/15/13 |

Batch ID: BK30757 **Preparation Method:** % Solids Prep **Prepared By:** MF

| YORK Sample ID | Client Sample ID | Preparation Date |
|----------------|---------------------|------------------|
| 13K0431-01 | WQ111113:1410NP2-10 | 11/15/13 |
| BK30757-BLK1 | Blank | 11/15/13 |

Batch ID: BK30802 **Preparation Method:** EPA 5030B **Prepared By:** BGS

| YORK Sample ID | Client Sample ID | Preparation Date |
|----------------|---------------------|------------------|
| 13K0429-01 | WQ111113:1400NP2-6 | 11/15/13 |
| 13K0429-02 | WQ111113:1405NP2-7 | 11/15/13 |
| 13K0431-01 | WQ111113:1410NP2-10 | 11/15/13 |
| BK30802-BLK1 | Blank | 11/15/13 |
| BK30802-BS1 | LCS | 11/15/13 |
| BK30802-BSD1 | LCS Dup | 11/15/13 |



Volatile Organic Compounds by GC/MS - Quality Control Data

York Analytical Laboratories, Inc.

| Analyte | Result | Reporting | Units | Spike | Source* | %REC | %REC | Flag | RPD | RPD | |
|---|--------|-----------|-------|-------|---------|------|------|------|-----|---|------|
| | | Limit | | | Result | | | | | Limit | Flag |
| Batch BK30802 - EPA 5030B | | | | | | | | | | | |
| Blank (BK30802-BLK1) | | | | | | | | | | Prepared: 11/15/2013 Analyzed: 11/16/2013 | |
| 1,1,1,2-Tetrachloroethane | ND | 0.50 | ug/L | | | | | | | | |
| 1,1,1-Trichloroethane | ND | 0.50 | " | | | | | | | | |
| 1,1,2,2-Tetrachloroethane | ND | 0.50 | " | | | | | | | | |
| 1,1,2-Trichloro-1,2,2-trifluoroethane (Freon 113) | ND | 0.50 | " | | | | | | | | |
| 1,1,2-Trichloroethane | ND | 0.50 | " | | | | | | | | |
| 1,1-Dichloroethane | ND | 0.50 | " | | | | | | | | |
| 1,1-Dichloroethylene | ND | 0.50 | " | | | | | | | | |
| 1,1-Dichloropropylene | ND | 0.50 | " | | | | | | | | |
| 1,2,3-Trichlorobenzene | ND | 0.50 | " | | | | | | | | |
| 1,2,3-Trichloropropane | ND | 0.50 | " | | | | | | | | |
| 1,2,4-Trichlorobenzene | ND | 0.50 | " | | | | | | | | |
| 1,2,4-Trimethylbenzene | ND | 0.50 | " | | | | | | | | |
| 1,2-Dibromo-3-chloropropane | ND | 0.50 | " | | | | | | | | |
| 1,2-Dibromoethane | ND | 0.50 | " | | | | | | | | |
| 1,2-Dichlorobenzene | ND | 0.50 | " | | | | | | | | |
| 1,2-Dichloroethane | ND | 0.50 | " | | | | | | | | |
| 1,2-Dichloropropane | ND | 0.50 | " | | | | | | | | |
| 1,3,5-Trimethylbenzene | ND | 0.50 | " | | | | | | | | |
| 1,3-Dichlorobenzene | ND | 0.50 | " | | | | | | | | |
| 1,3-Dichloropropane | ND | 0.50 | " | | | | | | | | |
| 1,4-Dichlorobenzene | ND | 0.50 | " | | | | | | | | |
| 2,2-Dichloropropane | ND | 0.50 | " | | | | | | | | |
| 2-Chlorotoluene | ND | 0.50 | " | | | | | | | | |
| 2-Hexanone | ND | 0.50 | " | | | | | | | | |
| 4-Chlorotoluene | ND | 0.50 | " | | | | | | | | |
| Acetone | ND | 2.0 | " | | | | | | | | |
| Benzene | ND | 0.50 | " | | | | | | | | |
| Bromobenzene | ND | 0.50 | " | | | | | | | | |
| Bromochloromethane | ND | 0.50 | " | | | | | | | | |
| Bromodichloromethane | ND | 0.50 | " | | | | | | | | |
| Bromoform | ND | 0.50 | " | | | | | | | | |
| Bromomethane | ND | 0.50 | " | | | | | | | | |
| Carbon tetrachloride | ND | 0.50 | " | | | | | | | | |
| Chlorobenzene | ND | 0.50 | " | | | | | | | | |
| Chloroethane | ND | 0.50 | " | | | | | | | | |
| Chloroform | ND | 0.50 | " | | | | | | | | |
| Chloromethane | ND | 0.50 | " | | | | | | | | |
| cis-1,2-Dichloroethylene | ND | 0.50 | " | | | | | | | | |
| cis-1,3-Dichloropropylene | ND | 0.50 | " | | | | | | | | |
| Dibromochloromethane | ND | 0.50 | " | | | | | | | | |
| Dibromomethane | ND | 0.50 | " | | | | | | | | |
| Dichlorodifluoromethane | ND | 0.50 | " | | | | | | | | |
| Ethyl Benzene | ND | 0.50 | " | | | | | | | | |
| Hexachlorobutadiene | ND | 0.50 | " | | | | | | | | |
| Isopropylbenzene | ND | 0.50 | " | | | | | | | | |
| Methyl tert-butyl ether (MTBE) | ND | 0.50 | " | | | | | | | | |
| Methylene chloride | ND | 2.0 | " | | | | | | | | |
| Naphthalene | ND | 2.0 | " | | | | | | | | |
| n-Butylbenzene | ND | 0.50 | " | | | | | | | | |
| n-Propylbenzene | ND | 0.50 | " | | | | | | | | |
| o-Xylene | ND | 0.50 | " | | | | | | | | |



Volatile Organic Compounds by GC/MS - Quality Control Data

York Analytical Laboratories, Inc.

| Analyte | Result | Reporting Limit | Units | Spike Level | Source* Result | %REC | %REC Limits | Flag | RPD | RPD Limit | Flag |
|---|--------|--------------------|-------|----------------|-------------------|------|----------------|------|-----|---|------|
| Batch BK30802 - EPA 5030B | | | | | | | | | | | |
| Blank (BK30802-BLK1) | | | | | | | | | | | |
| | | | | | | | | | | Prepared: 11/15/2013 Analyzed: 11/16/2013 | |
| p- & m- Xylenes | ND | 1.0 | ug/L | | | | | | | | |
| p-Isopropyltoluene | ND | 0.50 | " | | | | | | | | |
| sec-Butylbenzene | ND | 0.50 | " | | | | | | | | |
| Styrene | ND | 0.50 | " | | | | | | | | |
| tert-Butylbenzene | ND | 0.50 | " | | | | | | | | |
| Tetrachloroethylene | ND | 0.50 | " | | | | | | | | |
| Toluene | ND | 0.50 | " | | | | | | | | |
| trans-1,2-Dichloroethylene | ND | 0.50 | " | | | | | | | | |
| trans-1,3-Dichloropropylene | ND | 0.50 | " | | | | | | | | |
| Trichloroethylene | ND | 0.50 | " | | | | | | | | |
| Trichlorofluoromethane | ND | 0.50 | " | | | | | | | | |
| Vinyl Chloride | ND | 0.50 | " | | | | | | | | |
| Xylenes, Total | ND | 1.5 | " | | | | | | | | |
| <i>Surrogate: 1,2-Dichloroethane-d4</i> | 9.55 | | " | 10.0 | | 95.5 | 79-133 | | | | |
| <i>Surrogate: p-Bromofluorobenzene</i> | 9.18 | | " | 10.0 | | 91.8 | 65-133 | | | | |
| <i>Surrogate: Toluene-d8</i> | 10.0 | | " | 10.0 | | 100 | 80-123 | | | | |
| LCS (BK30802-BS1) | | | | | | | | | | | |
| | | | | | | | | | | Prepared: 11/15/2013 Analyzed: 11/16/2013 | |
| 1,1,1,2-Tetrachloroethane | 9.92 | | ug/L | 10.0 | | 99.2 | 84-127 | | | | |
| 1,1,1-Trichloroethane | 10.5 | | " | 10.0 | | 105 | 80-131 | | | | |
| 1,1,2,2-Tetrachloroethane | 9.58 | | " | 10.0 | | 95.8 | 76-120 | | | | |
| 1,1,2-Trichloro-1,2,2-trifluoroethane (Freon 113) | 11.8 | | " | 10.0 | | 118 | 70-133 | | | | |
| 1,1,2-Trichloroethane | 9.49 | | " | 10.0 | | 94.9 | 73-124 | | | | |
| 1,1-Dichloroethane | 10.8 | | " | 10.0 | | 108 | 79-123 | | | | |
| 1,1-Dichloroethylene | 10.3 | | " | 10.0 | | 103 | 71-123 | | | | |
| 1,1-Dichloropropylene | 10.5 | | " | 10.0 | | 105 | 73-117 | | | | |
| 1,2,3-Trichlorobenzene | 9.35 | | " | 10.0 | | 93.5 | 78-117 | | | | |
| 1,2,3-Trichloropropane | 8.63 | | " | 10.0 | | 86.3 | 68-119 | | | | |
| 1,2,4-Trichlorobenzene | 9.61 | | " | 10.0 | | 96.1 | 78-117 | | | | |
| 1,2,4-Trimethylbenzene | 10.8 | | " | 10.0 | | 108 | 68-134 | | | | |
| 1,2-Dibromo-3-chloropropane | 8.41 | | " | 10.0 | | 84.1 | 73-129 | | | | |
| 1,2-Dibromoethane | 9.43 | | " | 10.0 | | 94.3 | 73-139 | | | | |
| 1,2-Dichlorobenzene | 10.0 | | " | 10.0 | | 100 | 83-110 | | | | |
| 1,2-Dichloroethane | 9.08 | | " | 10.0 | | 90.8 | 81-120 | | | | |
| 1,2-Dichloropropane | 10.4 | | " | 10.0 | | 104 | 76-120 | | | | |
| 1,3,5-Trimethylbenzene | 11.0 | | " | 10.0 | | 110 | 74-121 | | | | |
| 1,3-Dichlorobenzene | 10.3 | | " | 10.0 | | 103 | 82-112 | | | | |
| 1,3-Dichloropropane | 9.50 | | " | 10.0 | | 95.0 | 77-122 | | | | |
| 1,4-Dichlorobenzene | 9.97 | | " | 10.0 | | 99.7 | 83-110 | | | | |
| 2,2-Dichloropropane | 10.6 | | " | 10.0 | | 106 | 50-163 | | | | |
| 2-Chlorotoluene | 10.7 | | " | 10.0 | | 107 | 74-115 | | | | |
| 2-Hexanone | 8.10 | | " | 10.0 | | 81.0 | 65-130 | | | | |
| 4-Chlorotoluene | 10.9 | | " | 10.0 | | 109 | 77-119 | | | | |
| Acetone | 7.55 | | " | 10.0 | | 75.5 | 54-129 | | | | |
| Benzene | 11.0 | | " | 10.0 | | 110 | 77-122 | | | | |
| Bromobenzene | 10.4 | | " | 10.0 | | 104 | 76-114 | | | | |
| Bromochloromethane | 10.4 | | " | 10.0 | | 104 | 73-125 | | | | |
| Bromodichloromethane | 10.2 | | " | 10.0 | | 102 | 83-120 | | | | |
| Bromoform | 8.87 | | " | 10.0 | | 88.7 | 72-139 | | | | |
| Bromomethane | 10.6 | | " | 10.0 | | 106 | 52-128 | | | | |
| Carbon tetrachloride | 10.5 | | " | 10.0 | | 105 | 66-152 | | | | |
| Chlorobenzene | 10.1 | | " | 10.0 | | 101 | 85-113 | | | | |



Volatile Organic Compounds by GC/MS - Quality Control Data

York Analytical Laboratories, Inc.

| Analyte | Result | Reporting | Units | Spike | Source* | %REC | %REC | Limits | Flag | RPD | RPD | Limit | Flag |
|---------|--------|-----------|-------|-------|---------|------|------|--------|------|-------|-----|-------|------|
| | | Limit | | | Result | | | | | Limit | | | |

Batch BK30802 - EPA 5030B

LCS (BK30802-BS1)

Prepared: 11/15/2013 Analyzed: 11/16/2013


| | | | | | | | | | | | | | |
|---|-------------|--|----------|-------------|--|-------------|---------------|--|--|--|--|--|--|
| Chloroethane | 10.7 | | ug/L | 10.0 | | 107 | 60-124 | | | | | | |
| Chloroform | 10.9 | | " | 10.0 | | 109 | 82-119 | | | | | | |
| Chloromethane | 11.0 | | " | 10.0 | | 110 | 42-126 | | | | | | |
| cis-1,2-Dichloroethylene | 10.9 | | " | 10.0 | | 109 | 79-116 | | | | | | |
| cis-1,3-Dichloropropylene | 10.8 | | " | 10.0 | | 108 | 85-134 | | | | | | |
| Dibromochloromethane | 9.42 | | " | 10.0 | | 94.2 | 74-151 | | | | | | |
| Dibromomethane | 9.33 | | " | 10.0 | | 93.3 | 74-128 | | | | | | |
| Dichlorodifluoromethane | 12.0 | | " | 10.0 | | 120 | 10-146 | | | | | | |
| Ethyl Benzene | 10.9 | | " | 10.0 | | 109 | 85-125 | | | | | | |
| Hexachlorobutadiene | 10.4 | | " | 10.0 | | 104 | 69-131 | | | | | | |
| Isopropylbenzene | 10.9 | | " | 10.0 | | 109 | 71-128 | | | | | | |
| Methyl tert-butyl ether (MTBE) | 8.81 | | " | 10.0 | | 88.1 | 51-134 | | | | | | |
| Methylene chloride | 10.3 | | " | 10.0 | | 103 | 76-122 | | | | | | |
| Naphthalene | 9.62 | | " | 10.0 | | 96.2 | 72-127 | | | | | | |
| n-Butylbenzene | 11.2 | | " | 10.0 | | 112 | 69-127 | | | | | | |
| n-Propylbenzene | 11.2 | | " | 10.0 | | 112 | 70-129 | | | | | | |
| o-Xylene | 10.4 | | " | 10.0 | | 104 | 83-117 | | | | | | |
| p- & m- Xylenes | 23.2 | | " | 20.0 | | 116 | 80-126 | | | | | | |
| p-Isopropyltoluene | 10.7 | | " | 10.0 | | 107 | 74-130 | | | | | | |
| sec-Butylbenzene | 11.2 | | " | 10.0 | | 112 | 72-132 | | | | | | |
| Styrene | 11.0 | | " | 10.0 | | 110 | 62-160 | | | | | | |
| tert-Butylbenzene | 11.1 | | " | 10.0 | | 111 | 75-129 | | | | | | |
| Tetrachloroethylene | 10.2 | | " | 10.0 | | 102 | 67-118 | | | | | | |
| Toluene | 10.9 | | " | 10.0 | | 109 | 82-118 | | | | | | |
| trans-1,2-Dichloroethylene | 10.9 | | " | 10.0 | | 109 | 76-119 | | | | | | |
| trans-1,3-Dichloropropylene | 9.90 | | " | 10.0 | | 99.0 | 80-137 | | | | | | |
| Trichloroethylene | 10.9 | | " | 10.0 | | 109 | 71-122 | | | | | | |
| Trichlorofluoromethane | 11.0 | | " | 10.0 | | 110 | 67-130 | | | | | | |
| Vinyl Chloride | 11.4 | | " | 10.0 | | 114 | 49-125 | | | | | | |
| <i>Surrogate: 1,2-Dichloroethane-d4</i> | <i>9.36</i> | | <i>"</i> | <i>10.0</i> | | <i>93.6</i> | <i>79-133</i> | | | | | | |
| <i>Surrogate: p-Bromofluorobenzene</i> | <i>9.67</i> | | <i>"</i> | <i>10.0</i> | | <i>96.7</i> | <i>65-133</i> | | | | | | |
| <i>Surrogate: Toluene-d8</i> | <i>10.3</i> | | <i>"</i> | <i>10.0</i> | | <i>103</i> | <i>80-123</i> | | | | | | |



Volatile Organic Compounds by GC/MS - Quality Control Data

York Analytical Laboratories, Inc.

| Analyte | Result | Reporting | Spike | Source* | %REC | %REC | Flag | RPD | | |
|---|--------|-----------|-------|---------|------|--------|------|--------|-------|--------|
| | | Limit | | | | | | Units | Level | Result |
| Batch BK30802 - EPA 5030B | | | | | | | | | | |
| LCS Dup (BK30802-BSD1) | | | | | | | | | | |
| Prepared: 11/15/2013 Analyzed: 11/16/2013 | | | | | | | | | | |
| 1,1,1,2-Tetrachloroethane | 9.72 | | ug/L | 10.0 | 97.2 | 84-127 | | 2.04 | 30 | |
| 1,1,1-Trichloroethane | 10.6 | | " | 10.0 | 106 | 80-131 | | 1.14 | 30 | |
| 1,1,2,2-Tetrachloroethane | 9.72 | | " | 10.0 | 97.2 | 76-120 | | 1.45 | 30 | |
| 1,1,2-Trichloro-1,2,2-trifluoroethane (Freon 113) | 11.6 | | " | 10.0 | 116 | 70-133 | | 1.80 | 30 | |
| 1,1,2-Trichloroethane | 9.92 | | " | 10.0 | 99.2 | 73-124 | | 4.43 | 30 | |
| 1,1-Dichloroethane | 11.0 | | " | 10.0 | 110 | 79-123 | | 2.03 | 30 | |
| 1,1-Dichloroethylene | 10.4 | | " | 10.0 | 104 | 71-123 | | 0.774 | 30 | |
| 1,1-Dichloropropylene | 10.3 | | " | 10.0 | 103 | 73-117 | | 1.25 | 30 | |
| 1,2,3-Trichlorobenzene | 8.77 | | " | 10.0 | 87.7 | 78-117 | | 6.40 | 30 | |
| 1,2,3-Trichloropropane | 9.02 | | " | 10.0 | 90.2 | 68-119 | | 4.42 | 30 | |
| 1,2,4-Trichlorobenzene | 9.38 | | " | 10.0 | 93.8 | 78-117 | | 2.42 | 30 | |
| 1,2,4-Trimethylbenzene | 10.7 | | " | 10.0 | 107 | 68-134 | | 1.12 | 30 | |
| 1,2-Dibromo-3-chloropropane | 9.46 | | " | 10.0 | 94.6 | 73-129 | | 11.8 | 30 | |
| 1,2-Dibromoethane | 9.39 | | " | 10.0 | 93.9 | 73-139 | | 0.425 | 30 | |
| 1,2-Dichlorobenzene | 10.0 | | " | 10.0 | 100 | 83-110 | | 0.0997 | 30 | |
| 1,2-Dichloroethane | 9.42 | | " | 10.0 | 94.2 | 81-120 | | 3.68 | 30 | |
| 1,2-Dichloropropane | 10.6 | | " | 10.0 | 106 | 76-120 | | 2.29 | 30 | |
| 1,3,5-Trimethylbenzene | 10.9 | | " | 10.0 | 109 | 74-121 | | 0.641 | 30 | |
| 1,3-Dichlorobenzene | 10.2 | | " | 10.0 | 102 | 82-112 | | 1.07 | 30 | |
| 1,3-Dichloropropane | 9.60 | | " | 10.0 | 96.0 | 77-122 | | 1.05 | 30 | |
| 1,4-Dichlorobenzene | 10.3 | | " | 10.0 | 103 | 83-110 | | 2.87 | 30 | |
| 2,2-Dichloropropane | 10.8 | | " | 10.0 | 108 | 50-163 | | 2.33 | 30 | |
| 2-Chlorotoluene | 10.7 | | " | 10.0 | 107 | 74-115 | | 0.654 | 30 | |
| 2-Hexanone | 8.72 | | " | 10.0 | 87.2 | 65-130 | | 7.37 | 30 | |
| 4-Chlorotoluene | 11.0 | | " | 10.0 | 110 | 77-119 | | 0.547 | 30 | |
| Acetone | 7.74 | | " | 10.0 | 77.4 | 54-129 | | 2.49 | 30 | |
| Benzene | 11.2 | | " | 10.0 | 112 | 77-122 | | 1.71 | 30 | |
| Bromobenzene | 10.5 | | " | 10.0 | 105 | 76-114 | | 1.72 | 30 | |
| Bromochloromethane | 9.76 | | " | 10.0 | 97.6 | 73-125 | | 6.16 | 30 | |
| Bromodichloromethane | 10.3 | | " | 10.0 | 103 | 83-120 | | 0.880 | 30 | |
| Bromoform | 9.20 | | " | 10.0 | 92.0 | 72-139 | | 3.65 | 30 | |
| Bromomethane | 10.4 | | " | 10.0 | 104 | 52-128 | | 2.28 | 30 | |
| Carbon tetrachloride | 10.7 | | " | 10.0 | 107 | 66-152 | | 1.41 | 30 | |
| Chlorobenzene | 10.2 | | " | 10.0 | 102 | 85-113 | | 1.57 | 30 | |
| Chloroethane | 10.9 | | " | 10.0 | 109 | 60-124 | | 1.67 | 30 | |
| Chloroform | 11.1 | | " | 10.0 | 111 | 82-119 | | 1.73 | 30 | |
| Chloromethane | 11.0 | | " | 10.0 | 110 | 42-126 | | 0.0909 | 30 | |
| cis-1,2-Dichloroethylene | 11.0 | | " | 10.0 | 110 | 79-116 | | 0.820 | 30 | |
| cis-1,3-Dichloropropylene | 10.8 | | " | 10.0 | 108 | 85-134 | | 0.278 | 30 | |
| Dibromochloromethane | 9.55 | | " | 10.0 | 95.5 | 74-151 | | 1.37 | 30 | |
| Dibromomethane | 9.84 | | " | 10.0 | 98.4 | 74-128 | | 5.32 | 30 | |
| Dichlorodifluoromethane | 12.4 | | " | 10.0 | 124 | 10-146 | | 3.37 | 30 | |
| Ethyl Benzene | 10.9 | | " | 10.0 | 109 | 85-125 | | 0.459 | 30 | |
| Hexachlorobutadiene | 10.1 | | " | 10.0 | 101 | 69-131 | | 2.44 | 30 | |
| Isopropylbenzene | 11.1 | | " | 10.0 | 111 | 71-128 | | 1.36 | 30 | |
| Methyl tert-butyl ether (MTBE) | 9.40 | | " | 10.0 | 94.0 | 51-134 | | 6.48 | 30 | |
| Methylene chloride | 10.5 | | " | 10.0 | 105 | 76-122 | | 1.34 | 30 | |
| Naphthalene | 9.53 | | " | 10.0 | 95.3 | 72-127 | | 0.940 | 30 | |
| n-Butylbenzene | 11.0 | | " | 10.0 | 110 | 69-127 | | 1.71 | 30 | |
| n-Propylbenzene | 11.3 | | " | 10.0 | 113 | 70-129 | | 0.355 | 30 | |
| o-Xylene | 10.4 | | " | 10.0 | 104 | 83-117 | | 0.481 | 30 | |



Volatile Organic Compounds by GC/MS - Quality Control Data

York Analytical Laboratories, Inc.


| Analyte | Result | Reporting Limit | Units | Spike Level | Source* Result | %REC | %REC Limits | Flag | RPD | RPD Limit | Flag |
|---------|--------|--------------------|-------|----------------|-------------------|------|----------------|------|-----|--------------|------|
|---------|--------|--------------------|-------|----------------|-------------------|------|----------------|------|-----|--------------|------|

Batch BK30802 - EPA 5030B

LCS Dup (BK30802-BSD1)


Prepared: 11/15/2013 Analyzed: 11/16/2013

| | | | | | | | | | | | |
|---|-------------|--|----------|-------------|--|-------------|---------------|--|--------|----|--|
| p- & m- Xylenes | 23.1 | | ug/L | 20.0 | | 115 | 80-126 | | 0.475 | 30 | |
| p-Isopropyltoluene | 10.8 | | " | 10.0 | | 108 | 74-130 | | 0.834 | 30 | |
| sec-Butylbenzene | 11.1 | | " | 10.0 | | 111 | 72-132 | | 0.448 | 30 | |
| Styrene | 10.9 | | " | 10.0 | | 109 | 62-160 | | 0.821 | 30 | |
| tert-Butylbenzene | 11.1 | | " | 10.0 | | 111 | 75-129 | | 0.0903 | 30 | |
| Tetrachloroethylene | 9.96 | | " | 10.0 | | 99.6 | 67-118 | | 2.67 | 30 | |
| Toluene | 10.9 | | " | 10.0 | | 109 | 82-118 | | 0.183 | 30 | |
| trans-1,2-Dichloroethylene | 11.0 | | " | 10.0 | | 110 | 76-119 | | 0.548 | 30 | |
| trans-1,3-Dichloropropylene | 10.2 | | " | 10.0 | | 102 | 80-137 | | 2.69 | 30 | |
| Trichloroethylene | 10.9 | | " | 10.0 | | 109 | 71-122 | | 0.0919 | 30 | |
| Trichlorofluoromethane | 11.0 | | " | 10.0 | | 110 | 67-130 | | 0.0910 | 30 | |
| Vinyl Chloride | 11.4 | | " | 10.0 | | 114 | 49-125 | | 0.00 | 30 | |
| <i>Surrogate: 1,2-Dichloroethane-d4</i> | <i>9.39</i> | | <i>"</i> | <i>10.0</i> | | <i>93.9</i> | <i>79-133</i> | | | | |
| <i>Surrogate: p-Bromofluorobenzene</i> | <i>9.67</i> | | <i>"</i> | <i>10.0</i> | | <i>96.7</i> | <i>65-133</i> | | | | |
| <i>Surrogate: Toluene-d8</i> | <i>10.3</i> | | <i>"</i> | <i>10.0</i> | | <i>103</i> | <i>80-123</i> | | | | |



Metals by ICP - Quality Control Data
York Analytical Laboratories, Inc.

| Analyte | Result | Reporting Limit | Units | Spike Level | Source* Result | %REC | %REC Limits | Flag | RPD | RPD Limit | Flag |
|-----------------------------------|--------|-----------------|-------|-------------|----------------|------|-------------|------|-------|--|------|
| Batch BK30742 - EPA 3010A | | | | | | | | | | | |
| Blank (BK30742-BLK1) | | | | | | | | | | Prepared & Analyzed: 11/15/2013 | |
| Iron | ND | 0.0200 | mg/L | | | | | | | | |
| Duplicate (BK30742-DUP1) | | | | | | | | | | *Source sample: 13K0431-01 (WQ111113:1410NP2-10) Prepared & Analyzed: 11/15/2013 | |
| Iron | 9.42 | 0.0200 | mg/L | | 9.47 | | | | 0.465 | 20 | |
| Matrix Spike (BK30742-MS1) | | | | | | | | | | *Source sample: 13K0431-01 (WQ111113:1410NP2-10) Prepared & Analyzed: 11/15/2013 | |
| Iron | 10.3 | 0.0200 | mg/L | 1.00 | 9.47 | 84.8 | 75-125 | | | | |
| Reference (BK30742-SRM1) | | | | | | | | | | Prepared & Analyzed: 11/15/2013 | |
| Iron | 1.53 | 0.0200 | mg/L | 1.44 | | 106 | 88.2-113 | | | | |
| Batch BK30746 - EPA 3010A | | | | | | | | | | | |
| Blank (BK30746-BLK1) | | | | | | | | | | Prepared & Analyzed: 11/15/2013 | |
| Iron - Dissolved | ND | 0.0200 | mg/L | | | | | | | | |
| Duplicate (BK30746-DUP1) | | | | | | | | | | *Source sample: 13K0431-01 (WQ111113:1410NP2-10) Prepared & Analyzed: 11/15/2013 | |
| Iron - Dissolved | 0.0357 | 0.0200 | mg/L | | 0.0350 | | | | 2.08 | 20 | |
| Matrix Spike (BK30746-MS1) | | | | | | | | | | *Source sample: 13K0431-01 (WQ111113:1410NP2-10) Prepared & Analyzed: 11/15/2013 | |
| Iron - Dissolved | 1.11 | 0.0200 | mg/L | 1.00 | 0.0350 | 108 | 75-125 | | | | |
| Reference (BK30746-SRM1) | | | | | | | | | | Prepared & Analyzed: 11/15/2013 | |
| Iron - Dissolved | 1.50 | 0.0200 | mg/L | 1.44 | | 104 | 88.2-113 | | | | |



Miscellaneous Physical Parameters - Quality Control Data
 York Analytical Laboratories, Inc.

| Analyte | Result | Reporting Limit | Units | Spike Level | Source* Result | %REC | %REC Limits | Flag | RPD | RPD Limit | Flag |
|---|--------|-----------------|-------|-------------|----------------|------|-------------|------|-----|-----------|------|
| Batch BK30757 - % Solids Prep | | | | | | | | | | | |
| Blank (BK30757-BLK1) | | | | | | | | | | | |
| Prepared: 11/15/2013 Analyzed: 11/16/2013 | | | | | | | | | | | |
| Total Dissolved Solids | ND | 1.00 | mg/L | | | | | | | | |



Volatile Analysis Sample Containers

| Lab ID | Client Sample ID | Volatile Sample Container |
|------------|---------------------|---|
| 13K0429-01 | WQ111113:1400NP2-6 | 40mL Clear Vial (pre-pres.) HCl; Cool to 4° C |
| 13K0429-02 | WQ111113:1405NP2-7 | 40mL Clear Vial (pre-pres.) HCl; Cool to 4° C |
| 13K0431-01 | WQ111113:1410NP2-10 | 40mL Clear Vial (pre-pres.) HCl; Cool to 4° C |

Notes and Definitions

| | |
|-----------|--|
| J | Detected below the Reporting Limit but greater than or equal to the Method Detection Limit (MDL/LOD) or in the case of a TIC, the result is an estimated concentration. |
| ICV-E | The value reported is ESTIMATED. The value is estimated due to its behavior during initial calibration verification (recovery exceeded 30% of expected value). |
| ND | Analyte NOT DETECTED at the stated Reporting Limit (RL) or above. |
| RL | REPORTING LIMIT - the minimum reportable value based upon the lowest point in the analyte calibration curve. |
| MDL | METHOD DETECTION LIMIT - the minimum concentration that can be measured and reported with a 99% confidence that the concentration is greater than zero. If requested or required, a value reported below the RL and above the MDL is considered estimated and is noted with a "J" flag. |
| NR | Not reported |
| RPD | Relative Percent Difference |
| Wet | The data has been reported on an as-received (wet weight) basis |
| Low Bias | Low Bias flag indicates that the recovery of the flagged analyte is below the laboratory or regulatory lower control limit. The data user should take note that this analyte may be biased low but should evaluate multiple lines of evidence including the LCS and site-specific MS/MSD data to draw bias conclusions. In cases where no site-specific MS/MSD was requested, only the LCS data can be used to evaluate such bias. |
| High Bias | High Bias flag indicates that the recovery of the flagged analyte is above the laboratory or regulatory upper control limit. The data user should take note that this analyte may be biased high but should evaluate multiple lines of evidence including the LCS and site-specific MS/MSD data to draw bias conclusions. In cases where no site-specific MS/MSD was requested, only the LCS data can be used to evaluate such bias. |
| Non-Dir. | Non-dir. flag (Non-Directional Bias) indicates that the Relative Percent Difference (RPD) (a measure of precision) among the MS and MSD data is outside the laboratory or regulatory control limit. This alerts the data user where the MS and MSD are from site-specific samples that the RPD is high due to either non-homogeneous distribution of target analyte between the MS/MSD or indicates poor reproducibility for other reasons. |

If EPA SW-846 method 8270 is included herein it is noted that the target compound N-nitrosodiphenylamine (NDPA) decomposes in the gas chromatographic inlet and cannot be separated from diphenylamine (DPA). These results could actually represent 100% DPA, 100% NDPA or some combination of the two. For this reason, York reports the combined result for n-nitrosodiphenylamine and diphenylamine for either of these compounds as a combined concentration as Diphenylamine.

If Total PCBs are detected and the target aroclors reported are "Not detected", the Total PCB value is reported due to the presence of either or both Aroclors 1262 and 1268 which are non-target aroclors for some regulatory lists.

2-chloroethylvinyl ether readily breaks down under acidic conditions. Samples that are acid preserved, including standards will exhibit breakdown. The data user should take note.

Certification for pH is no longer offered by NYDOH ELAP.

Semi-Volatile and Volatile analyses are reported down to the MDL, with values between the MDL and the RL being "J" flagged as estimated results.

Field Chain-of-Custody Record

York Project No. 13K0129

YORK
ANALYTICAL LABORATORIES, INC.
120 RESEARCH DR. STRATFORD, CT 06615
(203) 325-1371 FAX (203) 357-0166

NOTE: York's Std. Terms & Conditions are listed on the back side of this document. This document serves as your written authorization to York to proceed with the analyses requested and your signature binds you to York's Std. Terms & Conditions.

| YOUR INFORMATION | | Report To: | | Invoice To: | | YOUR PROJECT ID | | Turn-Around Time | | Report Type | | | |
|--|-----------------------|--|--|---|------------------------|---|------------|--|------------|---|--|--|--|
| Company: <u>LBG</u> | Company: <u>Same</u> | Company: <u>Same</u> | Company: <u>Reve Industries</u> | Misc. Org: | Metals: | Misc. Org: | Metals: | RUSH - Same Day | Full Lists | Summary Report <u>X</u> | Summary w/ QA Summary <u>X</u> pdf | | |
| Address: <u>4 Research Dr. Suite 301</u> | Address: _____ | Address: _____ | Address: _____ | TPH GR0 | RCRAS | TPH GR0 | RCRAS | RUSH - Next Day | Pri. Poll. | CT RCP Package | CT RCP Package | | |
| Phone No. <u>86484</u> | Phone No. _____ | Phone No. _____ | Phone No. _____ | STARS list | STARS list | STARS list | STARS list | RUSH - Two Day | TCL Opaz | CTRCP DQ/DUE Pkg | CTRCP DQ/DUE Pkg | | |
| Contact Person: <u>Tunde Sandoz</u> | Attention: _____ | Attention: _____ | Attention: _____ | BN Only | Acids Only | Acids Only | Acids Only | RUSH - Three Day | TAL MacG | NY ASP A Package | NY ASP A Package | | |
| E-Mail Address: <u>TSandoz@LBGCT.com</u> | E-Mail Address: _____ | E-Mail Address: _____ | E-Mail Address: _____ | BTEX | PAH list | PAH list | PAH list | RUSH - Four Day | Full TCLP | NY ASP B Package <u>NF2-10 only</u> pdf. | NY ASP B Package <u>NF2-10 only</u> pdf. | | |
| <p>Print Clearly and Legibly. All Information must be complete. Samples will NOT be logged in and the turn-around time clock will not begin until any questions by York are resolved.</p> | | <p>Matrix Codes</p> <p>S - soil Other - specify (oil, etc) WW - wastewater GW - groundwater DW - drinking water Air-A - ambient air Air-SV - soil vapor</p> | | <p>Volatiles</p> <p>8260 full TICs 624 Site Spec Nassaw Co. Suffolk Co. Ketones Oxygenates TCL list TAGM list TCLP list CT RCP list Arom. only 502.2 Halog. only NUDEP list App. IX SRLP/TCLP TCLP BNA 608 PCB SRLP/TCLP</p> | | <p>Semi-Volatiles</p> <p>8270 or 625 8082PCB 8081Pest 8151Herb CT RCP App. IX Site Spec. SRLP/TCLP TCLP Pest TCLP Herb Chloridane App. IX SRLP/TCLP TCLP BNA 608 PCB SRLP/TCLP</p> | | <p>Metals</p> <p>TPH DR0 PP13 list TAL CT15 list TAGM list NUDEP list Dissolved SRLP/TCLP Lead/Alkals LIST Below Heliogen</p> | | <p>Misc.</p> <p>Cerrosity Reactivity Ignitability Flash Point State Anal. Site Anal. Par 360 Route Hexamethyls TOX Par 360 ISTULB. Par 360 Aromatic Tox NYCDEP TOC NYSDEC Asbestos TAGM SILICA</p> | | <p>Standard(5-7 Days) <input checked="" type="checkbox"/></p> | |
| <p>Signature Collected/Authorized By (Signature)</p> <p><u>STEPHEN TUNAJ</u> Name (printed)</p> | | <p>Choose Analyses Needed from the Menu Above and Enter Below</p> <p>Fe by EPA 800.7 Fe, Dissolved by EPA 6010 (SW 846-0108) / VOCs, P260 list (EPA SW 846-8260b) plus from 13 Fe by EPA 800.7 Fe, Dissolved by EPA 6010 (SW 846-0108) / VOCs P260 list (EPA SW 846-8260b) plus from 13 / TDS (SH 2540c)</p> | | <p>4°C _____ Frozen _____ HCl _____ ZnAc _____ MeOH _____ Ascorbic Acid _____ HNO₃ _____ H₂SO₄ _____ NaOH _____</p> | | <p>Temperature on Receipt <u>4.4°C</u></p> | | | | | | | |
| Sample Identification | Date Sampled | Sample Matrix | Choose Analyses Needed from the Menu Above and Enter Below | Container Description(s) | Temperature on Receipt | | | | | | | | |
| <u>W211113.1400 NP2-16</u> | <u>11/11/13 1400</u> | <u>GW</u> | | <u>3: 2P</u> | <u>4.4°C</u> | | | | | | | | |
| <u>W211113.1405 NP2-7</u> | <u>1405</u> | <u>GW</u> | | <u>3: 2P</u> | | | | | | | | | |
| <u>W211113.1410 NP2-10</u> | <u>1410</u> | <u>GW</u> | | <u>3: 3P</u> | | | | | | | | | |
| <p>Comments</p> <p>Samples Relinquished By: _____ Date/Time: _____</p> <p>Samples Relinquished By: <u>Cherie</u> Date/Time: <u>11-13-13 13:25</u></p> <p>Samples Received By: <u>Z. Schmek</u> Date/Time: <u>11/13/13</u></p> <p>Samples Received in L.A.B. by: _____ Date/Time: <u>1400</u></p> | | | | | | | | | | | | | |

YORK

ANALYTICAL LABORATORIES, INC.
 120 RESEARCH DR. STRATFORD, CT 06615
 (203) 325-1371 FAX (203) 357-0166

Field Chain-of-Custody Record

Page 1 of 1


NOTE: York's Std. Terms & Conditions are listed on the back side of this document. This document serves as your written authorization to York to proceed with the analyses requested and your signature binds you to York's Std. Terms & Conditions.

York Project No. 13K013

| | | | | | | | | | | | |
|--|--|--|--|--|--|---|--|--|--|--|--|
| YOUR Information Company: <u>LBG</u> Address: <u>4 Research Dr. Suite 301</u> <u>Shelton, CT 06484</u> Phone No. <u>203-929-8555</u> Contact Person: <u>Tunde Sander</u> E-Mail Address: <u>TSander@LBGCT.com</u> | | Report To: Company: <u>Same</u> Address: _____ Phone No. _____ Attention: _____ E-Mail Address: _____ | | Invoice To: Company: <u>Same</u> Address: _____ Phone No. _____ Attention: _____ E-Mail Address: _____ | | YOUR Project ID Metals: _____ RCKA8 _____ PP13 list _____ TAL _____ CT15 list _____ TAGM list _____ NIDEP list _____ Total _____ Dissolved _____ SFLP or TCLP _____ TCLP Herb _____ Chloroform _____ 608 Pest _____ SFLP or TCLP _____ BNA _____ SFLP or TCLP _____ 608 PCB _____ Heliobin _____ | | Turn-Around Time RUSH - Same Day <input type="checkbox"/> RUSH - Next Day <input type="checkbox"/> RUSH - Two Day <input type="checkbox"/> RUSH - Three Day <input type="checkbox"/> RUSH - Four Day <input type="checkbox"/> Standard (5-7 Days) <input checked="" type="checkbox"/> | | Report Type Summary Report <input checked="" type="checkbox"/> <u>pdf</u> Summary w/ QA Summary <input checked="" type="checkbox"/> <u>pdf</u> CT RCP Package <input type="checkbox"/> CT RCP DQ/DUE Pkg <input type="checkbox"/> NY ASP A Package <input type="checkbox"/> NY ASP B Package <input type="checkbox"/> <u>NP2-10 only</u> NIDEP Red. Deliv. <input type="checkbox"/> Electronic Data Deliverables (EDD) <input type="checkbox"/> Simple Excel <input checked="" type="checkbox"/> <u>X</u> NYSDEC EQUIS _____ EQUIS (std) _____ EZ-EDD (EQUIS) _____ NIDEP SRP HazSite EDD _____ GIS/KEY (std) _____ Other _____ York Regulatory Comparison _____ Excel Spreadsheet _____ Compare to the following Regs. (please fill in): _____ | |
| Matrix Codes S - soil Other - specify (oil, etc) WW - wastewater GW - groundwater DW - drinking water Air-A - ambient air Air-SV - soil vapor | | Sample Matrix GW GW GW | | Date Sampled 11/11/13 1400 1405 1410 | | Sample Identification WJ11113: 1400 NP2-6 WJ11113: 1405 NP2-7 WJ11113: 1410 NP2-10 | | Choose Analyses Needed from the Menu Above and Enter Below Fe by EPA 800.7 Fe, Dissolved by EPA 8010 (SW 846-8010) / POCs, P260 List (EPA SW 846-8060) plus H-con. 13 Fe by EPA 800.7 Fe, Dissolved by EPA 8010 (SW 846-8010) / POCs, P260 List (EPA SW 846-8060) plus H-con. 13 / TOS (9H 25-40 C) | | Container Description(s) 3x 2P 3x 2P 3x 3P | |
| Comments Preservation Check (use applicable) _____ Special Instructions _____ Field Filled <input type="checkbox"/> Lab to Filter <input type="checkbox"/> | | 4°C _____ Frozen _____ HCl _____ MeOH _____ HNO ₃ _____ ZnAc _____ Ascorbic Acid _____ NaOH _____ Other _____ | | Samples Relinquished By: <u>[Signature]</u> Date/Time: <u>11/13/13 1320</u> Samples Relinquished By: <u>[Signature]</u> Date/Time: <u>11/13/13 1325</u> | | Samples Received By: <u>Cherie</u> Date/Time: <u>11-15-13 13:25</u> Samples Received in Lab by: <u>Z. Schwed</u> Date/Time: <u>11/13/13 1600</u> | | Temperature on Receipt: <u>4.4°C</u> | | | |

Print Clearly and Legibly. All Information must be completed. Samples will NOT be logged in and the turn-around time clock will not begin until any questions by York are resolved.

Samples Collected/Authorized By (Signature): [Signature]
 Name (printed): STEPHEN ANAT



Technical Report

prepared for:

Leggette Brashears & Graham Shelton Office
4 Research Drive, Suite 301
Shelton CT, 06484
Attention: Tunde Komuves-Sandor

Report Date: 11/26/2013
Client Project ID: Rowe Industries
York Project (SDG) No.: 13K0729

CT Cert. No. PH-0723

New Jersey Cert. No. CT-005



New York Cert. No. 10854

PA Cert. No. 68-04440

Table of Contents

| | |
|---|----|
| Introduction and Sample Cross Reference | 3 |
| General Notes Relating to this Report | 3 |
| Sample Results | 4 |
| WQ111813:1000NP2-6 | 4 |
| Volatile Organic Compounds by GC/MS | 4 |
| Metals by ICP | 6 |
| WQ111813:1005NP2-7 | 6 |
| Volatile Organic Compounds by GC/MS | 6 |
| Metals by ICP | 9 |
| WQ111813:1010NP2-10 | 9 |
| Volatile Organic Compounds by GC/MS | 9 |
| Metals by ICP | 11 |
| Miscellaneous Physical Parameters | 12 |
| Quality Batch Summary | 13 |
| QA/QC Summary Data | 14 |
| Volatile Organic Compounds by GC/MS EPA 8260C | 14 |
| Metals by ICP EPA 6010C | 19 |
| Miscellaneous Physical Parameters SM 2540C | 20 |
| Notes and Specific Data Flags | 21 |
| Chain-of-Custody | 22 |
| Chain-of-Custody | 23 |

Report Date: 11/26/2013
 Client Project ID: Rowe Industries
 York Project (SDG) No.: 13K0729

Leggette Brashears & Graham Shelton Office
 4 Research Drive, Suite 301
 Shelton CT, 06484
 Attention: Tunde Komuves-Sandor

Purpose and Results

This report contains the analytical data for the sample(s) identified on the attached chain-of-custody received in our laboratory on November 20, 2013 and listed below. The project was identified as your project: **Rowe Industries**.

The analyses were conducted utilizing appropriate EPA, Standard Methods, and ASTM methods as detailed in the data summary tables.

All samples were received in proper condition meeting the customary acceptance requirements for environmental samples except those indicated under the Notes section of this report.

All analyses met the method and laboratory standard operating procedure requirements except as indicated by any data flags, the meaning of which are explained in the attachment to this report, and case narrative if applicable.

The results of the analyses, which are all reported on dry weight basis (soils) unless otherwise noted, are detailed in the following pages.

Please contact Client Services at 203.325.1371 with any questions regarding this report.

| <u>York Sample ID</u> | <u>Client Sample ID</u> | <u>Matrix</u> | <u>Date Collected</u> | <u>Date Received</u> |
|-----------------------|-------------------------|---------------|-----------------------|----------------------|
| 13K0729-01 | WQ111813:1000NP2-6 | Water | 11/18/2013 | 11/20/2013 |
| 13K0729-02 | WQ111813:1005NP2-7 | Water | 11/18/2013 | 11/20/2013 |
| 13K0730-01 | WQ111813:1010NP2-10 | Water | 11/18/2013 | 11/20/2013 |

General Notes for York Project (SDG) No.: 13K0729

1. The RLs and MDLs (Reporting Limit and Method Detection Limit respectively) reported are adjusted for any dilution necessary due to the levels of target and/or non-target analytes and matrix interference. The RL(REPORTING LIMIT) is based upon the lowest standard utilized for the calibration where applicable.
2. Samples are retained for a period of thirty days after submittal of report, unless other arrangements are made.
3. York's liability for the above data is limited to the dollar value paid to York for the referenced project.
4. This report shall not be reproduced without the written approval of York Analytical Laboratories, Inc.
5. All samples were received in proper condition for analysis with proper documentation, unless otherwise noted.
6. All analyses conducted met method or Laboratory SOP requirements. See the Qualifiers and/or Narrative sections for further information.
7. It is noted that no analyses reported herein were subcontracted to another laboratory, unless noted in the report.
8. This report reflects results that relate only to the samples submitted on the attached chain-of-custody form(s) received by York.


Approved By:



Benjamin Gulizia
 Laboratory Director

Date: 11/26/2013





Sample Information

Client Sample ID: WQ111813:1000NP2-6

York Sample ID: 13K0729-01

York Project (SDG) No.
13K0729

Client Project ID
Rowe Industries

Matrix
Water

Collection Date/Time
November 18, 2013 10:00 am

Date Received
11/20/2013

Volatile Organics, 8260 List - Low Level

Log-in Notes:

Sample Notes:

Sample Prepared by Method: EPA 5030B

| CAS No. | Parameter | Result | Flag | Units | MDL | RL | Dilution | Reference Method | Date/Time Prepared | Date/Time Analyzed | Analyst |
|----------|---|--------|------|-------|------|------|----------|------------------|--------------------|--------------------|---------|
| 630-20-6 | 1,1,1,2-Tetrachloroethane | ND | | ug/L | 0.20 | 0.50 | 1 | EPA 8260C | 11/23/2013 15:10 | 11/24/2013 02:28 | BK |
| 71-55-6 | 1,1,1-Trichloroethane | 0.39 | J | ug/L | 0.20 | 0.50 | 1 | EPA 8260C | 11/23/2013 15:10 | 11/24/2013 02:28 | BK |
| 79-34-5 | 1,1,2,2-Tetrachloroethane | ND | | ug/L | 0.20 | 0.50 | 1 | EPA 8260C | 11/23/2013 15:10 | 11/24/2013 02:28 | BK |
| 76-13-1 | 1,1,2-Trichloro-1,2,2-trifluoroethane (Freon 113) | ND | | ug/L | 0.20 | 0.50 | 1 | EPA 8260C | 11/23/2013 15:10 | 11/24/2013 02:28 | BK |
| 79-00-5 | 1,1,2-Trichloroethane | ND | | ug/L | 0.20 | 0.50 | 1 | EPA 8260C | 11/23/2013 15:10 | 11/24/2013 02:28 | BK |
| 75-34-3 | 1,1-Dichloroethane | ND | | ug/L | 0.20 | 0.50 | 1 | EPA 8260C | 11/23/2013 15:10 | 11/24/2013 02:28 | BK |
| 75-35-4 | 1,1-Dichloroethylene | ND | | ug/L | 0.20 | 0.50 | 1 | EPA 8260C | 11/23/2013 15:10 | 11/24/2013 02:28 | BK |
| 563-58-6 | 1,1-Dichloropropylene | ND | | ug/L | 0.20 | 0.50 | 1 | EPA 8260C | 11/23/2013 15:10 | 11/24/2013 02:28 | BK |
| 87-61-6 | 1,2,3-Trichlorobenzene | ND | | ug/L | 0.20 | 0.50 | 1 | EPA 8260C | 11/23/2013 15:10 | 11/24/2013 02:28 | BK |
| 96-18-4 | 1,2,3-Trichloropropane | ND | | ug/L | 0.20 | 0.50 | 1 | EPA 8260C | 11/23/2013 15:10 | 11/24/2013 02:28 | BK |
| 120-82-1 | 1,2,4-Trichlorobenzene | ND | | ug/L | 0.20 | 0.50 | 1 | EPA 8260C | 11/23/2013 15:10 | 11/24/2013 02:28 | BK |
| 95-63-6 | 1,2,4-Trimethylbenzene | ND | | ug/L | 0.20 | 0.50 | 1 | EPA 8260C | 11/23/2013 15:10 | 11/24/2013 02:28 | BK |
| 96-12-8 | 1,2-Dibromo-3-chloropropane | ND | | ug/L | 0.20 | 0.50 | 1 | EPA 8260C | 11/23/2013 15:10 | 11/24/2013 02:28 | BK |
| 106-93-4 | 1,2-Dibromoethane | ND | | ug/L | 0.20 | 0.50 | 1 | EPA 8260C | 11/23/2013 15:10 | 11/24/2013 02:28 | BK |
| 95-50-1 | 1,2-Dichlorobenzene | ND | | ug/L | 0.20 | 0.50 | 1 | EPA 8260C | 11/23/2013 15:10 | 11/24/2013 02:28 | BK |
| 107-06-2 | 1,2-Dichloroethane | ND | | ug/L | 0.20 | 0.50 | 1 | EPA 8260C | 11/23/2013 15:10 | 11/24/2013 02:28 | BK |
| 78-87-5 | 1,2-Dichloropropane | ND | | ug/L | 0.20 | 0.50 | 1 | EPA 8260C | 11/23/2013 15:10 | 11/24/2013 02:28 | BK |
| 108-67-8 | 1,3,5-Trimethylbenzene | ND | | ug/L | 0.20 | 0.50 | 1 | EPA 8260C | 11/23/2013 15:10 | 11/24/2013 02:28 | BK |
| 541-73-1 | 1,3-Dichlorobenzene | ND | | ug/L | 0.20 | 0.50 | 1 | EPA 8260C | 11/23/2013 15:10 | 11/24/2013 02:28 | BK |
| 142-28-9 | 1,3-Dichloropropane | ND | | ug/L | 0.20 | 0.50 | 1 | EPA 8260C | 11/23/2013 15:10 | 11/24/2013 02:28 | BK |
| 106-46-7 | 1,4-Dichlorobenzene | ND | | ug/L | 0.20 | 0.50 | 1 | EPA 8260C | 11/23/2013 15:10 | 11/24/2013 02:28 | BK |
| 594-20-7 | 2,2-Dichloropropane | ND | | ug/L | 0.20 | 0.50 | 1 | EPA 8260C | 11/23/2013 15:10 | 11/24/2013 02:28 | BK |
| 95-49-8 | 2-Chlorotoluene | ND | | ug/L | 0.20 | 0.50 | 1 | EPA 8260C | 11/23/2013 15:10 | 11/24/2013 02:28 | BK |
| 591-78-6 | 2-Hexanone | ND | | ug/L | 0.20 | 0.50 | 1 | EPA 8260C | 11/23/2013 15:10 | 11/24/2013 02:28 | BK |
| 106-43-4 | 4-Chlorotoluene | ND | | ug/L | 0.20 | 0.50 | 1 | EPA 8260C | 11/23/2013 15:10 | 11/24/2013 02:28 | BK |
| 67-64-1 | Acetone | ND | | ug/L | 1.0 | 2.0 | 1 | EPA 8260C | 11/23/2013 15:10 | 11/24/2013 02:28 | BK |
| 71-43-2 | Benzene | ND | | ug/L | 0.20 | 0.50 | 1 | EPA 8260C | 11/23/2013 15:10 | 11/24/2013 02:28 | BK |
| 108-86-1 | Bromobenzene | ND | | ug/L | 0.20 | 0.50 | 1 | EPA 8260C | 11/23/2013 15:10 | 11/24/2013 02:28 | BK |
| 74-97-5 | Bromochloromethane | ND | | ug/L | 0.20 | 0.50 | 1 | EPA 8260C | 11/23/2013 15:10 | 11/24/2013 02:28 | BK |
| 75-27-4 | Bromodichloromethane | ND | | ug/L | 0.20 | 0.50 | 1 | EPA 8260C | 11/23/2013 15:10 | 11/24/2013 02:28 | BK |



Sample Information

Client Sample ID: WQ111813:1000NP2-6

York Sample ID: 13K0729-01

York Project (SDG) No.

Client Project ID

Matrix

Collection Date/Time

Date Received

13K0729

Rowe Industries

Water

November 18, 2013 10:00 am

11/20/2013

Volatile Organics, 8260 List - Low Level

Log-in Notes:

Sample Notes:

Sample Prepared by Method: EPA 5030B

| CAS No. | Parameter | Result | Flag | Units | MDL | RL | Dilution | Reference Method | Date/Time Prepared | Date/Time Analyzed | Analyst |
|-------------|--------------------------------|-------------|-------------|-------|------|------|----------|------------------|--------------------|--------------------|---------|
| 75-25-2 | Bromoform | ND | | ug/L | 0.20 | 0.50 | 1 | EPA 8260C | 11/23/2013 15:10 | 11/24/2013 02:28 | BK |
| 74-83-9 | Bromomethane | ND | | ug/L | 0.20 | 0.50 | 1 | EPA 8260C | 11/23/2013 15:10 | 11/24/2013 02:28 | BK |
| 56-23-5 | Carbon tetrachloride | ND | | ug/L | 0.20 | 0.50 | 1 | EPA 8260C | 11/23/2013 15:10 | 11/24/2013 02:28 | BK |
| 108-90-7 | Chlorobenzene | ND | | ug/L | 0.20 | 0.50 | 1 | EPA 8260C | 11/23/2013 15:10 | 11/24/2013 02:28 | BK |
| 75-00-3 | Chloroethane | ND | | ug/L | 0.20 | 0.50 | 1 | EPA 8260C | 11/23/2013 15:10 | 11/24/2013 02:28 | BK |
| 67-66-3 | Chloroform | ND | | ug/L | 0.20 | 0.50 | 1 | EPA 8260C | 11/23/2013 15:10 | 11/24/2013 02:28 | BK |
| 74-87-3 | Chloromethane | ND | | ug/L | 0.20 | 0.50 | 1 | EPA 8260C | 11/23/2013 15:10 | 11/24/2013 02:28 | BK |
| 156-59-2 | cis-1,2-Dichloroethylene | 0.34 | CCV-E, J | ug/L | 0.20 | 0.50 | 1 | EPA 8260C | 11/23/2013 15:10 | 11/24/2013 02:28 | BK |
| 10061-01-5 | cis-1,3-Dichloropropylene | ND | | ug/L | 0.20 | 0.50 | 1 | EPA 8260C | 11/23/2013 15:10 | 11/24/2013 02:28 | BK |
| 124-48-1 | Dibromochloromethane | ND | | ug/L | 0.20 | 0.50 | 1 | EPA 8260C | 11/23/2013 15:10 | 11/24/2013 02:28 | BK |
| 74-95-3 | Dibromomethane | ND | | ug/L | 0.20 | 0.50 | 1 | EPA 8260C | 11/23/2013 15:10 | 11/24/2013 02:28 | BK |
| 75-71-8 | Dichlorodifluoromethane | ND | | ug/L | 0.20 | 0.50 | 1 | EPA 8260C | 11/23/2013 15:10 | 11/24/2013 02:28 | BK |
| 100-41-4 | Ethyl Benzene | ND | | ug/L | 0.20 | 0.50 | 1 | EPA 8260C | 11/23/2013 15:10 | 11/24/2013 02:28 | BK |
| 87-68-3 | Hexachlorobutadiene | ND | | ug/L | 0.20 | 0.50 | 1 | EPA 8260C | 11/23/2013 15:10 | 11/24/2013 02:28 | BK |
| 98-82-8 | Isopropylbenzene | ND | | ug/L | 0.20 | 0.50 | 1 | EPA 8260C | 11/23/2013 15:10 | 11/24/2013 02:28 | BK |
| 1634-04-4 | Methyl tert-butyl ether (MTBE) | ND | | ug/L | 0.20 | 0.50 | 1 | EPA 8260C | 11/23/2013 15:10 | 11/24/2013 02:28 | BK |
| 75-09-2 | Methylene chloride | ND | | ug/L | 1.0 | 2.0 | 1 | EPA 8260C | 11/23/2013 15:10 | 11/24/2013 02:28 | BK |
| 91-20-3 | Naphthalene | ND | | ug/L | 1.0 | 2.0 | 1 | EPA 8260C | 11/23/2013 15:10 | 11/24/2013 02:28 | BK |
| 104-51-8 | n-Butylbenzene | ND | | ug/L | 0.20 | 0.50 | 1 | EPA 8260C | 11/23/2013 15:10 | 11/24/2013 02:28 | BK |
| 103-65-1 | n-Propylbenzene | ND | | ug/L | 0.20 | 0.50 | 1 | EPA 8260C | 11/23/2013 15:10 | 11/24/2013 02:28 | BK |
| 95-47-6 | o-Xylene | ND | | ug/L | 0.20 | 0.50 | 1 | EPA 8260C | 11/23/2013 15:10 | 11/24/2013 02:28 | BK |
| 179601-23-1 | p- & m- Xylenes | ND | | ug/L | 0.50 | 1.0 | 1 | EPA 8260C | 11/23/2013 15:10 | 11/24/2013 02:28 | BK |
| 99-87-6 | p-Isopropyltoluene | ND | | ug/L | 0.20 | 0.50 | 1 | EPA 8260C | 11/23/2013 15:10 | 11/24/2013 02:28 | BK |
| 135-98-8 | sec-Butylbenzene | ND | | ug/L | 0.20 | 0.50 | 1 | EPA 8260C | 11/23/2013 15:10 | 11/24/2013 02:28 | BK |
| 100-42-5 | Styrene | ND | | ug/L | 0.20 | 0.50 | 1 | EPA 8260C | 11/23/2013 15:10 | 11/24/2013 02:28 | BK |
| 98-06-6 | tert-Butylbenzene | ND | | ug/L | 0.20 | 0.50 | 1 | EPA 8260C | 11/23/2013 15:10 | 11/24/2013 02:28 | BK |
| 127-18-4 | Tetrachloroethylene | 0.86 | | ug/L | 0.20 | 0.50 | 1 | EPA 8260C | 11/23/2013 15:10 | 11/24/2013 02:28 | BK |
| 108-88-3 | Toluene | ND | | ug/L | 0.20 | 0.50 | 1 | EPA 8260C | 11/23/2013 15:10 | 11/24/2013 02:28 | BK |
| 156-60-5 | trans-1,2-Dichloroethylene | ND | | ug/L | 0.20 | 0.50 | 1 | EPA 8260C | 11/23/2013 15:10 | 11/24/2013 02:28 | BK |
| 10061-02-6 | trans-1,3-Dichloropropylene | ND | | ug/L | 0.20 | 0.50 | 1 | EPA 8260C | 11/23/2013 15:10 | 11/24/2013 02:28 | BK |
| 79-01-6 | Trichloroethylene | 0.23 | J | ug/L | 0.20 | 0.50 | 1 | EPA 8260C | 11/23/2013 15:10 | 11/24/2013 02:28 | BK |



Sample Information

Client Sample ID: WQ111813:1000NP2-6

York Sample ID: 13K0729-01

York Project (SDG) No.

Client Project ID

Matrix

Collection Date/Time

Date Received

13K0729

Rowe Industries

Water

November 18, 2013 10:00 am

11/20/2013

Volatile Organics, 8260 List - Low Level

Log-in Notes:

Sample Notes:

Sample Prepared by Method: EPA 5030B

| CAS No. | Parameter | Result | Flag | Units | MDL | RL | Dilution | Reference Method | Date/Time Prepared | Date/Time Analyzed | Analyst |
|-----------------------------|----------------------------------|---------------|------|-------|-------------------------|------|----------|------------------|--------------------|--------------------|---------|
| 75-69-4 | Trichlorofluoromethane | ND | | ug/L | 0.20 | 0.50 | 1 | EPA 8260C | 11/23/2013 15:10 | 11/24/2013 02:28 | BK |
| 75-01-4 | Vinyl Chloride | ND | | ug/L | 0.50 | 0.50 | 1 | EPA 8260C | 11/23/2013 15:10 | 11/24/2013 02:28 | BK |
| 1330-20-7 | Xylenes, Total | ND | | ug/L | 0.60 | 1.5 | 1 | EPA 8260C | 11/23/2013 15:10 | 11/24/2013 02:28 | BK |
| Surrogate Recoveries | | Result | | | Acceptance Range | | | | | | |
| 17060-07-0 | Surrogate: 1,2-Dichloroethane-d4 | 107 % | | | 79-133 | | | | | | |
| 460-00-4 | Surrogate: p-Bromofluorobenzene | 85.8 % | | | 65-133 | | | | | | |
| 2037-26-5 | Surrogate: Toluene-d8 | 105 % | | | 80-123 | | | | | | |

Iron by EPA 200.7

Log-in Notes:

Sample Notes:

Sample Prepared by Method: EPA 3010A

| CAS No. | Parameter | Result | Flag | Units | MDL | RL | Dilution | Reference Method | Date/Time Prepared | Date/Time Analyzed | Analyst |
|-----------|-----------|--------|------|-------|--------|--------|----------|------------------|--------------------|--------------------|---------|
| 7439-89-6 | Iron | 1.32 | | mg/L | 0.0146 | 0.0200 | 1 | EPA 200.7 | 11/21/2013 14:11 | 11/21/2013 20:45 | MW |

Iron, Dissolved by EPA 6010

Log-in Notes:

Sample Notes:

Sample Prepared by Method: EPA 3010A

| CAS No. | Parameter | Result | Flag | Units | MDL | RL | Dilution | Reference Method | Date/Time Prepared | Date/Time Analyzed | Analyst |
|-----------|-----------|--------|------|-------|--------|--------|----------|------------------|--------------------|--------------------|---------|
| 7439-89-6 | Iron | ND | | mg/L | 0.0200 | 0.0200 | 1 | EPA 6010C | 11/21/2013 14:04 | 11/21/2013 16:55 | MW |

Sample Information

Client Sample ID: WQ111813:1005NP2-7

York Sample ID: 13K0729-02

York Project (SDG) No.

Client Project ID

Matrix

Collection Date/Time

Date Received

13K0729

Rowe Industries

Water

November 18, 2013 10:05 am

11/20/2013

Volatile Organics, 8260 List - Low Level

Log-in Notes:

Sample Notes:

Sample Prepared by Method: EPA 5030B

| CAS No. | Parameter | Result | Flag | Units | MDL | RL | Dilution | Reference Method | Date/Time Prepared | Date/Time Analyzed | Analyst |
|----------|---|--------|------|-------|------|------|----------|------------------|--------------------|--------------------|---------|
| 630-20-6 | 1,1,1,2-Tetrachloroethane | ND | | ug/L | 0.20 | 0.50 | 1 | EPA 8260C | 11/23/2013 15:10 | 11/24/2013 03:08 | BK |
| 71-55-6 | 1,1,1-Trichloroethane | ND | | ug/L | 0.20 | 0.50 | 1 | EPA 8260C | 11/23/2013 15:10 | 11/24/2013 03:08 | BK |
| 79-34-5 | 1,1,2,2-Tetrachloroethane | ND | | ug/L | 0.20 | 0.50 | 1 | EPA 8260C | 11/23/2013 15:10 | 11/24/2013 03:08 | BK |
| 76-13-1 | 1,1,2-Trichloro-1,2,2-trifluoroethane (Freon 113) | ND | | ug/L | 0.20 | 0.50 | 1 | EPA 8260C | 11/23/2013 15:10 | 11/24/2013 03:08 | BK |
| 79-00-5 | 1,1,2-Trichloroethane | ND | | ug/L | 0.20 | 0.50 | 1 | EPA 8260C | 11/23/2013 15:10 | 11/24/2013 03:08 | BK |
| 75-34-3 | 1,1-Dichloroethane | ND | | ug/L | 0.20 | 0.50 | 1 | EPA 8260C | 11/23/2013 15:10 | 11/24/2013 03:08 | BK |



Sample Information

Client Sample ID: WQ111813:1005NP2-7

York Sample ID: 13K0729-02

York Project (SDG) No.
Client Project ID
Matrix
Collection Date/Time
Date Received

13K0729

Rowe Industries

Water


November 18, 2013 10:05 am

11/20/2013

Volatile Organics, 8260 List - Low Level
Log-in Notes:
Sample Notes:

Sample Prepared by Method: EPA 5030B

| CAS No. | Parameter | Result | Flag | Units | MDL | RL | Dilution | Reference Method | Date/Time Prepared | Date/Time Analyzed | Analyst |
|----------|-----------------------------|--------|------|-------|------|------|----------|------------------|--------------------|--------------------|---------|
| 75-35-4 | 1,1-Dichloroethylene | ND | | ug/L | 0.20 | 0.50 | 1 | EPA 8260C | 11/23/2013 15:10 | 11/24/2013 03:08 | BK |
| 563-58-6 | 1,1-Dichloropropylene | ND | | ug/L | 0.20 | 0.50 | 1 | EPA 8260C | 11/23/2013 15:10 | 11/24/2013 03:08 | BK |
| 87-61-6 | 1,2,3-Trichlorobenzene | ND | | ug/L | 0.20 | 0.50 | 1 | EPA 8260C | 11/23/2013 15:10 | 11/24/2013 03:08 | BK |
| 96-18-4 | 1,2,3-Trichloropropane | ND | | ug/L | 0.20 | 0.50 | 1 | EPA 8260C | 11/23/2013 15:10 | 11/24/2013 03:08 | BK |
| 120-82-1 | 1,2,4-Trichlorobenzene | ND | | ug/L | 0.20 | 0.50 | 1 | EPA 8260C | 11/23/2013 15:10 | 11/24/2013 03:08 | BK |
| 95-63-6 | 1,2,4-Trimethylbenzene | ND | | ug/L | 0.20 | 0.50 | 1 | EPA 8260C | 11/23/2013 15:10 | 11/24/2013 03:08 | BK |
| 96-12-8 | 1,2-Dibromo-3-chloropropane | ND | | ug/L | 0.20 | 0.50 | 1 | EPA 8260C | 11/23/2013 15:10 | 11/24/2013 03:08 | BK |
| 106-93-4 | 1,2-Dibromoethane | ND | | ug/L | 0.20 | 0.50 | 1 | EPA 8260C | 11/23/2013 15:10 | 11/24/2013 03:08 | BK |
| 95-50-1 | 1,2-Dichlorobenzene | ND | | ug/L | 0.20 | 0.50 | 1 | EPA 8260C | 11/23/2013 15:10 | 11/24/2013 03:08 | BK |
| 107-06-2 | 1,2-Dichloroethane | ND | | ug/L | 0.20 | 0.50 | 1 | EPA 8260C | 11/23/2013 15:10 | 11/24/2013 03:08 | BK |
| 78-87-5 | 1,2-Dichloropropane | ND | | ug/L | 0.20 | 0.50 | 1 | EPA 8260C | 11/23/2013 15:10 | 11/24/2013 03:08 | BK |
| 108-67-8 | 1,3,5-Trimethylbenzene | ND | | ug/L | 0.20 | 0.50 | 1 | EPA 8260C | 11/23/2013 15:10 | 11/24/2013 03:08 | BK |
| 541-73-1 | 1,3-Dichlorobenzene | ND | | ug/L | 0.20 | 0.50 | 1 | EPA 8260C | 11/23/2013 15:10 | 11/24/2013 03:08 | BK |
| 142-28-9 | 1,3-Dichloropropane | ND | | ug/L | 0.20 | 0.50 | 1 | EPA 8260C | 11/23/2013 15:10 | 11/24/2013 03:08 | BK |
| 106-46-7 | 1,4-Dichlorobenzene | ND | | ug/L | 0.20 | 0.50 | 1 | EPA 8260C | 11/23/2013 15:10 | 11/24/2013 03:08 | BK |
| 594-20-7 | 2,2-Dichloropropane | ND | | ug/L | 0.20 | 0.50 | 1 | EPA 8260C | 11/23/2013 15:10 | 11/24/2013 03:08 | BK |
| 95-49-8 | 2-Chlorotoluene | ND | | ug/L | 0.20 | 0.50 | 1 | EPA 8260C | 11/23/2013 15:10 | 11/24/2013 03:08 | BK |
| 591-78-6 | 2-Hexanone | ND | | ug/L | 0.20 | 0.50 | 1 | EPA 8260C | 11/23/2013 15:10 | 11/24/2013 03:08 | BK |
| 106-43-4 | 4-Chlorotoluene | ND | | ug/L | 0.20 | 0.50 | 1 | EPA 8260C | 11/23/2013 15:10 | 11/24/2013 03:08 | BK |
| 67-64-1 | Acetone | ND | | ug/L | 1.0 | 2.0 | 1 | EPA 8260C | 11/23/2013 15:10 | 11/24/2013 03:08 | BK |
| 71-43-2 | Benzene | ND | | ug/L | 0.20 | 0.50 | 1 | EPA 8260C | 11/23/2013 15:10 | 11/24/2013 03:08 | BK |
| 108-86-1 | Bromobenzene | ND | | ug/L | 0.20 | 0.50 | 1 | EPA 8260C | 11/23/2013 15:10 | 11/24/2013 03:08 | BK |
| 74-97-5 | Bromochloromethane | ND | | ug/L | 0.20 | 0.50 | 1 | EPA 8260C | 11/23/2013 15:10 | 11/24/2013 03:08 | BK |
| 75-27-4 | Bromodichloromethane | ND | | ug/L | 0.20 | 0.50 | 1 | EPA 8260C | 11/23/2013 15:10 | 11/24/2013 03:08 | BK |
| 75-25-2 | Bromoform | ND | | ug/L | 0.20 | 0.50 | 1 | EPA 8260C | 11/23/2013 15:10 | 11/24/2013 03:08 | BK |
| 74-83-9 | Bromomethane | ND | | ug/L | 0.20 | 0.50 | 1 | EPA 8260C | 11/23/2013 15:10 | 11/24/2013 03:08 | BK |
| 56-23-5 | Carbon tetrachloride | ND | | ug/L | 0.20 | 0.50 | 1 | EPA 8260C | 11/23/2013 15:10 | 11/24/2013 03:08 | BK |
| 108-90-7 | Chlorobenzene | ND | | ug/L | 0.20 | 0.50 | 1 | EPA 8260C | 11/23/2013 15:10 | 11/24/2013 03:08 | BK |
| 75-00-3 | Chloroethane | ND | | ug/L | 0.20 | 0.50 | 1 | EPA 8260C | 11/23/2013 15:10 | 11/24/2013 03:08 | BK |
| 67-66-3 | Chloroform | ND | | ug/L | 0.20 | 0.50 | 1 | EPA 8260C | 11/23/2013 15:10 | 11/24/2013 03:08 | BK |
| 74-87-3 | Chloromethane | ND | | ug/L | 0.20 | 0.50 | 1 | EPA 8260C | 11/23/2013 15:10 | 11/24/2013 03:08 | BK |



Sample Information

Client Sample ID: WQ111813:1005NP2-7

York Sample ID: 13K0729-02

York Project (SDG) No.
Client Project ID
Matrix
Collection Date/Time
Date Received

13K0729

Rowe Industries

Water


November 18, 2013 10:05 am

11/20/2013

Volatile Organics, 8260 List - Low Level
Log-in Notes:
Sample Notes:

Sample Prepared by Method: EPA 5030B

| CAS No. | Parameter | Result | Flag | Units | MDL | RL | Dilution | Reference Method | Date/Time Prepared | Date/Time Analyzed | Analyst |
|-------------|----------------------------------|---------------|------|-------|-------------------------|------|----------|------------------|--------------------|--------------------|---------|
| 156-59-2 | cis-1,2-Dichloroethylene | ND | | ug/L | 0.20 | 0.50 | 1 | EPA 8260C | 11/23/2013 15:10 | 11/24/2013 03:08 | BK |
| 10061-01-5 | cis-1,3-Dichloropropylene | ND | | ug/L | 0.20 | 0.50 | 1 | EPA 8260C | 11/23/2013 15:10 | 11/24/2013 03:08 | BK |
| 124-48-1 | Dibromochloromethane | ND | | ug/L | 0.20 | 0.50 | 1 | EPA 8260C | 11/23/2013 15:10 | 11/24/2013 03:08 | BK |
| 74-95-3 | Dibromomethane | ND | | ug/L | 0.20 | 0.50 | 1 | EPA 8260C | 11/23/2013 15:10 | 11/24/2013 03:08 | BK |
| 75-71-8 | Dichlorodifluoromethane | ND | | ug/L | 0.20 | 0.50 | 1 | EPA 8260C | 11/23/2013 15:10 | 11/24/2013 03:08 | BK |
| 100-41-4 | Ethyl Benzene | ND | | ug/L | 0.20 | 0.50 | 1 | EPA 8260C | 11/23/2013 15:10 | 11/24/2013 03:08 | BK |
| 87-68-3 | Hexachlorobutadiene | ND | | ug/L | 0.20 | 0.50 | 1 | EPA 8260C | 11/23/2013 15:10 | 11/24/2013 03:08 | BK |
| 98-82-8 | Isopropylbenzene | ND | | ug/L | 0.20 | 0.50 | 1 | EPA 8260C | 11/23/2013 15:10 | 11/24/2013 03:08 | BK |
| 1634-04-4 | Methyl tert-butyl ether (MTBE) | ND | | ug/L | 0.20 | 0.50 | 1 | EPA 8260C | 11/23/2013 15:10 | 11/24/2013 03:08 | BK |
| 75-09-2 | Methylene chloride | ND | | ug/L | 1.0 | 2.0 | 1 | EPA 8260C | 11/23/2013 15:10 | 11/24/2013 03:08 | BK |
| 91-20-3 | Naphthalene | ND | | ug/L | 1.0 | 2.0 | 1 | EPA 8260C | 11/23/2013 15:10 | 11/24/2013 03:08 | BK |
| 104-51-8 | n-Butylbenzene | ND | | ug/L | 0.20 | 0.50 | 1 | EPA 8260C | 11/23/2013 15:10 | 11/24/2013 03:08 | BK |
| 103-65-1 | n-Propylbenzene | ND | | ug/L | 0.20 | 0.50 | 1 | EPA 8260C | 11/23/2013 15:10 | 11/24/2013 03:08 | BK |
| 95-47-6 | o-Xylene | ND | | ug/L | 0.20 | 0.50 | 1 | EPA 8260C | 11/23/2013 15:10 | 11/24/2013 03:08 | BK |
| 179601-23-1 | p- & m- Xylenes | ND | | ug/L | 0.50 | 1.0 | 1 | EPA 8260C | 11/23/2013 15:10 | 11/24/2013 03:08 | BK |
| 99-87-6 | p-Isopropyltoluene | ND | | ug/L | 0.20 | 0.50 | 1 | EPA 8260C | 11/23/2013 15:10 | 11/24/2013 03:08 | BK |
| 135-98-8 | sec-Butylbenzene | ND | | ug/L | 0.20 | 0.50 | 1 | EPA 8260C | 11/23/2013 15:10 | 11/24/2013 03:08 | BK |
| 100-42-5 | Styrene | ND | | ug/L | 0.20 | 0.50 | 1 | EPA 8260C | 11/23/2013 15:10 | 11/24/2013 03:08 | BK |
| 98-06-6 | tert-Butylbenzene | ND | | ug/L | 0.20 | 0.50 | 1 | EPA 8260C | 11/23/2013 15:10 | 11/24/2013 03:08 | BK |
| 127-18-4 | Tetrachloroethylene | ND | | ug/L | 0.20 | 0.50 | 1 | EPA 8260C | 11/23/2013 15:10 | 11/24/2013 03:08 | BK |
| 108-88-3 | Toluene | ND | | ug/L | 0.20 | 0.50 | 1 | EPA 8260C | 11/23/2013 15:10 | 11/24/2013 03:08 | BK |
| 156-60-5 | trans-1,2-Dichloroethylene | ND | | ug/L | 0.20 | 0.50 | 1 | EPA 8260C | 11/23/2013 15:10 | 11/24/2013 03:08 | BK |
| 10061-02-6 | trans-1,3-Dichloropropylene | ND | | ug/L | 0.20 | 0.50 | 1 | EPA 8260C | 11/23/2013 15:10 | 11/24/2013 03:08 | BK |
| 79-01-6 | Trichloroethylene | ND | | ug/L | 0.20 | 0.50 | 1 | EPA 8260C | 11/23/2013 15:10 | 11/24/2013 03:08 | BK |
| 75-69-4 | Trichlorofluoromethane | ND | | ug/L | 0.20 | 0.50 | 1 | EPA 8260C | 11/23/2013 15:10 | 11/24/2013 03:08 | BK |
| 75-01-4 | Vinyl Chloride | ND | | ug/L | 0.50 | 0.50 | 1 | EPA 8260C | 11/23/2013 15:10 | 11/24/2013 03:08 | BK |
| 1330-20-7 | Xylenes, Total | ND | | ug/L | 0.60 | 1.5 | 1 | EPA 8260C | 11/23/2013 15:10 | 11/24/2013 03:08 | BK |
| | Surrogate Recoveries | Result | | | Acceptance Range | | | | | | |
| 17060-07-0 | Surrogate: 1,2-Dichloroethane-d4 | 110 % | | | 79-133 | | | | | | |
| 460-00-4 | Surrogate: p-Bromofluorobenzene | 84.6 % | | | 65-133 | | | | | | |
| 2037-26-5 | Surrogate: Toluene-d8 | 103 % | | | 80-123 | | | | | | |



Sample Information

Client Sample ID: WQ111813:1005NP2-7

York Sample ID: 13K0729-02

York Project (SDG) No.

Client Project ID

Matrix

Collection Date/Time

Date Received

13K0729

Rowe Industries

Water

November 18, 2013 10:05 am

11/20/2013

Iron by EPA 200.7

Log-in Notes:

Sample Notes:

Sample Prepared by Method: EPA 3010A

| CAS No. | Parameter | Result | Flag | Units | MDL | RL | Dilution | Reference Method | Date/Time Prepared | Date/Time Analyzed | Analyst |
|-----------|-----------|--------|------|-------|--------|--------|----------|------------------|--------------------|--------------------|---------|
| 7439-89-6 | Iron | 0.814 | | mg/L | 0.0146 | 0.0200 | 1 | EPA 200.7 | 11/21/2013 14:11 | 11/21/2013 20:50 | MW |

Iron, Dissolved by EPA 6010

Log-in Notes:

Sample Notes:

Sample Prepared by Method: EPA 3010A

| CAS No. | Parameter | Result | Flag | Units | MDL | RL | Dilution | Reference Method | Date/Time Prepared | Date/Time Analyzed | Analyst |
|-----------|-----------|--------|------|-------|--------|--------|----------|------------------|--------------------|--------------------|---------|
| 7439-89-6 | Iron | 0.0857 | | mg/L | 0.0200 | 0.0200 | 1 | EPA 6010C | 11/21/2013 14:04 | 11/21/2013 17:00 | MW |

Sample Information

Client Sample ID: WQ111813:1010NP2-10

York Sample ID: 13K0730-01

York Project (SDG) No.

Client Project ID

Matrix

Collection Date/Time

Date Received

13K0730

Rowe Industries

Water

November 18, 2013 10:10 am

11/20/2013


Volatile Organics, 8260 List - Low Level

Log-in Notes:

Sample Notes:

Sample Prepared by Method: EPA 5030B

| CAS No. | Parameter | Result | Flag | Units | MDL | RL | Dilution | Reference Method | Date/Time Prepared | Date/Time Analyzed | Analyst |
|----------|---|--------|------|-------|------|------|----------|------------------|--------------------|--------------------|---------|
| 630-20-6 | 1,1,1,2-Tetrachloroethane | ND | | ug/L | 0.20 | 0.50 | 1 | EPA 8260C | 11/23/2013 15:10 | 11/24/2013 03:44 | BK |
| 71-55-6 | 1,1,1-Trichloroethane | ND | | ug/L | 0.20 | 0.50 | 1 | EPA 8260C | 11/23/2013 15:10 | 11/24/2013 03:44 | BK |
| 79-34-5 | 1,1,2,2-Tetrachloroethane | ND | | ug/L | 0.20 | 0.50 | 1 | EPA 8260C | 11/23/2013 15:10 | 11/24/2013 03:44 | BK |
| 76-13-1 | 1,1,2-Trichloro-1,2,2-trifluoroethane (Freon 113) | ND | | ug/L | 0.20 | 0.50 | 1 | EPA 8260C | 11/23/2013 15:10 | 11/24/2013 03:44 | BK |
| 79-00-5 | 1,1,2-Trichloroethane | ND | | ug/L | 0.20 | 0.50 | 1 | EPA 8260C | 11/23/2013 15:10 | 11/24/2013 03:44 | BK |
| 75-34-3 | 1,1-Dichloroethane | ND | | ug/L | 0.20 | 0.50 | 1 | EPA 8260C | 11/23/2013 15:10 | 11/24/2013 03:44 | BK |
| 75-35-4 | 1,1-Dichloroethylene | ND | | ug/L | 0.20 | 0.50 | 1 | EPA 8260C | 11/23/2013 15:10 | 11/24/2013 03:44 | BK |
| 563-58-6 | 1,1-Dichloropropylene | ND | | ug/L | 0.20 | 0.50 | 1 | EPA 8260C | 11/23/2013 15:10 | 11/24/2013 03:44 | BK |
| 87-61-6 | 1,2,3-Trichlorobenzene | ND | | ug/L | 0.20 | 0.50 | 1 | EPA 8260C | 11/23/2013 15:10 | 11/24/2013 03:44 | BK |
| 96-18-4 | 1,2,3-Trichloropropane | ND | | ug/L | 0.20 | 0.50 | 1 | EPA 8260C | 11/23/2013 15:10 | 11/24/2013 03:44 | BK |
| 120-82-1 | 1,2,4-Trichlorobenzene | ND | | ug/L | 0.20 | 0.50 | 1 | EPA 8260C | 11/23/2013 15:10 | 11/24/2013 03:44 | BK |
| 95-63-6 | 1,2,4-Trimethylbenzene | ND | | ug/L | 0.20 | 0.50 | 1 | EPA 8260C | 11/23/2013 15:10 | 11/24/2013 03:44 | BK |
| 96-12-8 | 1,2-Dibromo-3-chloropropane | ND | | ug/L | 0.20 | 0.50 | 1 | EPA 8260C | 11/23/2013 15:10 | 11/24/2013 03:44 | BK |
| 106-93-4 | 1,2-Dibromoethane | ND | | ug/L | 0.20 | 0.50 | 1 | EPA 8260C | 11/23/2013 15:10 | 11/24/2013 03:44 | BK |
| 95-50-1 | 1,2-Dichlorobenzene | ND | | ug/L | 0.20 | 0.50 | 1 | EPA 8260C | 11/23/2013 15:10 | 11/24/2013 03:44 | BK |



Sample Information

Client Sample ID: WQ111813:1010NP2-10

York Sample ID: 13K0730-01

York Project (SDG) No.
Client Project ID
Matrix
Collection Date/Time
Date Received

13K0730

Rowe Industries

Water

November 18, 2013 10:10 am

11/20/2013

Volatile Organics, 8260 List - Low Level
Log-in Notes:
Sample Notes:

Sample Prepared by Method: EPA 5030B

| CAS No. | Parameter | Result | Flag | Units | MDL | RL | Dilution | Reference Method | Date/Time Prepared | Date/Time Analyzed | Analyst |
|------------|--------------------------------|--------|------|-------|------|------|----------|------------------|--------------------|--------------------|---------|
| 107-06-2 | 1,2-Dichloroethane | ND | | ug/L | 0.20 | 0.50 | 1 | EPA 8260C | 11/23/2013 15:10 | 11/24/2013 03:44 | BK |
| 78-87-5 | 1,2-Dichloropropane | ND | | ug/L | 0.20 | 0.50 | 1 | EPA 8260C | 11/23/2013 15:10 | 11/24/2013 03:44 | BK |
| 108-67-8 | 1,3,5-Trimethylbenzene | ND | | ug/L | 0.20 | 0.50 | 1 | EPA 8260C | 11/23/2013 15:10 | 11/24/2013 03:44 | BK |
| 541-73-1 | 1,3-Dichlorobenzene | ND | | ug/L | 0.20 | 0.50 | 1 | EPA 8260C | 11/23/2013 15:10 | 11/24/2013 03:44 | BK |
| 142-28-9 | 1,3-Dichloropropane | ND | | ug/L | 0.20 | 0.50 | 1 | EPA 8260C | 11/23/2013 15:10 | 11/24/2013 03:44 | BK |
| 106-46-7 | 1,4-Dichlorobenzene | ND | | ug/L | 0.20 | 0.50 | 1 | EPA 8260C | 11/23/2013 15:10 | 11/24/2013 03:44 | BK |
| 594-20-7 | 2,2-Dichloropropane | ND | | ug/L | 0.20 | 0.50 | 1 | EPA 8260C | 11/23/2013 15:10 | 11/24/2013 03:44 | BK |
| 95-49-8 | 2-Chlorotoluene | ND | | ug/L | 0.20 | 0.50 | 1 | EPA 8260C | 11/23/2013 15:10 | 11/24/2013 03:44 | BK |
| 591-78-6 | 2-Hexanone | ND | | ug/L | 0.20 | 0.50 | 1 | EPA 8260C | 11/23/2013 15:10 | 11/24/2013 03:44 | BK |
| 106-43-4 | 4-Chlorotoluene | ND | | ug/L | 0.20 | 0.50 | 1 | EPA 8260C | 11/23/2013 15:10 | 11/24/2013 03:44 | BK |
| 67-64-1 | Acetone | ND | | ug/L | 1.0 | 2.0 | 1 | EPA 8260C | 11/23/2013 15:10 | 11/24/2013 03:44 | BK |
| 71-43-2 | Benzene | ND | | ug/L | 0.20 | 0.50 | 1 | EPA 8260C | 11/23/2013 15:10 | 11/24/2013 03:44 | BK |
| 108-86-1 | Bromobenzene | ND | | ug/L | 0.20 | 0.50 | 1 | EPA 8260C | 11/23/2013 15:10 | 11/24/2013 03:44 | BK |
| 74-97-5 | Bromochloromethane | ND | | ug/L | 0.20 | 0.50 | 1 | EPA 8260C | 11/23/2013 15:10 | 11/24/2013 03:44 | BK |
| 75-27-4 | Bromodichloromethane | ND | | ug/L | 0.20 | 0.50 | 1 | EPA 8260C | 11/23/2013 15:10 | 11/24/2013 03:44 | BK |
| 75-25-2 | Bromoform | ND | | ug/L | 0.20 | 0.50 | 1 | EPA 8260C | 11/23/2013 15:10 | 11/24/2013 03:44 | BK |
| 74-83-9 | Bromomethane | ND | | ug/L | 0.20 | 0.50 | 1 | EPA 8260C | 11/23/2013 15:10 | 11/24/2013 03:44 | BK |
| 56-23-5 | Carbon tetrachloride | ND | | ug/L | 0.20 | 0.50 | 1 | EPA 8260C | 11/23/2013 15:10 | 11/24/2013 03:44 | BK |
| 108-90-7 | Chlorobenzene | ND | | ug/L | 0.20 | 0.50 | 1 | EPA 8260C | 11/23/2013 15:10 | 11/24/2013 03:44 | BK |
| 75-00-3 | Chloroethane | ND | | ug/L | 0.20 | 0.50 | 1 | EPA 8260C | 11/23/2013 15:10 | 11/24/2013 03:44 | BK |
| 67-66-3 | Chloroform | ND | | ug/L | 0.20 | 0.50 | 1 | EPA 8260C | 11/23/2013 15:10 | 11/24/2013 03:44 | BK |
| 74-87-3 | Chloromethane | ND | | ug/L | 0.20 | 0.50 | 1 | EPA 8260C | 11/23/2013 15:10 | 11/24/2013 03:44 | BK |
| 156-59-2 | cis-1,2-Dichloroethylene | ND | | ug/L | 0.20 | 0.50 | 1 | EPA 8260C | 11/23/2013 15:10 | 11/24/2013 03:44 | BK |
| 10061-01-5 | cis-1,3-Dichloropropylene | ND | | ug/L | 0.20 | 0.50 | 1 | EPA 8260C | 11/23/2013 15:10 | 11/24/2013 03:44 | BK |
| 124-48-1 | Dibromochloromethane | ND | | ug/L | 0.20 | 0.50 | 1 | EPA 8260C | 11/23/2013 15:10 | 11/24/2013 03:44 | BK |
| 74-95-3 | Dibromomethane | ND | | ug/L | 0.20 | 0.50 | 1 | EPA 8260C | 11/23/2013 15:10 | 11/24/2013 03:44 | BK |
| 75-71-8 | Dichlorodifluoromethane | ND | | ug/L | 0.20 | 0.50 | 1 | EPA 8260C | 11/23/2013 15:10 | 11/24/2013 03:44 | BK |
| 100-41-4 | Ethyl Benzene | ND | | ug/L | 0.20 | 0.50 | 1 | EPA 8260C | 11/23/2013 15:10 | 11/24/2013 03:44 | BK |
| 87-68-3 | Hexachlorobutadiene | ND | | ug/L | 0.20 | 0.50 | 1 | EPA 8260C | 11/23/2013 15:10 | 11/24/2013 03:44 | BK |
| 98-82-8 | Isopropylbenzene | ND | | ug/L | 0.20 | 0.50 | 1 | EPA 8260C | 11/23/2013 15:10 | 11/24/2013 03:44 | BK |
| 1634-04-4 | Methyl tert-butyl ether (MTBE) | ND | | ug/L | 0.20 | 0.50 | 1 | EPA 8260C | 11/23/2013 15:10 | 11/24/2013 03:44 | BK |



Sample Information

Client Sample ID: WQ111813:1010NP2-10

York Sample ID: 13K0730-01

York Project (SDG) No.

Client Project ID

Matrix

Collection Date/Time

Date Received

13K0730

Rowe Industries

Water

November 18, 2013 10:10 am

11/20/2013

Volatile Organics, 8260 List - Low Level

Log-in Notes:

Sample Notes:

Sample Prepared by Method: EPA 5030B

| CAS No. | Parameter | Result | Flag | Units | MDL | RL | Dilution | Reference Method | Date/Time Prepared | Date/Time Analyzed | Analyst |
|-------------|----------------------------------|---------------|------|-------|-------------------------|------|----------|------------------|--------------------|--------------------|---------|
| 75-09-2 | Methylene chloride | ND | | ug/L | 1.0 | 2.0 | 1 | EPA 8260C | 11/23/2013 15:10 | 11/24/2013 03:44 | BK |
| 91-20-3 | Naphthalene | ND | | ug/L | 1.0 | 2.0 | 1 | EPA 8260C | 11/23/2013 15:10 | 11/24/2013 03:44 | BK |
| 104-51-8 | n-Butylbenzene | ND | | ug/L | 0.20 | 0.50 | 1 | EPA 8260C | 11/23/2013 15:10 | 11/24/2013 03:44 | BK |
| 103-65-1 | n-Propylbenzene | ND | | ug/L | 0.20 | 0.50 | 1 | EPA 8260C | 11/23/2013 15:10 | 11/24/2013 03:44 | BK |
| 95-47-6 | o-Xylene | ND | | ug/L | 0.20 | 0.50 | 1 | EPA 8260C | 11/23/2013 15:10 | 11/24/2013 03:44 | BK |
| 179601-23-1 | p- & m- Xylenes | ND | | ug/L | 0.50 | 1.0 | 1 | EPA 8260C | 11/23/2013 15:10 | 11/24/2013 03:44 | BK |
| 99-87-6 | p-Isopropyltoluene | ND | | ug/L | 0.20 | 0.50 | 1 | EPA 8260C | 11/23/2013 15:10 | 11/24/2013 03:44 | BK |
| 135-98-8 | sec-Butylbenzene | ND | | ug/L | 0.20 | 0.50 | 1 | EPA 8260C | 11/23/2013 15:10 | 11/24/2013 03:44 | BK |
| 100-42-5 | Styrene | ND | | ug/L | 0.20 | 0.50 | 1 | EPA 8260C | 11/23/2013 15:10 | 11/24/2013 03:44 | BK |
| 98-06-6 | tert-Butylbenzene | ND | | ug/L | 0.20 | 0.50 | 1 | EPA 8260C | 11/23/2013 15:10 | 11/24/2013 03:44 | BK |
| 127-18-4 | Tetrachloroethylene | ND | | ug/L | 0.20 | 0.50 | 1 | EPA 8260C | 11/23/2013 15:10 | 11/24/2013 03:44 | BK |
| 108-88-3 | Toluene | ND | | ug/L | 0.20 | 0.50 | 1 | EPA 8260C | 11/23/2013 15:10 | 11/24/2013 03:44 | BK |
| 156-60-5 | trans-1,2-Dichloroethylene | ND | | ug/L | 0.20 | 0.50 | 1 | EPA 8260C | 11/23/2013 15:10 | 11/24/2013 03:44 | BK |
| 10061-02-6 | trans-1,3-Dichloropropylene | ND | | ug/L | 0.20 | 0.50 | 1 | EPA 8260C | 11/23/2013 15:10 | 11/24/2013 03:44 | BK |
| 79-01-6 | Trichloroethylene | ND | | ug/L | 0.20 | 0.50 | 1 | EPA 8260C | 11/23/2013 15:10 | 11/24/2013 03:44 | BK |
| 75-69-4 | Trichlorofluoromethane | ND | | ug/L | 0.20 | 0.50 | 1 | EPA 8260C | 11/23/2013 15:10 | 11/24/2013 03:44 | BK |
| 75-01-4 | Vinyl Chloride | ND | | ug/L | 0.50 | 0.50 | 1 | EPA 8260C | 11/23/2013 15:10 | 11/24/2013 03:44 | BK |
| 1330-20-7 | Xylenes, Total | ND | | ug/L | 0.60 | 1.5 | 1 | EPA 8260C | 11/23/2013 15:10 | 11/24/2013 03:44 | BK |
| | Surrogate Recoveries | Result | | | Acceptance Range | | | | | | |
| 17060-07-0 | Surrogate: 1,2-Dichloroethane-d4 | 101 % | | | 79-133 | | | | | | |
| 460-00-4 | Surrogate: p-Bromofluorobenzene | 86.1 % | | | 65-133 | | | | | | |
| 2037-26-5 | Surrogate: Toluene-d8 | 106 % | | | 80-123 | | | | | | |

Iron by EPA 200.7

Log-in Notes:

Sample Notes:

Sample Prepared by Method: EPA 3010A

| CAS No. | Parameter | Result | Flag | Units | MDL | RL | Dilution | Reference Method | Date/Time Prepared | Date/Time Analyzed | Analyst |
|-----------|-----------|--------|------|-------|--------|--------|----------|------------------|--------------------|--------------------|---------|
| 7439-89-6 | Iron | 1.18 | | mg/L | 0.0146 | 0.0200 | 1 | EPA 200.7 | 11/21/2013 14:11 | 11/21/2013 20:56 | MW |


Iron, Dissolved by EPA 6010

Log-in Notes:

Sample Notes:

Sample Prepared by Method: EPA 3010A

| CAS No. | Parameter | Result | Flag | Units | MDL | RL | Dilution | Reference Method | Date/Time Prepared | Date/Time Analyzed | Analyst |
|-----------|-----------|--------|------|-------|--------|--------|----------|------------------|--------------------|--------------------|---------|
| 7439-89-6 | Iron | 0.0907 | | mg/L | 0.0200 | 0.0200 | 1 | EPA 6010C | 11/21/2013 14:04 | 11/21/2013 17:05 | MW |



Sample Information

Client Sample ID: WQ111813:1010NP2-10

York Sample ID: 13K0730-01

York Project (SDG) No.

Client Project ID

Matrix

Collection Date/Time

Date Received

13K0730

Rowe Industries

Water

November 18, 2013 10:10 am

11/20/2013


Total Dissolved Solids

Log-in Notes:

Sample Notes:

Sample Prepared by Method: % Solids Prep

| CAS No. | Parameter | Result | Flag | Units | MDL | RL | Dilution | Reference Method | Date/Time Prepared | Date/Time Analyzed | Analyst |
|---------|------------------------|--------|------|-------|------|------|----------|------------------|--------------------|--------------------|---------|
| | Total Dissolved Solids | 97.0 | | mg/L | 1.00 | 1.00 | 1 | SM 2540C | 11/25/2013 14:07 | 11/25/2013 14:07 | ALD |



Analytical Batch Summary

Batch ID: BK31086 **Preparation Method:** EPA 3010A **Prepared By:** MW

| YORK Sample ID | Client Sample ID | Preparation Date |
|----------------|---------------------|------------------|
| 13K0729-01 | WQ111813:1000NP2-6 | 11/21/13 |
| 13K0729-02 | WQ111813:1005NP2-7 | 11/21/13 |
| 13K0730-01 | WQ111813:1010NP2-10 | 11/21/13 |
| BK31086-BLK1 | Blank | 11/21/13 |
| BK31086-DUP1 | Duplicate | 11/21/13 |
| BK31086-MS1 | Matrix Spike | 11/21/13 |
| BK31086-SRM1 | Reference | 11/21/13 |

Batch ID: BK31089 **Preparation Method:** EPA 3010A **Prepared By:** MW

| YORK Sample ID | Client Sample ID | Preparation Date |
|----------------|---------------------|------------------|
| 13K0729-01 | WQ111813:1000NP2-6 | 11/21/13 |
| 13K0729-02 | WQ111813:1005NP2-7 | 11/21/13 |
| 13K0730-01 | WQ111813:1010NP2-10 | 11/21/13 |
| BK31089-BLK1 | Blank | 11/21/13 |
| BK31089-DUP1 | Duplicate | 11/21/13 |
| BK31089-MS1 | Matrix Spike | 11/21/13 |
| BK31089-SRM1 | Reference | 11/21/13 |

Batch ID: BK31197 **Preparation Method:** EPA 5030B **Prepared By:** BK

| YORK Sample ID | Client Sample ID | Preparation Date |
|----------------|---------------------|------------------|
| 13K0729-01 | WQ111813:1000NP2-6 | 11/23/13 |
| 13K0729-02 | WQ111813:1005NP2-7 | 11/23/13 |
| 13K0730-01 | WQ111813:1010NP2-10 | 11/23/13 |
| BK31197-BLK1 | Blank | 11/23/13 |
| BK31197-BS1 | LCS | 11/23/13 |
| BK31197-BSD1 | LCS Dup | 11/23/13 |

Batch ID: BK31256 **Preparation Method:** % Solids Prep **Prepared By:** ALD

| YORK Sample ID | Client Sample ID | Preparation Date |
|----------------|---------------------|------------------|
| 13K0730-01 | WQ111813:1010NP2-10 | 11/25/13 |
| BK31256-BLK1 | Blank | 11/25/13 |
| BK31256-DUP1 | Duplicate | 11/25/13 |



Volatile Organic Compounds by GC/MS - Quality Control Data

York Analytical Laboratories, Inc.

| Analyte | Result | Reporting | Units | Spike Level | Source* Result | %REC | %REC Limits | Flag | RPD | RPD | |
|---|--------|-----------|-------|----------------|-------------------|------|----------------|------|-----|---------------------------------|------|
| | | Limit | | | | | | | | Limit | Flag |
| Batch BK31197 - EPA 5030B | | | | | | | | | | | |
| Blank (BK31197-BLK1) | | | | | | | | | | Prepared & Analyzed: 11/23/2013 | |
| 1,1,1,2-Tetrachloroethane | ND | 0.50 | ug/L | | | | | | | | |
| 1,1,1-Trichloroethane | ND | 0.50 | " | | | | | | | | |
| 1,1,2,2-Tetrachloroethane | ND | 0.50 | " | | | | | | | | |
| 1,1,2-Trichloro-1,2,2-trifluoroethane (Freon 113) | ND | 0.50 | " | | | | | | | | |
| 1,1,2-Trichloroethane | ND | 0.50 | " | | | | | | | | |
| 1,1-Dichloroethane | ND | 0.50 | " | | | | | | | | |
| 1,1-Dichloroethylene | ND | 0.50 | " | | | | | | | | |
| 1,1-Dichloropropylene | ND | 0.50 | " | | | | | | | | |
| 1,2,3-Trichlorobenzene | ND | 0.50 | " | | | | | | | | |
| 1,2,3-Trichloropropane | ND | 0.50 | " | | | | | | | | |
| 1,2,4-Trichlorobenzene | ND | 0.50 | " | | | | | | | | |
| 1,2,4-Trimethylbenzene | ND | 0.50 | " | | | | | | | | |
| 1,2-Dibromo-3-chloropropane | ND | 0.50 | " | | | | | | | | |
| 1,2-Dibromoethane | ND | 0.50 | " | | | | | | | | |
| 1,2-Dichlorobenzene | ND | 0.50 | " | | | | | | | | |
| 1,2-Dichloroethane | ND | 0.50 | " | | | | | | | | |
| 1,2-Dichloropropane | ND | 0.50 | " | | | | | | | | |
| 1,3,5-Trimethylbenzene | ND | 0.50 | " | | | | | | | | |
| 1,3-Dichlorobenzene | ND | 0.50 | " | | | | | | | | |
| 1,3-Dichloropropane | ND | 0.50 | " | | | | | | | | |
| 1,4-Dichlorobenzene | ND | 0.50 | " | | | | | | | | |
| 2,2-Dichloropropane | ND | 0.50 | " | | | | | | | | |
| 2-Chlorotoluene | ND | 0.50 | " | | | | | | | | |
| 2-Hexanone | ND | 0.50 | " | | | | | | | | |
| 4-Chlorotoluene | ND | 0.50 | " | | | | | | | | |
| Acetone | ND | 2.0 | " | | | | | | | | |
| Benzene | ND | 0.50 | " | | | | | | | | |
| Bromobenzene | ND | 0.50 | " | | | | | | | | |
| Bromochloromethane | ND | 0.50 | " | | | | | | | | |
| Bromodichloromethane | ND | 0.50 | " | | | | | | | | |
| Bromoform | ND | 0.50 | " | | | | | | | | |
| Bromomethane | ND | 0.50 | " | | | | | | | | |
| Carbon tetrachloride | ND | 0.50 | " | | | | | | | | |
| Chlorobenzene | ND | 0.50 | " | | | | | | | | |
| Chloroethane | ND | 0.50 | " | | | | | | | | |
| Chloroform | ND | 0.50 | " | | | | | | | | |
| Chloromethane | ND | 0.50 | " | | | | | | | | |
| cis-1,2-Dichloroethylene | ND | 0.50 | " | | | | | | | | |
| cis-1,3-Dichloropropylene | ND | 0.50 | " | | | | | | | | |
| Dibromochloromethane | ND | 0.50 | " | | | | | | | | |
| Dibromomethane | ND | 0.50 | " | | | | | | | | |
| Dichlorodifluoromethane | ND | 0.50 | " | | | | | | | | |
| Ethyl Benzene | ND | 0.50 | " | | | | | | | | |
| Hexachlorobutadiene | ND | 0.50 | " | | | | | | | | |
| Isopropylbenzene | ND | 0.50 | " | | | | | | | | |
| Methyl tert-butyl ether (MTBE) | ND | 0.50 | " | | | | | | | | |
| Methylene chloride | ND | 2.0 | " | | | | | | | | |
| Naphthalene | ND | 2.0 | " | | | | | | | | |
| n-Butylbenzene | ND | 0.50 | " | | | | | | | | |
| n-Propylbenzene | ND | 0.50 | " | | | | | | | | |
| o-Xylene | ND | 0.50 | " | | | | | | | | |



Volatile Organic Compounds by GC/MS - Quality Control Data

York Analytical Laboratories, Inc.

| Analyte | Result | Reporting Limit | Units | Spike Level | Source* Result | %REC | %REC Limits | Flag | RPD | RPD Limit | Flag |
|---|--------|--------------------|-------|----------------|-------------------|------|----------------|------|-----|---------------------------------|------|
| Batch BK31197 - EPA 5030B | | | | | | | | | | | |
| Blank (BK31197-BLK1) | | | | | | | | | | Prepared & Analyzed: 11/23/2013 | |
| p- & m- Xylenes | ND | 1.0 | ug/L | | | | | | | | |
| p-Isopropyltoluene | ND | 0.50 | " | | | | | | | | |
| sec-Butylbenzene | ND | 0.50 | " | | | | | | | | |
| Styrene | ND | 0.50 | " | | | | | | | | |
| tert-Butylbenzene | ND | 0.50 | " | | | | | | | | |
| Tetrachloroethylene | ND | 0.50 | " | | | | | | | | |
| Toluene | ND | 0.50 | " | | | | | | | | |
| trans-1,2-Dichloroethylene | ND | 0.50 | " | | | | | | | | |
| trans-1,3-Dichloropropylene | ND | 0.50 | " | | | | | | | | |
| Trichloroethylene | ND | 0.50 | " | | | | | | | | |
| Trichlorofluoromethane | ND | 0.50 | " | | | | | | | | |
| Vinyl Chloride | ND | 0.50 | " | | | | | | | | |
| Xylenes, Total | ND | 1.5 | " | | | | | | | | |
| <i>Surrogate: 1,2-Dichloroethane-d4</i> | 9.78 | | " | 10.0 | | 97.8 | 79-133 | | | | |
| <i>Surrogate: p-Bromofluorobenzene</i> | 8.61 | | " | 10.0 | | 86.1 | 65-133 | | | | |
| <i>Surrogate: Toluene-d8</i> | 10.3 | | " | 10.0 | | 103 | 80-123 | | | | |
| LCS (BK31197-BS1) | | | | | | | | | | Prepared & Analyzed: 11/23/2013 | |
| 1,1,1,2-Tetrachloroethane | 9.81 | | ug/L | 10.0 | | 98.1 | 84-127 | | | | |
| 1,1,1-Trichloroethane | 10.4 | | " | 10.0 | | 104 | 80-131 | | | | |
| 1,1,2,2-Tetrachloroethane | 9.46 | | " | 10.0 | | 94.6 | 76-120 | | | | |
| 1,1,2-Trichloro-1,2,2-trifluoroethane (Freon 113) | 9.66 | | " | 10.0 | | 96.6 | 70-133 | | | | |
| 1,1,2-Trichloroethane | 9.81 | | " | 10.0 | | 98.1 | 73-124 | | | | |
| 1,1-Dichloroethane | 9.76 | | " | 10.0 | | 97.6 | 79-123 | | | | |
| 1,1-Dichloroethylene | 8.46 | | " | 10.0 | | 84.6 | 71-123 | | | | |
| 1,1-Dichloropropylene | 9.20 | | " | 10.0 | | 92.0 | 73-117 | | | | |
| 1,2,3-Trichlorobenzene | 8.93 | | " | 10.0 | | 89.3 | 78-117 | | | | |
| 1,2,3-Trichloropropane | 8.62 | | " | 10.0 | | 86.2 | 68-119 | | | | |
| 1,2,4-Trichlorobenzene | 8.76 | | " | 10.0 | | 87.6 | 78-117 | | | | |
| 1,2,4-Trimethylbenzene | 9.78 | | " | 10.0 | | 97.8 | 68-134 | | | | |
| 1,2-Dibromo-3-chloropropane | 9.15 | | " | 10.0 | | 91.5 | 73-129 | | | | |
| 1,2-Dibromoethane | 9.34 | | " | 10.0 | | 93.4 | 73-139 | | | | |
| 1,2-Dichlorobenzene | 9.84 | | " | 10.0 | | 98.4 | 83-110 | | | | |
| 1,2-Dichloroethane | 9.83 | | " | 10.0 | | 98.3 | 81-120 | | | | |
| 1,2-Dichloropropane | 9.67 | | " | 10.0 | | 96.7 | 76-120 | | | | |
| 1,3,5-Trimethylbenzene | 9.51 | | " | 10.0 | | 95.1 | 74-121 | | | | |
| 1,3-Dichlorobenzene | 9.51 | | " | 10.0 | | 95.1 | 82-112 | | | | |
| 1,3-Dichloropropane | 9.77 | | " | 10.0 | | 97.7 | 77-122 | | | | |
| 1,4-Dichlorobenzene | 9.61 | | " | 10.0 | | 96.1 | 83-110 | | | | |
| 2,2-Dichloropropane | 7.48 | | " | 10.0 | | 74.8 | 50-163 | | | | |
| 2-Chlorotoluene | 10.1 | | " | 10.0 | | 101 | 74-115 | | | | |
| 2-Hexanone | 8.48 | | " | 10.0 | | 84.8 | 65-130 | | | | |
| 4-Chlorotoluene | 9.89 | | " | 10.0 | | 98.9 | 77-119 | | | | |
| Acetone | 7.62 | | " | 10.0 | | 76.2 | 54-129 | | | | |
| Benzene | 10.7 | | " | 10.0 | | 107 | 77-122 | | | | |
| Bromobenzene | 9.87 | | " | 10.0 | | 98.7 | 76-114 | | | | |
| Bromochloromethane | 11.9 | | " | 10.0 | | 119 | 73-125 | | | | |
| Bromodichloromethane | 10.3 | | " | 10.0 | | 103 | 83-120 | | | | |
| Bromoform | 8.15 | | " | 10.0 | | 81.5 | 72-139 | | | | |
| Bromomethane | 8.33 | | " | 10.0 | | 83.3 | 52-128 | | | | |
| Carbon tetrachloride | 9.47 | | " | 10.0 | | 94.7 | 66-152 | | | | |
| Chlorobenzene | 9.89 | | " | 10.0 | | 98.9 | 85-113 | | | | |



Volatile Organic Compounds by GC/MS - Quality Control Data

York Analytical Laboratories, Inc.

| Analyte | Result | Reporting | Units | Spike | Source* | %REC | %REC | Limits | Flag | RPD | Flag |
|---|-------------|-----------|----------|-------------|---------|-------------|------|---------------|------|-----|---------------------------------|
| | | Limit | | | Result | | | | | RPD | |
| Batch BK31197 - EPA 5030B | | | | | | | | | | | |
| LCS (BK31197-BS1) | | | | | | | | | | | Prepared & Analyzed: 11/23/2013 |
| Chloroethane | 9.88 | | ug/L | 10.0 | | 98.8 | | 60-124 | | | |
| Chloroform | 10.5 | | " | 10.0 | | 105 | | 82-119 | | | |
| Chloromethane | 11.0 | | " | 10.0 | | 110 | | 42-126 | | | |
| cis-1,2-Dichloroethylene | 10.8 | | " | 10.0 | | 108 | | 79-116 | | | |
| cis-1,3-Dichloropropylene | 9.97 | | " | 10.0 | | 99.7 | | 85-134 | | | |
| Dibromochloromethane | 9.78 | | " | 10.0 | | 97.8 | | 74-151 | | | |
| Dibromomethane | 9.53 | | " | 10.0 | | 95.3 | | 74-128 | | | |
| Dichlorodifluoromethane | 10.9 | | " | 10.0 | | 109 | | 10-146 | | | |
| Ethyl Benzene | 10.8 | | " | 10.0 | | 108 | | 85-125 | | | |
| Hexachlorobutadiene | 9.17 | | " | 10.0 | | 91.7 | | 69-131 | | | |
| Isopropylbenzene | 9.68 | | " | 10.0 | | 96.8 | | 71-128 | | | |
| Methyl tert-butyl ether (MTBE) | 7.63 | | " | 10.0 | | 76.3 | | 51-134 | | | |
| Methylene chloride | 9.61 | | " | 10.0 | | 96.1 | | 76-122 | | | |
| Naphthalene | 9.85 | | " | 10.0 | | 98.5 | | 72-127 | | | |
| n-Butylbenzene | 10.0 | | " | 10.0 | | 100 | | 69-127 | | | |
| n-Propylbenzene | 10.0 | | " | 10.0 | | 100 | | 70-129 | | | |
| o-Xylene | 10.4 | | " | 10.0 | | 104 | | 83-117 | | | |
| p- & m- Xylenes | 22.8 | | " | 20.0 | | 114 | | 80-126 | | | |
| p-Isopropyltoluene | 9.52 | | " | 10.0 | | 95.2 | | 74-130 | | | |
| sec-Butylbenzene | 9.89 | | " | 10.0 | | 98.9 | | 72-132 | | | |
| Styrene | 10.9 | | " | 10.0 | | 109 | | 62-160 | | | |
| tert-Butylbenzene | 9.10 | | " | 10.0 | | 91.0 | | 75-129 | | | |
| Tetrachloroethylene | 8.81 | | " | 10.0 | | 88.1 | | 67-118 | | | |
| Toluene | 10.4 | | " | 10.0 | | 104 | | 82-118 | | | |
| trans-1,2-Dichloroethylene | 9.60 | | " | 10.0 | | 96.0 | | 76-119 | | | |
| trans-1,3-Dichloropropylene | 9.57 | | " | 10.0 | | 95.7 | | 80-137 | | | |
| Trichloroethylene | 9.52 | | " | 10.0 | | 95.2 | | 71-122 | | | |
| Trichlorofluoromethane | 9.19 | | " | 10.0 | | 91.9 | | 67-130 | | | |
| Vinyl Chloride | 9.98 | | " | 10.0 | | 99.8 | | 49-125 | | | |
| <i>Surrogate: 1,2-Dichloroethane-d4</i> | <i>9.40</i> | | <i>"</i> | <i>10.0</i> | | <i>94.0</i> | | <i>79-133</i> | | | |
| <i>Surrogate: p-Bromofluorobenzene</i> | <i>9.12</i> | | <i>"</i> | <i>10.0</i> | | <i>91.2</i> | | <i>65-133</i> | | | |
| <i>Surrogate: Toluene-d8</i> | <i>10.3</i> | | <i>"</i> | <i>10.0</i> | | <i>103</i> | | <i>80-123</i> | | | |



Volatile Organic Compounds by GC/MS - Quality Control Data

York Analytical Laboratories, Inc.

| Analyte | Result | Reporting Limit | Units | Spike Level | Source* Result | %REC | %REC Limits | Flag | RPD | RPD Limit | Flag |
|---|--------|-----------------|-------|-------------|----------------|------|-------------|------|-------|-----------|----------|
| Batch BK31197 - EPA 5030B | | | | | | | | | | | |
| LCS Dup (BK31197-BSD1) | | | | | | | | | | | |
| Prepared & Analyzed: 11/23/2013 | | | | | | | | | | | |
| 1,1,1,2-Tetrachloroethane | 9.63 | | ug/L | 10.0 | | 96.3 | 84-127 | | 1.85 | 30 | |
| 1,1,1-Trichloroethane | 9.46 | | " | 10.0 | | 94.6 | 80-131 | | 9.18 | 30 | |
| 1,1,2,2-Tetrachloroethane | 10.7 | | " | 10.0 | | 107 | 76-120 | | 12.1 | 30 | |
| 1,1,2-Trichloro-1,2,2-trifluoroethane (Freon 113) | 9.41 | | " | 10.0 | | 94.1 | 70-133 | | 2.62 | 30 | |
| 1,1,2-Trichloroethane | 11.0 | | " | 10.0 | | 110 | 73-124 | | 11.7 | 30 | |
| 1,1-Dichloroethane | 9.81 | | " | 10.0 | | 98.1 | 79-123 | | 0.511 | 30 | |
| 1,1-Dichloroethylene | 8.35 | | " | 10.0 | | 83.5 | 71-123 | | 1.31 | 30 | |
| 1,1-Dichloropropylene | 8.69 | | " | 10.0 | | 86.9 | 73-117 | | 5.70 | 30 | |
| 1,2,3-Trichlorobenzene | 9.04 | | " | 10.0 | | 90.4 | 78-117 | | 1.22 | 30 | |
| 1,2,3-Trichloropropane | 9.57 | | " | 10.0 | | 95.7 | 68-119 | | 10.4 | 30 | |
| 1,2,4-Trichlorobenzene | 8.60 | | " | 10.0 | | 86.0 | 78-117 | | 1.84 | 30 | |
| 1,2,4-Trimethylbenzene | 8.93 | | " | 10.0 | | 89.3 | 68-134 | | 9.09 | 30 | |
| 1,2-Dibromo-3-chloropropane | 10.3 | | " | 10.0 | | 103 | 73-129 | | 11.9 | 30 | |
| 1,2-Dibromoethane | 10.5 | | " | 10.0 | | 105 | 73-139 | | 12.1 | 30 | |
| 1,2-Dichlorobenzene | 9.62 | | " | 10.0 | | 96.2 | 83-110 | | 2.26 | 30 | |
| 1,2-Dichloroethane | 9.82 | | " | 10.0 | | 98.2 | 81-120 | | 0.102 | 30 | |
| 1,2-Dichloropropane | 9.76 | | " | 10.0 | | 97.6 | 76-120 | | 0.926 | 30 | |
| 1,3,5-Trimethylbenzene | 8.86 | | " | 10.0 | | 88.6 | 74-121 | | 7.08 | 30 | |
| 1,3-Dichlorobenzene | 9.01 | | " | 10.0 | | 90.1 | 82-112 | | 5.40 | 30 | |
| 1,3-Dichloropropane | 10.7 | | " | 10.0 | | 107 | 77-122 | | 9.37 | 30 | |
| 1,4-Dichlorobenzene | 9.01 | | " | 10.0 | | 90.1 | 83-110 | | 6.44 | 30 | |
| 2,2-Dichloropropane | 6.47 | | " | 10.0 | | 64.7 | 50-163 | | 14.5 | 30 | |
| 2-Chlorotoluene | 9.30 | | " | 10.0 | | 93.0 | 74-115 | | 7.95 | 30 | |
| 2-Hexanone | 11.3 | | " | 10.0 | | 113 | 65-130 | | 28.3 | 30 | |
| 4-Chlorotoluene | 9.29 | | " | 10.0 | | 92.9 | 77-119 | | 6.26 | 30 | |
| Acetone | 11.8 | | " | 10.0 | | 118 | 54-129 | | 43.4 | 30 | Non-dir. |
| Benzene | 10.3 | | " | 10.0 | | 103 | 77-122 | | 4.09 | 30 | |
| Bromobenzene | 9.68 | | " | 10.0 | | 96.8 | 76-114 | | 1.94 | 30 | |
| Bromochloromethane | 12.0 | | " | 10.0 | | 120 | 73-125 | | 0.587 | 30 | |
| Bromodichloromethane | 10.4 | | " | 10.0 | | 104 | 83-120 | | 1.07 | 30 | |
| Bromoform | 8.85 | | " | 10.0 | | 88.5 | 72-139 | | 8.24 | 30 | |
| Bromomethane | 7.64 | | " | 10.0 | | 76.4 | 52-128 | | 8.64 | 30 | |
| Carbon tetrachloride | 8.90 | | " | 10.0 | | 89.0 | 66-152 | | 6.21 | 30 | |
| Chlorobenzene | 9.86 | | " | 10.0 | | 98.6 | 85-113 | | 0.304 | 30 | |
| Chloroethane | 10.2 | | " | 10.0 | | 102 | 60-124 | | 3.48 | 30 | |
| Chloroform | 10.0 | | " | 10.0 | | 100 | 82-119 | | 4.97 | 30 | |
| Chloromethane | 11.7 | | " | 10.0 | | 117 | 42-126 | | 5.63 | 30 | |
| cis-1,2-Dichloroethylene | 10.8 | | " | 10.0 | | 108 | 79-116 | | 0.649 | 30 | |
| cis-1,3-Dichloropropylene | 10.3 | | " | 10.0 | | 103 | 85-134 | | 2.96 | 30 | |
| Dibromochloromethane | 10.0 | | " | 10.0 | | 100 | 74-151 | | 2.42 | 30 | |
| Dibromomethane | 10.4 | | " | 10.0 | | 104 | 74-128 | | 8.83 | 30 | |
| Dichlorodifluoromethane | 10.3 | | " | 10.0 | | 103 | 10-146 | | 5.87 | 30 | |
| Ethyl Benzene | 10.2 | | " | 10.0 | | 102 | 85-125 | | 4.76 | 30 | |
| Hexachlorobutadiene | 8.17 | | " | 10.0 | | 81.7 | 69-131 | | 11.5 | 30 | |
| Isopropylbenzene | 8.90 | | " | 10.0 | | 89.0 | 71-128 | | 8.40 | 30 | |
| Methyl tert-butyl ether (MTBE) | 9.20 | | " | 10.0 | | 92.0 | 51-134 | | 18.7 | 30 | |
| Methylene chloride | 10.4 | | " | 10.0 | | 104 | 76-122 | | 7.61 | 30 | |
| Naphthalene | 10.8 | | " | 10.0 | | 108 | 72-127 | | 8.83 | 30 | |
| n-Butylbenzene | 9.03 | | " | 10.0 | | 90.3 | 69-127 | | 10.6 | 30 | |
| n-Propylbenzene | 9.15 | | " | 10.0 | | 91.5 | 70-129 | | 8.98 | 30 | |
| o-Xylene | 10.0 | | " | 10.0 | | 100 | 83-117 | | 4.21 | 30 | |



Volatile Organic Compounds by GC/MS - Quality Control Data

York Analytical Laboratories, Inc.


| Analyte | Result | Reporting Limit | Units | Spike Level | Source* Result | %REC | %REC Limits | Flag | RPD | RPD Limit | Flag |
|---------|--------|--------------------|-------|----------------|-------------------|------|----------------|------|-----|--------------|------|
|---------|--------|--------------------|-------|----------------|-------------------|------|----------------|------|-----|--------------|------|

Batch BK31197 - EPA 5030B

LCS Dup (BK31197-BSD1)

Prepared & Analyzed: 11/23/2013

| | | | | | | | | | | | |
|---|-------------|--|----------|-------------|--|-------------|---------------|--|-------|----|--|
| p- & m- Xylenes | 21.6 | | ug/L | 20.0 | | 108 | 80-126 | | 5.23 | 30 | |
| p-Isopropyltoluene | 8.69 | | " | 10.0 | | 86.9 | 74-130 | | 9.12 | 30 | |
| sec-Butylbenzene | 8.99 | | " | 10.0 | | 89.9 | 72-132 | | 9.53 | 30 | |
| Styrene | 10.6 | | " | 10.0 | | 106 | 62-160 | | 2.70 | 30 | |
| tert-Butylbenzene | 8.33 | | " | 10.0 | | 83.3 | 75-129 | | 8.84 | 30 | |
| Tetrachloroethylene | 8.38 | | " | 10.0 | | 83.8 | 67-118 | | 5.00 | 30 | |
| Toluene | 10.2 | | " | 10.0 | | 102 | 82-118 | | 2.04 | 30 | |
| trans-1,2-Dichloroethylene | 9.42 | | " | 10.0 | | 94.2 | 76-119 | | 1.89 | 30 | |
| trans-1,3-Dichloropropylene | 10.1 | | " | 10.0 | | 101 | 80-137 | | 5.49 | 30 | |
| Trichloroethylene | 9.59 | | " | 10.0 | | 95.9 | 71-122 | | 0.733 | 30 | |
| Trichlorofluoromethane | 8.55 | | " | 10.0 | | 85.5 | 67-130 | | 7.22 | 30 | |
| Vinyl Chloride | 10.4 | | " | 10.0 | | 104 | 49-125 | | 3.64 | 30 | |
| <i>Surrogate: 1,2-Dichloroethane-d4</i> | <i>9.41</i> | | <i>"</i> | <i>10.0</i> | | <i>94.1</i> | <i>79-133</i> | | | | |
| <i>Surrogate: p-Bromofluorobenzene</i> | <i>8.83</i> | | <i>"</i> | <i>10.0</i> | | <i>88.3</i> | <i>65-133</i> | | | | |
| <i>Surrogate: Toluene-d8</i> | <i>10.2</i> | | <i>"</i> | <i>10.0</i> | | <i>102</i> | <i>80-123</i> | | | | |



Metals by ICP - Quality Control Data
York Analytical Laboratories, Inc.

| Analyte | Result | Reporting Limit | Units | Spike Level | Source* Result | %REC | %REC Limits | Flag | RPD | RPD Limit | Flag |
|-----------------------------------|--------|-----------------|-------|-------------|----------------|------|-------------|------|-----|--|------|
| Batch BK31086 - EPA 3010A | | | | | | | | | | | |
| Blank (BK31086-BLK1) | | | | | | | | | | Prepared & Analyzed: 11/21/2013 | |
| Iron - Dissolved | ND | 0.0200 | mg/L | | | | | | | | |
| Duplicate (BK31086-DUP1) | | | | | | | | | | *Source sample: 13K0729-01 (WQ111813:1000NP2-6) Prepared & Analyzed: 11/21/2013 | |
| Iron - Dissolved | 0.0918 | 0.0200 | mg/L | | ND | | | | | | 20 |
| Matrix Spike (BK31086-MS1) | | | | | | | | | | *Source sample: 13K0729-01 (WQ111813:1000NP2-6) Prepared & Analyzed: 11/21/2013 | |
| Iron - Dissolved | 1.17 | 0.0200 | mg/L | 1.00 | ND | 117 | 75-125 | | | | |
| Reference (BK31086-SRM1) | | | | | | | | | | Prepared & Analyzed: 11/21/2013 | |
| Iron - Dissolved | 1.43 | 0.0200 | mg/L | 1.44 | | 99.3 | 88.2-113 | | | | |
| Batch BK31089 - EPA 3010A | | | | | | | | | | | |
| Blank (BK31089-BLK1) | | | | | | | | | | Prepared & Analyzed: 11/21/2013 | |
| Iron | ND | 0.0200 | mg/L | | | | | | | | |
| Duplicate (BK31089-DUP1) | | | | | | | | | | *Source sample: 13K0730-01 (WQ111813:1010NP2-10) Prepared & Analyzed: 11/21/2013 | |
| Iron | 1.14 | 0.0200 | mg/L | | 1.18 | | | | | 3.14 | 20 |
| Matrix Spike (BK31089-MS1) | | | | | | | | | | *Source sample: 13K0730-01 (WQ111813:1010NP2-10) Prepared & Analyzed: 11/21/2013 | |
| Iron | 2.21 | 0.0200 | mg/L | 1.00 | 1.18 | 103 | 75-125 | | | | |
| Reference (BK31089-SRM1) | | | | | | | | | | Prepared & Analyzed: 11/21/2013 | |
| Iron | 1.43 | 0.0200 | mg/L | 1.44 | | 99.4 | 88.2-113 | | | | |



Miscellaneous Physical Parameters - Quality Control Data

York Analytical Laboratories, Inc.

| Analyte | Result | Reporting Limit | Units | Spike Level | Source* Result | %REC | %REC Limits | Flag | RPD | RPD Limit | Flag |
|---------|--------|-----------------|-------|-------------|----------------|------|-------------|------|-----|-----------|------|
|---------|--------|-----------------|-------|-------------|----------------|------|-------------|------|-----|-----------|------|

Batch BK31256 - % Solids Prep

Blank (BK31256-BLK1)

Prepared & Analyzed: 11/25/2013

Total Dissolved Solids ND 1.00 mg/L

Duplicate (BK31256-DUP1)

*Source sample: 13K0730-01 (WQ111813:1010NP2-10)

Prepared & Analyzed: 11/25/2013

Total Dissolved Solids 92.0 1.00 mg/L 97.0 5.29 15



Volatile Analysis Sample Containers

| Lab ID | Client Sample ID | Volatile Sample Container |
|------------|---------------------|---|
| 13K0729-01 | WQ111813:1000NP2-6 | 40mL Clear Vial (pre-pres.) HCl; Cool to 4° C |
| 13K0729-02 | WQ111813:1005NP2-7 | 40mL Clear Vial (pre-pres.) HCl; Cool to 4° C |
| 13K0730-01 | WQ111813:1010NP2-10 | 40mL Clear Vial (pre-pres.) HCl; Cool to 4° C |

Notes and Definitions

| | |
|-----------|--|
| QL-02 | This LCS analyte is outside Laboratory Recovery limits due the analyte behavior using the referenced method. The reference method has certain limitations with respect to analytes of this nature. |
| J | Detected below the Reporting Limit but greater than or equal to the Method Detection Limit (MDL/LOD) or in the case of a TIC, the result is an estimated concentration. |
| CCV-E | The value reported is ESTIMATED. The value is estimated due to its behavior during continuing calibration verification (>20% Difference for average Rf or >20% Drift for quadratic fit). |
| ND | Analyte NOT DETECTED at the stated Reporting Limit (RL) or above. |
| RL | REPORTING LIMIT - the minimum reportable value based upon the lowest point in the analyte calibration curve. |
| MDL | METHOD DETECTION LIMIT - the minimum concentration that can be measured and reported with a 99% confidence that the concentration is greater than zero. If requested or required, a value reported below the RL and above the MDL is considered estimated and is noted with a "J" flag. |
| NR | Not reported |
| RPD | Relative Percent Difference |
| Wet | The data has been reported on an as-received (wet weight) basis |
| Low Bias | Low Bias flag indicates that the recovery of the flagged analyte is below the laboratory or regulatory lower control limit. The data user should take note that this analyte may be biased low but should evaluate multiple lines of evidence including the LCS and site-specific MS/MSD data to draw bias conclusions. In cases where no site-specific MS/MSD was requested, only the LCS data can be used to evaluate such bias. |
| High Bias | High Bias flag indicates that the recovery of the flagged analyte is above the laboratory or regulatory upper control limit. The data user should take note that this analyte may be biased high but should evaluate multiple lines of evidence including the LCS and site-specific MS/MSD data to draw bias conclusions. In cases where no site-specific MS/MSD was requested, only the LCS data can be used to evaluate such bias. |
| Non-Dir. | Non-dir. flag (Non-Directional Bias) indicates that the Relative Percent Difference (RPD) (a measure of precision) among the MS and MSD data is outside the laboratory or regulatory control limit. This alerts the data user where the MS and MSD are from site-specific samples that the RPD is high due to either non-homogeneous distribution of target analyte between the MS/MSD or indicates poor reproducibility for other reasons. |

If EPA SW-846 method 8270 is included herein it is noted that the target compound N-nitrosodiphenylamine (NDPA) decomposes in the gas chromatographic inlet and cannot be separated from diphenylamine (DPA). These results could actually represent 100% DPA, 100% NDPA or some combination of the two. For this reason, York reports the combined result for n-nitrosodiphenylamine and diphenylamine for either of these compounds as a combined concentration as Diphenylamine.

If Total PCBs are detected and the target aroclors reported are "Not detected", the Total PCB value is reported due to the presence of either or both Aroclors 1262 and 1268 which are non-target aroclors for some regulatory lists.

2-chloroethylvinyl ether readily breaks down under acidic conditions. Samples that are acid preserved, including standards will exhibit breakdown. The data user should take note.

Certification for pH is no longer offered by NYDOH ELAP.

Semi-Volatile and Volatile analyses are reported down to the MDL, with values between the MDL and the RL being "J" flagged as estimated results.

YORK

ANALYTICAL LABORATORIES, INC.

120 RESEARCH DR. STRATFORD, CT 06615
(203) 325-1371 FAX (203) 357-0166

Field Chain-of-Custody Record

Page 1 of 1

NOTE: York's Std. Terms & Conditions are listed on the back side of this document. This document serves as your written authorization to York to proceed with the analyses requested and your signature binds you to York's Std. Terms & Conditions.

York Project No. 13K0729

| | | | | | | | | | | | |
|--|--|---|--|---|--|--|--|--|--|--|--|
| YOUR Information Company: <u>L B G</u> Address: <u>4 Research Dr. Suite 301</u> <u>Shelton, CT 06484</u> Phone No. <u>203-929-8555</u> Contact Person: <u>Tunde Sandoz</u> E-Mail Address: <u>Tsandoz@lbgct.com</u> | | Report To: Company: <u>Same</u> Address: _____ Phone No. _____ Attention: _____ E-Mail Address: _____ | | Invoice To: Company: <u>Same</u> Address: _____ Phone No. _____ Attention: _____ E-Mail Address: _____ | | YOUR Project ID Metals: _____ Semit-Vols.: _____ Perfluorinated: _____ Volatiles: _____ Matrix Codes: _____ S - soil Other - specify (oil, etc.) WW - wastewater GW - groundwater DW - drinking water Air-A - ambient air Air-SV - soil vapor | | Turn-Around Time RUSH - Same Day <input type="checkbox"/> RUSH - Next Day <input type="checkbox"/> RUSH - Two Day <input type="checkbox"/> RUSH - Three Day <input type="checkbox"/> RUSH - Four Day <input type="checkbox"/> Standard (5-7 Days) <input checked="" type="checkbox"/> | | Report Type Summary Report <input checked="" type="checkbox"/> Summary w/ QA summary <input checked="" type="checkbox"/> CT RCP Package <input type="checkbox"/> CIRCP DQAD/DUE Pkg <input type="checkbox"/> NY ASP A Package <input type="checkbox"/> NY ASP B Package <input type="checkbox"/> NJDEP Red. Deliv. <input type="checkbox"/> Electronic Data Deliverables (EDD) <input type="checkbox"/> | |
| Purchase Order No. <u>NAB5A6</u> | | Samples from: CT <input type="checkbox"/> NY <input checked="" type="checkbox"/> NJ <input type="checkbox"/> | | Full Lists: _____ Misc.: _____ Phil. Poll. _____ TCL Organics _____ TAL MeCN _____ Full TCLP _____ Full App. IX _____ Part 360 Residue _____ Part 360 Residue TOX _____ Part 360 Residue BTU/Ub. _____ Part 360 Residue Aromatic Tox _____ NYDEP Permit _____ NYDEP Cement _____ NYDEP Cement Asbestos _____ TAGM _____ Silica _____ | | Misc. Org. _____ TPH GRO _____ TPH DRO _____ CT ETPH _____ NY 310-13 _____ TPH 1664 _____ Air TO14A _____ Air TO15 _____ Air STARS _____ Air VPH _____ Air TICs _____ Methane _____ Halogen _____ | | Misc. _____ Corrosivity _____ Reactivity _____ Ignitability _____ Flash Point _____ Sieve Anal. _____ Hexachlorobenzene _____ TOX _____ BTU/Ub. _____ Aromatic Tox _____ NYDEP Permit _____ NYDEP Cement _____ NYDEP Cement Asbestos _____ TAGM _____ Silica _____ | | Container Description(s) <u>3V 2P</u> <u>3V 2P</u> <u>3V 3P</u> | |

Print Clearly and Legibly. All information must be complete. Samples will NOT be logged in and the turn-around time clock will not begin until any questions by York are resolved.

_____ Samples Collected/Authorized By (Signature)
STEPHEN HANAT Name (printed)

| Sample Identification | Date Sampled | Sample Matrix | Choose Analyses Needed from the Menu Above and Enter Below | Container Description(s) | Temperature on Receipt |
|-----------------------|---------------|---------------|--|--------------------------|------------------------|
| WQ111813:1000NP2-6 | 11/18/13 1000 | GW | Fe by EPA 800.7/Fe, Dissolved by EPA 6010 (SW 846-6100B) / VOCs, P260 List (EPA SW 845-8260b) plus from 113 | 3V 2P | 4.1 °C |
| WQ111813:1005NP2-7 | 1005 | GW | Fe by EPA 800.7/Fe, Dissolved by EPA 6010 (SW 846-6100B) / VOCs, P260 List (EPA SW 845-8260b) plus from 113 / TDS (SH 2540c) | 3V 2P | 4.1 °C |
| WQ111813:1010NP2-10 | 1010 | GW | | 3V 3P | 4.1 °C |
| Comments: _____ | | | | | |

YORK

ANALYTICAL LABORATORIES, INC.
 120 RESEARCH DR. STRATFORD, CT 06615
 (203) 325-1371 FAX (203) 357-0166

Field Chain-of-Custody Record

Page 1 of 1

NOTE: York's Std. Terms & Conditions are listed on the back side of this document. This document serves as your written authorization to York to proceed with the analyses requested and your signature binds you to York's Std. Terms & Conditions.


York Project No. 13K0730

| | | | | | | | | | | | |
|--|--|---|--|--|--|--|--|--|--|--|--|
| YOUR Information Company: <u>LB6</u> Address: <u>4 Research Dr Suite 301 Shelton CT 06484</u> Phone No. <u>203-929-8555</u> Contact Person: <u>Tunde Sandor</u> E-Mail Address: <u>Tsandor@lb6ct.com</u> | | Report To: Company: <u>Same</u> Address: _____ Phone No. _____ Attention: _____ E-Mail Address: _____ | | Invoice To: Company: <u>Same</u> Address: _____ Phone No. _____ Attention: _____ E-Mail Address: _____ | | YOUR Project ID <u>Apwe Industries.</u> Purchase Order No. <u>HAB5A6.</u> Samples from: CT NY X NJ | | Turn-Around Time RUSH - Same Day <input type="checkbox"/> RUSH - Next Day <input type="checkbox"/> RUSH - Two Day <input type="checkbox"/> RUSH - Three Day <input type="checkbox"/> RUSH - Four Day <input type="checkbox"/> Standard (5-7 Days) <input checked="" type="checkbox"/> | | Report Type Summary Report <u>X</u> pdf Summary w/ QA Summary <u>X</u> pdf CT RCP Package CT RCP DQ/ADUE Pkg NY ASP A Package NY ASP B Package <u>NP2-10-0-11</u> pdf NIDEP Red. Deliv. <i>Electronc Data Deliverables (EDD)</i> Simple Excel <u>X</u> NYSDEC EQUS EQUS (std) EZ-EDD (EQUS) NIDEP SRP HazSite EDD GIS/KEY (std) Other York Regulatory Comparison Excel Spreadsheet Compare to the following Regs. (please fill in): | |
|--|--|---|--|--|--|--|--|--|--|--|--|

| Matrix Codes | Volatiles | Semivolatiles | Metals | Misc. Org. | Full Lists | Misc. |
|--|---|--|---|--|---|---|
| S - soil Other - specify (oil, etc) WW - wastewater GW - groundwater DW - drinking water Air-A - ambient air Air-SV - soil vapor | 8260 fill 624 STARS list BN Only Asids Only PAH list Ketones TCL list TACM list CT RCP list Arom. only Halog. only App. IX list 8021B list | 3082 PCB 808 IPest B15 Herb CT RCP App. IX Site Spec. SPEP rTCLP TCLP Pest TCLP Herb Chloroane 608 Pest TCLP BNA SPEP rTCLP 608 PCB | RCRA8 PP13 list TAL CT15 list TAGM list NIDEP list Total Dissolved SPEP rTCLP Inhalables LIST Below | TPH GRO TPH DRO CT ETPH NY 310-13 TPH 1661 Air TO14A Air TO15 Air STARS Air VPH Air TCS Methane Hydro | Fed. Poll. TCL Opacts TAL Mecon Full TCLP Full App. IX Part 360 Reuse Part 360 Reuse Part 360 Reuse Part 360 Reuse NYDEP Power NYSDEC New TAGM | Comosivity Reactivity Ignitability Flash Point Steam Anal. Heterocycle TOX BTU/b. Aromatic NYDEP Power TOC Adsos Silica |

| Sample Identification | Date Sampled | Sample Matrix | Choose Analyses Needed from the Menu Above and Enter Below | Container Description(s) |
|-----------------------|---------------|---------------|---|--------------------------|
| WQ111813:1000NP2-6 | 11/18/13 1000 | GW | Fe by EPA 800.7/Fe, Dissolved by EPA 6010 (SW 846-0100) / VOCs, 8260 List (EPA SW 846-8260b) plus fecal 13 | 3U 20 |
| WQ111813:1005NP2-7 | 1005 | GW | Fe by EPA 800.7/Fe, Dissolved by EPA 6010 (SW 846-0100) / VOCs, 8260 List (EPA SW 846-8260b) plus fecal 13 / TDS (SH 2540C) | 3U 2P |
| WQ111813:1010NP2-10 | 1010 | GW | | 3U 3P |

| | | |
|--|---|---|
| Preservation Check these Applicable Special Instructions Field Filtered <input type="checkbox"/> Lab to Filter <input type="checkbox"/> | 4°C _____ Frozen _____ HCl _____ H ₂ SO ₄ _____ NaOH _____ ZnAc _____ Ascorbic Acid _____ Other _____ | Temperature on Receipt <u>4.1</u> °C |
| Samples Relinquished By _____ Date/Time _____ Samples Relinquished By _____ Date/Time _____ | Samples Received By <u>Cherie</u> (17-03) Date/Time <u>11/20/13 - 1650</u> Samples Received in L.A.R. by _____ Date/Time _____ | |



Technical Report

prepared for:

Leggette Brashears & Graham Shelton Office

4 Research Drive, Suite 301

Shelton CT, 06484

Attention: Tunde Komuves-Sandor

Report Date: 12/10/2013

Client Project ID: Rowe Industries

York Project (SDG) No.: 13K1031

CT Cert. No. PH-0723

New Jersey Cert. No. CT-005



New York Cert. No. 10854

PA Cert. No. 68-04440

Report Date: 12/10/2013
Client Project ID: Rowe Industries
York Project (SDG) No.: 13K1031

Leggette Brashears & Graham Shelton Office
4 Research Drive, Suite 301
Shelton CT, 06484
Attention: Tunde Komuves-Sandor

Purpose and Results

This report contains the analytical data for the sample(s) identified on the attached chain-of-custody received in our laboratory on November 27, 2013 and listed below. The project was identified as your project: **Rowe Industries**.

The analyses were conducted utilizing appropriate EPA, Standard Methods, and ASTM methods as detailed in the data summary tables.

All samples were received in proper condition meeting the customary acceptance requirements for environmental samples except those indicated under the Notes section of this report.

All analyses met the method and laboratory standard operating procedure requirements except as indicated by any data flags, the meaning of which are explained in the attachment to this report, and case narrative if applicable.

The results of the analyses, which are all reported on dry weight basis (soils) unless otherwise noted, are detailed in the following pages.

Please contact Client Services at 203.325.1371 with any questions regarding this report.

| <u>York Sample ID</u> | <u>Client Sample ID</u> | <u>Matrix</u> | <u>Date Collected</u> | <u>Date Received</u> |
|-----------------------|-------------------------|---------------|-----------------------|----------------------|
| 13K1031-01 | WQ112613: NP2-6 | Water | 11/26/2013 | 11/27/2013 |
| 13K1031-02 | WQ112613: NP2-7 | Water | 11/26/2013 | 11/27/2013 |
| 13K1033-01 | WQ112613: NP2-10 | Water | 11/26/2013 | 11/27/2013 |

General Notes for York Project (SDG) No.: 13K1031

1. The RLs and MDLs (Reporting Limit and Method Detection Limit respectively) reported are adjusted for any dilution necessary due to the levels of target and/or non-target analytes and matrix interference. The RL(REPORTING LIMIT) is based upon the lowest standard utilized for the calibration where applicable.
2. Samples are retained for a period of thirty days after submittal of report, unless other arrangements are made.
3. York's liability for the above data is limited to the dollar value paid to York for the referenced project.
4. This report shall not be reproduced without the written approval of York Analytical Laboratories, Inc.
5. All samples were received in proper condition for analysis with proper documentation, unless otherwise noted.
6. All analyses conducted met method or Laboratory SOP requirements. See the Qualifiers and/or Narrative sections for further information.
7. It is noted that no analyses reported herein were subcontracted to another laboratory, unless noted in the report.
8. This report reflects results that relate only to the samples submitted on the attached chain-of-custody form(s) received by York.

Approved By:



Benjamin Gulizia
Laboratory Director

Date: 12/10/2013





Sample Information

Client Sample ID: WQ112613: NP2-6

York Sample ID: 13K1031-01

York Project (SDG) No.
13K1031

Client Project ID
Rowe Industries

Matrix
Water

Collection Date/Time
November 26, 2013 3:00 pm

Date Received
11/27/2013

Volatile Organics, 8260 List - Low Level

Log-in Notes:

Sample Notes:

Sample Prepared by Method: EPA 5030B

| CAS No. | Parameter | Result | Flag | Units | MDL | RL | Dilution | Reference Method | Date/Time Prepared | Date/Time Analyzed | Analyst |
|----------|---|--------|------|-------|------|------|----------|------------------|--------------------|--------------------|---------|
| 630-20-6 | 1,1,1,2-Tetrachloroethane | ND | | ug/L | 0.20 | 0.50 | 1 | EPA 8260C | 12/02/2013 17:07 | 12/03/2013 12:58 | BK |
| 71-55-6 | 1,1,1-Trichloroethane | 0.22 | J | ug/L | 0.20 | 0.50 | 1 | EPA 8260C | 12/02/2013 17:07 | 12/03/2013 12:58 | BK |
| 79-34-5 | 1,1,2,2-Tetrachloroethane | ND | | ug/L | 0.20 | 0.50 | 1 | EPA 8260C | 12/02/2013 17:07 | 12/03/2013 12:58 | BK |
| 76-13-1 | 1,1,2-Trichloro-1,2,2-trifluoroethane (Freon 113) | ND | | ug/L | 0.20 | 0.50 | 1 | EPA 8260C | 12/02/2013 17:07 | 12/03/2013 12:58 | BK |
| 79-00-5 | 1,1,2-Trichloroethane | ND | | ug/L | 0.20 | 0.50 | 1 | EPA 8260C | 12/02/2013 17:07 | 12/03/2013 12:58 | BK |
| 75-34-3 | 1,1-Dichloroethane | ND | | ug/L | 0.20 | 0.50 | 1 | EPA 8260C | 12/02/2013 17:07 | 12/03/2013 12:58 | BK |
| 75-35-4 | 1,1-Dichloroethylene | ND | | ug/L | 0.20 | 0.50 | 1 | EPA 8260C | 12/02/2013 17:07 | 12/03/2013 12:58 | BK |
| 563-58-6 | 1,1-Dichloropropylene | ND | | ug/L | 0.20 | 0.50 | 1 | EPA 8260C | 12/02/2013 17:07 | 12/03/2013 12:58 | BK |
| 87-61-6 | 1,2,3-Trichlorobenzene | ND | | ug/L | 0.20 | 0.50 | 1 | EPA 8260C | 12/02/2013 17:07 | 12/03/2013 12:58 | BK |
| 96-18-4 | 1,2,3-Trichloropropane | ND | | ug/L | 0.20 | 0.50 | 1 | EPA 8260C | 12/02/2013 17:07 | 12/03/2013 12:58 | BK |
| 120-82-1 | 1,2,4-Trichlorobenzene | ND | | ug/L | 0.20 | 0.50 | 1 | EPA 8260C | 12/02/2013 17:07 | 12/03/2013 12:58 | BK |
| 95-63-6 | 1,2,4-Trimethylbenzene | ND | | ug/L | 0.20 | 0.50 | 1 | EPA 8260C | 12/02/2013 17:07 | 12/03/2013 12:58 | BK |
| 96-12-8 | 1,2-Dibromo-3-chloropropane | ND | | ug/L | 0.20 | 0.50 | 1 | EPA 8260C | 12/02/2013 17:07 | 12/03/2013 12:58 | BK |
| 106-93-4 | 1,2-Dibromoethane | ND | | ug/L | 0.20 | 0.50 | 1 | EPA 8260C | 12/02/2013 17:07 | 12/03/2013 12:58 | BK |
| 95-50-1 | 1,2-Dichlorobenzene | ND | | ug/L | 0.20 | 0.50 | 1 | EPA 8260C | 12/02/2013 17:07 | 12/03/2013 12:58 | BK |
| 107-06-2 | 1,2-Dichloroethane | ND | | ug/L | 0.20 | 0.50 | 1 | EPA 8260C | 12/02/2013 17:07 | 12/03/2013 12:58 | BK |
| 78-87-5 | 1,2-Dichloropropane | ND | | ug/L | 0.20 | 0.50 | 1 | EPA 8260C | 12/02/2013 17:07 | 12/03/2013 12:58 | BK |
| 108-67-8 | 1,3,5-Trimethylbenzene | ND | | ug/L | 0.20 | 0.50 | 1 | EPA 8260C | 12/02/2013 17:07 | 12/03/2013 12:58 | BK |
| 541-73-1 | 1,3-Dichlorobenzene | ND | | ug/L | 0.20 | 0.50 | 1 | EPA 8260C | 12/02/2013 17:07 | 12/03/2013 12:58 | BK |
| 142-28-9 | 1,3-Dichloropropane | ND | | ug/L | 0.20 | 0.50 | 1 | EPA 8260C | 12/02/2013 17:07 | 12/03/2013 12:58 | BK |
| 106-46-7 | 1,4-Dichlorobenzene | ND | | ug/L | 0.20 | 0.50 | 1 | EPA 8260C | 12/02/2013 17:07 | 12/03/2013 12:58 | BK |
| 594-20-7 | 2,2-Dichloropropane | ND | | ug/L | 0.20 | 0.50 | 1 | EPA 8260C | 12/02/2013 17:07 | 12/03/2013 12:58 | BK |
| 95-49-8 | 2-Chlorotoluene | ND | | ug/L | 0.20 | 0.50 | 1 | EPA 8260C | 12/02/2013 17:07 | 12/03/2013 12:58 | BK |
| 591-78-6 | 2-Hexanone | ND | | ug/L | 0.20 | 0.50 | 1 | EPA 8260C | 12/02/2013 17:07 | 12/03/2013 12:58 | BK |
| 106-43-4 | 4-Chlorotoluene | ND | | ug/L | 0.20 | 0.50 | 1 | EPA 8260C | 12/02/2013 17:07 | 12/03/2013 12:58 | BK |
| 67-64-1 | Acetone | ND | | ug/L | 1.0 | 2.0 | 1 | EPA 8260C | 12/02/2013 17:07 | 12/03/2013 12:58 | BK |
| 71-43-2 | Benzene | ND | | ug/L | 0.20 | 0.50 | 1 | EPA 8260C | 12/02/2013 17:07 | 12/03/2013 12:58 | BK |
| 108-86-1 | Bromobenzene | ND | | ug/L | 0.20 | 0.50 | 1 | EPA 8260C | 12/02/2013 17:07 | 12/03/2013 12:58 | BK |
| 74-97-5 | Bromochloromethane | ND | | ug/L | 0.20 | 0.50 | 1 | EPA 8260C | 12/02/2013 17:07 | 12/03/2013 12:58 | BK |
| 75-27-4 | Bromodichloromethane | ND | | ug/L | 0.20 | 0.50 | 1 | EPA 8260C | 12/02/2013 17:07 | 12/03/2013 12:58 | BK |



Sample Information

Client Sample ID: WQ112613: NP2-6

York Sample ID: 13K1031-01

York Project (SDG) No.

Client Project ID

Matrix

Collection Date/Time

Date Received

13K1031

Rowe Industries

Water

November 26, 2013 3:00 pm

11/27/2013

Volatile Organics, 8260 List - Low Level

Log-in Notes:

Sample Notes:

Sample Prepared by Method: EPA 5030B

| CAS No. | Parameter | Result | Flag | Units | MDL | RL | Dilution | Reference Method | Date/Time Prepared | Date/Time Analyzed | Analyst |
|-------------|--------------------------------|-------------|------|-------|------|------|----------|------------------|--------------------|--------------------|---------|
| 75-25-2 | Bromoform | ND | | ug/L | 0.20 | 0.50 | 1 | EPA 8260C | 12/02/2013 17:07 | 12/03/2013 12:58 | BK |
| 74-83-9 | Bromomethane | ND | | ug/L | 0.20 | 0.50 | 1 | EPA 8260C | 12/02/2013 17:07 | 12/03/2013 12:58 | BK |
| 56-23-5 | Carbon tetrachloride | ND | | ug/L | 0.20 | 0.50 | 1 | EPA 8260C | 12/02/2013 17:07 | 12/03/2013 12:58 | BK |
| 108-90-7 | Chlorobenzene | ND | | ug/L | 0.20 | 0.50 | 1 | EPA 8260C | 12/02/2013 17:07 | 12/03/2013 12:58 | BK |
| 75-00-3 | Chloroethane | ND | | ug/L | 0.20 | 0.50 | 1 | EPA 8260C | 12/02/2013 17:07 | 12/03/2013 12:58 | BK |
| 67-66-3 | Chloroform | ND | | ug/L | 0.20 | 0.50 | 1 | EPA 8260C | 12/02/2013 17:07 | 12/03/2013 12:58 | BK |
| 74-87-3 | Chloromethane | ND | | ug/L | 0.20 | 0.50 | 1 | EPA 8260C | 12/02/2013 17:07 | 12/03/2013 12:58 | BK |
| 156-59-2 | cis-1,2-Dichloroethylene | 0.43 | J | ug/L | 0.20 | 0.50 | 1 | EPA 8260C | 12/02/2013 17:07 | 12/03/2013 12:58 | BK |
| 10061-01-5 | cis-1,3-Dichloropropylene | ND | | ug/L | 0.20 | 0.50 | 1 | EPA 8260C | 12/02/2013 17:07 | 12/03/2013 12:58 | BK |
| 124-48-1 | Dibromochloromethane | ND | | ug/L | 0.20 | 0.50 | 1 | EPA 8260C | 12/02/2013 17:07 | 12/03/2013 12:58 | BK |
| 74-95-3 | Dibromomethane | ND | | ug/L | 0.20 | 0.50 | 1 | EPA 8260C | 12/02/2013 17:07 | 12/03/2013 12:58 | BK |
| 75-71-8 | Dichlorodifluoromethane | ND | | ug/L | 0.20 | 0.50 | 1 | EPA 8260C | 12/02/2013 17:07 | 12/03/2013 12:58 | BK |
| 100-41-4 | Ethyl Benzene | ND | | ug/L | 0.20 | 0.50 | 1 | EPA 8260C | 12/02/2013 17:07 | 12/03/2013 12:58 | BK |
| 87-68-3 | Hexachlorobutadiene | ND | | ug/L | 0.20 | 0.50 | 1 | EPA 8260C | 12/02/2013 17:07 | 12/03/2013 12:58 | BK |
| 98-82-8 | Isopropylbenzene | ND | | ug/L | 0.20 | 0.50 | 1 | EPA 8260C | 12/02/2013 17:07 | 12/03/2013 12:58 | BK |
| 1634-04-4 | Methyl tert-butyl ether (MTBE) | ND | | ug/L | 0.20 | 0.50 | 1 | EPA 8260C | 12/02/2013 17:07 | 12/03/2013 12:58 | BK |
| 75-09-2 | Methylene chloride | ND | | ug/L | 1.0 | 2.0 | 1 | EPA 8260C | 12/02/2013 17:07 | 12/03/2013 12:58 | BK |
| 91-20-3 | Naphthalene | ND | | ug/L | 1.0 | 2.0 | 1 | EPA 8260C | 12/02/2013 17:07 | 12/03/2013 12:58 | BK |
| 104-51-8 | n-Butylbenzene | ND | | ug/L | 0.20 | 0.50 | 1 | EPA 8260C | 12/02/2013 17:07 | 12/03/2013 12:58 | BK |
| 103-65-1 | n-Propylbenzene | ND | | ug/L | 0.20 | 0.50 | 1 | EPA 8260C | 12/02/2013 17:07 | 12/03/2013 12:58 | BK |
| 95-47-6 | o-Xylene | ND | | ug/L | 0.20 | 0.50 | 1 | EPA 8260C | 12/02/2013 17:07 | 12/03/2013 12:58 | BK |
| 179601-23-1 | p- & m- Xylenes | ND | | ug/L | 0.50 | 1.0 | 1 | EPA 8260C | 12/02/2013 17:07 | 12/03/2013 12:58 | BK |
| 99-87-6 | p-Isopropyltoluene | ND | | ug/L | 0.20 | 0.50 | 1 | EPA 8260C | 12/02/2013 17:07 | 12/03/2013 12:58 | BK |
| 135-98-8 | sec-Butylbenzene | ND | | ug/L | 0.20 | 0.50 | 1 | EPA 8260C | 12/02/2013 17:07 | 12/03/2013 12:58 | BK |
| 100-42-5 | Styrene | ND | | ug/L | 0.20 | 0.50 | 1 | EPA 8260C | 12/02/2013 17:07 | 12/03/2013 12:58 | BK |
| 98-06-6 | tert-Butylbenzene | ND | | ug/L | 0.20 | 0.50 | 1 | EPA 8260C | 12/02/2013 17:07 | 12/03/2013 12:58 | BK |
| 127-18-4 | Tetrachloroethylene | 0.93 | | ug/L | 0.20 | 0.50 | 1 | EPA 8260C | 12/02/2013 17:07 | 12/03/2013 12:58 | BK |
| 108-88-3 | Toluene | ND | | ug/L | 0.20 | 0.50 | 1 | EPA 8260C | 12/02/2013 17:07 | 12/03/2013 12:58 | BK |
| 156-60-5 | trans-1,2-Dichloroethylene | ND | | ug/L | 0.20 | 0.50 | 1 | EPA 8260C | 12/02/2013 17:07 | 12/03/2013 12:58 | BK |
| 10061-02-6 | trans-1,3-Dichloropropylene | ND | | ug/L | 0.20 | 0.50 | 1 | EPA 8260C | 12/02/2013 17:07 | 12/03/2013 12:58 | BK |
| 79-01-6 | Trichloroethylene | 0.20 | J | ug/L | 0.20 | 0.50 | 1 | EPA 8260C | 12/02/2013 17:07 | 12/03/2013 12:58 | BK |
| 75-69-4 | Trichlorofluoromethane | ND | | ug/L | 0.20 | 0.50 | 1 | EPA 8260C | 12/02/2013 17:07 | 12/03/2013 12:58 | BK |



Sample Information

Client Sample ID: WQ112613: NP2-6

York Sample ID: 13K1031-01

York Project (SDG) No.

Client Project ID

Matrix

Collection Date/Time

Date Received

13K1031

Rowe Industries

Water

November 26, 2013 3:00 pm

11/27/2013

Volatile Organics, 8260 List - Low Level

Log-in Notes:

Sample Notes:

Sample Prepared by Method: EPA 5030B

Table with 12 columns: CAS No., Parameter, Result, Flag, Units, MDL, RL, Dilution, Reference Method, Date/Time Prepared, Date/Time Analyzed, Analyst. Rows include Vinyl Chloride, Xylenes, Total, and Surrogate Recoveries for 1,2-Dichloroethane-d4, p-Bromofluorobenzene, and Toluene-d8.

Iron by EPA 200.7

Log-in Notes:

Sample Notes:

Sample Prepared by Method: EPA 3010A

Table with 12 columns: CAS No., Parameter, Result, Flag, Units, MDL, RL, Dilution, Reference Method, Date/Time Prepared, Date/Time Analyzed, Analyst. Row includes Iron with result 8.71.

Iron, Dissolved by EPA 6010

Log-in Notes:

Sample Notes:

Sample Prepared by Method: EPA 3010A

Table with 12 columns: CAS No., Parameter, Result, Flag, Units, MDL, RL, Dilution, Reference Method, Date/Time Prepared, Date/Time Analyzed, Analyst. Row includes Iron with result 0.133.

Sample Information

Client Sample ID: WQ112613: NP2-7

York Sample ID: 13K1031-02

York Project (SDG) No.

Client Project ID

Matrix

Collection Date/Time

Date Received

13K1031

Rowe Industries

Water

November 26, 2013 3:00 pm

11/27/2013

Volatile Organics, 8260 List - Low Level

Log-in Notes:

Sample Notes:

Sample Prepared by Method: EPA 5030B

Table with 12 columns: CAS No., Parameter, Result, Flag, Units, MDL, RL, Dilution, Reference Method, Date/Time Prepared, Date/Time Analyzed, Analyst. Rows include 1,1,1,2-Tetrachloroethane, 1,1,1-Trichloroethane, 1,1,2,2-Tetrachloroethane, 1,1,2-Trichloro-1,2,2-trifluoroethane (Freon 113), 1,1,2-Trichloroethane, 1,1-Dichloroethane, and 1,1-Dichloroethylene.



Sample Information

Client Sample ID: WQ112613: NP2-7

York Sample ID: 13K1031-02

York Project (SDG) No.

Client Project ID

Matrix

Collection Date/Time

Date Received

13K1031

Rowe Industries

Water

November 26, 2013 3:00 pm

11/27/2013

Volatile Organics, 8260 List - Low Level

Log-in Notes:

Sample Notes:

Sample Prepared by Method: EPA 5030B

| CAS No. | Parameter | Result | Flag | Units | MDL | RL | Dilution | Reference Method | Date/Time Prepared | Date/Time Analyzed | Analyst |
|----------|-----------------------------|--------|------|-------|------|------|----------|------------------|--------------------|--------------------|---------|
| 563-58-6 | 1,1-Dichloropropylene | ND | | ug/L | 0.20 | 0.50 | 1 | EPA 8260C | 12/03/2013 08:19 | 12/03/2013 23:18 | BK |
| 87-61-6 | 1,2,3-Trichlorobenzene | ND | | ug/L | 0.20 | 0.50 | 1 | EPA 8260C | 12/03/2013 08:19 | 12/03/2013 23:18 | BK |
| 96-18-4 | 1,2,3-Trichloropropane | ND | | ug/L | 0.20 | 0.50 | 1 | EPA 8260C | 12/03/2013 08:19 | 12/03/2013 23:18 | BK |
| 120-82-1 | 1,2,4-Trichlorobenzene | ND | | ug/L | 0.20 | 0.50 | 1 | EPA 8260C | 12/03/2013 08:19 | 12/03/2013 23:18 | BK |
| 95-63-6 | 1,2,4-Trimethylbenzene | ND | | ug/L | 0.20 | 0.50 | 1 | EPA 8260C | 12/03/2013 08:19 | 12/03/2013 23:18 | BK |
| 96-12-8 | 1,2-Dibromo-3-chloropropane | ND | | ug/L | 0.20 | 0.50 | 1 | EPA 8260C | 12/03/2013 08:19 | 12/03/2013 23:18 | BK |
| 106-93-4 | 1,2-Dibromoethane | ND | | ug/L | 0.20 | 0.50 | 1 | EPA 8260C | 12/03/2013 08:19 | 12/03/2013 23:18 | BK |
| 95-50-1 | 1,2-Dichlorobenzene | ND | | ug/L | 0.20 | 0.50 | 1 | EPA 8260C | 12/03/2013 08:19 | 12/03/2013 23:18 | BK |
| 107-06-2 | 1,2-Dichloroethane | ND | | ug/L | 0.20 | 0.50 | 1 | EPA 8260C | 12/03/2013 08:19 | 12/03/2013 23:18 | BK |
| 78-87-5 | 1,2-Dichloropropane | ND | | ug/L | 0.20 | 0.50 | 1 | EPA 8260C | 12/03/2013 08:19 | 12/03/2013 23:18 | BK |
| 108-67-8 | 1,3,5-Trimethylbenzene | ND | | ug/L | 0.20 | 0.50 | 1 | EPA 8260C | 12/03/2013 08:19 | 12/03/2013 23:18 | BK |
| 541-73-1 | 1,3-Dichlorobenzene | ND | | ug/L | 0.20 | 0.50 | 1 | EPA 8260C | 12/03/2013 08:19 | 12/03/2013 23:18 | BK |
| 142-28-9 | 1,3-Dichloropropane | ND | | ug/L | 0.20 | 0.50 | 1 | EPA 8260C | 12/03/2013 08:19 | 12/03/2013 23:18 | BK |
| 106-46-7 | 1,4-Dichlorobenzene | ND | | ug/L | 0.20 | 0.50 | 1 | EPA 8260C | 12/03/2013 08:19 | 12/03/2013 23:18 | BK |
| 594-20-7 | 2,2-Dichloropropane | ND | | ug/L | 0.20 | 0.50 | 1 | EPA 8260C | 12/03/2013 08:19 | 12/03/2013 23:18 | BK |
| 95-49-8 | 2-Chlorotoluene | ND | | ug/L | 0.20 | 0.50 | 1 | EPA 8260C | 12/03/2013 08:19 | 12/03/2013 23:18 | BK |
| 591-78-6 | 2-Hexanone | ND | | ug/L | 0.20 | 0.50 | 1 | EPA 8260C | 12/03/2013 08:19 | 12/03/2013 23:18 | BK |
| 106-43-4 | 4-Chlorotoluene | ND | | ug/L | 0.20 | 0.50 | 1 | EPA 8260C | 12/03/2013 08:19 | 12/03/2013 23:18 | BK |
| 67-64-1 | Acetone | ND | | ug/L | 1.0 | 2.0 | 1 | EPA 8260C | 12/03/2013 08:19 | 12/03/2013 23:18 | BK |
| 71-43-2 | Benzene | ND | | ug/L | 0.20 | 0.50 | 1 | EPA 8260C | 12/03/2013 08:19 | 12/03/2013 23:18 | BK |
| 108-86-1 | Bromobenzene | ND | | ug/L | 0.20 | 0.50 | 1 | EPA 8260C | 12/03/2013 08:19 | 12/03/2013 23:18 | BK |
| 74-97-5 | Bromochloromethane | ND | | ug/L | 0.20 | 0.50 | 1 | EPA 8260C | 12/03/2013 08:19 | 12/03/2013 23:18 | BK |
| 75-27-4 | Bromodichloromethane | ND | | ug/L | 0.20 | 0.50 | 1 | EPA 8260C | 12/03/2013 08:19 | 12/03/2013 23:18 | BK |
| 75-25-2 | Bromoform | ND | | ug/L | 0.20 | 0.50 | 1 | EPA 8260C | 12/03/2013 08:19 | 12/03/2013 23:18 | BK |
| 74-83-9 | Bromomethane | ND | | ug/L | 0.20 | 0.50 | 1 | EPA 8260C | 12/03/2013 08:19 | 12/03/2013 23:18 | BK |
| 56-23-5 | Carbon tetrachloride | ND | | ug/L | 0.20 | 0.50 | 1 | EPA 8260C | 12/03/2013 08:19 | 12/03/2013 23:18 | BK |
| 108-90-7 | Chlorobenzene | ND | | ug/L | 0.20 | 0.50 | 1 | EPA 8260C | 12/03/2013 08:19 | 12/03/2013 23:18 | BK |
| 75-00-3 | Chloroethane | ND | | ug/L | 0.20 | 0.50 | 1 | EPA 8260C | 12/03/2013 08:19 | 12/03/2013 23:18 | BK |
| 67-66-3 | Chloroform | ND | | ug/L | 0.20 | 0.50 | 1 | EPA 8260C | 12/03/2013 08:19 | 12/03/2013 23:18 | BK |
| 74-87-3 | Chloromethane | ND | | ug/L | 0.20 | 0.50 | 1 | EPA 8260C | 12/03/2013 08:19 | 12/03/2013 23:18 | BK |
| 156-59-2 | cis-1,2-Dichloroethylene | ND | | ug/L | 0.20 | 0.50 | 1 | EPA 8260C | 12/03/2013 08:19 | 12/03/2013 23:18 | BK |



Sample Information

Client Sample ID: WQ112613: NP2-7

York Sample ID: 13K1031-02

York Project (SDG) No.

Client Project ID

Matrix

Collection Date/Time

Date Received

13K1031

Rowe Industries

Water

November 26, 2013 3:00 pm

11/27/2013

Volatile Organics, 8260 List - Low Level

Log-in Notes:

Sample Notes:

Sample Prepared by Method: EPA 5030B

| CAS No. | Parameter | Result | Flag | Units | MDL | RL | Dilution | Reference Method | Date/Time Prepared | Date/Time Analyzed | Analyst |
|-------------|----------------------------------|---------------|------|-------|-------------------------|------|----------|------------------|--------------------|--------------------|---------|
| 10061-01-5 | cis-1,3-Dichloropropylene | ND | | ug/L | 0.20 | 0.50 | 1 | EPA 8260C | 12/03/2013 08:19 | 12/03/2013 23:18 | BK |
| 124-48-1 | Dibromochloromethane | ND | | ug/L | 0.20 | 0.50 | 1 | EPA 8260C | 12/03/2013 08:19 | 12/03/2013 23:18 | BK |
| 74-95-3 | Dibromomethane | ND | | ug/L | 0.20 | 0.50 | 1 | EPA 8260C | 12/03/2013 08:19 | 12/03/2013 23:18 | BK |
| 75-71-8 | Dichlorodifluoromethane | ND | | ug/L | 0.20 | 0.50 | 1 | EPA 8260C | 12/03/2013 08:19 | 12/03/2013 23:18 | BK |
| 100-41-4 | Ethyl Benzene | ND | | ug/L | 0.20 | 0.50 | 1 | EPA 8260C | 12/03/2013 08:19 | 12/03/2013 23:18 | BK |
| 87-68-3 | Hexachlorobutadiene | ND | | ug/L | 0.20 | 0.50 | 1 | EPA 8260C | 12/03/2013 08:19 | 12/03/2013 23:18 | BK |
| 98-82-8 | Isopropylbenzene | ND | | ug/L | 0.20 | 0.50 | 1 | EPA 8260C | 12/03/2013 08:19 | 12/03/2013 23:18 | BK |
| 1634-04-4 | Methyl tert-butyl ether (MTBE) | ND | | ug/L | 0.20 | 0.50 | 1 | EPA 8260C | 12/03/2013 08:19 | 12/03/2013 23:18 | BK |
| 75-09-2 | Methylene chloride | ND | | ug/L | 1.0 | 2.0 | 1 | EPA 8260C | 12/03/2013 08:19 | 12/03/2013 23:18 | BK |
| 91-20-3 | Naphthalene | ND | | ug/L | 1.0 | 2.0 | 1 | EPA 8260C | 12/03/2013 08:19 | 12/03/2013 23:18 | BK |
| 104-51-8 | n-Butylbenzene | ND | | ug/L | 0.20 | 0.50 | 1 | EPA 8260C | 12/03/2013 08:19 | 12/03/2013 23:18 | BK |
| 103-65-1 | n-Propylbenzene | ND | | ug/L | 0.20 | 0.50 | 1 | EPA 8260C | 12/03/2013 08:19 | 12/03/2013 23:18 | BK |
| 95-47-6 | o-Xylene | ND | | ug/L | 0.20 | 0.50 | 1 | EPA 8260C | 12/03/2013 08:19 | 12/03/2013 23:18 | BK |
| 179601-23-1 | p- & m- Xylenes | ND | | ug/L | 0.50 | 1.0 | 1 | EPA 8260C | 12/03/2013 08:19 | 12/03/2013 23:18 | BK |
| 99-87-6 | p-Isopropyltoluene | ND | | ug/L | 0.20 | 0.50 | 1 | EPA 8260C | 12/03/2013 08:19 | 12/03/2013 23:18 | BK |
| 135-98-8 | sec-Butylbenzene | ND | | ug/L | 0.20 | 0.50 | 1 | EPA 8260C | 12/03/2013 08:19 | 12/03/2013 23:18 | BK |
| 100-42-5 | Styrene | ND | | ug/L | 0.20 | 0.50 | 1 | EPA 8260C | 12/03/2013 08:19 | 12/03/2013 23:18 | BK |
| 98-06-6 | tert-Butylbenzene | ND | | ug/L | 0.20 | 0.50 | 1 | EPA 8260C | 12/03/2013 08:19 | 12/03/2013 23:18 | BK |
| 127-18-4 | Tetrachloroethylene | 0.97 | | ug/L | 0.20 | 0.50 | 1 | EPA 8260C | 12/03/2013 08:19 | 12/03/2013 23:18 | BK |
| 108-88-3 | Toluene | ND | | ug/L | 0.20 | 0.50 | 1 | EPA 8260C | 12/03/2013 08:19 | 12/03/2013 23:18 | BK |
| 156-60-5 | trans-1,2-Dichloroethylene | ND | | ug/L | 0.20 | 0.50 | 1 | EPA 8260C | 12/03/2013 08:19 | 12/03/2013 23:18 | BK |
| 10061-02-6 | trans-1,3-Dichloropropylene | ND | | ug/L | 0.20 | 0.50 | 1 | EPA 8260C | 12/03/2013 08:19 | 12/03/2013 23:18 | BK |
| 79-01-6 | Trichloroethylene | ND | | ug/L | 0.20 | 0.50 | 1 | EPA 8260C | 12/03/2013 08:19 | 12/03/2013 23:18 | BK |
| 75-69-4 | Trichlorofluoromethane | ND | | ug/L | 0.20 | 0.50 | 1 | EPA 8260C | 12/03/2013 08:19 | 12/03/2013 23:18 | BK |
| 75-01-4 | Vinyl Chloride | ND | | ug/L | 0.50 | 0.50 | 1 | EPA 8260C | 12/03/2013 08:19 | 12/03/2013 23:18 | BK |
| 1330-20-7 | Xylenes, Total | ND | | ug/L | 0.60 | 1.5 | 1 | EPA 8260C | 12/03/2013 08:19 | 12/03/2013 23:18 | BK |
| | Surrogate Recoveries | Result | | | Acceptance Range | | | | | | |
| 17060-07-0 | Surrogate: 1,2-Dichloroethane-d4 | 75.0 % | S-08 | | 79-133 | | | | | | |
| 460-00-4 | Surrogate: p-Bromofluorobenzene | 93.0 % | | | 65-133 | | | | | | |
| 2037-26-5 | Surrogate: Toluene-d8 | 101 % | | | 80-123 | | | | | | |



Sample Information

Client Sample ID: WQ112613: NP2-7

York Sample ID: 13K1031-02

York Project (SDG) No.

Client Project ID

Matrix

Collection Date/Time

Date Received

13K1031

Rowe Industries

Water

November 26, 2013 3:00 pm

11/27/2013

Iron by EPA 200.7

Log-in Notes:

Sample Notes:

Sample Prepared by Method: EPA 3010A

| CAS No. | Parameter | Result | Flag | Units | MDL | RL | Dilution | Reference Method | Date/Time Prepared | Date/Time Analyzed | Analyst |
|-----------|-----------|--------|------|-------|--------|--------|----------|------------------|--------------------|--------------------|---------|
| 7439-89-6 | Iron | 10.8 | | mg/L | 0.0146 | 0.0200 | 1 | EPA 200.7 | 12/02/2013 14:52 | 12/02/2013 19:05 | MW |

Iron, Dissolved by EPA 6010

Log-in Notes:

Sample Notes:

Sample Prepared by Method: EPA 3010A

| CAS No. | Parameter | Result | Flag | Units | MDL | RL | Dilution | Reference Method | Date/Time Prepared | Date/Time Analyzed | Analyst |
|-----------|-----------|--------|------|-------|--------|--------|----------|------------------|--------------------|--------------------|---------|
| 7439-89-6 | Iron | 0.410 | | mg/L | 0.0200 | 0.0200 | 1 | EPA 6010C | 12/02/2013 14:49 | 12/02/2013 17:41 | MW |

Sample Information

Client Sample ID: WQ112613: NP2-10

York Sample ID: 13K1033-01

York Project (SDG) No.

Client Project ID

Matrix

Collection Date/Time

Date Received

13K1033

Rowe Industries

Water

November 26, 2013 3:00 pm

11/27/2013

Volatile Organics, 8260 List - Low Level

Log-in Notes:

Sample Notes:

Sample Prepared by Method: EPA 5030B

| CAS No. | Parameter | Result | Flag | Units | MDL | RL | Dilution | Reference Method | Date/Time Prepared | Date/Time Analyzed | Analyst |
|----------|---|--------|------|-------|------|------|----------|------------------|--------------------|--------------------|---------|
| 630-20-6 | 1,1,1,2-Tetrachloroethane | ND | | ug/L | 0.20 | 0.50 | 1 | EPA 8260C | 12/03/2013 08:19 | 12/04/2013 00:01 | BK |
| 71-55-6 | 1,1,1-Trichloroethane | ND | | ug/L | 0.20 | 0.50 | 1 | EPA 8260C | 12/03/2013 08:19 | 12/04/2013 00:01 | BK |
| 79-34-5 | 1,1,2,2-Tetrachloroethane | ND | | ug/L | 0.20 | 0.50 | 1 | EPA 8260C | 12/03/2013 08:19 | 12/04/2013 00:01 | BK |
| 76-13-1 | 1,1,2-Trichloro-1,2,2-trifluoroethane (Freon 113) | ND | | ug/L | 0.20 | 0.50 | 1 | EPA 8260C | 12/03/2013 08:19 | 12/04/2013 00:01 | BK |
| 79-00-5 | 1,1,2-Trichloroethane | ND | | ug/L | 0.20 | 0.50 | 1 | EPA 8260C | 12/03/2013 08:19 | 12/04/2013 00:01 | BK |
| 75-34-3 | 1,1-Dichloroethane | ND | | ug/L | 0.20 | 0.50 | 1 | EPA 8260C | 12/03/2013 08:19 | 12/04/2013 00:01 | BK |
| 75-35-4 | 1,1-Dichloroethylene | ND | | ug/L | 0.20 | 0.50 | 1 | EPA 8260C | 12/03/2013 08:19 | 12/04/2013 00:01 | BK |
| 563-58-6 | 1,1-Dichloropropylene | ND | | ug/L | 0.20 | 0.50 | 1 | EPA 8260C | 12/03/2013 08:19 | 12/04/2013 00:01 | BK |
| 87-61-6 | 1,2,3-Trichlorobenzene | ND | | ug/L | 0.20 | 0.50 | 1 | EPA 8260C | 12/03/2013 08:19 | 12/04/2013 00:01 | BK |
| 96-18-4 | 1,2,3-Trichloropropane | ND | | ug/L | 0.20 | 0.50 | 1 | EPA 8260C | 12/03/2013 08:19 | 12/04/2013 00:01 | BK |
| 120-82-1 | 1,2,4-Trichlorobenzene | ND | | ug/L | 0.20 | 0.50 | 1 | EPA 8260C | 12/03/2013 08:19 | 12/04/2013 00:01 | BK |
| 95-63-6 | 1,2,4-Trimethylbenzene | ND | | ug/L | 0.20 | 0.50 | 1 | EPA 8260C | 12/03/2013 08:19 | 12/04/2013 00:01 | BK |
| 96-12-8 | 1,2-Dibromo-3-chloropropane | ND | | ug/L | 0.20 | 0.50 | 1 | EPA 8260C | 12/03/2013 08:19 | 12/04/2013 00:01 | BK |
| 106-93-4 | 1,2-Dibromoethane | ND | | ug/L | 0.20 | 0.50 | 1 | EPA 8260C | 12/03/2013 08:19 | 12/04/2013 00:01 | BK |
| 95-50-1 | 1,2-Dichlorobenzene | ND | | ug/L | 0.20 | 0.50 | 1 | EPA 8260C | 12/03/2013 08:19 | 12/04/2013 00:01 | BK |



Sample Information

Client Sample ID: WQ112613: NP2-10

York Sample ID: 13K1033-01

York Project (SDG) No.

Client Project ID

Matrix

Collection Date/Time

Date Received

13K1033

Rowe Industries

Water

November 26, 2013 3:00 pm

11/27/2013

Volatile Organics, 8260 List - Low Level

Log-in Notes:

Sample Notes:

Sample Prepared by Method: EPA 5030B

| CAS No. | Parameter | Result | Flag | Units | MDL | RL | Dilution | Reference Method | Date/Time Prepared | Date/Time Analyzed | Analyst |
|------------|--------------------------------|--------|------|-------|------|------|----------|------------------|--------------------|--------------------|---------|
| 107-06-2 | 1,2-Dichloroethane | ND | | ug/L | 0.20 | 0.50 | 1 | EPA 8260C | 12/03/2013 08:19 | 12/04/2013 00:01 | BK |
| 78-87-5 | 1,2-Dichloropropane | ND | | ug/L | 0.20 | 0.50 | 1 | EPA 8260C | 12/03/2013 08:19 | 12/04/2013 00:01 | BK |
| 108-67-8 | 1,3,5-Trimethylbenzene | ND | | ug/L | 0.20 | 0.50 | 1 | EPA 8260C | 12/03/2013 08:19 | 12/04/2013 00:01 | BK |
| 541-73-1 | 1,3-Dichlorobenzene | ND | | ug/L | 0.20 | 0.50 | 1 | EPA 8260C | 12/03/2013 08:19 | 12/04/2013 00:01 | BK |
| 142-28-9 | 1,3-Dichloropropane | ND | | ug/L | 0.20 | 0.50 | 1 | EPA 8260C | 12/03/2013 08:19 | 12/04/2013 00:01 | BK |
| 106-46-7 | 1,4-Dichlorobenzene | ND | | ug/L | 0.20 | 0.50 | 1 | EPA 8260C | 12/03/2013 08:19 | 12/04/2013 00:01 | BK |
| 594-20-7 | 2,2-Dichloropropane | ND | | ug/L | 0.20 | 0.50 | 1 | EPA 8260C | 12/03/2013 08:19 | 12/04/2013 00:01 | BK |
| 95-49-8 | 2-Chlorotoluene | ND | | ug/L | 0.20 | 0.50 | 1 | EPA 8260C | 12/03/2013 08:19 | 12/04/2013 00:01 | BK |
| 591-78-6 | 2-Hexanone | ND | | ug/L | 0.20 | 0.50 | 1 | EPA 8260C | 12/03/2013 08:19 | 12/04/2013 00:01 | BK |
| 106-43-4 | 4-Chlorotoluene | ND | | ug/L | 0.20 | 0.50 | 1 | EPA 8260C | 12/03/2013 08:19 | 12/04/2013 00:01 | BK |
| 67-64-1 | Acetone | ND | | ug/L | 1.0 | 2.0 | 1 | EPA 8260C | 12/03/2013 08:19 | 12/04/2013 00:01 | BK |
| 71-43-2 | Benzene | ND | | ug/L | 0.20 | 0.50 | 1 | EPA 8260C | 12/03/2013 08:19 | 12/04/2013 00:01 | BK |
| 108-86-1 | Bromobenzene | ND | | ug/L | 0.20 | 0.50 | 1 | EPA 8260C | 12/03/2013 08:19 | 12/04/2013 00:01 | BK |
| 74-97-5 | Bromochloromethane | ND | | ug/L | 0.20 | 0.50 | 1 | EPA 8260C | 12/03/2013 08:19 | 12/04/2013 00:01 | BK |
| 75-27-4 | Bromodichloromethane | ND | | ug/L | 0.20 | 0.50 | 1 | EPA 8260C | 12/03/2013 08:19 | 12/04/2013 00:01 | BK |
| 75-25-2 | Bromoform | ND | | ug/L | 0.20 | 0.50 | 1 | EPA 8260C | 12/03/2013 08:19 | 12/04/2013 00:01 | BK |
| 74-83-9 | Bromomethane | ND | | ug/L | 0.20 | 0.50 | 1 | EPA 8260C | 12/03/2013 08:19 | 12/04/2013 00:01 | BK |
| 56-23-5 | Carbon tetrachloride | ND | | ug/L | 0.20 | 0.50 | 1 | EPA 8260C | 12/03/2013 08:19 | 12/04/2013 00:01 | BK |
| 108-90-7 | Chlorobenzene | ND | | ug/L | 0.20 | 0.50 | 1 | EPA 8260C | 12/03/2013 08:19 | 12/04/2013 00:01 | BK |
| 75-00-3 | Chloroethane | ND | | ug/L | 0.20 | 0.50 | 1 | EPA 8260C | 12/03/2013 08:19 | 12/04/2013 00:01 | BK |
| 67-66-3 | Chloroform | ND | | ug/L | 0.20 | 0.50 | 1 | EPA 8260C | 12/03/2013 08:19 | 12/04/2013 00:01 | BK |
| 74-87-3 | Chloromethane | ND | | ug/L | 0.20 | 0.50 | 1 | EPA 8260C | 12/03/2013 08:19 | 12/04/2013 00:01 | BK |
| 156-59-2 | cis-1,2-Dichloroethylene | ND | | ug/L | 0.20 | 0.50 | 1 | EPA 8260C | 12/03/2013 08:19 | 12/04/2013 00:01 | BK |
| 10061-01-5 | cis-1,3-Dichloropropylene | ND | | ug/L | 0.20 | 0.50 | 1 | EPA 8260C | 12/03/2013 08:19 | 12/04/2013 00:01 | BK |
| 124-48-1 | Dibromochloromethane | ND | | ug/L | 0.20 | 0.50 | 1 | EPA 8260C | 12/03/2013 08:19 | 12/04/2013 00:01 | BK |
| 74-95-3 | Dibromomethane | ND | | ug/L | 0.20 | 0.50 | 1 | EPA 8260C | 12/03/2013 08:19 | 12/04/2013 00:01 | BK |
| 75-71-8 | Dichlorodifluoromethane | ND | | ug/L | 0.20 | 0.50 | 1 | EPA 8260C | 12/03/2013 08:19 | 12/04/2013 00:01 | BK |
| 100-41-4 | Ethyl Benzene | ND | | ug/L | 0.20 | 0.50 | 1 | EPA 8260C | 12/03/2013 08:19 | 12/04/2013 00:01 | BK |
| 87-68-3 | Hexachlorobutadiene | ND | | ug/L | 0.20 | 0.50 | 1 | EPA 8260C | 12/03/2013 08:19 | 12/04/2013 00:01 | BK |
| 98-82-8 | Isopropylbenzene | ND | | ug/L | 0.20 | 0.50 | 1 | EPA 8260C | 12/03/2013 08:19 | 12/04/2013 00:01 | BK |
| 1634-04-4 | Methyl tert-butyl ether (MTBE) | ND | | ug/L | 0.20 | 0.50 | 1 | EPA 8260C | 12/03/2013 08:19 | 12/04/2013 00:01 | BK |



Sample Information

Client Sample ID: WQ112613: NP2-10

York Sample ID: 13K1033-01

York Project (SDG) No.

Client Project ID

Matrix

Collection Date/Time

Date Received

13K1033

Rowe Industries

Water

November 26, 2013 3:00 pm

11/27/2013

Volatile Organics, 8260 List - Low Level

Log-in Notes:

Sample Notes:

Sample Prepared by Method: EPA 5030B

| CAS No. | Parameter | Result | Flag | Units | MDL | RL | Dilution | Reference Method | Date/Time Prepared | Date/Time Analyzed | Analyst |
|-------------|----------------------------------|---------------|------|-------|-------------------------|------|----------|------------------|--------------------|--------------------|---------|
| 75-09-2 | Methylene chloride | ND | | ug/L | 1.0 | 2.0 | 1 | EPA 8260C | 12/03/2013 08:19 | 12/04/2013 00:01 | BK |
| 91-20-3 | Naphthalene | ND | | ug/L | 1.0 | 2.0 | 1 | EPA 8260C | 12/03/2013 08:19 | 12/04/2013 00:01 | BK |
| 104-51-8 | n-Butylbenzene | ND | | ug/L | 0.20 | 0.50 | 1 | EPA 8260C | 12/03/2013 08:19 | 12/04/2013 00:01 | BK |
| 103-65-1 | n-Propylbenzene | ND | | ug/L | 0.20 | 0.50 | 1 | EPA 8260C | 12/03/2013 08:19 | 12/04/2013 00:01 | BK |
| 95-47-6 | o-Xylene | ND | | ug/L | 0.20 | 0.50 | 1 | EPA 8260C | 12/03/2013 08:19 | 12/04/2013 00:01 | BK |
| 179601-23-1 | p- & m- Xylenes | ND | | ug/L | 0.50 | 1.0 | 1 | EPA 8260C | 12/03/2013 08:19 | 12/04/2013 00:01 | BK |
| 99-87-6 | p-Isopropyltoluene | ND | | ug/L | 0.20 | 0.50 | 1 | EPA 8260C | 12/03/2013 08:19 | 12/04/2013 00:01 | BK |
| 135-98-8 | sec-Butylbenzene | ND | | ug/L | 0.20 | 0.50 | 1 | EPA 8260C | 12/03/2013 08:19 | 12/04/2013 00:01 | BK |
| 100-42-5 | Styrene | ND | | ug/L | 0.20 | 0.50 | 1 | EPA 8260C | 12/03/2013 08:19 | 12/04/2013 00:01 | BK |
| 98-06-6 | tert-Butylbenzene | ND | | ug/L | 0.20 | 0.50 | 1 | EPA 8260C | 12/03/2013 08:19 | 12/04/2013 00:01 | BK |
| 127-18-4 | Tetrachloroethylene | ND | | ug/L | 0.20 | 0.50 | 1 | EPA 8260C | 12/03/2013 08:19 | 12/04/2013 00:01 | BK |
| 108-88-3 | Toluene | ND | | ug/L | 0.20 | 0.50 | 1 | EPA 8260C | 12/03/2013 08:19 | 12/04/2013 00:01 | BK |
| 156-60-5 | trans-1,2-Dichloroethylene | ND | | ug/L | 0.20 | 0.50 | 1 | EPA 8260C | 12/03/2013 08:19 | 12/04/2013 00:01 | BK |
| 10061-02-6 | trans-1,3-Dichloropropylene | ND | | ug/L | 0.20 | 0.50 | 1 | EPA 8260C | 12/03/2013 08:19 | 12/04/2013 00:01 | BK |
| 79-01-6 | Trichloroethylene | ND | | ug/L | 0.20 | 0.50 | 1 | EPA 8260C | 12/03/2013 08:19 | 12/04/2013 00:01 | BK |
| 75-69-4 | Trichlorofluoromethane | ND | | ug/L | 0.20 | 0.50 | 1 | EPA 8260C | 12/03/2013 08:19 | 12/04/2013 00:01 | BK |
| 75-01-4 | Vinyl Chloride | ND | | ug/L | 0.50 | 0.50 | 1 | EPA 8260C | 12/03/2013 08:19 | 12/04/2013 00:01 | BK |
| 1330-20-7 | Xylenes, Total | ND | | ug/L | 0.60 | 1.5 | 1 | EPA 8260C | 12/03/2013 08:19 | 12/04/2013 00:01 | BK |
| | Surrogate Recoveries | Result | | | Acceptance Range | | | | | | |
| 17060-07-0 | Surrogate: 1,2-Dichloroethane-d4 | 93.0 % | | | 79-133 | | | | | | |
| 460-00-4 | Surrogate: p-Bromofluorobenzene | 82.7 % | | | 65-133 | | | | | | |
| 2037-26-5 | Surrogate: Toluene-d8 | 100 % | | | 80-123 | | | | | | |

Iron by EPA 200.7

Log-in Notes:

Sample Notes:

Sample Prepared by Method: EPA 3010A

| CAS No. | Parameter | Result | Flag | Units | MDL | RL | Dilution | Reference Method | Date/Time Prepared | Date/Time Analyzed | Analyst |
|-----------|-----------|--------|------|-------|--------|--------|----------|------------------|--------------------|--------------------|---------|
| 7439-89-6 | Iron | 20.1 | | mg/L | 0.0146 | 0.0200 | 1 | EPA 200.7 | 12/02/2013 14:52 | 12/02/2013 19:10 | MW |


Iron, Dissolved by EPA 6010

Log-in Notes:

Sample Notes:

Sample Prepared by Method: EPA 3010A

| CAS No. | Parameter | Result | Flag | Units | MDL | RL | Dilution | Reference Method | Date/Time Prepared | Date/Time Analyzed | Analyst |
|-----------|-----------|--------|------|-------|--------|--------|----------|------------------|--------------------|--------------------|---------|
| 7439-89-6 | Iron | 0.0252 | | mg/L | 0.0200 | 0.0200 | 1 | EPA 6010C | 12/02/2013 14:49 | 12/02/2013 17:46 | MW |



Sample Information

Client Sample ID: WQ112613: NP2-10

York Sample ID: 13K1033-01

York Project (SDG) No.
13K1033

Client Project ID
Rowe Industries

Matrix
Water

Collection Date/Time
November 26, 2013 3:00 pm

Date Received
11/27/2013

Total Dissolved Solids

Log-in Notes:

Sample Notes:

Sample Prepared by Method: % Solids Prep

| CAS No. | Parameter | Result | Flag | Units | MDL | RL | Dilution | Reference Method | Date/Time Prepared | Date/Time Analyzed | Analyst |
|---------|------------------------|--------|------|-------|------|------|----------|------------------|--------------------|--------------------|---------|
| | Total Dissolved Solids | 110 | | mg/L | 1.00 | 1.00 | 1 | SM 2540C | 12/02/2013 13:33 | 12/02/2013 13:33 | MF |



Analytical Batch Summary

Batch ID: BL30073 **Preparation Method:** EPA 3010A **Prepared By:** MW

| YORK Sample ID | Client Sample ID | Preparation Date |
|----------------|------------------|------------------|
| 13K1031-01 | WQ112613: NP2-6 | 12/02/13 |
| 13K1031-02 | WQ112613: NP2-7 | 12/02/13 |
| 13K1033-01 | WQ112613: NP2-10 | 12/02/13 |
| BL30073-BLK1 | Blank | 12/02/13 |
| BL30073-DUP1 | Duplicate | 12/02/13 |
| BL30073-MS1 | Matrix Spike | 12/02/13 |
| BL30073-SRM1 | Reference | 12/02/13 |

Batch ID: BL30074 **Preparation Method:** EPA 3010A **Prepared By:** MW

| YORK Sample ID | Client Sample ID | Preparation Date |
|----------------|------------------|------------------|
| 13K1031-01 | WQ112613: NP2-6 | 12/02/13 |
| 13K1031-02 | WQ112613: NP2-7 | 12/02/13 |
| 13K1033-01 | WQ112613: NP2-10 | 12/02/13 |
| BL30074-BLK1 | Blank | 12/02/13 |
| BL30074-DUP1 | Duplicate | 12/02/13 |
| BL30074-MS1 | Matrix Spike | 12/02/13 |
| BL30074-SRM1 | Reference | 12/02/13 |

Batch ID: BL30119 **Preparation Method:** EPA 5030B **Prepared By:** BGS

| YORK Sample ID | Client Sample ID | Preparation Date |
|----------------|------------------|------------------|
| 13K1031-01 | WQ112613: NP2-6 | 12/02/13 |
| BL30119-BLK1 | Blank | 12/02/13 |
| BL30119-BS1 | LCS | 12/02/13 |
| BL30119-BSD1 | LCS Dup | 12/02/13 |

Batch ID: BL30196 **Preparation Method:** EPA 5030B **Prepared By:** BGS

| YORK Sample ID | Client Sample ID | Preparation Date |
|----------------|------------------|------------------|
| 13K1031-02 | WQ112613: NP2-7 | 12/03/13 |
| 13K1033-01 | WQ112613: NP2-10 | 12/03/13 |
| BL30196-BLK1 | Blank | 12/03/13 |
| BL30196-BS1 | LCS | 12/03/13 |
| BL30196-BSD1 | LCS Dup | 12/03/13 |

Batch ID: BL30240 **Preparation Method:** % Solids Prep **Prepared By:** MF

| YORK Sample ID | Client Sample ID | Preparation Date |
|----------------|------------------|------------------|
| 13K1033-01 | WQ112613: NP2-10 | 12/02/13 |
| BL30240-BLK1 | Blank | 12/04/13 |



Volatile Organic Compounds by GC/MS - Quality Control Data
York Analytical Laboratories, Inc.

| Analyte | Result | Reporting Limit | Units | Spike Level | Source* Result | %REC | %REC Limits | Flag | RPD | RPD Limit | Flag |
|---------|--------|-----------------|-------|-------------|----------------|------|-------------|------|-----|-----------|------|
|---------|--------|-----------------|-------|-------------|----------------|------|-------------|------|-----|-----------|------|

Batch BL30119 - EPA 5030B

Blank (BL30119-BLK1)

Prepared: 12/02/2013 Analyzed: 12/03/2013

| | | | | | | | | | | | |
|---|----|------|------|--|--|--|--|--|--|--|--|
| 1,1,1,2-Tetrachloroethane | ND | 0.50 | ug/L | | | | | | | | |
| 1,1,1-Trichloroethane | ND | 0.50 | " | | | | | | | | |
| 1,1,2,2-Tetrachloroethane | ND | 0.50 | " | | | | | | | | |
| 1,1,2-Trichloro-1,2,2-trifluoroethane (Freon 113) | ND | 0.50 | " | | | | | | | | |
| 1,1,2-Trichloroethane | ND | 0.50 | " | | | | | | | | |
| 1,1-Dichloroethane | ND | 0.50 | " | | | | | | | | |
| 1,1-Dichloroethylene | ND | 0.50 | " | | | | | | | | |
| 1,1-Dichloropropylene | ND | 0.50 | " | | | | | | | | |
| 1,2,3-Trichlorobenzene | ND | 0.50 | " | | | | | | | | |
| 1,2,3-Trichloropropane | ND | 0.50 | " | | | | | | | | |
| 1,2,4-Trichlorobenzene | ND | 0.50 | " | | | | | | | | |
| 1,2,4-Trimethylbenzene | ND | 0.50 | " | | | | | | | | |
| 1,2-Dibromo-3-chloropropane | ND | 0.50 | " | | | | | | | | |
| 1,2-Dibromoethane | ND | 0.50 | " | | | | | | | | |
| 1,2-Dichlorobenzene | ND | 0.50 | " | | | | | | | | |
| 1,2-Dichloroethane | ND | 0.50 | " | | | | | | | | |
| 1,2-Dichloropropane | ND | 0.50 | " | | | | | | | | |
| 1,3,5-Trimethylbenzene | ND | 0.50 | " | | | | | | | | |
| 1,3-Dichlorobenzene | ND | 0.50 | " | | | | | | | | |
| 1,3-Dichloropropane | ND | 0.50 | " | | | | | | | | |
| 1,4-Dichlorobenzene | ND | 0.50 | " | | | | | | | | |
| 2,2-Dichloropropane | ND | 0.50 | " | | | | | | | | |
| 2-Chlorotoluene | ND | 0.50 | " | | | | | | | | |
| 2-Hexanone | ND | 0.50 | " | | | | | | | | |
| 4-Chlorotoluene | ND | 0.50 | " | | | | | | | | |
| Acetone | ND | 2.0 | " | | | | | | | | |
| Benzene | ND | 0.50 | " | | | | | | | | |
| Bromobenzene | ND | 0.50 | " | | | | | | | | |
| Bromochloromethane | ND | 0.50 | " | | | | | | | | |
| Bromodichloromethane | ND | 0.50 | " | | | | | | | | |
| Bromoform | ND | 0.50 | " | | | | | | | | |
| Bromomethane | ND | 0.50 | " | | | | | | | | |
| Carbon tetrachloride | ND | 0.50 | " | | | | | | | | |
| Chlorobenzene | ND | 0.50 | " | | | | | | | | |
| Chloroethane | ND | 0.50 | " | | | | | | | | |
| Chloroform | ND | 0.50 | " | | | | | | | | |
| Chloromethane | ND | 0.50 | " | | | | | | | | |
| cis-1,2-Dichloroethylene | ND | 0.50 | " | | | | | | | | |
| cis-1,3-Dichloropropylene | ND | 0.50 | " | | | | | | | | |
| Dibromochloromethane | ND | 0.50 | " | | | | | | | | |
| Dibromomethane | ND | 0.50 | " | | | | | | | | |
| Dichlorodifluoromethane | ND | 0.50 | " | | | | | | | | |
| Ethyl Benzene | ND | 0.50 | " | | | | | | | | |
| Hexachlorobutadiene | ND | 0.50 | " | | | | | | | | |
| Isopropylbenzene | ND | 0.50 | " | | | | | | | | |
| Methyl tert-butyl ether (MTBE) | ND | 0.50 | " | | | | | | | | |
| Methylene chloride | ND | 2.0 | " | | | | | | | | |
| Naphthalene | ND | 2.0 | " | | | | | | | | |
| n-Butylbenzene | ND | 0.50 | " | | | | | | | | |
| n-Propylbenzene | ND | 0.50 | " | | | | | | | | |
| o-Xylene | ND | 0.50 | " | | | | | | | | |



Volatile Organic Compounds by GC/MS - Quality Control Data

York Analytical Laboratories, Inc.

| Analyte | Result | Reporting | Units | Spike Level | Source* | %REC | Limits | Flag | RPD | Limit | Flag |
|---------|--------|-----------|-------|-------------|---------|------|--------|------|-----|-------|------|
| | | Limit | | | Result | %REC | | | RPD | | |

Batch BL30119 - EPA 5030B

Blank (BL30119-BLK1)

Prepared: 12/02/2013 Analyzed: 12/03/2013

| | | | | | | | | | | | |
|---|------|------|------|------|--|------|--------|--|--|--|--|
| p- & m- Xylenes | ND | 1.0 | ug/L | | | | | | | | |
| p-Isopropyltoluene | ND | 0.50 | " | | | | | | | | |
| sec-Butylbenzene | ND | 0.50 | " | | | | | | | | |
| Styrene | ND | 0.50 | " | | | | | | | | |
| tert-Butylbenzene | ND | 0.50 | " | | | | | | | | |
| Tetrachloroethylene | ND | 0.50 | " | | | | | | | | |
| Toluene | ND | 0.50 | " | | | | | | | | |
| trans-1,2-Dichloroethylene | ND | 0.50 | " | | | | | | | | |
| trans-1,3-Dichloropropylene | ND | 0.50 | " | | | | | | | | |
| Trichloroethylene | ND | 0.50 | " | | | | | | | | |
| Trichlorofluoromethane | ND | 0.50 | " | | | | | | | | |
| Vinyl Chloride | ND | 0.50 | " | | | | | | | | |
| Xylenes, Total | ND | 1.5 | " | | | | | | | | |
| <i>Surrogate: 1,2-Dichloroethane-d4</i> | 7.50 | | " | 10.0 | | 75.0 | 79-133 | | | | |
| <i>Surrogate: p-Bromofluorobenzene</i> | 8.73 | | " | 10.0 | | 87.3 | 65-133 | | | | |
| <i>Surrogate: Toluene-d8</i> | 10.1 | | " | 10.0 | | 101 | 80-123 | | | | |

LCS (BL30119-BS1)

Prepared: 12/02/2013 Analyzed: 12/03/2013

| | | | | | | | | | | | |
|---|------|--|------|------|--|------|--------|-----------|--|--|--|
| 1,1,1,2-Tetrachloroethane | 8.79 | | ug/L | 10.0 | | 87.9 | 84-127 | | | | |
| 1,1,1-Trichloroethane | 9.06 | | " | 10.0 | | 90.6 | 80-131 | | | | |
| 1,1,2,2-Tetrachloroethane | 10.4 | | " | 10.0 | | 104 | 76-120 | | | | |
| 1,1,2-Trichloro-1,2,2-trifluoroethane (Freon 113) | 9.87 | | " | 10.0 | | 98.7 | 70-133 | | | | |
| 1,1,2-Trichloroethane | 10.3 | | " | 10.0 | | 103 | 73-124 | | | | |
| 1,1-Dichloroethane | 10.4 | | " | 10.0 | | 104 | 79-123 | | | | |
| 1,1-Dichloroethylene | 9.36 | | " | 10.0 | | 93.6 | 71-123 | | | | |
| 1,1-Dichloropropylene | 9.53 | | " | 10.0 | | 95.3 | 73-117 | | | | |
| 1,2,3-Trichlorobenzene | 8.97 | | " | 10.0 | | 89.7 | 78-117 | | | | |
| 1,2,3-Trichloropropane | 9.58 | | " | 10.0 | | 95.8 | 68-119 | | | | |
| 1,2,4-Trichlorobenzene | 8.93 | | " | 10.0 | | 89.3 | 78-117 | | | | |
| 1,2,4-Trimethylbenzene | 10.0 | | " | 10.0 | | 100 | 68-134 | | | | |
| 1,2-Dibromo-3-chloropropane | 9.30 | | " | 10.0 | | 93.0 | 73-129 | | | | |
| 1,2-Dibromoethane | 9.28 | | " | 10.0 | | 92.8 | 73-139 | | | | |
| 1,2-Dichlorobenzene | 9.43 | | " | 10.0 | | 94.3 | 83-110 | | | | |
| 1,2-Dichloroethane | 8.40 | | " | 10.0 | | 84.0 | 81-120 | | | | |
| 1,2-Dichloropropane | 10.2 | | " | 10.0 | | 102 | 76-120 | | | | |
| 1,3,5-Trimethylbenzene | 9.82 | | " | 10.0 | | 98.2 | 74-121 | | | | |
| 1,3-Dichlorobenzene | 9.56 | | " | 10.0 | | 95.6 | 82-112 | | | | |
| 1,3-Dichloropropane | 9.81 | | " | 10.0 | | 98.1 | 77-122 | | | | |
| 1,4-Dichlorobenzene | 9.41 | | " | 10.0 | | 94.1 | 83-110 | | | | |
| 2,2-Dichloropropane | 7.87 | | " | 10.0 | | 78.7 | 50-163 | | | | |
| 2-Chlorotoluene | 10.0 | | " | 10.0 | | 100 | 74-115 | | | | |
| 2-Hexanone | 10.0 | | " | 10.0 | | 100 | 65-130 | | | | |
| 4-Chlorotoluene | 9.99 | | " | 10.0 | | 99.9 | 77-119 | | | | |
| Acetone | 11.8 | | " | 10.0 | | 118 | 54-129 | | | | |
| Benzene | 10.6 | | " | 10.0 | | 106 | 77-122 | | | | |
| Bromobenzene | 9.88 | | " | 10.0 | | 98.8 | 76-114 | | | | |
| Bromochloromethane | 13.4 | | " | 10.0 | | 134 | 73-125 | High Bias | | | |
| Bromodichloromethane | 9.18 | | " | 10.0 | | 91.8 | 83-120 | | | | |
| Bromoform | 8.38 | | " | 10.0 | | 83.8 | 72-139 | | | | |
| Bromomethane | 8.31 | | " | 10.0 | | 83.1 | 52-128 | | | | |
| Carbon tetrachloride | 8.50 | | " | 10.0 | | 85.0 | 66-152 | | | | |
| Chlorobenzene | 9.65 | | " | 10.0 | | 96.5 | 85-113 | | | | |



Volatile Organic Compounds by GC/MS - Quality Control Data

York Analytical Laboratories, Inc.

| Analyte | Result | Reporting | Units | Spike | Source* | %REC | %REC | Limits | Flag | RPD | |
|---------|--------|-----------|-------|-------|---------|------|------|--------|------|-----|-------|
| | | Limit | | | | | | | | RPD | Limit |

Batch BL30119 - EPA 5030B

LCS (BL30119-BS1)

Prepared: 12/02/2013 Analyzed: 12/03/2013

| | | | | | | | | | | | |
|---|-------------|--|----------|-------------|--|-------------|--|---------------|--|--|--|
| Chloroethane | 10.9 | | ug/L | 10.0 | | 109 | | 60-124 | | | |
| Chloroform | 9.35 | | " | 10.0 | | 93.5 | | 82-119 | | | |
| Chloromethane | 10.2 | | " | 10.0 | | 102 | | 42-126 | | | |
| cis-1,2-Dichloroethylene | 10.2 | | " | 10.0 | | 102 | | 79-116 | | | |
| cis-1,3-Dichloropropylene | 9.53 | | " | 10.0 | | 95.3 | | 85-134 | | | |
| Dibromochloromethane | 8.45 | | " | 10.0 | | 84.5 | | 74-151 | | | |
| Dibromomethane | 9.10 | | " | 10.0 | | 91.0 | | 74-128 | | | |
| Dichlorodifluoromethane | 7.49 | | " | 10.0 | | 74.9 | | 10-146 | | | |
| Ethyl Benzene | 9.84 | | " | 10.0 | | 98.4 | | 85-125 | | | |
| Hexachlorobutadiene | 8.20 | | " | 10.0 | | 82.0 | | 69-131 | | | |
| Isopropylbenzene | 10.2 | | " | 10.0 | | 102 | | 71-128 | | | |
| Methyl tert-butyl ether (MTBE) | 7.29 | | " | 10.0 | | 72.9 | | 51-134 | | | |
| Methylene chloride | 11.1 | | " | 10.0 | | 111 | | 76-122 | | | |
| Naphthalene | 10.7 | | " | 10.0 | | 107 | | 72-127 | | | |
| n-Butylbenzene | 9.69 | | " | 10.0 | | 96.9 | | 69-127 | | | |
| n-Propylbenzene | 10.4 | | " | 10.0 | | 104 | | 70-129 | | | |
| o-Xylene | 9.64 | | " | 10.0 | | 96.4 | | 83-117 | | | |
| p- & m- Xylenes | 20.8 | | " | 20.0 | | 104 | | 80-126 | | | |
| p-Isopropyltoluene | 9.67 | | " | 10.0 | | 96.7 | | 74-130 | | | |
| sec-Butylbenzene | 10.1 | | " | 10.0 | | 101 | | 72-132 | | | |
| Styrene | 9.73 | | " | 10.0 | | 97.3 | | 62-160 | | | |
| tert-Butylbenzene | 9.23 | | " | 10.0 | | 92.3 | | 75-129 | | | |
| Tetrachloroethylene | 9.22 | | " | 10.0 | | 92.2 | | 67-118 | | | |
| Toluene | 10.5 | | " | 10.0 | | 105 | | 82-118 | | | |
| trans-1,2-Dichloroethylene | 10.0 | | " | 10.0 | | 100 | | 76-119 | | | |
| trans-1,3-Dichloropropylene | 8.97 | | " | 10.0 | | 89.7 | | 80-137 | | | |
| Trichloroethylene | 9.77 | | " | 10.0 | | 97.7 | | 71-122 | | | |
| Trichlorofluoromethane | 8.62 | | " | 10.0 | | 86.2 | | 67-130 | | | |
| Vinyl Chloride | 11.0 | | " | 10.0 | | 110 | | 49-125 | | | |
| <i>Surrogate: 1,2-Dichloroethane-d4</i> | <i>7.99</i> | | <i>"</i> | <i>10.0</i> | | <i>79.9</i> | | <i>79-133</i> | | | |
| <i>Surrogate: p-Bromofluorobenzene</i> | <i>9.74</i> | | <i>"</i> | <i>10.0</i> | | <i>97.4</i> | | <i>65-133</i> | | | |
| <i>Surrogate: Toluene-d8</i> | <i>10.2</i> | | <i>"</i> | <i>10.0</i> | | <i>102</i> | | <i>80-123</i> | | | |



Volatile Organic Compounds by GC/MS - Quality Control Data

York Analytical Laboratories, Inc.

| Analyte | Result | Reporting Limit | Units | Spike Level | Source* Result | %REC | %REC Limits | Flag | RPD | RPD Limit | Flag |
|---|--------|-----------------|-------|-------------|----------------|------|-------------|-----------|-------|-----------|------|
| Batch BL30119 - EPA 5030B | | | | | | | | | | | |
| LCS Dup (BL30119-BSD1) | | | | | | | | | | | |
| Prepared: 12/02/2013 Analyzed: 12/03/2013 | | | | | | | | | | | |
| 1,1,1,2-Tetrachloroethane | 8.86 | | ug/L | 10.0 | | 88.6 | 84-127 | | 0.793 | 30 | |
| 1,1,1-Trichloroethane | 9.08 | | " | 10.0 | | 90.8 | 80-131 | | 0.221 | 30 | |
| 1,1,2,2-Tetrachloroethane | 10.3 | | " | 10.0 | | 103 | 76-120 | | 1.06 | 30 | |
| 1,1,2-Trichloro-1,2,2-trifluoroethane (Freon 113) | 10.2 | | " | 10.0 | | 102 | 70-133 | | 2.80 | 30 | |
| 1,1,2-Trichloroethane | 9.55 | | " | 10.0 | | 95.5 | 73-124 | | 7.46 | 30 | |
| 1,1-Dichloroethane | 10.4 | | " | 10.0 | | 104 | 79-123 | | 0.768 | 30 | |
| 1,1-Dichloroethylene | 9.68 | | " | 10.0 | | 96.8 | 71-123 | | 3.36 | 30 | |
| 1,1-Dichloropropylene | 9.90 | | " | 10.0 | | 99.0 | 73-117 | | 3.81 | 30 | |
| 1,2,3-Trichlorobenzene | 8.45 | | " | 10.0 | | 84.5 | 78-117 | | 5.97 | 30 | |
| 1,2,3-Trichloropropane | 9.02 | | " | 10.0 | | 90.2 | 68-119 | | 6.02 | 30 | |
| 1,2,4-Trichlorobenzene | 8.59 | | " | 10.0 | | 85.9 | 78-117 | | 3.88 | 30 | |
| 1,2,4-Trimethylbenzene | 10.2 | | " | 10.0 | | 102 | 68-134 | | 1.38 | 30 | |
| 1,2-Dibromo-3-chloropropane | 8.33 | | " | 10.0 | | 83.3 | 73-129 | | 11.0 | 30 | |
| 1,2-Dibromoethane | 9.16 | | " | 10.0 | | 91.6 | 73-139 | | 1.30 | 30 | |
| 1,2-Dichlorobenzene | 9.74 | | " | 10.0 | | 97.4 | 83-110 | | 3.23 | 30 | |
| 1,2-Dichloroethane | 8.17 | | " | 10.0 | | 81.7 | 81-120 | | 2.78 | 30 | |
| 1,2-Dichloropropane | 10.1 | | " | 10.0 | | 101 | 76-120 | | 0.590 | 30 | |
| 1,3,5-Trimethylbenzene | 10.1 | | " | 10.0 | | 101 | 74-121 | | 2.91 | 30 | |
| 1,3-Dichlorobenzene | 9.76 | | " | 10.0 | | 97.6 | 82-112 | | 2.07 | 30 | |
| 1,3-Dichloropropane | 9.32 | | " | 10.0 | | 93.2 | 77-122 | | 5.12 | 30 | |
| 1,4-Dichlorobenzene | 9.89 | | " | 10.0 | | 98.9 | 83-110 | | 4.97 | 30 | |
| 2,2-Dichloropropane | 8.25 | | " | 10.0 | | 82.5 | 50-163 | | 4.71 | 30 | |
| 2-Chlorotoluene | 10.6 | | " | 10.0 | | 106 | 74-115 | | 5.61 | 30 | |
| 2-Hexanone | 8.74 | | " | 10.0 | | 87.4 | 65-130 | | 13.8 | 30 | |
| 4-Chlorotoluene | 10.4 | | " | 10.0 | | 104 | 77-119 | | 3.73 | 30 | |
| Acetone | 10.1 | | " | 10.0 | | 101 | 54-129 | | 16.3 | 30 | |
| Benzene | 10.6 | | " | 10.0 | | 106 | 77-122 | | 0.376 | 30 | |
| Bromobenzene | 10.2 | | " | 10.0 | | 102 | 76-114 | | 2.89 | 30 | |
| Bromochloromethane | 12.8 | | " | 10.0 | | 128 | 73-125 | High Bias | 4.57 | 30 | |
| Bromodichloromethane | 9.01 | | " | 10.0 | | 90.1 | 83-120 | | 1.87 | 30 | |
| Bromoform | 8.28 | | " | 10.0 | | 82.8 | 72-139 | | 1.20 | 30 | |
| Bromomethane | 8.74 | | " | 10.0 | | 87.4 | 52-128 | | 5.04 | 30 | |
| Carbon tetrachloride | 8.90 | | " | 10.0 | | 89.0 | 66-152 | | 4.60 | 30 | |
| Chlorobenzene | 9.99 | | " | 10.0 | | 99.9 | 85-113 | | 3.46 | 30 | |
| Chloroethane | 10.7 | | " | 10.0 | | 107 | 60-124 | | 2.12 | 30 | |
| Chloroform | 9.55 | | " | 10.0 | | 95.5 | 82-119 | | 2.12 | 30 | |
| Chloromethane | 10.1 | | " | 10.0 | | 101 | 42-126 | | 1.18 | 30 | |
| cis-1,2-Dichloroethylene | 10.4 | | " | 10.0 | | 104 | 79-116 | | 1.65 | 30 | |
| cis-1,3-Dichloropropylene | 9.42 | | " | 10.0 | | 94.2 | 85-134 | | 1.16 | 30 | |
| Dibromochloromethane | 8.55 | | " | 10.0 | | 85.5 | 74-151 | | 1.18 | 30 | |
| Dibromomethane | 8.97 | | " | 10.0 | | 89.7 | 74-128 | | 1.44 | 30 | |
| Dichlorodifluoromethane | 7.09 | | " | 10.0 | | 70.9 | 10-146 | | 5.49 | 30 | |
| Ethyl Benzene | 10.2 | | " | 10.0 | | 102 | 85-125 | | 3.30 | 30 | |
| Hexachlorobutadiene | 8.71 | | " | 10.0 | | 87.1 | 69-131 | | 6.03 | 30 | |
| Isopropylbenzene | 10.8 | | " | 10.0 | | 108 | 71-128 | | 5.42 | 30 | |
| Methyl tert-butyl ether (MTBE) | 6.59 | | " | 10.0 | | 65.9 | 51-134 | | 10.1 | 30 | |
| Methylene chloride | 10.9 | | " | 10.0 | | 109 | 76-122 | | 1.73 | 30 | |
| Naphthalene | 9.91 | | " | 10.0 | | 99.1 | 72-127 | | 7.85 | 30 | |
| n-Butylbenzene | 10.3 | | " | 10.0 | | 103 | 69-127 | | 5.91 | 30 | |
| n-Propylbenzene | 11.3 | | " | 10.0 | | 113 | 70-129 | | 8.21 | 30 | |
| o-Xylene | 9.96 | | " | 10.0 | | 99.6 | 83-117 | | 3.27 | 30 | |



Volatile Organic Compounds by GC/MS - Quality Control Data

York Analytical Laboratories, Inc.

| Analyte | Result | Reporting | Units | Spike | Source* | %REC | %REC | Limits | Flag | RPD | Flag |
|---------|--------|-----------|-------|-------|---------|------|------|--------|------|-----|------|
| | | Limit | | | Result | | | | | RPD | |

Batch BL30119 - EPA 5030B

LCS Dup (BL30119-BSD1)

Prepared: 12/02/2013 Analyzed: 12/03/2013

| | | | | | | | | | | | |
|---|-------------|--|----------|-------------|--|-------------|---------------|--|--|--------|----|
| p- & m- Xylenes | 21.6 | | ug/L | 20.0 | | 108 | 80-126 | | | 3.54 | 30 |
| p-Isopropyltoluene | 10.1 | | " | 10.0 | | 101 | 74-130 | | | 4.65 | 30 |
| sec-Butylbenzene | 10.7 | | " | 10.0 | | 107 | 72-132 | | | 6.06 | 30 |
| Styrene | 9.68 | | " | 10.0 | | 96.8 | 62-160 | | | 0.515 | 30 |
| tert-Butylbenzene | 9.79 | | " | 10.0 | | 97.9 | 75-129 | | | 5.89 | 30 |
| Tetrachloroethylene | 9.10 | | " | 10.0 | | 91.0 | 67-118 | | | 1.31 | 30 |
| Toluene | 10.5 | | " | 10.0 | | 105 | 82-118 | | | 0.0953 | 30 |
| trans-1,2-Dichloroethylene | 10.0 | | " | 10.0 | | 100 | 76-119 | | | 0.200 | 30 |
| trans-1,3-Dichloropropylene | 8.66 | | " | 10.0 | | 86.6 | 80-137 | | | 3.52 | 30 |
| Trichloroethylene | 10.1 | | " | 10.0 | | 101 | 71-122 | | | 3.02 | 30 |
| Trichlorofluoromethane | 8.89 | | " | 10.0 | | 88.9 | 67-130 | | | 3.08 | 30 |
| Vinyl Chloride | 10.6 | | " | 10.0 | | 106 | 49-125 | | | 4.07 | 30 |
| <i>Surrogate: 1,2-Dichloroethane-d4</i> | <i>7.47</i> | | <i>"</i> | <i>10.0</i> | | <i>74.7</i> | <i>79-133</i> | | | | |
| <i>Surrogate: p-Bromofluorobenzene</i> | <i>9.73</i> | | <i>"</i> | <i>10.0</i> | | <i>97.3</i> | <i>65-133</i> | | | | |
| <i>Surrogate: Toluene-d8</i> | <i>9.96</i> | | <i>"</i> | <i>10.0</i> | | <i>99.6</i> | <i>80-123</i> | | | | |

Batch BL30196 - EPA 5030B

Blank (BL30196-BLK1)

Prepared & Analyzed: 12/03/2013

| | | | | | | | | | | | |
|---|----|------|------|--|--|--|--|--|--|--|--|
| 1,1,1,2-Tetrachloroethane | ND | 0.50 | ug/L | | | | | | | | |
| 1,1,1-Trichloroethane | ND | 0.50 | " | | | | | | | | |
| 1,1,2,2-Tetrachloroethane | ND | 0.50 | " | | | | | | | | |
| 1,1,2-Trichloro-1,2,2-trifluoroethane (Freon 113) | ND | 0.50 | " | | | | | | | | |
| 1,1,2-Trichloroethane | ND | 0.50 | " | | | | | | | | |
| 1,1-Dichloroethane | ND | 0.50 | " | | | | | | | | |
| 1,1-Dichloroethylene | ND | 0.50 | " | | | | | | | | |
| 1,1-Dichloropropylene | ND | 0.50 | " | | | | | | | | |
| 1,2,3-Trichlorobenzene | ND | 0.50 | " | | | | | | | | |
| 1,2,3-Trichloropropane | ND | 0.50 | " | | | | | | | | |
| 1,2,4-Trichlorobenzene | ND | 0.50 | " | | | | | | | | |
| 1,2,4-Trimethylbenzene | ND | 0.50 | " | | | | | | | | |
| 1,2-Dibromo-3-chloropropane | ND | 0.50 | " | | | | | | | | |
| 1,2-Dibromoethane | ND | 0.50 | " | | | | | | | | |
| 1,2-Dichlorobenzene | ND | 0.50 | " | | | | | | | | |
| 1,2-Dichloroethane | ND | 0.50 | " | | | | | | | | |
| 1,2-Dichloropropane | ND | 0.50 | " | | | | | | | | |
| 1,3,5-Trimethylbenzene | ND | 0.50 | " | | | | | | | | |
| 1,3-Dichlorobenzene | ND | 0.50 | " | | | | | | | | |
| 1,3-Dichloropropane | ND | 0.50 | " | | | | | | | | |
| 1,4-Dichlorobenzene | ND | 0.50 | " | | | | | | | | |
| 2,2-Dichloropropane | ND | 0.50 | " | | | | | | | | |
| 2-Chlorotoluene | ND | 0.50 | " | | | | | | | | |
| 2-Hexanone | ND | 0.50 | " | | | | | | | | |
| 4-Chlorotoluene | ND | 0.50 | " | | | | | | | | |
| Acetone | ND | 2.0 | " | | | | | | | | |
| Benzene | ND | 0.50 | " | | | | | | | | |
| Bromobenzene | ND | 0.50 | " | | | | | | | | |
| Bromochloromethane | ND | 0.50 | " | | | | | | | | |
| Bromodichloromethane | ND | 0.50 | " | | | | | | | | |
| Bromoform | ND | 0.50 | " | | | | | | | | |
| Bromomethane | ND | 0.50 | " | | | | | | | | |
| Carbon tetrachloride | ND | 0.50 | " | | | | | | | | |



Volatile Organic Compounds by GC/MS - Quality Control Data

York Analytical Laboratories, Inc.


| Analyte | Result | Reporting | Units | Spike | Source* | %REC | Limits | Flag | RPD | Limit | Flag |
|---------|--------|-----------|-------|-------|---------|------|--------|------|-----|-------|------|
| | | Limit | | Level | Result | %REC | | | RPD | | |

Batch BL30196 - EPA 5030B

Blank (BL30196-BLK1)

Prepared & Analyzed: 12/03/2013

| | | | | | | | | | | | |
|---|-------------|------|----------|-------------|--|-------------|---------------|--|--|--|--|
| Chlorobenzene | ND | 0.50 | ug/L | | | | | | | | |
| Chloroethane | ND | 0.50 | " | | | | | | | | |
| Chloroform | ND | 0.50 | " | | | | | | | | |
| Chloromethane | ND | 0.50 | " | | | | | | | | |
| cis-1,2-Dichloroethylene | ND | 0.50 | " | | | | | | | | |
| cis-1,3-Dichloropropylene | ND | 0.50 | " | | | | | | | | |
| Dibromochloromethane | ND | 0.50 | " | | | | | | | | |
| Dibromomethane | ND | 0.50 | " | | | | | | | | |
| Dichlorodifluoromethane | ND | 0.50 | " | | | | | | | | |
| Ethyl Benzene | ND | 0.50 | " | | | | | | | | |
| Hexachlorobutadiene | ND | 0.50 | " | | | | | | | | |
| Isopropylbenzene | ND | 0.50 | " | | | | | | | | |
| Methyl tert-butyl ether (MTBE) | ND | 0.50 | " | | | | | | | | |
| Methylene chloride | ND | 2.0 | " | | | | | | | | |
| Naphthalene | ND | 2.0 | " | | | | | | | | |
| n-Butylbenzene | ND | 0.50 | " | | | | | | | | |
| n-Propylbenzene | ND | 0.50 | " | | | | | | | | |
| o-Xylene | ND | 0.50 | " | | | | | | | | |
| p- & m- Xylenes | ND | 1.0 | " | | | | | | | | |
| p-Isopropyltoluene | ND | 0.50 | " | | | | | | | | |
| sec-Butylbenzene | ND | 0.50 | " | | | | | | | | |
| Styrene | ND | 0.50 | " | | | | | | | | |
| tert-Butylbenzene | ND | 0.50 | " | | | | | | | | |
| Tetrachloroethylene | ND | 0.50 | " | | | | | | | | |
| Toluene | ND | 0.50 | " | | | | | | | | |
| trans-1,2-Dichloroethylene | ND | 0.50 | " | | | | | | | | |
| trans-1,3-Dichloropropylene | ND | 0.50 | " | | | | | | | | |
| Trichloroethylene | ND | 0.50 | " | | | | | | | | |
| Trichlorofluoromethane | ND | 0.50 | " | | | | | | | | |
| Vinyl Chloride | ND | 0.50 | " | | | | | | | | |
| Xylenes, Total | ND | 1.5 | " | | | | | | | | |
| <hr/> | | | | | | | | | | | |
| <i>Surrogate: 1,2-Dichloroethane-d4</i> | <i>8.43</i> | | <i>"</i> | <i>10.0</i> | | <i>84.3</i> | <i>79-133</i> | | | | |
| <i>Surrogate: p-Bromofluorobenzene</i> | <i>8.51</i> | | <i>"</i> | <i>10.0</i> | | <i>85.1</i> | <i>65-133</i> | | | | |
| <i>Surrogate: Toluene-d8</i> | <i>10.4</i> | | <i>"</i> | <i>10.0</i> | | <i>104</i> | <i>80-123</i> | | | | |



Volatile Organic Compounds by GC/MS - Quality Control Data

York Analytical Laboratories, Inc.

| Analyte | Result | Reporting | Spike | Source* | %REC | %REC | Limits | Flag | RPD | |
|---------|--------|-----------|-------|---------|------|------|--------|------|-------|-------|
| | | Limit | | | | | | | Units | Level |

Batch BL30196 - EPA 5030B

LCS (BL30196-BS1)

Prepared & Analyzed: 12/03/2013

| | | | | | | | | | | |
|---|------|--|------|------|--|------|--------|-----------|--|--|
| 1,1,1,2-Tetrachloroethane | 8.53 | | ug/L | 10.0 | | 85.3 | 84-127 | | | |
| 1,1,1-Trichloroethane | 9.17 | | " | 10.0 | | 91.7 | 80-131 | | | |
| 1,1,2,2-Tetrachloroethane | 8.96 | | " | 10.0 | | 89.6 | 76-120 | | | |
| 1,1,2-Trichloro-1,2,2-trifluoroethane (Freon 113) | 9.96 | | " | 10.0 | | 99.6 | 70-133 | | | |
| 1,1,2-Trichloroethane | 9.16 | | " | 10.0 | | 91.6 | 73-124 | | | |
| 1,1-Dichloroethane | 10.0 | | " | 10.0 | | 100 | 79-123 | | | |
| 1,1-Dichloroethylene | 9.11 | | " | 10.0 | | 91.1 | 71-123 | | | |
| 1,1-Dichloropropylene | 9.51 | | " | 10.0 | | 95.1 | 73-117 | | | |
| 1,2,3-Trichlorobenzene | 7.57 | | " | 10.0 | | 75.7 | 78-117 | Low Bias | | |
| 1,2,3-Trichloropropane | 8.10 | | " | 10.0 | | 81.0 | 68-119 | | | |
| 1,2,4-Trichlorobenzene | 7.90 | | " | 10.0 | | 79.0 | 78-117 | | | |
| 1,2,4-Trimethylbenzene | 10.6 | | " | 10.0 | | 106 | 68-134 | | | |
| 1,2-Dibromo-3-chloropropane | 7.31 | | " | 10.0 | | 73.1 | 73-129 | | | |
| 1,2-Dibromoethane | 8.27 | | " | 10.0 | | 82.7 | 73-139 | | | |
| 1,2-Dichlorobenzene | 9.34 | | " | 10.0 | | 93.4 | 83-110 | | | |
| 1,2-Dichloroethane | 7.82 | | " | 10.0 | | 78.2 | 81-120 | Low Bias | | |
| 1,2-Dichloropropane | 9.65 | | " | 10.0 | | 96.5 | 76-120 | | | |
| 1,3,5-Trimethylbenzene | 10.3 | | " | 10.0 | | 103 | 74-121 | | | |
| 1,3-Dichlorobenzene | 9.61 | | " | 10.0 | | 96.1 | 82-112 | | | |
| 1,3-Dichloropropane | 8.73 | | " | 10.0 | | 87.3 | 77-122 | | | |
| 1,4-Dichlorobenzene | 9.57 | | " | 10.0 | | 95.7 | 83-110 | | | |
| 2,2-Dichloropropane | 8.76 | | " | 10.0 | | 87.6 | 50-163 | | | |
| 2-Chlorotoluene | 10.6 | | " | 10.0 | | 106 | 74-115 | | | |
| 2-Hexanone | 7.28 | | " | 10.0 | | 72.8 | 65-130 | | | |
| 4-Chlorotoluene | 10.5 | | " | 10.0 | | 105 | 77-119 | | | |
| Acetone | 7.30 | | " | 10.0 | | 73.0 | 54-129 | | | |
| Benzene | 10.4 | | " | 10.0 | | 104 | 77-122 | | | |
| Bromobenzene | 9.45 | | " | 10.0 | | 94.5 | 76-114 | | | |
| Bromochloromethane | 13.1 | | " | 10.0 | | 131 | 73-125 | High Bias | | |
| Bromodichloromethane | 8.66 | | " | 10.0 | | 86.6 | 83-120 | | | |
| Bromoform | 7.26 | | " | 10.0 | | 72.6 | 72-139 | | | |
| Bromomethane | 8.77 | | " | 10.0 | | 87.7 | 52-128 | | | |
| Carbon tetrachloride | 8.73 | | " | 10.0 | | 87.3 | 66-152 | | | |
| Chlorobenzene | 9.57 | | " | 10.0 | | 95.7 | 85-113 | | | |
| Chloroethane | 9.95 | | " | 10.0 | | 99.5 | 60-124 | | | |
| Chloroform | 9.35 | | " | 10.0 | | 93.5 | 82-119 | | | |
| Chloromethane | 10.4 | | " | 10.0 | | 104 | 42-126 | | | |
| cis-1,2-Dichloroethylene | 10.6 | | " | 10.0 | | 106 | 79-116 | | | |
| cis-1,3-Dichloropropylene | 9.16 | | " | 10.0 | | 91.6 | 85-134 | | | |
| Dibromochloromethane | 7.76 | | " | 10.0 | | 77.6 | 74-151 | | | |
| Dibromomethane | 8.13 | | " | 10.0 | | 81.3 | 74-128 | | | |
| Dichlorodifluoromethane | 7.78 | | " | 10.0 | | 77.8 | 10-146 | | | |
| Ethyl Benzene | 10.2 | | " | 10.0 | | 102 | 85-125 | | | |
| Hexachlorobutadiene | 8.62 | | " | 10.0 | | 86.2 | 69-131 | | | |
| Isopropylbenzene | 10.8 | | " | 10.0 | | 108 | 71-128 | | | |
| Methyl tert-butyl ether (MTBE) | 6.87 | | " | 10.0 | | 68.7 | 51-134 | | | |
| Methylene chloride | 9.94 | | " | 10.0 | | 99.4 | 76-122 | | | |
| Naphthalene | 8.38 | | " | 10.0 | | 83.8 | 72-127 | | | |
| n-Butylbenzene | 10.6 | | " | 10.0 | | 106 | 69-127 | | | |
| n-Propylbenzene | 11.3 | | " | 10.0 | | 113 | 70-129 | | | |
| o-Xylene | 9.47 | | " | 10.0 | | 94.7 | 83-117 | | | |



Volatile Organic Compounds by GC/MS - Quality Control Data

York Analytical Laboratories, Inc.

| Analyte | Result | Reporting Limit | Units | Spike Level | Source* Result | %REC | %REC Limits | Flag | RPD | RPD Limit | Flag |
|---------|--------|-----------------|-------|-------------|----------------|------|-------------|------|-----|-----------|------|
|---------|--------|-----------------|-------|-------------|----------------|------|-------------|------|-----|-----------|------|

Batch BL30196 - EPA 5030B

LCS (BL30196-BS1)

Prepared & Analyzed: 12/03/2013

| | | | | | | | | | | | |
|----------------------------------|------|--|------|------|--|------|--------|--|--|--|--|
| p- & m- Xylenes | 20.6 | | ug/L | 20.0 | | 103 | 80-126 | | | | |
| p-Isopropyltoluene | 10.0 | | " | 10.0 | | 100 | 74-130 | | | | |
| sec-Butylbenzene | 10.9 | | " | 10.0 | | 109 | 72-132 | | | | |
| Styrene | 9.47 | | " | 10.0 | | 94.7 | 62-160 | | | | |
| tert-Butylbenzene | 9.73 | | " | 10.0 | | 97.3 | 75-129 | | | | |
| Tetrachloroethylene | 8.88 | | " | 10.0 | | 88.8 | 67-118 | | | | |
| Toluene | 10.3 | | " | 10.0 | | 103 | 82-118 | | | | |
| trans-1,2-Dichloroethylene | 9.91 | | " | 10.0 | | 99.1 | 76-119 | | | | |
| trans-1,3-Dichloropropylene | 8.31 | | " | 10.0 | | 83.1 | 80-137 | | | | |
| Trichloroethylene | 9.52 | | " | 10.0 | | 95.2 | 71-122 | | | | |
| Trichlorofluoromethane | 8.76 | | " | 10.0 | | 87.6 | 67-130 | | | | |
| Vinyl Chloride | 10.6 | | " | 10.0 | | 106 | 49-125 | | | | |
| Surrogate: 1,2-Dichloroethane-d4 | 7.24 | | " | 10.0 | | 72.4 | 79-133 | | | | |
| Surrogate: p-Bromofluorobenzene | 9.74 | | " | 10.0 | | 97.4 | 65-133 | | | | |
| Surrogate: Toluene-d8 | 10.3 | | " | 10.0 | | 103 | 80-123 | | | | |

LCS Dup (BL30196-BSD1)

Prepared & Analyzed: 12/03/2013

| | | | | | | | | | | | |
|---|------|--|------|------|--|------|--------|-----------|------|----|--|
| 1,1,1,2-Tetrachloroethane | 9.73 | | ug/L | 10.0 | | 97.3 | 84-127 | | 13.1 | 30 | |
| 1,1,1-Trichloroethane | 10.4 | | " | 10.0 | | 104 | 80-131 | | 13.0 | 30 | |
| 1,1,2,2-Tetrachloroethane | 11.0 | | " | 10.0 | | 110 | 76-120 | | 20.4 | 30 | |
| 1,1,2-Trichloro-1,2,2-trifluoroethane (Freon 113) | 11.5 | | " | 10.0 | | 115 | 70-133 | | 14.2 | 30 | |
| 1,1,2-Trichloroethane | 10.3 | | " | 10.0 | | 103 | 73-124 | | 11.4 | 30 | |
| 1,1-Dichloroethane | 11.4 | | " | 10.0 | | 114 | 79-123 | | 13.3 | 30 | |
| 1,1-Dichloroethylene | 10.1 | | " | 10.0 | | 101 | 71-123 | | 10.7 | 30 | |
| 1,1-Dichloropropylene | 10.7 | | " | 10.0 | | 107 | 73-117 | | 12.0 | 30 | |
| 1,2,3-Trichlorobenzene | 7.99 | | " | 10.0 | | 79.9 | 78-117 | | 5.40 | 30 | |
| 1,2,3-Trichloropropane | 9.81 | | " | 10.0 | | 98.1 | 68-119 | | 19.1 | 30 | |
| 1,2,4-Trichlorobenzene | 8.46 | | " | 10.0 | | 84.6 | 78-117 | | 6.85 | 30 | |
| 1,2,4-Trimethylbenzene | 11.3 | | " | 10.0 | | 113 | 68-134 | | 6.40 | 30 | |
| 1,2-Dibromo-3-chloropropane | 8.74 | | " | 10.0 | | 87.4 | 73-129 | | 17.8 | 30 | |
| 1,2-Dibromoethane | 9.65 | | " | 10.0 | | 96.5 | 73-139 | | 15.4 | 30 | |
| 1,2-Dichlorobenzene | 10.5 | | " | 10.0 | | 105 | 83-110 | | 11.6 | 30 | |
| 1,2-Dichloroethane | 8.93 | | " | 10.0 | | 89.3 | 81-120 | | 13.3 | 30 | |
| 1,2-Dichloropropane | 11.0 | | " | 10.0 | | 110 | 76-120 | | 13.3 | 30 | |
| 1,3,5-Trimethylbenzene | 11.3 | | " | 10.0 | | 113 | 74-121 | | 9.43 | 30 | |
| 1,3-Dichlorobenzene | 10.6 | | " | 10.0 | | 106 | 82-112 | | 10.1 | 30 | |
| 1,3-Dichloropropane | 10.2 | | " | 10.0 | | 102 | 77-122 | | 15.6 | 30 | |
| 1,4-Dichlorobenzene | 10.4 | | " | 10.0 | | 104 | 83-110 | | 7.93 | 30 | |
| 2,2-Dichloropropane | 9.25 | | " | 10.0 | | 92.5 | 50-163 | | 5.44 | 30 | |
| 2-Chlorotoluene | 11.9 | | " | 10.0 | | 119 | 74-115 | High Bias | 10.8 | 30 | |
| 2-Hexanone | 9.41 | | " | 10.0 | | 94.1 | 65-130 | | 25.5 | 30 | |
| 4-Chlorotoluene | 11.6 | | " | 10.0 | | 116 | 77-119 | | 10.1 | 30 | |
| Acetone | 9.25 | | " | 10.0 | | 92.5 | 54-129 | | 23.6 | 30 | |
| Benzene | 11.8 | | " | 10.0 | | 118 | 77-122 | | 12.8 | 30 | |
| Bromobenzene | 11.3 | | " | 10.0 | | 113 | 76-114 | | 18.2 | 30 | |
| Bromochloromethane | 15.1 | | " | 10.0 | | 151 | 73-125 | High Bias | 13.8 | 30 | |
| Bromodichloromethane | 9.94 | | " | 10.0 | | 99.4 | 83-120 | | 13.8 | 30 | |
| Bromoform | 9.06 | | " | 10.0 | | 90.6 | 72-139 | | 22.1 | 30 | |
| Bromomethane | 9.03 | | " | 10.0 | | 90.3 | 52-128 | | 2.92 | 30 | |
| Carbon tetrachloride | 9.70 | | " | 10.0 | | 97.0 | 66-152 | | 10.5 | 30 | |
| Chlorobenzene | 10.6 | | " | 10.0 | | 106 | 85-113 | | 10.5 | 30 | |
| Chloroethane | 11.1 | | " | 10.0 | | 111 | 60-124 | | 10.9 | 30 | |



Volatile Organic Compounds by GC/MS - Quality Control Data

York Analytical Laboratories, Inc.

| Analyte | Result | Reporting Limit | Units | Spike Level | Source* Result | %REC | %REC Limits | Flag | RPD | RPD Limit | Flag |
|---------|--------|-----------------|-------|-------------|----------------|------|-------------|------|-----|-----------|------|
|---------|--------|-----------------|-------|-------------|----------------|------|-------------|------|-----|-----------|------|

Batch BL30196 - EPA 5030B

LCS Dup (BL30196-BSD1)


Prepared & Analyzed: 12/03/2013

| | | | | | | | | | | | |
|---|------|--|------|------|--|------|--------|-----------|------|----|--|
| Chloroform | 10.6 | | ug/L | 10.0 | | 106 | 82-119 | | 12.2 | 30 | |
| Chloromethane | 11.4 | | " | 10.0 | | 114 | 42-126 | | 9.36 | 30 | |
| cis-1,2-Dichloroethylene | 11.8 | | " | 10.0 | | 118 | 79-116 | High Bias | 10.8 | 30 | |
| cis-1,3-Dichloropropylene | 10.3 | | " | 10.0 | | 103 | 85-134 | | 11.7 | 30 | |
| Dibromochloromethane | 9.11 | | " | 10.0 | | 91.1 | 74-151 | | 16.0 | 30 | |
| Dibromomethane | 9.75 | | " | 10.0 | | 97.5 | 74-128 | | 18.1 | 30 | |
| Dichlorodifluoromethane | 8.19 | | " | 10.0 | | 81.9 | 10-146 | | 5.13 | 30 | |
| Ethyl Benzene | 11.2 | | " | 10.0 | | 112 | 85-125 | | 8.50 | 30 | |
| Hexachlorobutadiene | 8.12 | | " | 10.0 | | 81.2 | 69-131 | | 5.97 | 30 | |
| Isopropylbenzene | 11.9 | | " | 10.0 | | 119 | 71-128 | | 9.45 | 30 | |
| Methyl tert-butyl ether (MTBE) | 7.77 | | " | 10.0 | | 77.7 | 51-134 | | 12.3 | 30 | |
| Methylene chloride | 11.3 | | " | 10.0 | | 113 | 76-122 | | 13.0 | 30 | |
| Naphthalene | 9.58 | | " | 10.0 | | 95.8 | 72-127 | | 13.4 | 30 | |
| n-Butylbenzene | 11.1 | | " | 10.0 | | 111 | 69-127 | | 4.81 | 30 | |
| n-Propylbenzene | 12.3 | | " | 10.0 | | 123 | 70-129 | | 7.80 | 30 | |
| o-Xylene | 10.5 | | " | 10.0 | | 105 | 83-117 | | 10.0 | 30 | |
| p- & m- Xylenes | 22.7 | | " | 20.0 | | 114 | 80-126 | | 9.88 | 30 | |
| p-Isopropyltoluene | 10.8 | | " | 10.0 | | 108 | 74-130 | | 7.76 | 30 | |
| sec-Butylbenzene | 11.8 | | " | 10.0 | | 118 | 72-132 | | 8.21 | 30 | |
| Styrene | 10.5 | | " | 10.0 | | 105 | 62-160 | | 10.7 | 30 | |
| tert-Butylbenzene | 10.8 | | " | 10.0 | | 108 | 75-129 | | 10.3 | 30 | |
| Tetrachloroethylene | 9.64 | | " | 10.0 | | 96.4 | 67-118 | | 8.21 | 30 | |
| Toluene | 11.6 | | " | 10.0 | | 116 | 82-118 | | 11.6 | 30 | |
| trans-1,2-Dichloroethylene | 10.9 | | " | 10.0 | | 109 | 76-119 | | 9.24 | 30 | |
| trans-1,3-Dichloropropylene | 9.71 | | " | 10.0 | | 97.1 | 80-137 | | 15.5 | 30 | |
| Trichloroethylene | 10.5 | | " | 10.0 | | 105 | 71-122 | | 10.1 | 30 | |
| Trichlorofluoromethane | 9.58 | | " | 10.0 | | 95.8 | 67-130 | | 8.94 | 30 | |
| Vinyl Chloride | 11.4 | | " | 10.0 | | 114 | 49-125 | | 7.39 | 30 | |
| <i>Surrogate: 1,2-Dichloroethane-d4</i> | 7.52 | | " | 10.0 | | 75.2 | 79-133 | | | | |
| <i>Surrogate: p-Bromofluorobenzene</i> | 9.80 | | " | 10.0 | | 98.0 | 65-133 | | | | |
| <i>Surrogate: Toluene-d8</i> | 10.1 | | " | 10.0 | | 101 | 80-123 | | | | |



Metals by ICP - Quality Control Data
York Analytical Laboratories, Inc.

| Analyte | Result | Reporting Limit | Units | Spike Level | Source* Result | %REC | %REC Limits | Flag | RPD | | |
|-----------------------------------|--------|--------------------|-------|----------------|-------------------|------|----------------|---|------|-------|------|
| | | | | | | | | | RPD | Limit | Flag |
| Batch BL30073 - EPA 3010A | | | | | | | | | | | |
| Blank (BL30073-BLK1) | | | | | | | | Prepared & Analyzed: 12/02/2013 | | | |
| Iron - Dissolved | ND | 0.0200 | mg/L | | | | | | | | |
| Duplicate (BL30073-DUP1) | | | | | | | | *Source sample: 13K1033-01 (WQ112613: NP2-10) Prepared & Analyzed: 12/02/2013 | | | |
| Iron - Dissolved | 0.0248 | 0.0200 | mg/L | | 0.0252 | | | | 1.88 | 20 | |
| Matrix Spike (BL30073-MS1) | | | | | | | | *Source sample: 13K1033-01 (WQ112613: NP2-10) Prepared & Analyzed: 12/02/2013 | | | |
| Iron - Dissolved | 1.12 | 0.0200 | mg/L | 1.00 | 0.0252 | 110 | 75-125 | | | | |
| Reference (BL30073-SRM1) | | | | | | | | Prepared & Analyzed: 12/02/2013 | | | |
| Iron - Dissolved | 1.46 | 0.0200 | mg/L | 1.44 | | 101 | 88.2-113 | | | | |
| Batch BL30074 - EPA 3010A | | | | | | | | | | | |
| Blank (BL30074-BLK1) | | | | | | | | Prepared & Analyzed: 12/02/2013 | | | |
| Iron | ND | 0.0200 | mg/L | | | | | | | | |
| Duplicate (BL30074-DUP1) | | | | | | | | *Source sample: 13K1033-01 (WQ112613: NP2-10) Prepared & Analyzed: 12/02/2013 | | | |
| Iron | 20.5 | 0.0200 | mg/L | | 20.1 | | | | 1.99 | 20 | |
| Matrix Spike (BL30074-MS1) | | | | | | | | *Source sample: 13K1033-01 (WQ112613: NP2-10) Prepared & Analyzed: 12/02/2013 | | | |
| Iron | 20.9 | 0.0200 | mg/L | 1.00 | 20.1 | 81.5 | 75-125 | | | | |
| Reference (BL30074-SRM1) | | | | | | | | Prepared & Analyzed: 12/02/2013 | | | |
| Iron | 1.41 | 0.0200 | mg/L | 1.44 | | 98.0 | 88.2-113 | | | | |



Miscellaneous Physical Parameters - Quality Control Data

York Analytical Laboratories, Inc.


| Analyte | Result | Reporting Limit | Units | Spike Level | Source* Result | %REC | %REC Limits | Flag | RPD | RPD Limit | Flag |
|---------|--------|-----------------|-------|-------------|----------------|------|-------------|------|-----|-----------|------|
|---------|--------|-----------------|-------|-------------|----------------|------|-------------|------|-----|-----------|------|

Batch BL30240 - % Solids Prep

Blank (BL30240-BLK1)

Prepared: 12/04/2013 Analyzed: 12/05/2013

| | | | | | | | | | | | |
|------------------------|----|------|------|--|--|--|--|--|--|--|--|
| Total Dissolved Solids | ND | 1.00 | mg/L | | | | | | | | |
|------------------------|----|------|------|--|--|--|--|--|--|--|--|



Volatile Analysis Sample Containers

| Lab ID | Client Sample ID | Volatile Sample Container |
|------------|------------------|---|
| 13K1031-01 | WQ112613: NP2-6 | 40mL Clear Vial (pre-pres.) HCl; Cool to 4° C |
| 13K1031-02 | WQ112613: NP2-7 | 40mL Clear Vial (pre-pres.) HCl; Cool to 4° C |
| 13K1033-01 | WQ112613: NP2-10 | 40mL Clear Vial (pre-pres.) HCl; Cool to 4° C |

Notes and Definitions

| | |
|-----------|--|
| S-08 | The recovery for this surrogate was outside of QC limits. |
| QL-02 | This LCS analyte is outside Laboratory Recovery limits due the analyte behavior using the referenced method. The reference method has certain limitations with respect to analytes of this nature. |
| J | Detected below the Reporting Limit but greater than or equal to the Method Detection Limit (MDL/LOD) or in the case of a TIC, the result is an estimated concentration. |
| ND | Analyte NOT DETECTED at the stated Reporting Limit (RL) or above. |
| RL | REPORTING LIMIT - the minimum reportable value based upon the lowest point in the analyte calibration curve. |
| MDL | METHOD DETECTION LIMIT - the minimum concentration that can be measured and reported with a 99% confidence that the concentration is greater than zero. If requested or required, a value reported below the RL and above the MDL is considered estimated and is noted with a "J" flag. |
| NR | Not reported |
| RPD | Relative Percent Difference |
| Wet | The data has been reported on an as-received (wet weight) basis |
| Low Bias | Low Bias flag indicates that the recovery of the flagged analyte is below the laboratory or regulatory lower control limit. The data user should take note that this analyte may be biased low but should evaluate multiple lines of evidence including the LCS and site-specific MS/MSD data to draw bias conclusions. In cases where no site-specific MS/MSD was requested, only the LCS data can be used to evaluate such bias. |
| High Bias | High Bias flag indicates that the recovery of the flagged analyte is above the laboratory or regulatory upper control limit. The data user should take note that this analyte may be biased high but should evaluate multiple lines of evidence including the LCS and site-specific MS/MSD data to draw bias conclusions. In cases where no site-specific MS/MSD was requested, only the LCS data can be used to evaluate such bias. |
| Non-Dir. | Non-dir. flag (Non-Directional Bias) indicates that the Relative Percent Difference (RPD) (a measure of precision) among the MS and MSD data is outside the laboratory or regulatory control limit. This alerts the data user where the MS and MSD are from site-specific samples that the RPD is high due to either non-homogeneous distribution of target analyte between the MS/MSD or indicates poor reproducibility for other reasons. |

If EPA SW-846 method 8270 is included herein it is noted that the target compound N-nitrosodiphenylamine (NDPA) decomposes in the gas chromatographic inlet and cannot be separated from diphenylamine (DPA). These results could actually represent 100% DPA, 100% NDPA or some combination of the two. For this reason, York reports the combined result for n-nitrosodiphenylamine and diphenylamine for either of these compounds as a combined concentration as Diphenylamine.

If Total PCBs are detected and the target aroclors reported are "Not detected", the Total PCB value is reported due to the presence of either or both Aroclors 1262 and 1268 which are non-target aroclors for some regulatory lists.

2-chloroethylvinyl ether readily breaks down under acidic conditions. Samples that are acid preserved, including standards will exhibit breakdown. The data user should take note.

Certification for pH is no longer offered by NYDOH ELAP.

Semi-Volatile and Volatile analyses are reported down to the MDL, with values between the MDL and the RL being "J" flagged as estimated results.

YORK

ANALYTICAL LABORATORIES, INC.

120 RESEARCH DR. STRATFORD, CT 06615
 (203) 325-1371 FAX (203) 357-0166

Field Chain-of-Custody Record

NOTE: York's Std. Terms & Conditions are listed on the back side of this document. This document serves as your written authorization to York to proceed with the analyses requested and your signature binds you to York's Std. Terms & Conditions.

York Project No. 13K1031

| | | | | | | | | | | | |
|--|--|---|--|--|--|---|--|--|--|--|--|
| YOUR Information Company: <u>LBG</u> Address: <u>4 Research Dr. Suite 301</u> <u>Shelton, CT 06484</u> Phone No: <u>203-989-8555</u> Contact Person: <u>Tunde Sandoz</u> E-Mail Address: <u>TSandoz@LBGCT.com</u> | | Report To: Company: <u>Same</u> Address: _____ Phone No: _____ Attention: _____ E-Mail Address: _____ | | Invoice To: Company: <u>Same</u> Address: _____ Phone No: _____ Attention: _____ E-Mail Address: _____ | | YOUR Project ID Metals: _____ Semis-Vols: _____ Volatiles: _____ Matrix Codes: _____ | | Turn-Around Time RUSH - Same Day <input type="checkbox"/> RUSH - Next Day <input type="checkbox"/> RUSH - Two Day <input type="checkbox"/> RUSH - Three Day <input type="checkbox"/> RUSH - Four Day <input type="checkbox"/> Standard (5-7 Days) <input checked="" type="checkbox"/> | | Report Type Summary Report <input checked="" type="checkbox"/> <u>pdf</u> Summary w/ QA Summary <input checked="" type="checkbox"/> <u>pdf</u> CT RCP Package <input type="checkbox"/> CTRCP DQADUE Pkg <input type="checkbox"/> NY ASP A Package <input type="checkbox"/> NY ASP B Package <input type="checkbox"/> <u>to only</u> NIDEP Red. Deliv. <input type="checkbox"/> | |
| Purchase Order No. <u>NAG5AG</u> | | Samples from: CT <u>NY</u> X NJ <u>NY</u> | | Full Lists: _____ Misc. _____ Other: _____ | | Simple Excel <input checked="" type="checkbox"/> | | Electronic Data Deliverables (EDD) <input type="checkbox"/> | | Excels (std) _____ EZ-EDD (EQUS) _____ NIDEP SRP HazSite EDD _____ GIS/KEY (std) _____ Other: _____ York Regulatory Comparison _____ Excel Spreadsheet _____ Compare to the following Reg. (please fill in): _____ | |

Print Clearly and Legibly. All Information must be complete. Samples will NOT be logged in and the turn-around time clock will not begin until any questions by York are resolved.

[Signature]
 Samples Collected/Authorized By (Signature)
EVA Foster
 Name (printed)

| Sample Identification | Date Sampled | Sample Matrix | Choose Analyses Needed from the Menu Above and Enter Below | Container Description(s) |
|-----------------------|--------------|---------------|---|--------------------------|
| WQ112613: | 11-26-13 | GW | Fe by EPA 200.7 Fe, Dissolved by EPA 6010 (SW 946-00168) / PCLs, P260 List (EPA SW 945-82606) plus Fe 000-113 | 300a, 250 ml plastic |
| ↓ | ↓ | GW | Fe by EPA 200.7 Fe, Dissolved by EPA 6010 (SW 946-00168) / PCLs, P260 List (EPA SW 945-82606) plus Fe 000-113 | " " |
| ↓ | ↓ | GW | Fe by EPA 200.7 Fe, Dissolved by EPA 6010 (SW 946-00168) / PCLs, P260 List (EPA SW 945-82606) plus Fe 000-113 | " " |

| | | | | | |
|---|--|---|--|---|--|
| Comments Preservation <input type="checkbox"/> _____ Check these Applicable: _____ Special Instructions <input type="checkbox"/> _____ Field Filtered <input type="checkbox"/> _____ Lab to Filter <input type="checkbox"/> _____ | | HCl _____ HNO ₃ _____ H ₂ SO ₄ _____ NaOH _____ Other: _____ | | Temperature on Receipt <u>4.3°C</u> | |
| Samples Relinquished By: <u>[Signature]</u> Date/Time: <u>11/27/13 1352</u> | | Samples Received By: <u>2. S. Street</u> Date/Time: <u>11/27/13</u> | | Samples Relinquished By: _____ Date/Time: _____ | |

Field Chain-of-Custody Record


NOTE: York's Std. Terms & Conditions are listed on the back side of this document. This document serves as your written authorization to York to proceed with the analyses requested and your signature binds you to York's Std. Terms & Conditions.

York Project No. 13K0033

| | | | | | | | | | | | |
|--|--|---|--|--|--|---|--|--|--|---|--|
| YOUR Information Company: <u>LBG</u> Address: <u>4 Research Dr. Suite 301</u> <u>Shelton, CT 06484</u> Phone No: <u>203-929-8555</u> Contact Person: <u>Tunde Sandor</u> E-Mail Address: <u>TSandor@LBGCT.com</u> | | Report To: Company: <u>Same</u> Address: _____ Phone No: _____ Attention: _____ E-Mail Address: _____ | | Invoice To: Company: <u>Same</u> Address: _____ Phone No: _____ Attention: _____ E-Mail Address: _____ | | YOUR Project ID Purchase Order No. <u>NAB5AG</u> Samples from: CT <u>NY X</u> NJ | | Turn-Around Time RUSH - Same Day <input type="checkbox"/> RUSH - Next Day <input type="checkbox"/> RUSH - Two Day <input type="checkbox"/> RUSH - Three Day <input type="checkbox"/> RUSH - Four Day <input type="checkbox"/> Standard (5-7 Days) <input checked="" type="checkbox"/> | | Report Type Summary Report <u>X</u> pdf Summary w/ QA Summary <u>X</u> pdf CT RCP Package CT RCP DQA/DUE Pkg. NY ASP A Package NY ASP B Package <u>NP2-10 only</u> pdf. NJDEP Red. Deliv. Electronic Data Deliverables (EDD) | |
| Volatiles 8260 fill 624 STARS list BTEX MTBE TCL list TAGM list CT RCP list Arom. only Halog. only App. IX list 8021B list | | Semi-Vols. / Pest Control 8270 or 625 STARS list BN Only Acids Only PAH list TAGM list CT RCP list TCL list NUDEP list App. IX TCLP BNA SFLP or TCLP 608 PCB | | Metals RCRA8 PP13 list TAL CT15 list TAGM list NUDEP list Total Dissolved SFLP or TCLP TCLP Herb Chloroform App. IX TCLP BNA SFLP or TCLP 608 PCB | | Misc. Org. TPH GRO TPH DRO CT ETPH NY 310-13 TPH 1664 Air TO14A Air TO15 Air STARS SFLP or TCLP Air VPH Air TICs Methane Helium | | Full Lists Phil Poll. TCL Opacs TAL MerCN Full TCLP Full App IX Part 360-Partners Part 360-Residue Part 360-Residual Part 360-Residual NYDEP Score TOC NYSDCLSW Asbestos Silica | | Misc. Cermosivity Reactivity Ignitability Flash Point Shove Anal. Heterocyclics TOX BTU/lb. Aromatic Tox. NYDEP Score TOC NYSDCLSW Asbestos Silica | |

| Sample Identification | Date Sampled | Sample Matrix | Choose Analyses Needed from the Menu Above and Enter Below | Container Description(s) | Temperature on Receipt |
|--|--------------|---------------|---|---|------------------------|
| WA112613: NP2-6 | 11-26-13 | GW | Fe by EPA 200.7/Fe, Dissolved by EPA 6010 (SW 846-6010) / VOCs, P260 List (EPA SW 845-8260B) plus from 113 | 300A, 250ml plastic | |
| NP2-7 | ↓ | GW | Fe by EPA 200.7/Fe, Dissolved by EPA 6010 (SW 846-6010) / VOCs, P260 List (EPA SW 845-8260B) plus from 113 / TDS (SH 2540C) | " " | |
| NP2-10 | ↓ | GW | Fe by EPA 200.7/Fe, Dissolved by EPA 6010 (SW 846-6010) / VOCs, P260 List (EPA SW 845-8260B) plus from 113 / TDS (SH 2540C) | " " | |
| Comments: _____ Preservation: 4°C _____ Frozen _____ HCl _____ MeOH _____ HNO ₃ _____ H ₂ SO ₄ _____ NaOH _____ Check those Applicable: Zn/As _____ Ascorbic Acid _____ Other _____ Special Instructions: _____ Field Filtered <input type="checkbox"/> Lab to Filter <input type="checkbox"/> | | | | | |
| Samples Relinquished By: <u>[Signature]</u> Date/Time: <u>11/27/13 1355</u> | | | | Samples Received By: <u>9. Schneck</u> Date/Time: <u>11/27/13</u> | |
| Samples Relinquished By: _____ Date/Time: _____ | | | | Samples Received in LAB by: _____ Date/Time: <u>138</u> | |

APPENDIX II
NOVEMBER 2013 LABORATORY ANALYTICAL REPORTS
FOR FSP&T AND FP&T RECOVERY WELLS



Technical Report

prepared for:

Leggette Brashears & Graham Shelton Office

4 Research Drive, Suite 301

Shelton CT, 06484

Attention: Tunde Komuves-Sandor

Report Date: 12/06/2013

Client Project ID: Rowe Industries

York Project (SDG) No.: 13K1036

CT Cert. No. PH-0723

New Jersey Cert. No. CT-005



New York Cert. No. 10854

PA Cert. No. 68-04440

Report Date: 12/06/2013
Client Project ID: Rowe Industries
York Project (SDG) No.: 13K1036

Leggette Brashears & Graham Shelton Office
4 Research Drive, Suite 301
Shelton CT, 06484
Attention: Tunde Komuves-Sandor

Purpose and Results

This report contains the analytical data for the sample(s) identified on the attached chain-of-custody received in our laboratory on November 27, 2013 and listed below. The project was identified as your project: **Rowe Industries**.

The analyses were conducted utilizing appropriate EPA, Standard Methods, and ASTM methods as detailed in the data summary tables.

All samples were received in proper condition meeting the customary acceptance requirements for environmental samples except those indicated under the Notes section of this report.

All analyses met the method and laboratory standard operating procedure requirements except as indicated by any data flags, the meaning of which are explained in the attachment to this report, and case narrative if applicable.

The results of the analyses, which are all reported on dry weight basis (soils) unless otherwise noted, are detailed in the following pages.

Please contact Client Services at 203.325.1371 with any questions regarding this report.

| <u>York Sample ID</u> | <u>Client Sample ID</u> | <u>Matrix</u> | <u>Date Collected</u> | <u>Date Received</u> |
|-----------------------|-------------------------|---------------|-----------------------|----------------------|
| 13K1036-01 | GWQ112613:1100NP1-2-2 | Water | 11/26/2013 | 11/27/2013 |
| 13K1036-02 | GWQ112613:1110NP1-2-4 | Water | 11/26/2013 | 11/27/2013 |
| 13K1036-03 | GWQ112613:1120NP1-2-6 | Water | 11/26/2013 | 11/27/2013 |
| 13K1036-04 | GWQ112613:1140NP1-2-7 | Water | 11/26/2013 | 11/27/2013 |

General Notes for York Project (SDG) No.: 13K1036

1. The RLs and MDLs (Reporting Limit and Method Detection Limit respectively) reported are adjusted for any dilution necessary due to the levels of target and/or non-target analytes and matrix interference. The RL(REPORTING LIMIT) is based upon the lowest standard utilized for the calibration where applicable.
2. Samples are retained for a period of thirty days after submittal of report, unless other arrangements are made.
3. York's liability for the above data is limited to the dollar value paid to York for the referenced project.
4. This report shall not be reproduced without the written approval of York Analytical Laboratories, Inc.
5. All samples were received in proper condition for analysis with proper documentation, unless otherwise noted.
6. All analyses conducted met method or Laboratory SOP requirements. See the Qualifiers and/or Narrative sections for further information.
7. It is noted that no analyses reported herein were subcontracted to another laboratory, unless noted in the report.
8. This report reflects results that relate only to the samples submitted on the attached chain-of-custody form(s) received by York.

Approved By:



Benjamin Gulizia
Laboratory Director

Date: 12/06/2013





Sample Information

Client Sample ID: GWQ112613:1100NP1-2-2

York Sample ID: 13K1036-01

York Project (SDG) No.
13K1036

Client Project ID
Rowe Industries

Matrix
Water

Collection Date/Time
November 26, 2013 12:00 pm

Date Received
11/27/2013

Volatile Organics, 8260 List - Low Level

Log-in Notes:

Sample Notes:

Sample Prepared by Method: EPA 5030B

| CAS No. | Parameter | Result | Flag | Units | MDL | RL | Dilution | Reference Method | Date/Time Prepared | Date/Time Analyzed | Analyst |
|----------|---|--------|------|-------|------|------|----------|------------------|--------------------|--------------------|---------|
| 630-20-6 | 1,1,1,2-Tetrachloroethane | ND | | ug/L | 0.20 | 0.50 | 1 | EPA 8260C | 12/04/2013 08:12 | 12/04/2013 11:22 | BK |
| 71-55-6 | 1,1,1-Trichloroethane | ND | | ug/L | 0.20 | 0.50 | 1 | EPA 8260C | 12/04/2013 08:12 | 12/04/2013 11:22 | BK |
| 79-34-5 | 1,1,2,2-Tetrachloroethane | ND | | ug/L | 0.20 | 0.50 | 1 | EPA 8260C | 12/04/2013 08:12 | 12/04/2013 11:22 | BK |
| 76-13-1 | 1,1,2-Trichloro-1,2,2-trifluoroethane (Freon 113) | ND | | ug/L | 0.20 | 0.50 | 1 | EPA 8260C | 12/04/2013 08:12 | 12/04/2013 11:22 | BK |
| 79-00-5 | 1,1,2-Trichloroethane | ND | | ug/L | 0.20 | 0.50 | 1 | EPA 8260C | 12/04/2013 08:12 | 12/04/2013 11:22 | BK |
| 75-34-3 | 1,1-Dichloroethane | ND | | ug/L | 0.20 | 0.50 | 1 | EPA 8260C | 12/04/2013 08:12 | 12/04/2013 11:22 | BK |
| 75-35-4 | 1,1-Dichloroethylene | ND | | ug/L | 0.20 | 0.50 | 1 | EPA 8260C | 12/04/2013 08:12 | 12/04/2013 11:22 | BK |
| 563-58-6 | 1,1-Dichloropropylene | ND | | ug/L | 0.20 | 0.50 | 1 | EPA 8260C | 12/04/2013 08:12 | 12/04/2013 11:22 | BK |
| 87-61-6 | 1,2,3-Trichlorobenzene | ND | | ug/L | 0.20 | 0.50 | 1 | EPA 8260C | 12/04/2013 08:12 | 12/04/2013 11:22 | BK |
| 96-18-4 | 1,2,3-Trichloropropane | ND | | ug/L | 0.20 | 0.50 | 1 | EPA 8260C | 12/04/2013 08:12 | 12/04/2013 11:22 | BK |
| 120-82-1 | 1,2,4-Trichlorobenzene | ND | | ug/L | 0.20 | 0.50 | 1 | EPA 8260C | 12/04/2013 08:12 | 12/04/2013 11:22 | BK |
| 95-63-6 | 1,2,4-Trimethylbenzene | ND | | ug/L | 0.20 | 0.50 | 1 | EPA 8260C | 12/04/2013 08:12 | 12/04/2013 11:22 | BK |
| 96-12-8 | 1,2-Dibromo-3-chloropropane | ND | | ug/L | 0.20 | 0.50 | 1 | EPA 8260C | 12/04/2013 08:12 | 12/04/2013 11:22 | BK |
| 106-93-4 | 1,2-Dibromoethane | ND | | ug/L | 0.20 | 0.50 | 1 | EPA 8260C | 12/04/2013 08:12 | 12/04/2013 11:22 | BK |
| 95-50-1 | 1,2-Dichlorobenzene | ND | | ug/L | 0.20 | 0.50 | 1 | EPA 8260C | 12/04/2013 08:12 | 12/04/2013 11:22 | BK |
| 107-06-2 | 1,2-Dichloroethane | ND | | ug/L | 0.20 | 0.50 | 1 | EPA 8260C | 12/04/2013 08:12 | 12/04/2013 11:22 | BK |
| 78-87-5 | 1,2-Dichloropropane | ND | | ug/L | 0.20 | 0.50 | 1 | EPA 8260C | 12/04/2013 08:12 | 12/04/2013 11:22 | BK |
| 108-67-8 | 1,3,5-Trimethylbenzene | ND | | ug/L | 0.20 | 0.50 | 1 | EPA 8260C | 12/04/2013 08:12 | 12/04/2013 11:22 | BK |
| 541-73-1 | 1,3-Dichlorobenzene | ND | | ug/L | 0.20 | 0.50 | 1 | EPA 8260C | 12/04/2013 08:12 | 12/04/2013 11:22 | BK |
| 142-28-9 | 1,3-Dichloropropane | ND | | ug/L | 0.20 | 0.50 | 1 | EPA 8260C | 12/04/2013 08:12 | 12/04/2013 11:22 | BK |
| 106-46-7 | 1,4-Dichlorobenzene | ND | | ug/L | 0.20 | 0.50 | 1 | EPA 8260C | 12/04/2013 08:12 | 12/04/2013 11:22 | BK |
| 594-20-7 | 2,2-Dichloropropane | ND | | ug/L | 0.20 | 0.50 | 1 | EPA 8260C | 12/04/2013 08:12 | 12/04/2013 11:22 | BK |
| 95-49-8 | 2-Chlorotoluene | ND | | ug/L | 0.20 | 0.50 | 1 | EPA 8260C | 12/04/2013 08:12 | 12/04/2013 11:22 | BK |
| 591-78-6 | 2-Hexanone | ND | | ug/L | 0.20 | 0.50 | 1 | EPA 8260C | 12/04/2013 08:12 | 12/04/2013 11:22 | BK |
| 106-43-4 | 4-Chlorotoluene | ND | | ug/L | 0.20 | 0.50 | 1 | EPA 8260C | 12/04/2013 08:12 | 12/04/2013 11:22 | BK |
| 67-64-1 | Acetone | ND | | ug/L | 1.0 | 2.0 | 1 | EPA 8260C | 12/04/2013 08:12 | 12/04/2013 11:22 | BK |
| 71-43-2 | Benzene | ND | | ug/L | 0.20 | 0.50 | 1 | EPA 8260C | 12/04/2013 08:12 | 12/04/2013 11:22 | BK |
| 108-86-1 | Bromobenzene | ND | | ug/L | 0.20 | 0.50 | 1 | EPA 8260C | 12/04/2013 08:12 | 12/04/2013 11:22 | BK |
| 74-97-5 | Bromochloromethane | ND | | ug/L | 0.20 | 0.50 | 1 | EPA 8260C | 12/04/2013 08:12 | 12/04/2013 11:22 | BK |
| 75-27-4 | Bromodichloromethane | ND | | ug/L | 0.20 | 0.50 | 1 | EPA 8260C | 12/04/2013 08:12 | 12/04/2013 11:22 | BK |



Sample Information

Client Sample ID: GWQ112613:1100NP1-2-2

York Sample ID: 13K1036-01

York Project (SDG) No.

Client Project ID

Matrix

Collection Date/Time

Date Received

13K1036

Rowe Industries

Water

November 26, 2013 12:00 pm

11/27/2013

Volatile Organics, 8260 List - Low Level

Log-in Notes:

Sample Notes:

Sample Prepared by Method: EPA 5030B

| CAS No. | Parameter | Result | Flag | Units | MDL | RL | Dilution | Reference Method | Date/Time Prepared | Date/Time Analyzed | Analyst |
|-------------|--------------------------------|-------------|------|-------|------|------|----------|------------------|--------------------|--------------------|---------|
| 75-25-2 | Bromoform | ND | | ug/L | 0.20 | 0.50 | 1 | EPA 8260C | 12/04/2013 08:12 | 12/04/2013 11:22 | BK |
| 74-83-9 | Bromomethane | ND | | ug/L | 0.20 | 0.50 | 1 | EPA 8260C | 12/04/2013 08:12 | 12/04/2013 11:22 | BK |
| 56-23-5 | Carbon tetrachloride | ND | | ug/L | 0.20 | 0.50 | 1 | EPA 8260C | 12/04/2013 08:12 | 12/04/2013 11:22 | BK |
| 108-90-7 | Chlorobenzene | ND | | ug/L | 0.20 | 0.50 | 1 | EPA 8260C | 12/04/2013 08:12 | 12/04/2013 11:22 | BK |
| 75-00-3 | Chloroethane | ND | | ug/L | 0.20 | 0.50 | 1 | EPA 8260C | 12/04/2013 08:12 | 12/04/2013 11:22 | BK |
| 67-66-3 | Chloroform | ND | | ug/L | 0.20 | 0.50 | 1 | EPA 8260C | 12/04/2013 08:12 | 12/04/2013 11:22 | BK |
| 74-87-3 | Chloromethane | ND | | ug/L | 0.20 | 0.50 | 1 | EPA 8260C | 12/04/2013 08:12 | 12/04/2013 11:22 | BK |
| 156-59-2 | cis-1,2-Dichloroethylene | 1.8 | | ug/L | 0.20 | 0.50 | 1 | EPA 8260C | 12/04/2013 08:12 | 12/04/2013 11:22 | BK |
| 10061-01-5 | cis-1,3-Dichloropropylene | ND | | ug/L | 0.20 | 0.50 | 1 | EPA 8260C | 12/04/2013 08:12 | 12/04/2013 11:22 | BK |
| 124-48-1 | Dibromochloromethane | ND | | ug/L | 0.20 | 0.50 | 1 | EPA 8260C | 12/04/2013 08:12 | 12/04/2013 11:22 | BK |
| 74-95-3 | Dibromomethane | ND | | ug/L | 0.20 | 0.50 | 1 | EPA 8260C | 12/04/2013 08:12 | 12/04/2013 11:22 | BK |
| 75-71-8 | Dichlorodifluoromethane | ND | | ug/L | 0.20 | 0.50 | 1 | EPA 8260C | 12/04/2013 08:12 | 12/04/2013 11:22 | BK |
| 100-41-4 | Ethyl Benzene | ND | | ug/L | 0.20 | 0.50 | 1 | EPA 8260C | 12/04/2013 08:12 | 12/04/2013 11:22 | BK |
| 87-68-3 | Hexachlorobutadiene | ND | | ug/L | 0.20 | 0.50 | 1 | EPA 8260C | 12/04/2013 08:12 | 12/04/2013 11:22 | BK |
| 98-82-8 | Isopropylbenzene | ND | | ug/L | 0.20 | 0.50 | 1 | EPA 8260C | 12/04/2013 08:12 | 12/04/2013 11:22 | BK |
| 1634-04-4 | Methyl tert-butyl ether (MTBE) | ND | | ug/L | 0.20 | 0.50 | 1 | EPA 8260C | 12/04/2013 08:12 | 12/04/2013 11:22 | BK |
| 75-09-2 | Methylene chloride | ND | | ug/L | 1.0 | 2.0 | 1 | EPA 8260C | 12/04/2013 08:12 | 12/04/2013 11:22 | BK |
| 91-20-3 | Naphthalene | ND | | ug/L | 1.0 | 2.0 | 1 | EPA 8260C | 12/04/2013 08:12 | 12/04/2013 11:22 | BK |
| 104-51-8 | n-Butylbenzene | ND | | ug/L | 0.20 | 0.50 | 1 | EPA 8260C | 12/04/2013 08:12 | 12/04/2013 11:22 | BK |
| 103-65-1 | n-Propylbenzene | ND | | ug/L | 0.20 | 0.50 | 1 | EPA 8260C | 12/04/2013 08:12 | 12/04/2013 11:22 | BK |
| 95-47-6 | o-Xylene | ND | | ug/L | 0.20 | 0.50 | 1 | EPA 8260C | 12/04/2013 08:12 | 12/04/2013 11:22 | BK |
| 179601-23-1 | p- & m- Xylenes | ND | | ug/L | 0.50 | 1.0 | 1 | EPA 8260C | 12/04/2013 08:12 | 12/04/2013 11:22 | BK |
| 99-87-6 | p-Isopropyltoluene | ND | | ug/L | 0.20 | 0.50 | 1 | EPA 8260C | 12/04/2013 08:12 | 12/04/2013 11:22 | BK |
| 135-98-8 | sec-Butylbenzene | ND | | ug/L | 0.20 | 0.50 | 1 | EPA 8260C | 12/04/2013 08:12 | 12/04/2013 11:22 | BK |
| 100-42-5 | Styrene | ND | | ug/L | 0.20 | 0.50 | 1 | EPA 8260C | 12/04/2013 08:12 | 12/04/2013 11:22 | BK |
| 98-06-6 | tert-Butylbenzene | ND | | ug/L | 0.20 | 0.50 | 1 | EPA 8260C | 12/04/2013 08:12 | 12/04/2013 11:22 | BK |
| 127-18-4 | Tetrachloroethylene | 1.4 | | ug/L | 0.20 | 0.50 | 1 | EPA 8260C | 12/04/2013 08:12 | 12/04/2013 11:22 | BK |
| 108-88-3 | Toluene | ND | | ug/L | 0.20 | 0.50 | 1 | EPA 8260C | 12/04/2013 08:12 | 12/04/2013 11:22 | BK |
| 156-60-5 | trans-1,2-Dichloroethylene | ND | | ug/L | 0.20 | 0.50 | 1 | EPA 8260C | 12/04/2013 08:12 | 12/04/2013 11:22 | BK |
| 10061-02-6 | trans-1,3-Dichloropropylene | ND | | ug/L | 0.20 | 0.50 | 1 | EPA 8260C | 12/04/2013 08:12 | 12/04/2013 11:22 | BK |
| 79-01-6 | Trichloroethylene | 0.79 | | ug/L | 0.20 | 0.50 | 1 | EPA 8260C | 12/04/2013 08:12 | 12/04/2013 11:22 | BK |
| 75-69-4 | Trichlorofluoromethane | ND | | ug/L | 0.20 | 0.50 | 1 | EPA 8260C | 12/04/2013 08:12 | 12/04/2013 11:22 | BK |



Sample Information

Client Sample ID: GWQ112613:1100NP1-2-2

York Sample ID: 13K1036-01

York Project (SDG) No.

Client Project ID

Matrix

Collection Date/Time

Date Received

13K1036

Rowe Industries

Water

November 26, 2013 12:00 pm

11/27/2013

Volatile Organics, 8260 List - Low Level

Log-in Notes:

Sample Notes:

Sample Prepared by Method: EPA 5030B

| CAS No. | Parameter | Result | Flag | Units | MDL | RL | Dilution | Reference Method | Date/Time Prepared | Date/Time Analyzed | Analyst |
|------------|----------------------------------|---------------|------|-------|-------------------------|------|----------|------------------|--------------------|--------------------|---------|
| 75-01-4 | Vinyl Chloride | ND | | ug/L | 0.50 | 0.50 | 1 | EPA 8260C | 12/04/2013 08:12 | 12/04/2013 11:22 | BK |
| 1330-20-7 | Xylenes, Total | ND | | ug/L | 0.60 | 1.5 | 1 | EPA 8260C | 12/04/2013 08:12 | 12/04/2013 11:22 | BK |
| | Surrogate Recoveries | Result | | | Acceptance Range | | | | | | |
| 17060-07-0 | Surrogate: 1,2-Dichloroethane-d4 | 76.7 % | S-08 | | 79-133 | | | | | | |
| 460-00-4 | Surrogate: p-Bromofluorobenzene | 88.9 % | | | 65-133 | | | | | | |
| 2037-26-5 | Surrogate: Toluene-d8 | 101 % | | | 80-123 | | | | | | |

Sample Information

Client Sample ID: GWQ112613:1110NP1-2-4

York Sample ID: 13K1036-02

York Project (SDG) No.

Client Project ID

Matrix

Collection Date/Time

Date Received

13K1036

Rowe Industries

Water

November 26, 2013 12:00 pm

11/27/2013

Volatile Organics, 8260 List - Low Level

Log-in Notes:

Sample Notes:

Sample Prepared by Method: EPA 5030B

| CAS No. | Parameter | Result | Flag | Units | MDL | RL | Dilution | Reference Method | Date/Time Prepared | Date/Time Analyzed | Analyst |
|----------|---|--------|------|-------|------|------|----------|------------------|--------------------|--------------------|---------|
| 630-20-6 | 1,1,1,2-Tetrachloroethane | ND | | ug/L | 0.20 | 0.50 | 1 | EPA 8260C | 12/04/2013 08:12 | 12/04/2013 12:00 | BK |
| 71-55-6 | 1,1,1-Trichloroethane | 0.60 | | ug/L | 0.20 | 0.50 | 1 | EPA 8260C | 12/04/2013 08:12 | 12/04/2013 12:00 | BK |
| 79-34-5 | 1,1,2,2-Tetrachloroethane | ND | | ug/L | 0.20 | 0.50 | 1 | EPA 8260C | 12/04/2013 08:12 | 12/04/2013 12:00 | BK |
| 76-13-1 | 1,2-Trichloro-1,2,2-trifluoroethane (Freon 113) | ND | | ug/L | 0.20 | 0.50 | 1 | EPA 8260C | 12/04/2013 08:12 | 12/04/2013 12:00 | BK |
| 79-00-5 | 1,1,2-Trichloroethane | ND | | ug/L | 0.20 | 0.50 | 1 | EPA 8260C | 12/04/2013 08:12 | 12/04/2013 12:00 | BK |
| 75-34-3 | 1,1-Dichloroethane | 0.22 | J | ug/L | 0.20 | 0.50 | 1 | EPA 8260C | 12/04/2013 08:12 | 12/04/2013 12:00 | BK |
| 75-35-4 | 1,1-Dichloroethylene | ND | | ug/L | 0.20 | 0.50 | 1 | EPA 8260C | 12/04/2013 08:12 | 12/04/2013 12:00 | BK |
| 563-58-6 | 1,1-Dichloropropylene | ND | | ug/L | 0.20 | 0.50 | 1 | EPA 8260C | 12/04/2013 08:12 | 12/04/2013 12:00 | BK |
| 87-61-6 | 1,2,3-Trichlorobenzene | ND | | ug/L | 0.20 | 0.50 | 1 | EPA 8260C | 12/04/2013 08:12 | 12/04/2013 12:00 | BK |
| 96-18-4 | 1,2,3-Trichloropropane | ND | | ug/L | 0.20 | 0.50 | 1 | EPA 8260C | 12/04/2013 08:12 | 12/04/2013 12:00 | BK |
| 120-82-1 | 1,2,4-Trichlorobenzene | ND | | ug/L | 0.20 | 0.50 | 1 | EPA 8260C | 12/04/2013 08:12 | 12/04/2013 12:00 | BK |
| 95-63-6 | 1,2,4-Trimethylbenzene | ND | | ug/L | 0.20 | 0.50 | 1 | EPA 8260C | 12/04/2013 08:12 | 12/04/2013 12:00 | BK |
| 96-12-8 | 1,2-Dibromo-3-chloropropane | ND | | ug/L | 0.20 | 0.50 | 1 | EPA 8260C | 12/04/2013 08:12 | 12/04/2013 12:00 | BK |
| 106-93-4 | 1,2-Dibromoethane | ND | | ug/L | 0.20 | 0.50 | 1 | EPA 8260C | 12/04/2013 08:12 | 12/04/2013 12:00 | BK |
| 95-50-1 | 1,2-Dichlorobenzene | ND | | ug/L | 0.20 | 0.50 | 1 | EPA 8260C | 12/04/2013 08:12 | 12/04/2013 12:00 | BK |
| 107-06-2 | 1,2-Dichloroethane | ND | | ug/L | 0.20 | 0.50 | 1 | EPA 8260C | 12/04/2013 08:12 | 12/04/2013 12:00 | BK |
| 78-87-5 | 1,2-Dichloropropane | ND | | ug/L | 0.20 | 0.50 | 1 | EPA 8260C | 12/04/2013 08:12 | 12/04/2013 12:00 | BK |



Sample Information

Client Sample ID: GWQ112613:1110NP1-2-4

York Sample ID: 13K1036-02

York Project (SDG) No.

Client Project ID

Matrix

Collection Date/Time

Date Received

13K1036

Rowe Industries

Water

November 26, 2013 12:00 pm

11/27/2013

Volatile Organics, 8260 List - Low Level

Log-in Notes:

Sample Notes:

Sample Prepared by Method: EPA 5030B

| CAS No. | Parameter | Result | Flag | Units | MDL | RL | Dilution | Reference Method | Date/Time Prepared | Date/Time Analyzed | Analyst |
|------------|--------------------------------|--------|-------|-------|------|------|----------|------------------|--------------------|--------------------|---------|
| 108-67-8 | 1,3,5-Trimethylbenzene | ND | | ug/L | 0.20 | 0.50 | 1 | EPA 8260C | 12/04/2013 08:12 | 12/04/2013 12:00 | BK |
| 541-73-1 | 1,3-Dichlorobenzene | ND | | ug/L | 0.20 | 0.50 | 1 | EPA 8260C | 12/04/2013 08:12 | 12/04/2013 12:00 | BK |
| 142-28-9 | 1,3-Dichloropropane | ND | | ug/L | 0.20 | 0.50 | 1 | EPA 8260C | 12/04/2013 08:12 | 12/04/2013 12:00 | BK |
| 106-46-7 | 1,4-Dichlorobenzene | ND | | ug/L | 0.20 | 0.50 | 1 | EPA 8260C | 12/04/2013 08:12 | 12/04/2013 12:00 | BK |
| 594-20-7 | 2,2-Dichloropropane | ND | | ug/L | 0.20 | 0.50 | 1 | EPA 8260C | 12/04/2013 08:12 | 12/04/2013 12:00 | BK |
| 95-49-8 | 2-Chlorotoluene | ND | | ug/L | 0.20 | 0.50 | 1 | EPA 8260C | 12/04/2013 08:12 | 12/04/2013 12:00 | BK |
| 591-78-6 | 2-Hexanone | ND | | ug/L | 0.20 | 0.50 | 1 | EPA 8260C | 12/04/2013 08:12 | 12/04/2013 12:00 | BK |
| 106-43-4 | 4-Chlorotoluene | ND | | ug/L | 0.20 | 0.50 | 1 | EPA 8260C | 12/04/2013 08:12 | 12/04/2013 12:00 | BK |
| 67-64-1 | Acetone | ND | CCV-E | ug/L | 1.0 | 2.0 | 1 | EPA 8260C | 12/04/2013 08:12 | 12/04/2013 12:00 | BK |
| 71-43-2 | Benzene | ND | | ug/L | 0.20 | 0.50 | 1 | EPA 8260C | 12/04/2013 08:12 | 12/04/2013 12:00 | BK |
| 108-86-1 | Bromobenzene | ND | | ug/L | 0.20 | 0.50 | 1 | EPA 8260C | 12/04/2013 08:12 | 12/04/2013 12:00 | BK |
| 74-97-5 | Bromochloromethane | ND | | ug/L | 0.20 | 0.50 | 1 | EPA 8260C | 12/04/2013 08:12 | 12/04/2013 12:00 | BK |
| 75-27-4 | Bromodichloromethane | ND | | ug/L | 0.20 | 0.50 | 1 | EPA 8260C | 12/04/2013 08:12 | 12/04/2013 12:00 | BK |
| 75-25-2 | Bromoform | ND | | ug/L | 0.20 | 0.50 | 1 | EPA 8260C | 12/04/2013 08:12 | 12/04/2013 12:00 | BK |
| 74-83-9 | Bromomethane | ND | | ug/L | 0.20 | 0.50 | 1 | EPA 8260C | 12/04/2013 08:12 | 12/04/2013 12:00 | BK |
| 56-23-5 | Carbon tetrachloride | ND | | ug/L | 0.20 | 0.50 | 1 | EPA 8260C | 12/04/2013 08:12 | 12/04/2013 12:00 | BK |
| 108-90-7 | Chlorobenzene | ND | | ug/L | 0.20 | 0.50 | 1 | EPA 8260C | 12/04/2013 08:12 | 12/04/2013 12:00 | BK |
| 75-00-3 | Chloroethane | ND | | ug/L | 0.20 | 0.50 | 1 | EPA 8260C | 12/04/2013 08:12 | 12/04/2013 12:00 | BK |
| 67-66-3 | Chloroform | ND | | ug/L | 0.20 | 0.50 | 1 | EPA 8260C | 12/04/2013 08:12 | 12/04/2013 12:00 | BK |
| 74-87-3 | Chloromethane | ND | | ug/L | 0.20 | 0.50 | 1 | EPA 8260C | 12/04/2013 08:12 | 12/04/2013 12:00 | BK |
| 156-59-2 | cis-1,2-Dichloroethylene | ND | | ug/L | 0.20 | 0.50 | 1 | EPA 8260C | 12/04/2013 08:12 | 12/04/2013 12:00 | BK |
| 10061-01-5 | cis-1,3-Dichloropropylene | ND | | ug/L | 0.20 | 0.50 | 1 | EPA 8260C | 12/04/2013 08:12 | 12/04/2013 12:00 | BK |
| 124-48-1 | Dibromochloromethane | ND | | ug/L | 0.20 | 0.50 | 1 | EPA 8260C | 12/04/2013 08:12 | 12/04/2013 12:00 | BK |
| 74-95-3 | Dibromomethane | ND | | ug/L | 0.20 | 0.50 | 1 | EPA 8260C | 12/04/2013 08:12 | 12/04/2013 12:00 | BK |
| 75-71-8 | Dichlorodifluoromethane | ND | | ug/L | 0.20 | 0.50 | 1 | EPA 8260C | 12/04/2013 08:12 | 12/04/2013 12:00 | BK |
| 100-41-4 | Ethyl Benzene | ND | | ug/L | 0.20 | 0.50 | 1 | EPA 8260C | 12/04/2013 08:12 | 12/04/2013 12:00 | BK |
| 87-68-3 | Hexachlorobutadiene | ND | | ug/L | 0.20 | 0.50 | 1 | EPA 8260C | 12/04/2013 08:12 | 12/04/2013 12:00 | BK |
| 98-82-8 | Isopropylbenzene | ND | | ug/L | 0.20 | 0.50 | 1 | EPA 8260C | 12/04/2013 08:12 | 12/04/2013 12:00 | BK |
| 1634-04-4 | Methyl tert-butyl ether (MTBE) | ND | | ug/L | 0.20 | 0.50 | 1 | EPA 8260C | 12/04/2013 08:12 | 12/04/2013 12:00 | BK |
| 75-09-2 | Methylene chloride | ND | | ug/L | 1.0 | 2.0 | 1 | EPA 8260C | 12/04/2013 08:12 | 12/04/2013 12:00 | BK |
| 91-20-3 | Naphthalene | ND | | ug/L | 1.0 | 2.0 | 1 | EPA 8260C | 12/04/2013 08:12 | 12/04/2013 12:00 | BK |



Sample Information

Client Sample ID: GWQ112613:1110NP1-2-4

York Sample ID: 13K1036-02

York Project (SDG) No.

Client Project ID

Matrix

Collection Date/Time

Date Received

13K1036

Rowe Industries

Water

November 26, 2013 12:00 pm

11/27/2013

Volatile Organics, 8260 List - Low Level

Log-in Notes:

Sample Notes:

Sample Prepared by Method: EPA 5030B

| CAS No. | Parameter | Result | Flag | Units | MDL | RL | Dilution | Reference Method | Date/Time Prepared | Date/Time Analyzed | Analyst |
|-------------|----------------------------------|---------------|------|-------|-------------------------|------|----------|------------------|--------------------|--------------------|---------|
| 104-51-8 | n-Butylbenzene | ND | | ug/L | 0.20 | 0.50 | 1 | EPA 8260C | 12/04/2013 08:12 | 12/04/2013 12:00 | BK |
| 103-65-1 | n-Propylbenzene | ND | | ug/L | 0.20 | 0.50 | 1 | EPA 8260C | 12/04/2013 08:12 | 12/04/2013 12:00 | BK |
| 95-47-6 | o-Xylene | ND | | ug/L | 0.20 | 0.50 | 1 | EPA 8260C | 12/04/2013 08:12 | 12/04/2013 12:00 | BK |
| 179601-23-1 | p- & m- Xylenes | ND | | ug/L | 0.50 | 1.0 | 1 | EPA 8260C | 12/04/2013 08:12 | 12/04/2013 12:00 | BK |
| 99-87-6 | p-Isopropyltoluene | ND | | ug/L | 0.20 | 0.50 | 1 | EPA 8260C | 12/04/2013 08:12 | 12/04/2013 12:00 | BK |
| 135-98-8 | sec-Butylbenzene | ND | | ug/L | 0.20 | 0.50 | 1 | EPA 8260C | 12/04/2013 08:12 | 12/04/2013 12:00 | BK |
| 100-42-5 | Styrene | ND | | ug/L | 0.20 | 0.50 | 1 | EPA 8260C | 12/04/2013 08:12 | 12/04/2013 12:00 | BK |
| 98-06-6 | tert-Butylbenzene | ND | | ug/L | 0.20 | 0.50 | 1 | EPA 8260C | 12/04/2013 08:12 | 12/04/2013 12:00 | BK |
| 127-18-4 | Tetrachloroethylene | 0.88 | | ug/L | 0.20 | 0.50 | 1 | EPA 8260C | 12/04/2013 08:12 | 12/04/2013 12:00 | BK |
| 108-88-3 | Toluene | ND | | ug/L | 0.20 | 0.50 | 1 | EPA 8260C | 12/04/2013 08:12 | 12/04/2013 12:00 | BK |
| 156-60-5 | trans-1,2-Dichloroethylene | ND | | ug/L | 0.20 | 0.50 | 1 | EPA 8260C | 12/04/2013 08:12 | 12/04/2013 12:00 | BK |
| 10061-02-6 | trans-1,3-Dichloropropylene | ND | | ug/L | 0.20 | 0.50 | 1 | EPA 8260C | 12/04/2013 08:12 | 12/04/2013 12:00 | BK |
| 79-01-6 | Trichloroethylene | ND | | ug/L | 0.20 | 0.50 | 1 | EPA 8260C | 12/04/2013 08:12 | 12/04/2013 12:00 | BK |
| 75-69-4 | Trichlorofluoromethane | ND | | ug/L | 0.20 | 0.50 | 1 | EPA 8260C | 12/04/2013 08:12 | 12/04/2013 12:00 | BK |
| 75-01-4 | Vinyl Chloride | ND | | ug/L | 0.50 | 0.50 | 1 | EPA 8260C | 12/04/2013 08:12 | 12/04/2013 12:00 | BK |
| 1330-20-7 | Xylenes, Total | ND | | ug/L | 0.60 | 1.5 | 1 | EPA 8260C | 12/04/2013 08:12 | 12/04/2013 12:00 | BK |
| | Surrogate Recoveries | Result | | | Acceptance Range | | | | | | |
| 17060-07-0 | Surrogate: 1,2-Dichloroethane-d4 | 81.4 % | | | 79-133 | | | | | | |
| 460-00-4 | Surrogate: p-Bromofluorobenzene | 88.6 % | | | 65-133 | | | | | | |
| 2037-26-5 | Surrogate: Toluene-d8 | 101 % | | | 80-123 | | | | | | |

Sample Information

Client Sample ID: GWQ112613:1120NP1-2-6

York Sample ID: 13K1036-03

York Project (SDG) No.

Client Project ID

Matrix

Collection Date/Time

Date Received

13K1036

Rowe Industries

Water

November 26, 2013 12:00 pm

11/27/2013

Volatile Organics, 8260 List - Low Level

Log-in Notes:

Sample Notes:

Sample Prepared by Method: EPA 5030B

| CAS No. | Parameter | Result | Flag | Units | MDL | RL | Dilution | Reference Method | Date/Time Prepared | Date/Time Analyzed | Analyst |
|----------|---------------------------|-------------|------|-------|------|------|----------|------------------|--------------------|--------------------|---------|
| 630-20-6 | 1,1,1,2-Tetrachloroethane | ND | | ug/L | 0.20 | 0.50 | 1 | EPA 8260C | 12/04/2013 08:12 | 12/04/2013 12:39 | BK |
| 71-55-6 | 1,1,1-Trichloroethane | 0.78 | | ug/L | 0.20 | 0.50 | 1 | EPA 8260C | 12/04/2013 08:12 | 12/04/2013 12:39 | BK |
| 79-34-5 | 1,1,2,2-Tetrachloroethane | ND | | ug/L | 0.20 | 0.50 | 1 | EPA 8260C | 12/04/2013 08:12 | 12/04/2013 12:39 | BK |



Sample Information

Client Sample ID: GWQ112613:1120NP1-2-6

York Sample ID: 13K1036-03

York Project (SDG) No.

Client Project ID

Matrix

Collection Date/Time

Date Received

13K1036

Rowe Industries

Water

November 26, 2013 12:00 pm

11/27/2013

Volatile Organics, 8260 List - Low Level

Log-in Notes:

Sample Notes:

Sample Prepared by Method: EPA 5030B

| CAS No. | Parameter | Result | Flag | Units | MDL | RL | Dilution | Reference Method | Date/Time Prepared | Date/Time Analyzed | Analyst |
|----------|--|--------|------|-------|------|------|----------|------------------|--------------------|--------------------|---------|
| 76-13-1 | ,1,2-Trichloro-1,2,2-trifluoroethane (Freon 113) | ND | | ug/L | 0.20 | 0.50 | 1 | EPA 8260C | 12/04/2013 08:12 | 12/04/2013 12:39 | BK |
| 79-00-5 | 1,1,2-Trichloroethane | ND | | ug/L | 0.20 | 0.50 | 1 | EPA 8260C | 12/04/2013 08:12 | 12/04/2013 12:39 | BK |
| 75-34-3 | 1,1-Dichloroethane | 0.59 | | ug/L | 0.20 | 0.50 | 1 | EPA 8260C | 12/04/2013 08:12 | 12/04/2013 12:39 | BK |
| 75-35-4 | 1,1-Dichloroethylene | ND | | ug/L | 0.20 | 0.50 | 1 | EPA 8260C | 12/04/2013 08:12 | 12/04/2013 12:39 | BK |
| 563-58-6 | 1,1-Dichloropropylene | ND | | ug/L | 0.20 | 0.50 | 1 | EPA 8260C | 12/04/2013 08:12 | 12/04/2013 12:39 | BK |
| 87-61-6 | 1,2,3-Trichlorobenzene | ND | | ug/L | 0.20 | 0.50 | 1 | EPA 8260C | 12/04/2013 08:12 | 12/04/2013 12:39 | BK |
| 96-18-4 | 1,2,3-Trichloropropane | ND | | ug/L | 0.20 | 0.50 | 1 | EPA 8260C | 12/04/2013 08:12 | 12/04/2013 12:39 | BK |
| 120-82-1 | 1,2,4-Trichlorobenzene | ND | | ug/L | 0.20 | 0.50 | 1 | EPA 8260C | 12/04/2013 08:12 | 12/04/2013 12:39 | BK |
| 95-63-6 | 1,2,4-Trimethylbenzene | ND | | ug/L | 0.20 | 0.50 | 1 | EPA 8260C | 12/04/2013 08:12 | 12/04/2013 12:39 | BK |
| 96-12-8 | 1,2-Dibromo-3-chloropropane | ND | | ug/L | 0.20 | 0.50 | 1 | EPA 8260C | 12/04/2013 08:12 | 12/04/2013 12:39 | BK |
| 106-93-4 | 1,2-Dibromoethane | ND | | ug/L | 0.20 | 0.50 | 1 | EPA 8260C | 12/04/2013 08:12 | 12/04/2013 12:39 | BK |
| 95-50-1 | 1,2-Dichlorobenzene | ND | | ug/L | 0.20 | 0.50 | 1 | EPA 8260C | 12/04/2013 08:12 | 12/04/2013 12:39 | BK |
| 107-06-2 | 1,2-Dichloroethane | ND | | ug/L | 0.20 | 0.50 | 1 | EPA 8260C | 12/04/2013 08:12 | 12/04/2013 12:39 | BK |
| 78-87-5 | 1,2-Dichloropropane | ND | | ug/L | 0.20 | 0.50 | 1 | EPA 8260C | 12/04/2013 08:12 | 12/04/2013 12:39 | BK |
| 108-67-8 | 1,3,5-Trimethylbenzene | ND | | ug/L | 0.20 | 0.50 | 1 | EPA 8260C | 12/04/2013 08:12 | 12/04/2013 12:39 | BK |
| 541-73-1 | 1,3-Dichlorobenzene | ND | | ug/L | 0.20 | 0.50 | 1 | EPA 8260C | 12/04/2013 08:12 | 12/04/2013 12:39 | BK |
| 142-28-9 | 1,3-Dichloropropane | ND | | ug/L | 0.20 | 0.50 | 1 | EPA 8260C | 12/04/2013 08:12 | 12/04/2013 12:39 | BK |
| 106-46-7 | 1,4-Dichlorobenzene | ND | | ug/L | 0.20 | 0.50 | 1 | EPA 8260C | 12/04/2013 08:12 | 12/04/2013 12:39 | BK |
| 594-20-7 | 2,2-Dichloropropane | ND | | ug/L | 0.20 | 0.50 | 1 | EPA 8260C | 12/04/2013 08:12 | 12/04/2013 12:39 | BK |
| 95-49-8 | 2-Chlorotoluene | ND | | ug/L | 0.20 | 0.50 | 1 | EPA 8260C | 12/04/2013 08:12 | 12/04/2013 12:39 | BK |
| 591-78-6 | 2-Hexanone | ND | | ug/L | 0.20 | 0.50 | 1 | EPA 8260C | 12/04/2013 08:12 | 12/04/2013 12:39 | BK |
| 106-43-4 | 4-Chlorotoluene | ND | | ug/L | 0.20 | 0.50 | 1 | EPA 8260C | 12/04/2013 08:12 | 12/04/2013 12:39 | BK |
| 67-64-1 | Acetone | ND | | ug/L | 1.0 | 2.0 | 1 | EPA 8260C | 12/04/2013 08:12 | 12/04/2013 12:39 | BK |
| 71-43-2 | Benzene | ND | | ug/L | 0.20 | 0.50 | 1 | EPA 8260C | 12/04/2013 08:12 | 12/04/2013 12:39 | BK |
| 108-86-1 | Bromobenzene | ND | | ug/L | 0.20 | 0.50 | 1 | EPA 8260C | 12/04/2013 08:12 | 12/04/2013 12:39 | BK |
| 74-97-5 | Bromochloromethane | ND | | ug/L | 0.20 | 0.50 | 1 | EPA 8260C | 12/04/2013 08:12 | 12/04/2013 12:39 | BK |
| 75-27-4 | Bromodichloromethane | ND | | ug/L | 0.20 | 0.50 | 1 | EPA 8260C | 12/04/2013 08:12 | 12/04/2013 12:39 | BK |
| 75-25-2 | Bromoform | ND | | ug/L | 0.20 | 0.50 | 1 | EPA 8260C | 12/04/2013 08:12 | 12/04/2013 12:39 | BK |
| 74-83-9 | Bromomethane | ND | | ug/L | 0.20 | 0.50 | 1 | EPA 8260C | 12/04/2013 08:12 | 12/04/2013 12:39 | BK |
| 56-23-5 | Carbon tetrachloride | ND | | ug/L | 0.20 | 0.50 | 1 | EPA 8260C | 12/04/2013 08:12 | 12/04/2013 12:39 | BK |
| 108-90-7 | Chlorobenzene | ND | | ug/L | 0.20 | 0.50 | 1 | EPA 8260C | 12/04/2013 08:12 | 12/04/2013 12:39 | BK |



Sample Information

Client Sample ID: GWQ112613:1120NP1-2-6

York Sample ID: 13K1036-03

York Project (SDG) No.

Client Project ID

Matrix

Collection Date/Time

Date Received

13K1036

Rowe Industries

Water

November 26, 2013 12:00 pm

11/27/2013

Volatile Organics, 8260 List - Low Level

Log-in Notes:

Sample Notes:

Sample Prepared by Method: EPA 5030B

| CAS No. | Parameter | Result | Flag | Units | MDL | RL | Dilution | Reference Method | Date/Time Prepared | Date/Time Analyzed | Analyst |
|-------------|----------------------------------|---------------|------|-------|-------------------------|------|----------|------------------|--------------------|--------------------|---------|
| 75-00-3 | Chloroethane | ND | | ug/L | 0.20 | 0.50 | 1 | EPA 8260C | 12/04/2013 08:12 | 12/04/2013 12:39 | BK |
| 67-66-3 | Chloroform | 0.27 | J | ug/L | 0.20 | 0.50 | 1 | EPA 8260C | 12/04/2013 08:12 | 12/04/2013 12:39 | BK |
| 74-87-3 | Chloromethane | ND | | ug/L | 0.20 | 0.50 | 1 | EPA 8260C | 12/04/2013 08:12 | 12/04/2013 12:39 | BK |
| 156-59-2 | cis-1,2-Dichloroethylene | ND | | ug/L | 0.20 | 0.50 | 1 | EPA 8260C | 12/04/2013 08:12 | 12/04/2013 12:39 | BK |
| 10061-01-5 | cis-1,3-Dichloropropylene | ND | | ug/L | 0.20 | 0.50 | 1 | EPA 8260C | 12/04/2013 08:12 | 12/04/2013 12:39 | BK |
| 124-48-1 | Dibromochloromethane | ND | | ug/L | 0.20 | 0.50 | 1 | EPA 8260C | 12/04/2013 08:12 | 12/04/2013 12:39 | BK |
| 74-95-3 | Dibromomethane | ND | | ug/L | 0.20 | 0.50 | 1 | EPA 8260C | 12/04/2013 08:12 | 12/04/2013 12:39 | BK |
| 75-71-8 | Dichlorodifluoromethane | ND | | ug/L | 0.20 | 0.50 | 1 | EPA 8260C | 12/04/2013 08:12 | 12/04/2013 12:39 | BK |
| 100-41-4 | Ethyl Benzene | ND | | ug/L | 0.20 | 0.50 | 1 | EPA 8260C | 12/04/2013 08:12 | 12/04/2013 12:39 | BK |
| 87-68-3 | Hexachlorobutadiene | ND | | ug/L | 0.20 | 0.50 | 1 | EPA 8260C | 12/04/2013 08:12 | 12/04/2013 12:39 | BK |
| 98-82-8 | Isopropylbenzene | ND | | ug/L | 0.20 | 0.50 | 1 | EPA 8260C | 12/04/2013 08:12 | 12/04/2013 12:39 | BK |
| 1634-04-4 | Methyl tert-butyl ether (MTBE) | ND | | ug/L | 0.20 | 0.50 | 1 | EPA 8260C | 12/04/2013 08:12 | 12/04/2013 12:39 | BK |
| 75-09-2 | Methylene chloride | ND | | ug/L | 1.0 | 2.0 | 1 | EPA 8260C | 12/04/2013 08:12 | 12/04/2013 12:39 | BK |
| 91-20-3 | Naphthalene | ND | | ug/L | 1.0 | 2.0 | 1 | EPA 8260C | 12/04/2013 08:12 | 12/04/2013 12:39 | BK |
| 104-51-8 | n-Butylbenzene | ND | | ug/L | 0.20 | 0.50 | 1 | EPA 8260C | 12/04/2013 08:12 | 12/04/2013 12:39 | BK |
| 103-65-1 | n-Propylbenzene | ND | | ug/L | 0.20 | 0.50 | 1 | EPA 8260C | 12/04/2013 08:12 | 12/04/2013 12:39 | BK |
| 95-47-6 | o-Xylene | ND | | ug/L | 0.20 | 0.50 | 1 | EPA 8260C | 12/04/2013 08:12 | 12/04/2013 12:39 | BK |
| 179601-23-1 | p- & m- Xylenes | ND | | ug/L | 0.50 | 1.0 | 1 | EPA 8260C | 12/04/2013 08:12 | 12/04/2013 12:39 | BK |
| 99-87-6 | p-Isopropyltoluene | ND | | ug/L | 0.20 | 0.50 | 1 | EPA 8260C | 12/04/2013 08:12 | 12/04/2013 12:39 | BK |
| 135-98-8 | sec-Butylbenzene | ND | | ug/L | 0.20 | 0.50 | 1 | EPA 8260C | 12/04/2013 08:12 | 12/04/2013 12:39 | BK |
| 100-42-5 | Styrene | ND | | ug/L | 0.20 | 0.50 | 1 | EPA 8260C | 12/04/2013 08:12 | 12/04/2013 12:39 | BK |
| 98-06-6 | tert-Butylbenzene | ND | | ug/L | 0.20 | 0.50 | 1 | EPA 8260C | 12/04/2013 08:12 | 12/04/2013 12:39 | BK |
| 127-18-4 | Tetrachloroethylene | 1.6 | | ug/L | 0.20 | 0.50 | 1 | EPA 8260C | 12/04/2013 08:12 | 12/04/2013 12:39 | BK |
| 108-88-3 | Toluene | ND | | ug/L | 0.20 | 0.50 | 1 | EPA 8260C | 12/04/2013 08:12 | 12/04/2013 12:39 | BK |
| 156-60-5 | trans-1,2-Dichloroethylene | ND | | ug/L | 0.20 | 0.50 | 1 | EPA 8260C | 12/04/2013 08:12 | 12/04/2013 12:39 | BK |
| 10061-02-6 | trans-1,3-Dichloropropylene | ND | | ug/L | 0.20 | 0.50 | 1 | EPA 8260C | 12/04/2013 08:12 | 12/04/2013 12:39 | BK |
| 79-01-6 | Trichloroethylene | ND | | ug/L | 0.20 | 0.50 | 1 | EPA 8260C | 12/04/2013 08:12 | 12/04/2013 12:39 | BK |
| 75-69-4 | Trichlorofluoromethane | ND | | ug/L | 0.20 | 0.50 | 1 | EPA 8260C | 12/04/2013 08:12 | 12/04/2013 12:39 | BK |
| 75-01-4 | Vinyl Chloride | ND | | ug/L | 0.50 | 0.50 | 1 | EPA 8260C | 12/04/2013 08:12 | 12/04/2013 12:39 | BK |
| 1330-20-7 | Xylenes, Total | ND | | ug/L | 0.60 | 1.5 | 1 | EPA 8260C | 12/04/2013 08:12 | 12/04/2013 12:39 | BK |
| | Surrogate Recoveries | Result | | | Acceptance Range | | | | | | |
| 17060-07-0 | Surrogate: 1,2-Dichloroethane-d4 | 85.1 % | | | 79-133 | | | | | | |



Sample Information

Client Sample ID: GWQ112613:1120NP1-2-6

York Sample ID: 13K1036-03

York Project (SDG) No.

Client Project ID

Matrix

Collection Date/Time

Date Received

13K1036

Rowe Industries

Water

November 26, 2013 12:00 pm

11/27/2013

Volatile Organics, 8260 List - Low Level

Log-in Notes:

Sample Notes:

Sample Prepared by Method: EPA 5030B

| CAS No. | Parameter | Result | Flag | Units | MDL | RL | Dilution | Reference Method | Date/Time Prepared | Date/Time Analyzed | Analyst |
|-----------|---------------------------------|--------|------|-------|--------|----|----------|------------------|--------------------|--------------------|---------|
| 460-00-4 | Surrogate: p-Bromofluorobenzene | 85.3 % | | | 65-133 | | | | | | |
| 2037-26-5 | Surrogate: Toluene-d8 | 98.2 % | | | 80-123 | | | | | | |

Sample Information

Client Sample ID: GWQ112613:1140NP1-2-7

York Sample ID: 13K1036-04

York Project (SDG) No.

Client Project ID

Matrix

Collection Date/Time

Date Received

13K1036

Rowe Industries

Water

November 26, 2013 12:00 pm

11/27/2013

Volatile Organics, 8260 List - Low Level

Log-in Notes:

Sample Notes:

Sample Prepared by Method: EPA 5030B

| CAS No. | Parameter | Result | Flag | Units | MDL | RL | Dilution | Reference Method | Date/Time Prepared | Date/Time Analyzed | Analyst |
|----------|---|--------|------|-------|------|------|----------|------------------|--------------------|--------------------|---------|
| 630-20-6 | 1,1,1,2-Tetrachloroethane | ND | | ug/L | 0.20 | 0.50 | 1 | EPA 8260C | 12/04/2013 08:12 | 12/04/2013 13:20 | BK |
| 71-55-6 | 1,1,1-Trichloroethane | ND | | ug/L | 0.20 | 0.50 | 1 | EPA 8260C | 12/04/2013 08:12 | 12/04/2013 13:20 | BK |
| 79-34-5 | 1,1,2,2-Tetrachloroethane | ND | | ug/L | 0.20 | 0.50 | 1 | EPA 8260C | 12/04/2013 08:12 | 12/04/2013 13:20 | BK |
| 76-13-1 | 1,1,2-Trichloro-1,2,2-trifluoroethane (Freon 113) | ND | | ug/L | 0.20 | 0.50 | 1 | EPA 8260C | 12/04/2013 08:12 | 12/04/2013 13:20 | BK |
| 79-00-5 | 1,1,2-Trichloroethane | ND | | ug/L | 0.20 | 0.50 | 1 | EPA 8260C | 12/04/2013 08:12 | 12/04/2013 13:20 | BK |
| 75-34-3 | 1,1-Dichloroethane | ND | | ug/L | 0.20 | 0.50 | 1 | EPA 8260C | 12/04/2013 08:12 | 12/04/2013 13:20 | BK |
| 75-35-4 | 1,1-Dichloroethylene | ND | | ug/L | 0.20 | 0.50 | 1 | EPA 8260C | 12/04/2013 08:12 | 12/04/2013 13:20 | BK |
| 563-58-6 | 1,1-Dichloropropylene | ND | | ug/L | 0.20 | 0.50 | 1 | EPA 8260C | 12/04/2013 08:12 | 12/04/2013 13:20 | BK |
| 87-61-6 | 1,2,3-Trichlorobenzene | ND | | ug/L | 0.20 | 0.50 | 1 | EPA 8260C | 12/04/2013 08:12 | 12/04/2013 13:20 | BK |
| 96-18-4 | 1,2,3-Trichloropropane | ND | | ug/L | 0.20 | 0.50 | 1 | EPA 8260C | 12/04/2013 08:12 | 12/04/2013 13:20 | BK |
| 120-82-1 | 1,2,4-Trichlorobenzene | ND | | ug/L | 0.20 | 0.50 | 1 | EPA 8260C | 12/04/2013 08:12 | 12/04/2013 13:20 | BK |
| 95-63-6 | 1,2,4-Trimethylbenzene | ND | | ug/L | 0.20 | 0.50 | 1 | EPA 8260C | 12/04/2013 08:12 | 12/04/2013 13:20 | BK |
| 96-12-8 | 1,2-Dibromo-3-chloropropane | ND | | ug/L | 0.20 | 0.50 | 1 | EPA 8260C | 12/04/2013 08:12 | 12/04/2013 13:20 | BK |
| 106-93-4 | 1,2-Dibromoethane | ND | | ug/L | 0.20 | 0.50 | 1 | EPA 8260C | 12/04/2013 08:12 | 12/04/2013 13:20 | BK |
| 95-50-1 | 1,2-Dichlorobenzene | ND | | ug/L | 0.20 | 0.50 | 1 | EPA 8260C | 12/04/2013 08:12 | 12/04/2013 13:20 | BK |
| 107-06-2 | 1,2-Dichloroethane | ND | | ug/L | 0.20 | 0.50 | 1 | EPA 8260C | 12/04/2013 08:12 | 12/04/2013 13:20 | BK |
| 78-87-5 | 1,2-Dichloropropane | ND | | ug/L | 0.20 | 0.50 | 1 | EPA 8260C | 12/04/2013 08:12 | 12/04/2013 13:20 | BK |
| 108-67-8 | 1,3,5-Trimethylbenzene | ND | | ug/L | 0.20 | 0.50 | 1 | EPA 8260C | 12/04/2013 08:12 | 12/04/2013 13:20 | BK |
| 541-73-1 | 1,3-Dichlorobenzene | ND | | ug/L | 0.20 | 0.50 | 1 | EPA 8260C | 12/04/2013 08:12 | 12/04/2013 13:20 | BK |
| 142-28-9 | 1,3-Dichloropropane | ND | | ug/L | 0.20 | 0.50 | 1 | EPA 8260C | 12/04/2013 08:12 | 12/04/2013 13:20 | BK |
| 106-46-7 | 1,4-Dichlorobenzene | ND | | ug/L | 0.20 | 0.50 | 1 | EPA 8260C | 12/04/2013 08:12 | 12/04/2013 13:20 | BK |



Sample Information

Client Sample ID: GWQ112613:1140NP1-2-7

York Sample ID: 13K1036-04

York Project (SDG) No.

Client Project ID

Matrix

Collection Date/Time

Date Received

13K1036

Rowe Industries

Water

November 26, 2013 12:00 pm

11/27/2013

Volatile Organics, 8260 List - Low Level

Log-in Notes:

Sample Notes:

Sample Prepared by Method: EPA 5030B

| CAS No. | Parameter | Result | Flag | Units | MDL | RL | Dilution | Reference Method | Date/Time Prepared | Date/Time Analyzed | Analyst |
|-------------|--------------------------------|--------|------|-------|------|------|----------|------------------|--------------------|--------------------|---------|
| 594-20-7 | 2,2-Dichloropropane | ND | | ug/L | 0.20 | 0.50 | 1 | EPA 8260C | 12/04/2013 08:12 | 12/04/2013 13:20 | BK |
| 95-49-8 | 2-Chlorotoluene | ND | | ug/L | 0.20 | 0.50 | 1 | EPA 8260C | 12/04/2013 08:12 | 12/04/2013 13:20 | BK |
| 591-78-6 | 2-Hexanone | ND | | ug/L | 0.20 | 0.50 | 1 | EPA 8260C | 12/04/2013 08:12 | 12/04/2013 13:20 | BK |
| 106-43-4 | 4-Chlorotoluene | ND | | ug/L | 0.20 | 0.50 | 1 | EPA 8260C | 12/04/2013 08:12 | 12/04/2013 13:20 | BK |
| 67-64-1 | Acetone | ND | | ug/L | 1.0 | 2.0 | 1 | EPA 8260C | 12/04/2013 08:12 | 12/04/2013 13:20 | BK |
| 71-43-2 | Benzene | ND | | ug/L | 0.20 | 0.50 | 1 | EPA 8260C | 12/04/2013 08:12 | 12/04/2013 13:20 | BK |
| 108-86-1 | Bromobenzene | ND | | ug/L | 0.20 | 0.50 | 1 | EPA 8260C | 12/04/2013 08:12 | 12/04/2013 13:20 | BK |
| 74-97-5 | Bromochloromethane | ND | | ug/L | 0.20 | 0.50 | 1 | EPA 8260C | 12/04/2013 08:12 | 12/04/2013 13:20 | BK |
| 75-27-4 | Bromodichloromethane | ND | | ug/L | 0.20 | 0.50 | 1 | EPA 8260C | 12/04/2013 08:12 | 12/04/2013 13:20 | BK |
| 75-25-2 | Bromoform | ND | | ug/L | 0.20 | 0.50 | 1 | EPA 8260C | 12/04/2013 08:12 | 12/04/2013 13:20 | BK |
| 74-83-9 | Bromomethane | ND | | ug/L | 0.20 | 0.50 | 1 | EPA 8260C | 12/04/2013 08:12 | 12/04/2013 13:20 | BK |
| 56-23-5 | Carbon tetrachloride | ND | | ug/L | 0.20 | 0.50 | 1 | EPA 8260C | 12/04/2013 08:12 | 12/04/2013 13:20 | BK |
| 108-90-7 | Chlorobenzene | ND | | ug/L | 0.20 | 0.50 | 1 | EPA 8260C | 12/04/2013 08:12 | 12/04/2013 13:20 | BK |
| 75-00-3 | Chloroethane | ND | | ug/L | 0.20 | 0.50 | 1 | EPA 8260C | 12/04/2013 08:12 | 12/04/2013 13:20 | BK |
| 67-66-3 | Chloroform | ND | | ug/L | 0.20 | 0.50 | 1 | EPA 8260C | 12/04/2013 08:12 | 12/04/2013 13:20 | BK |
| 74-87-3 | Chloromethane | ND | | ug/L | 0.20 | 0.50 | 1 | EPA 8260C | 12/04/2013 08:12 | 12/04/2013 13:20 | BK |
| 156-59-2 | cis-1,2-Dichloroethylene | ND | | ug/L | 0.20 | 0.50 | 1 | EPA 8260C | 12/04/2013 08:12 | 12/04/2013 13:20 | BK |
| 10061-01-5 | cis-1,3-Dichloropropylene | ND | | ug/L | 0.20 | 0.50 | 1 | EPA 8260C | 12/04/2013 08:12 | 12/04/2013 13:20 | BK |
| 124-48-1 | Dibromochloromethane | ND | | ug/L | 0.20 | 0.50 | 1 | EPA 8260C | 12/04/2013 08:12 | 12/04/2013 13:20 | BK |
| 74-95-3 | Dibromomethane | ND | | ug/L | 0.20 | 0.50 | 1 | EPA 8260C | 12/04/2013 08:12 | 12/04/2013 13:20 | BK |
| 75-71-8 | Dichlorodifluoromethane | ND | | ug/L | 0.20 | 0.50 | 1 | EPA 8260C | 12/04/2013 08:12 | 12/04/2013 13:20 | BK |
| 100-41-4 | Ethyl Benzene | ND | | ug/L | 0.20 | 0.50 | 1 | EPA 8260C | 12/04/2013 08:12 | 12/04/2013 13:20 | BK |
| 87-68-3 | Hexachlorobutadiene | ND | | ug/L | 0.20 | 0.50 | 1 | EPA 8260C | 12/04/2013 08:12 | 12/04/2013 13:20 | BK |
| 98-82-8 | Isopropylbenzene | ND | | ug/L | 0.20 | 0.50 | 1 | EPA 8260C | 12/04/2013 08:12 | 12/04/2013 13:20 | BK |
| 1634-04-4 | Methyl tert-butyl ether (MTBE) | ND | | ug/L | 0.20 | 0.50 | 1 | EPA 8260C | 12/04/2013 08:12 | 12/04/2013 13:20 | BK |
| 75-09-2 | Methylene chloride | ND | | ug/L | 1.0 | 2.0 | 1 | EPA 8260C | 12/04/2013 08:12 | 12/04/2013 13:20 | BK |
| 91-20-3 | Naphthalene | ND | | ug/L | 1.0 | 2.0 | 1 | EPA 8260C | 12/04/2013 08:12 | 12/04/2013 13:20 | BK |
| 104-51-8 | n-Butylbenzene | ND | | ug/L | 0.20 | 0.50 | 1 | EPA 8260C | 12/04/2013 08:12 | 12/04/2013 13:20 | BK |
| 103-65-1 | n-Propylbenzene | ND | | ug/L | 0.20 | 0.50 | 1 | EPA 8260C | 12/04/2013 08:12 | 12/04/2013 13:20 | BK |
| 95-47-6 | o-Xylene | ND | | ug/L | 0.20 | 0.50 | 1 | EPA 8260C | 12/04/2013 08:12 | 12/04/2013 13:20 | BK |
| 179601-23-1 | p- & m- Xylenes | ND | | ug/L | 0.50 | 1.0 | 1 | EPA 8260C | 12/04/2013 08:12 | 12/04/2013 13:20 | BK |



Sample Information

Client Sample ID: GWQ112613:1140NP1-2-7

York Sample ID: 13K1036-04

York Project (SDG) No.

Client Project ID

Matrix

Collection Date/Time

Date Received

13K1036

Rowe Industries

Water

November 26, 2013 12:00 pm

11/27/2013

Volatile Organics, 8260 List - Low Level

Log-in Notes:

Sample Notes:

Sample Prepared by Method: EPA 5030B

| CAS No. | Parameter | Result | Flag | Units | MDL | RL | Dilution | Reference Method | Date/Time Prepared | Date/Time Analyzed | Analyst |
|------------|-----------------------------|--------|------|-------|------|------|----------|------------------|--------------------|--------------------|---------|
| 99-87-6 | p-Isopropyltoluene | ND | | ug/L | 0.20 | 0.50 | 1 | EPA 8260C | 12/04/2013 08:12 | 12/04/2013 13:20 | BK |
| 135-98-8 | sec-Butylbenzene | ND | | ug/L | 0.20 | 0.50 | 1 | EPA 8260C | 12/04/2013 08:12 | 12/04/2013 13:20 | BK |
| 100-42-5 | Styrene | ND | | ug/L | 0.20 | 0.50 | 1 | EPA 8260C | 12/04/2013 08:12 | 12/04/2013 13:20 | BK |
| 98-06-6 | tert-Butylbenzene | ND | | ug/L | 0.20 | 0.50 | 1 | EPA 8260C | 12/04/2013 08:12 | 12/04/2013 13:20 | BK |
| 127-18-4 | Tetrachloroethylene | ND | | ug/L | 0.20 | 0.50 | 1 | EPA 8260C | 12/04/2013 08:12 | 12/04/2013 13:20 | BK |
| 108-88-3 | Toluene | ND | | ug/L | 0.20 | 0.50 | 1 | EPA 8260C | 12/04/2013 08:12 | 12/04/2013 13:20 | BK |
| 156-60-5 | trans-1,2-Dichloroethylene | ND | | ug/L | 0.20 | 0.50 | 1 | EPA 8260C | 12/04/2013 08:12 | 12/04/2013 13:20 | BK |
| 10061-02-6 | trans-1,3-Dichloropropylene | ND | | ug/L | 0.20 | 0.50 | 1 | EPA 8260C | 12/04/2013 08:12 | 12/04/2013 13:20 | BK |
| 79-01-6 | Trichloroethylene | ND | | ug/L | 0.20 | 0.50 | 1 | EPA 8260C | 12/04/2013 08:12 | 12/04/2013 13:20 | BK |
| 75-69-4 | Trichlorofluoromethane | ND | | ug/L | 0.20 | 0.50 | 1 | EPA 8260C | 12/04/2013 08:12 | 12/04/2013 13:20 | BK |
| 75-01-4 | Vinyl Chloride | ND | | ug/L | 0.50 | 0.50 | 1 | EPA 8260C | 12/04/2013 08:12 | 12/04/2013 13:20 | BK |
| 1330-20-7 | Xylenes, Total | ND | | ug/L | 0.60 | 1.5 | 1 | EPA 8260C | 12/04/2013 08:12 | 12/04/2013 13:20 | BK |

| Surrogate Recoveries | | Result | Acceptance Range |
|-----------------------------|----------------------------------|---------------|-------------------------|
| 17060-07-0 | Surrogate: 1,2-Dichloroethane-d4 | 86.0 % | 79-133 |
| 460-00-4 | Surrogate: p-Bromofluorobenzene | 86.8 % | 65-133 |
| 2037-26-5 | Surrogate: Toluene-d8 | 98.7 % | 80-123 |




Analytical Batch Summary

Batch ID: BL30246

Preparation Method: EPA 5030B

Prepared By: BGS

| YORK Sample ID | Client Sample ID | Preparation Date |
|----------------|-----------------------|------------------|
| 13K1036-01 | GWQ112613:1100NP1-2-2 | 12/04/13 |
| 13K1036-02 | GWQ112613:1110NP1-2-4 | 12/04/13 |
| 13K1036-03 | GWQ112613:1120NP1-2-6 | 12/04/13 |
| 13K1036-04 | GWQ112613:1140NP1-2-7 | 12/04/13 |
| BL30246-BLK1 | Blank | 12/04/13 |
| BL30246-BS1 | LCS | 12/04/13 |
| BL30246-BSD1 | LCS Dup | 12/04/13 |



Volatile Organic Compounds by GC/MS - Quality Control Data
York Analytical Laboratories, Inc.

| Analyte | Result | Reporting Limit | Units | Spike Level | Source* Result | %REC | %REC Limits | Flag | RPD | RPD Limit | Flag |
|---------|--------|-----------------|-------|-------------|----------------|------|-------------|------|-----|-----------|------|
|---------|--------|-----------------|-------|-------------|----------------|------|-------------|------|-----|-----------|------|

Batch BL30246 - EPA 5030B

Blank (BL30246-BLK1)

Prepared & Analyzed: 12/04/2013

| | | | | | | | | | | | |
|---|----|------|------|--|--|--|--|--|--|--|--|
| 1,1,1,2-Tetrachloroethane | ND | 0.50 | ug/L | | | | | | | | |
| 1,1,1-Trichloroethane | ND | 0.50 | " | | | | | | | | |
| 1,1,2,2-Tetrachloroethane | ND | 0.50 | " | | | | | | | | |
| 1,1,2-Trichloro-1,2,2-trifluoroethane (Freon 113) | ND | 0.50 | " | | | | | | | | |
| 1,1,2-Trichloroethane | ND | 0.50 | " | | | | | | | | |
| 1,1-Dichloroethane | ND | 0.50 | " | | | | | | | | |
| 1,1-Dichloroethylene | ND | 0.50 | " | | | | | | | | |
| 1,1-Dichloropropylene | ND | 0.50 | " | | | | | | | | |
| 1,2,3-Trichlorobenzene | ND | 0.50 | " | | | | | | | | |
| 1,2,3-Trichloropropane | ND | 0.50 | " | | | | | | | | |
| 1,2,4-Trichlorobenzene | ND | 0.50 | " | | | | | | | | |
| 1,2,4-Trimethylbenzene | ND | 0.50 | " | | | | | | | | |
| 1,2-Dibromo-3-chloropropane | ND | 0.50 | " | | | | | | | | |
| 1,2-Dibromoethane | ND | 0.50 | " | | | | | | | | |
| 1,2-Dichlorobenzene | ND | 0.50 | " | | | | | | | | |
| 1,2-Dichloroethane | ND | 0.50 | " | | | | | | | | |
| 1,2-Dichloropropane | ND | 0.50 | " | | | | | | | | |
| 1,3,5-Trimethylbenzene | ND | 0.50 | " | | | | | | | | |
| 1,3-Dichlorobenzene | ND | 0.50 | " | | | | | | | | |
| 1,3-Dichloropropane | ND | 0.50 | " | | | | | | | | |
| 1,4-Dichlorobenzene | ND | 0.50 | " | | | | | | | | |
| 2,2-Dichloropropane | ND | 0.50 | " | | | | | | | | |
| 2-Chlorotoluene | ND | 0.50 | " | | | | | | | | |
| 2-Hexanone | ND | 0.50 | " | | | | | | | | |
| 4-Chlorotoluene | ND | 0.50 | " | | | | | | | | |
| Acetone | ND | 2.0 | " | | | | | | | | |
| Benzene | ND | 0.50 | " | | | | | | | | |
| Bromobenzene | ND | 0.50 | " | | | | | | | | |
| Bromochloromethane | ND | 0.50 | " | | | | | | | | |
| Bromodichloromethane | ND | 0.50 | " | | | | | | | | |
| Bromoform | ND | 0.50 | " | | | | | | | | |
| Bromomethane | ND | 0.50 | " | | | | | | | | |
| Carbon tetrachloride | ND | 0.50 | " | | | | | | | | |
| Chlorobenzene | ND | 0.50 | " | | | | | | | | |
| Chloroethane | ND | 0.50 | " | | | | | | | | |
| Chloroform | ND | 0.50 | " | | | | | | | | |
| Chloromethane | ND | 0.50 | " | | | | | | | | |
| cis-1,2-Dichloroethylene | ND | 0.50 | " | | | | | | | | |
| cis-1,3-Dichloropropylene | ND | 0.50 | " | | | | | | | | |
| Dibromochloromethane | ND | 0.50 | " | | | | | | | | |
| Dibromomethane | ND | 0.50 | " | | | | | | | | |
| Dichlorodifluoromethane | ND | 0.50 | " | | | | | | | | |
| Ethyl Benzene | ND | 0.50 | " | | | | | | | | |
| Hexachlorobutadiene | ND | 0.50 | " | | | | | | | | |
| Isopropylbenzene | ND | 0.50 | " | | | | | | | | |
| Methyl tert-butyl ether (MTBE) | ND | 0.50 | " | | | | | | | | |
| Methylene chloride | ND | 2.0 | " | | | | | | | | |
| Naphthalene | ND | 2.0 | " | | | | | | | | |
| n-Butylbenzene | ND | 0.50 | " | | | | | | | | |
| n-Propylbenzene | ND | 0.50 | " | | | | | | | | |
| o-Xylene | ND | 0.50 | " | | | | | | | | |



Volatile Organic Compounds by GC/MS - Quality Control Data

York Analytical Laboratories, Inc.

| Analyte | Result | Reporting Limit | Units | Spike Level | Source* Result | %REC | %REC Limits | Flag | RPD | RPD Limit | Flag |
|---------|--------|-----------------|-------|-------------|----------------|------|-------------|------|-----|-----------|------|
|---------|--------|-----------------|-------|-------------|----------------|------|-------------|------|-----|-----------|------|

Batch BL30246 - EPA 5030B

Blank (BL30246-BLK1)

Prepared & Analyzed: 12/04/2013

| | | | | | | | | | | | |
|-----------------------------|----|------|------|--|--|--|--|--|--|--|--|
| p- & m- Xylenes | ND | 1.0 | ug/L | | | | | | | | |
| p-Isopropyltoluene | ND | 0.50 | " | | | | | | | | |
| sec-Butylbenzene | ND | 0.50 | " | | | | | | | | |
| Styrene | ND | 0.50 | " | | | | | | | | |
| tert-Butylbenzene | ND | 0.50 | " | | | | | | | | |
| Tetrachloroethylene | ND | 0.50 | " | | | | | | | | |
| Toluene | ND | 0.50 | " | | | | | | | | |
| trans-1,2-Dichloroethylene | ND | 0.50 | " | | | | | | | | |
| trans-1,3-Dichloropropylene | ND | 0.50 | " | | | | | | | | |
| Trichloroethylene | ND | 0.50 | " | | | | | | | | |
| Trichlorofluoromethane | ND | 0.50 | " | | | | | | | | |
| Vinyl Chloride | ND | 0.50 | " | | | | | | | | |
| Xylenes, Total | ND | 1.5 | " | | | | | | | | |

Surrogate: 1,2-Dichloroethane-d4

7.62

"

10.0

76.2

79-133

Surrogate: p-Bromofluorobenzene

8.77

"

10.0

87.7

65-133

Surrogate: Toluene-d8

10.2

"

10.0

102

80-123

LCS (BL30246-BS1)

Prepared & Analyzed: 12/04/2013

| | | | | | | | | | | | |
|---|------|--|------|------|--|------|--------|----------|--|--|--|
| 1,1,1,2-Tetrachloroethane | 8.79 | | ug/L | 10.0 | | 87.9 | 84-127 | | | | |
| 1,1,1-Trichloroethane | 9.41 | | " | 10.0 | | 94.1 | 80-131 | | | | |
| 1,1,2,2-Tetrachloroethane | 10.0 | | " | 10.0 | | 100 | 76-120 | | | | |
| 1,1,2-Trichloro-1,2,2-trifluoroethane (Freon 113) | 10.2 | | " | 10.0 | | 102 | 70-133 | | | | |
| 1,1,2-Trichloroethane | 9.51 | | " | 10.0 | | 95.1 | 73-124 | | | | |
| 1,1-Dichloroethane | 10.6 | | " | 10.0 | | 106 | 79-123 | | | | |
| 1,1-Dichloroethylene | 9.76 | | " | 10.0 | | 97.6 | 71-123 | | | | |
| 1,1-Dichloropropylene | 9.64 | | " | 10.0 | | 96.4 | 73-117 | | | | |
| 1,2,3-Trichlorobenzene | 7.67 | | " | 10.0 | | 76.7 | 78-117 | Low Bias | | | |
| 1,2,3-Trichloropropane | 8.48 | | " | 10.0 | | 84.8 | 68-119 | | | | |
| 1,2,4-Trichlorobenzene | 8.04 | | " | 10.0 | | 80.4 | 78-117 | | | | |
| 1,2,4-Trimethylbenzene | 10.1 | | " | 10.0 | | 101 | 68-134 | | | | |
| 1,2-Dibromo-3-chloropropane | 8.06 | | " | 10.0 | | 80.6 | 73-129 | | | | |
| 1,2-Dibromoethane | 8.68 | | " | 10.0 | | 86.8 | 73-139 | | | | |
| 1,2-Dichlorobenzene | 9.49 | | " | 10.0 | | 94.9 | 83-110 | | | | |
| 1,2-Dichloroethane | 8.35 | | " | 10.0 | | 83.5 | 81-120 | | | | |
| 1,2-Dichloropropane | 9.78 | | " | 10.0 | | 97.8 | 76-120 | | | | |
| 1,3,5-Trimethylbenzene | 9.89 | | " | 10.0 | | 98.9 | 74-121 | | | | |
| 1,3-Dichlorobenzene | 9.65 | | " | 10.0 | | 96.5 | 82-112 | | | | |
| 1,3-Dichloropropane | 9.22 | | " | 10.0 | | 92.2 | 77-122 | | | | |
| 1,4-Dichlorobenzene | 9.23 | | " | 10.0 | | 92.3 | 83-110 | | | | |
| 2,2-Dichloropropane | 7.60 | | " | 10.0 | | 76.0 | 50-163 | | | | |
| 2-Chlorotoluene | 10.5 | | " | 10.0 | | 105 | 74-115 | | | | |
| 2-Hexanone | 8.86 | | " | 10.0 | | 88.6 | 65-130 | | | | |
| 4-Chlorotoluene | 10.5 | | " | 10.0 | | 105 | 77-119 | | | | |
| Acetone | 9.83 | | " | 10.0 | | 98.3 | 54-129 | | | | |
| Benzene | 10.8 | | " | 10.0 | | 108 | 77-122 | | | | |
| Bromobenzene | 10.1 | | " | 10.0 | | 101 | 76-114 | | | | |
| Bromochloromethane | 10.9 | | " | 10.0 | | 109 | 73-125 | | | | |
| Bromodichloromethane | 8.91 | | " | 10.0 | | 89.1 | 83-120 | | | | |
| Bromoform | 8.00 | | " | 10.0 | | 80.0 | 72-139 | | | | |
| Bromomethane | 8.47 | | " | 10.0 | | 84.7 | 52-128 | | | | |
| Carbon tetrachloride | 9.00 | | " | 10.0 | | 90.0 | 66-152 | | | | |
| Chlorobenzene | 9.74 | | " | 10.0 | | 97.4 | 85-113 | | | | |



Volatile Organic Compounds by GC/MS - Quality Control Data
York Analytical Laboratories, Inc.

| Analyte | Result | Reporting | Units | Spike | Source* | %REC | %REC | Limits | Flag | RPD | RPD | Limit | Flag |
|---------|--------|-----------|-------|-------|---------|------|------|--------|------|-------|-----|-------|------|
| | | Limit | | | Result | | | | | Limit | | | |

Batch BL30246 - EPA 5030B

LCS (BL30246-BS1)

Prepared & Analyzed: 12/04/2013

| | | | | | | | | | | | | | |
|---|-------------|--|----------|-------------|--|-------------|---------------|--|--|--|--|--|--|
| Chloroethane | 10.2 | | ug/L | 10.0 | | 102 | 60-124 | | | | | | |
| Chloroform | 9.70 | | " | 10.0 | | 97.0 | 82-119 | | | | | | |
| Chloromethane | 10.0 | | " | 10.0 | | 100 | 42-126 | | | | | | |
| cis-1,2-Dichloroethylene | 10.7 | | " | 10.0 | | 107 | 79-116 | | | | | | |
| cis-1,3-Dichloropropylene | 8.90 | | " | 10.0 | | 89.0 | 85-134 | | | | | | |
| Dibromochloromethane | 8.13 | | " | 10.0 | | 81.3 | 74-151 | | | | | | |
| Dibromomethane | 8.94 | | " | 10.0 | | 89.4 | 74-128 | | | | | | |
| Dichlorodifluoromethane | 6.64 | | " | 10.0 | | 66.4 | 10-146 | | | | | | |
| Ethyl Benzene | 10.2 | | " | 10.0 | | 102 | 85-125 | | | | | | |
| Hexachlorobutadiene | 8.29 | | " | 10.0 | | 82.9 | 69-131 | | | | | | |
| Isopropylbenzene | 10.6 | | " | 10.0 | | 106 | 71-128 | | | | | | |
| Methyl tert-butyl ether (MTBE) | 5.94 | | " | 10.0 | | 59.4 | 51-134 | | | | | | |
| Methylene chloride | 10.3 | | " | 10.0 | | 103 | 76-122 | | | | | | |
| Naphthalene | 9.00 | | " | 10.0 | | 90.0 | 72-127 | | | | | | |
| n-Butylbenzene | 10.2 | | " | 10.0 | | 102 | 69-127 | | | | | | |
| n-Propylbenzene | 11.0 | | " | 10.0 | | 110 | 70-129 | | | | | | |
| o-Xylene | 9.81 | | " | 10.0 | | 98.1 | 83-117 | | | | | | |
| p- & m- Xylenes | 21.6 | | " | 20.0 | | 108 | 80-126 | | | | | | |
| p-Isopropyltoluene | 9.95 | | " | 10.0 | | 99.5 | 74-130 | | | | | | |
| sec-Butylbenzene | 10.6 | | " | 10.0 | | 106 | 72-132 | | | | | | |
| Styrene | 9.71 | | " | 10.0 | | 97.1 | 62-160 | | | | | | |
| tert-Butylbenzene | 9.30 | | " | 10.0 | | 93.0 | 75-129 | | | | | | |
| Tetrachloroethylene | 8.91 | | " | 10.0 | | 89.1 | 67-118 | | | | | | |
| Toluene | 10.4 | | " | 10.0 | | 104 | 82-118 | | | | | | |
| trans-1,2-Dichloroethylene | 10.1 | | " | 10.0 | | 101 | 76-119 | | | | | | |
| trans-1,3-Dichloropropylene | 8.17 | | " | 10.0 | | 81.7 | 80-137 | | | | | | |
| Trichloroethylene | 9.72 | | " | 10.0 | | 97.2 | 71-122 | | | | | | |
| Trichlorofluoromethane | 9.15 | | " | 10.0 | | 91.5 | 67-130 | | | | | | |
| Vinyl Chloride | 10.3 | | " | 10.0 | | 103 | 49-125 | | | | | | |
| <i>Surrogate: 1,2-Dichloroethane-d4</i> | <i>7.57</i> | | <i>"</i> | <i>10.0</i> | | <i>75.7</i> | <i>79-133</i> | | | | | | |
| <i>Surrogate: p-Bromofluorobenzene</i> | <i>9.78</i> | | <i>"</i> | <i>10.0</i> | | <i>97.8</i> | <i>65-133</i> | | | | | | |
| <i>Surrogate: Toluene-d8</i> | <i>9.84</i> | | <i>"</i> | <i>10.0</i> | | <i>98.4</i> | <i>80-123</i> | | | | | | |



Volatile Organic Compounds by GC/MS - Quality Control Data

York Analytical Laboratories, Inc.

| Analyte | Result | Reporting | Spike | Source* | %REC | %REC | Limits | Flag | RPD | |
|---|--------|-----------|-------|---------|------|------|--------|------|-------|-------|
| | | Limit | | | | | | | Units | Level |
| Batch BL30246 - EPA 5030B | | | | | | | | | | |
| LCS Dup (BL30246-BSD1) | | | | | | | | | | |
| Prepared & Analyzed: 12/04/2013 | | | | | | | | | | |
| 1,1,1,2-Tetrachloroethane | 9.06 | | ug/L | 10.0 | | 90.6 | 84-127 | | 3.03 | 30 |
| 1,1,1-Trichloroethane | 9.81 | | " | 10.0 | | 98.1 | 80-131 | | 4.16 | 30 |
| 1,1,2,2-Tetrachloroethane | 10.1 | | " | 10.0 | | 101 | 76-120 | | 0.892 | 30 |
| 1,1,2-Trichloro-1,2,2-trifluoroethane (Freon 113) | 10.6 | | " | 10.0 | | 106 | 70-133 | | 4.41 | 30 |
| 1,1,2-Trichloroethane | 9.46 | | " | 10.0 | | 94.6 | 73-124 | | 0.527 | 30 |
| 1,1-Dichloroethane | 10.5 | | " | 10.0 | | 105 | 79-123 | | 0.854 | 30 |
| 1,1-Dichloroethylene | 9.91 | | " | 10.0 | | 99.1 | 71-123 | | 1.53 | 30 |
| 1,1-Dichloropropylene | 9.95 | | " | 10.0 | | 99.5 | 73-117 | | 3.16 | 30 |
| 1,2,3-Trichlorobenzene | 8.23 | | " | 10.0 | | 82.3 | 78-117 | | 7.04 | 30 |
| 1,2,3-Trichloropropane | 8.74 | | " | 10.0 | | 87.4 | 68-119 | | 3.02 | 30 |
| 1,2,4-Trichlorobenzene | 8.45 | | " | 10.0 | | 84.5 | 78-117 | | 4.97 | 30 |
| 1,2,4-Trimethylbenzene | 10.6 | | " | 10.0 | | 106 | 68-134 | | 4.06 | 30 |
| 1,2-Dibromo-3-chloropropane | 7.75 | | " | 10.0 | | 77.5 | 73-129 | | 3.92 | 30 |
| 1,2-Dibromoethane | 8.47 | | " | 10.0 | | 84.7 | 73-139 | | 2.45 | 30 |
| 1,2-Dichlorobenzene | 9.56 | | " | 10.0 | | 95.6 | 83-110 | | 0.735 | 30 |
| 1,2-Dichloroethane | 8.21 | | " | 10.0 | | 82.1 | 81-120 | | 1.69 | 30 |
| 1,2-Dichloropropane | 9.99 | | " | 10.0 | | 99.9 | 76-120 | | 2.12 | 30 |
| 1,3,5-Trimethylbenzene | 10.7 | | " | 10.0 | | 107 | 74-121 | | 7.59 | 30 |
| 1,3-Dichlorobenzene | 9.85 | | " | 10.0 | | 98.5 | 82-112 | | 2.05 | 30 |
| 1,3-Dichloropropane | 9.01 | | " | 10.0 | | 90.1 | 77-122 | | 2.30 | 30 |
| 1,4-Dichlorobenzene | 9.74 | | " | 10.0 | | 97.4 | 83-110 | | 5.38 | 30 |
| 2,2-Dichloropropane | 7.86 | | " | 10.0 | | 78.6 | 50-163 | | 3.36 | 30 |
| 2-Chlorotoluene | 11.2 | | " | 10.0 | | 112 | 74-115 | | 6.18 | 30 |
| 2-Hexanone | 7.88 | | " | 10.0 | | 78.8 | 65-130 | | 11.7 | 30 |
| 4-Chlorotoluene | 11.0 | | " | 10.0 | | 110 | 77-119 | | 5.49 | 30 |
| Acetone | 9.67 | | " | 10.0 | | 96.7 | 54-129 | | 1.64 | 30 |
| Benzene | 11.2 | | " | 10.0 | | 112 | 77-122 | | 3.27 | 30 |
| Bromobenzene | 10.5 | | " | 10.0 | | 105 | 76-114 | | 3.99 | 30 |
| Bromochloromethane | 10.8 | | " | 10.0 | | 108 | 73-125 | | 0.921 | 30 |
| Bromodichloromethane | 9.23 | | " | 10.0 | | 92.3 | 83-120 | | 3.53 | 30 |
| Bromoform | 8.06 | | " | 10.0 | | 80.6 | 72-139 | | 0.747 | 30 |
| Bromomethane | 9.17 | | " | 10.0 | | 91.7 | 52-128 | | 7.94 | 30 |
| Carbon tetrachloride | 9.15 | | " | 10.0 | | 91.5 | 66-152 | | 1.65 | 30 |
| Chlorobenzene | 10.0 | | " | 10.0 | | 100 | 85-113 | | 3.13 | 30 |
| Chloroethane | 10.6 | | " | 10.0 | | 106 | 60-124 | | 4.23 | 30 |
| Chloroform | 9.94 | | " | 10.0 | | 99.4 | 82-119 | | 2.44 | 30 |
| Chloromethane | 10.1 | | " | 10.0 | | 101 | 42-126 | | 1.09 | 30 |
| cis-1,2-Dichloroethylene | 10.9 | | " | 10.0 | | 109 | 79-116 | | 1.48 | 30 |
| cis-1,3-Dichloropropylene | 9.35 | | " | 10.0 | | 93.5 | 85-134 | | 4.93 | 30 |
| Dibromochloromethane | 8.26 | | " | 10.0 | | 82.6 | 74-151 | | 1.59 | 30 |
| Dibromomethane | 8.84 | | " | 10.0 | | 88.4 | 74-128 | | 1.12 | 30 |
| Dichlorodifluoromethane | 6.67 | | " | 10.0 | | 66.7 | 10-146 | | 0.451 | 30 |
| Ethyl Benzene | 10.7 | | " | 10.0 | | 107 | 85-125 | | 4.90 | 30 |
| Hexachlorobutadiene | 8.82 | | " | 10.0 | | 88.2 | 69-131 | | 6.20 | 30 |
| Isopropylbenzene | 11.5 | | " | 10.0 | | 115 | 71-128 | | 8.05 | 30 |
| Methyl tert-butyl ether (MTBE) | 5.98 | | " | 10.0 | | 59.8 | 51-134 | | 0.671 | 30 |
| Methylene chloride | 10.5 | | " | 10.0 | | 105 | 76-122 | | 2.11 | 30 |
| Naphthalene | 8.86 | | " | 10.0 | | 88.6 | 72-127 | | 1.57 | 30 |
| n-Butylbenzene | 10.8 | | " | 10.0 | | 108 | 69-127 | | 5.15 | 30 |
| n-Propylbenzene | 11.9 | | " | 10.0 | | 119 | 70-129 | | 7.87 | 30 |
| o-Xylene | 10.2 | | " | 10.0 | | 102 | 83-117 | | 3.41 | 30 |



Volatile Organic Compounds by GC/MS - Quality Control Data
York Analytical Laboratories, Inc.

| Analyte | Result | Reporting | Units | Spike Level | Source* | %REC | %REC Limits | Flag | RPD | RPD | Flag |
|---------|--------|-----------|-------|----------------|---------|------|----------------|------|-----|-------|------|
| | | Limit | | | Result | | | | | Limit | |

Batch BL30246 - EPA 5030B

LCS Dup (BL30246-BSD1)

Prepared & Analyzed: 12/04/2013

| | | | | | | | | | | |
|---|------|--|------|------|--|------|--------|--|------|----|
| p- & m- Xylenes | 22.6 | | ug/L | 20.0 | | 113 | 80-126 | | 4.49 | 30 |
| p-Isopropyltoluene | 10.4 | | " | 10.0 | | 104 | 74-130 | | 4.52 | 30 |
| sec-Butylbenzene | 11.2 | | " | 10.0 | | 112 | 72-132 | | 4.96 | 30 |
| Styrene | 9.99 | | " | 10.0 | | 99.9 | 62-160 | | 2.84 | 30 |
| tert-Butylbenzene | 9.86 | | " | 10.0 | | 98.6 | 75-129 | | 5.85 | 30 |
| Tetrachloroethylene | 9.11 | | " | 10.0 | | 91.1 | 67-118 | | 2.22 | 30 |
| Toluene | 10.9 | | " | 10.0 | | 109 | 82-118 | | 4.68 | 30 |
| trans-1,2-Dichloroethylene | 10.4 | | " | 10.0 | | 104 | 76-119 | | 2.34 | 30 |
| trans-1,3-Dichloropropylene | 8.52 | | " | 10.0 | | 85.2 | 80-137 | | 4.19 | 30 |
| Trichloroethylene | 10.4 | | " | 10.0 | | 104 | 71-122 | | 6.47 | 30 |
| Trichlorofluoromethane | 9.42 | | " | 10.0 | | 94.2 | 67-130 | | 2.91 | 30 |
| Vinyl Chloride | 10.5 | | " | 10.0 | | 105 | 49-125 | | 2.21 | 30 |
| <i>Surrogate: 1,2-Dichloroethane-d4</i> | 7.33 | | " | 10.0 | | 73.3 | 79-133 | | | |
| <i>Surrogate: p-Bromofluorobenzene</i> | 9.90 | | " | 10.0 | | 99.0 | 65-133 | | | |
| <i>Surrogate: Toluene-d8</i> | 9.93 | | " | 10.0 | | 99.3 | 80-123 | | | |



Volatile Analysis Sample Containers

| Lab ID | Client Sample ID | Volatile Sample Container |
|------------|-----------------------|---|
| 13K1036-01 | GWQ112613:1100NP1-2-2 | 40mL Clear Vial (pre-pres.) HCl; Cool to 4° C |
| 13K1036-02 | GWQ112613:1110NP1-2-4 | 40mL Clear Vial (pre-pres.) HCl; Cool to 4° C |
| 13K1036-03 | GWQ112613:1120NP1-2-6 | 40mL Clear Vial (pre-pres.) HCl; Cool to 4° C |
| 13K1036-04 | GWQ112613:1140NP1-2-7 | 40mL Clear Vial (pre-pres.) HCl; Cool to 4° C |

Notes and Definitions

| | |
|-----------|--|
| S-08 | The recovery for this surrogate was outside of QC limits. |
| QL-02 | This LCS analyte is outside Laboratory Recovery limits due the analyte behavior using the referenced method. The reference method has certain limitations with respect to analytes of this nature. |
| J | Detected below the Reporting Limit but greater than or equal to the Method Detection Limit (MDL/LOD) or in the case of a TIC, the result is an estimated concentration. |
| CCV-E | The value reported is ESTIMATED. The value is estimated due to its behavior during continuing calibration verification (>20% Difference for average Rf or >20% Drift for quadratic fit). |
| ND | Analyte NOT DETECTED at the stated Reporting Limit (RL) or above. |
| RL | REPORTING LIMIT - the minimum reportable value based upon the lowest point in the analyte calibration curve. |
| MDL | METHOD DETECTION LIMIT - the minimum concentration that can be measured and reported with a 99% confidence that the concentration is greater than zero. If requested or required, a value reported below the RL and above the MDL is considered estimated and is noted with a "J" flag. |
| NR | Not reported |
| RPD | Relative Percent Difference |
| Wet | The data has been reported on an as-received (wet weight) basis |
| Low Bias | Low Bias flag indicates that the recovery of the flagged analyte is below the laboratory or regulatory lower control limit. The data user should take note that this analyte may be biased low but should evaluate multiple lines of evidence including the LCS and site-specific MS/MSD data to draw bias conclusions. In cases where no site-specific MS/MSD was requested, only the LCS data can be used to evaluate such bias. |
| High Bias | High Bias flag indicates that the recovery of the flagged analyte is above the laboratory or regulatory upper control limit. The data user should take note that this analyte may be biased high but should evaluate multiple lines of evidence including the LCS and site-specific MS/MSD data to draw bias conclusions. In cases where no site-specific MS/MSD was requested, only the LCS data can be used to evaluate such bias. |
| Non-Dir. | Non-dir. flag (Non-Directional Bias) indicates that the Relative Percent Difference (RPD) (a measure of precision) among the MS and MSD data is outside the laboratory or regulatory control limit. This alerts the data user where the MS and MSD are from site-specific samples that the RPD is high due to either non-homogeneous distribution of target analyte between the MS/MSD or indicates poor reproducibility for other reasons. |


If EPA SW-846 method 8270 is included herein it is noted that the target compound N-nitrosodiphenylamine (NDPA) decomposes in the gas chromatographic inlet and cannot be separated from diphenylamine (DPA). These results could actually represent 100% DPA, 100% NDPA or some combination of the two. For this reason, York reports the combined result for n-nitrosodiphenylamine and diphenylamine for either of these compounds as a combined concentration as Diphenylamine.

If Total PCBs are detected and the target aroclors reported are "Not detected", the Total PCB value is reported due to the presence of either or both Aroclors 1262 and 1268 which are non-target aroclors for some regulatory lists.

2-chloroethylvinyl ether readily breaks down under acidic conditions. Samples that are acid preserved, including standards will exhibit breakdown. The data user should take note.

Certification for pH is no longer offered by NYDOH ELAP.

Semi-Volatile and Volatile analyses are reported down to the MDL, with values between the MDL and the RL being "J" flagged as estimated results.



NOTE: York's Std. Terms & Conditions are listed on the back side of this document. This document serves as your written authorization to York to proceed with the analyses requested and your signature binds you to York's Std. Terms & Conditions unless superseded by written contract.

York Project No. 13K1036

| | | | | | |
|--|--|--|--|---|--|
| Client Information Company: <u>LBG</u> Address: <u>4 Research Drive, Suite 301, Shelton CT, 06484</u> Phone no.: <u>203-929-8555</u> Contact Person <u>Tunde Sandor</u> E-mail Addr.: <u>Tsandor@lbgct.com</u> FAX No.: <u>203-926-9140</u> | | Report to: SAME <input type="checkbox"/> Tunde Sandor Name: _____ Company: <u>Same</u> Address: _____ E-mail: _____ Fax No.: _____ | | Invoice To: SAME <input type="checkbox"/> Mark Goldberg Name: _____ Company: _____ Address: _____ E-mail: _____ Fax No.: _____ | |
| Client Project ID <u>Rowe Industries</u> Purchase Order no. <u>NABSAG</u> Samples from: <u>CT_NY_NJ</u> | | Turn-Around Time RUSH Same Day RUSH Next Day RUSH Two Day RUSH Three Day RUSH Four Day Standard (5-7 days) <input checked="" type="checkbox"/> X OTHER _____ | | Report Type/Deliverables Summary <u>x, pdf</u> QA/QC Summary <u>x, pdf</u> CT RCP Pkg ASP A Pkg ASP B Pkg Excel EDD | |


Print Clearly and Legibly. All Information must be complete. (Samples will NOT be logged in and the turn-around time clock will not begin until any questions by York are resolved.)

Matrix Codes
 S - soil
 Other - specify (oil, etc.)
 W/W - wastewater
 GW - groundwater
 DW - drinking water
 Air-A - ambient air
 Air-SV - soil vapor

Samples Collected/Authorized By (Signature)
Evan Foster
 Name (printed)
Evan Foster

| Sample Identification | Date Sampled | Sample Matrix | Choose Analyses Needed from the Menu Above and Enter Below | Container Description(s) |
|------------------------------|-----------------|---------------|--|--------------------------|
| <u>GWQ112613:1100NPI-2-2</u> | <u>11-26-13</u> | <u>GW</u> | <u>VOC 8260 full list (EPA SW846-8260B)</u> | <u>300A</u> |
| <u>GWQ112613:1110NPI-2-4</u> | ↓ | <u>GW</u> | <u>VOC 8260 full list (EPA SW846-8260B)</u> | ↓ |
| <u>GWQ112613:1120NPI-2-6</u> | ↓ | <u>GW</u> | <u>VOC 8260 full list (EPA SW846-8260B)</u> | ↓ |
| <u>GWQ112613:1140NPI-2-7</u> | ↓ | <u>GW</u> | <u>VOC 8260 full list (EPA SW846-8260B)</u> | ↓ |
| | | <u>GW</u> | <u>VOC 8260 full list (EPA SW846-8260B)</u> | |
| | | <u>GW</u> | <u>VOC 8260 full list (EPA SW846-8260B)</u> | |
| | | <u>GW</u> | <u>VOC 8260 full list (EPA SW846-8260B)</u> | |
| | | <u>GW</u> | <u>VOC 8260 full list (EPA SW846-8260B)</u> | |

| | | |
|---|---|--|
| Comments <u>11/27/13 1355</u> Samples Relinquished By <u>[Signature]</u> Date/Time <u>11/27/13</u> Samples Received By <u>[Signature]</u> Date/Time <u>11/27/13</u> Samples Relinquished By _____ Date/Time _____ Samples Received in L.A.B by _____ Date/Time _____ | Preservation "X" those applicable Cool 4°C _____ HNO3 _____ H2SO4 _____ NaOH _____ NONE _____ FROZEN _____ | Temperature on Receipt <u>4.3°C</u> |
| | 1355 | |



Technical Report

prepared for:

Leggette Brashears & Graham Shelton Office

4 Research Drive, Suite 301

Shelton CT, 06484

Attention: Tunde Komuves-Sandor

Report Date: 12/10/2013

Client Project ID: Rowe Industries

York Project (SDG) No.: 13K1038

CT Cert. No. PH-0723

New Jersey Cert. No. CT-005



New York Cert. No. 10854

PA Cert. No. 68-04440

Report Date: 12/10/2013
Client Project ID: Rowe Industries
York Project (SDG) No.: 13K1038

Leggette Brashears & Graham Shelton Office
4 Research Drive, Suite 301
Shelton CT, 06484
Attention: Tunde Komuves-Sandor

Purpose and Results

This report contains the analytical data for the sample(s) identified on the attached chain-of-custody received in our laboratory on November 27, 2013 and listed below. The project was identified as your project: **Rowe Industries**.

The analyses were conducted utilizing appropriate EPA, Standard Methods, and ASTM methods as detailed in the data summary tables.

All samples were received in proper condition meeting the customary acceptance requirements for environmental samples except those indicated under the Notes section of this report.

All analyses met the method and laboratory standard operating procedure requirements except as indicated by any data flags, the meaning of which are explained in the attachment to this report, and case narrative if applicable.

The results of the analyses, which are all reported on dry weight basis (soils) unless otherwise noted, are detailed in the following pages.

Please contact Client Services at 203.325.1371 with any questions regarding this report.

| <u>York Sample ID</u> | <u>Client Sample ID</u> | <u>Matrix</u> | <u>Date Collected</u> | <u>Date Received</u> |
|-----------------------|-------------------------|---------------|-----------------------|----------------------|
| 13K1038-01 | GWQ112613:1030FRW-1 | Water | 11/26/2013 | 11/27/2013 |
| 13K1038-02 | GWQ112613:1035FRW-2 | Water | 11/26/2013 | 11/27/2013 |
| 13K1038-03 | GWQ112613:1040FRW-3 | Water | 11/26/2013 | 11/27/2013 |
| 13K1038-04 | GWQ112613:1045FRW-4 | Water | 11/26/2013 | 11/27/2013 |

General Notes for York Project (SDG) No.: 13K1038

1. The RLs and MDLs (Reporting Limit and Method Detection Limit respectively) reported are adjusted for any dilution necessary due to the levels of target and/or non-target analytes and matrix interference. The RL(REPORTING LIMIT) is based upon the lowest standard utilized for the calibration where applicable.
2. Samples are retained for a period of thirty days after submittal of report, unless other arrangements are made.
3. York's liability for the above data is limited to the dollar value paid to York for the referenced project.
4. This report shall not be reproduced without the written approval of York Analytical Laboratories, Inc.
5. All samples were received in proper condition for analysis with proper documentation, unless otherwise noted.
6. All analyses conducted met method or Laboratory SOP requirements. See the Qualifiers and/or Narrative sections for further information.
7. It is noted that no analyses reported herein were subcontracted to another laboratory, unless noted in the report.
8. This report reflects results that relate only to the samples submitted on the attached chain-of-custody form(s) received by York.

Approved By:



Benjamin Gulizia
Laboratory Director

Date: 12/10/2013





Sample Information

Client Sample ID: GWQ112613:1030FRW-1

York Sample ID: 13K1038-01

York Project (SDG) No.
13K1038

Client Project ID
Rowe Industries

Matrix
Water

Collection Date/Time
November 26, 2013 12:00 pm

Date Received
11/27/2013

Volatile Organics, 8260 List - Low Level

Log-in Notes:

Sample Notes:

Sample Prepared by Method: EPA 5030B

| CAS No. | Parameter | Result | Flag | Units | MDL | RL | Dilution | Reference Method | Date/Time Prepared | Date/Time Analyzed | Analyst |
|----------|---|--------|------|-------|------|------|----------|------------------|--------------------|--------------------|---------|
| 630-20-6 | 1,1,1,2-Tetrachloroethane | ND | | ug/L | 0.20 | 0.50 | 1 | EPA 8260C | 12/04/2013 08:12 | 12/04/2013 14:38 | BK |
| 71-55-6 | 1,1,1-Trichloroethane | 1.3 | | ug/L | 0.20 | 0.50 | 1 | EPA 8260C | 12/04/2013 08:12 | 12/04/2013 14:38 | BK |
| 79-34-5 | 1,1,2,2-Tetrachloroethane | ND | | ug/L | 0.20 | 0.50 | 1 | EPA 8260C | 12/04/2013 08:12 | 12/04/2013 14:38 | BK |
| 76-13-1 | 1,1,2-Trichloro-1,2,2-trifluoroethane (Freon 113) | ND | | ug/L | 0.20 | 0.50 | 1 | EPA 8260C | 12/04/2013 08:12 | 12/04/2013 14:38 | BK |
| 79-00-5 | 1,1,2-Trichloroethane | ND | | ug/L | 0.20 | 0.50 | 1 | EPA 8260C | 12/04/2013 08:12 | 12/04/2013 14:38 | BK |
| 75-34-3 | 1,1-Dichloroethane | ND | | ug/L | 0.20 | 0.50 | 1 | EPA 8260C | 12/04/2013 08:12 | 12/04/2013 14:38 | BK |
| 75-35-4 | 1,1-Dichloroethylene | ND | | ug/L | 0.20 | 0.50 | 1 | EPA 8260C | 12/04/2013 08:12 | 12/04/2013 14:38 | BK |
| 563-58-6 | 1,1-Dichloropropylene | ND | | ug/L | 0.20 | 0.50 | 1 | EPA 8260C | 12/04/2013 08:12 | 12/04/2013 14:38 | BK |
| 87-61-6 | 1,2,3-Trichlorobenzene | ND | | ug/L | 0.20 | 0.50 | 1 | EPA 8260C | 12/04/2013 08:12 | 12/04/2013 14:38 | BK |
| 96-18-4 | 1,2,3-Trichloropropane | ND | | ug/L | 0.20 | 0.50 | 1 | EPA 8260C | 12/04/2013 08:12 | 12/04/2013 14:38 | BK |
| 120-82-1 | 1,2,4-Trichlorobenzene | ND | | ug/L | 0.20 | 0.50 | 1 | EPA 8260C | 12/04/2013 08:12 | 12/04/2013 14:38 | BK |
| 95-63-6 | 1,2,4-Trimethylbenzene | ND | | ug/L | 0.20 | 0.50 | 1 | EPA 8260C | 12/04/2013 08:12 | 12/04/2013 14:38 | BK |
| 96-12-8 | 1,2-Dibromo-3-chloropropane | ND | | ug/L | 0.20 | 0.50 | 1 | EPA 8260C | 12/04/2013 08:12 | 12/04/2013 14:38 | BK |
| 106-93-4 | 1,2-Dibromoethane | ND | | ug/L | 0.20 | 0.50 | 1 | EPA 8260C | 12/04/2013 08:12 | 12/04/2013 14:38 | BK |
| 95-50-1 | 1,2-Dichlorobenzene | ND | | ug/L | 0.20 | 0.50 | 1 | EPA 8260C | 12/04/2013 08:12 | 12/04/2013 14:38 | BK |
| 107-06-2 | 1,2-Dichloroethane | ND | | ug/L | 0.20 | 0.50 | 1 | EPA 8260C | 12/04/2013 08:12 | 12/04/2013 14:38 | BK |
| 78-87-5 | 1,2-Dichloropropane | ND | | ug/L | 0.20 | 0.50 | 1 | EPA 8260C | 12/04/2013 08:12 | 12/04/2013 14:38 | BK |
| 108-67-8 | 1,3,5-Trimethylbenzene | ND | | ug/L | 0.20 | 0.50 | 1 | EPA 8260C | 12/04/2013 08:12 | 12/04/2013 14:38 | BK |
| 541-73-1 | 1,3-Dichlorobenzene | ND | | ug/L | 0.20 | 0.50 | 1 | EPA 8260C | 12/04/2013 08:12 | 12/04/2013 14:38 | BK |
| 142-28-9 | 1,3-Dichloropropane | ND | | ug/L | 0.20 | 0.50 | 1 | EPA 8260C | 12/04/2013 08:12 | 12/04/2013 14:38 | BK |
| 106-46-7 | 1,4-Dichlorobenzene | ND | | ug/L | 0.20 | 0.50 | 1 | EPA 8260C | 12/04/2013 08:12 | 12/04/2013 14:38 | BK |
| 594-20-7 | 2,2-Dichloropropane | ND | | ug/L | 0.20 | 0.50 | 1 | EPA 8260C | 12/04/2013 08:12 | 12/04/2013 14:38 | BK |
| 95-49-8 | 2-Chlorotoluene | ND | | ug/L | 0.20 | 0.50 | 1 | EPA 8260C | 12/04/2013 08:12 | 12/04/2013 14:38 | BK |
| 591-78-6 | 2-Hexanone | ND | | ug/L | 0.20 | 0.50 | 1 | EPA 8260C | 12/04/2013 08:12 | 12/04/2013 14:38 | BK |
| 106-43-4 | 4-Chlorotoluene | ND | | ug/L | 0.20 | 0.50 | 1 | EPA 8260C | 12/04/2013 08:12 | 12/04/2013 14:38 | BK |
| 67-64-1 | Acetone | ND | | ug/L | 1.0 | 2.0 | 1 | EPA 8260C | 12/04/2013 08:12 | 12/04/2013 14:38 | BK |
| 71-43-2 | Benzene | ND | | ug/L | 0.20 | 0.50 | 1 | EPA 8260C | 12/04/2013 08:12 | 12/04/2013 14:38 | BK |
| 108-86-1 | Bromobenzene | ND | | ug/L | 0.20 | 0.50 | 1 | EPA 8260C | 12/04/2013 08:12 | 12/04/2013 14:38 | BK |
| 74-97-5 | Bromochloromethane | ND | | ug/L | 0.20 | 0.50 | 1 | EPA 8260C | 12/04/2013 08:12 | 12/04/2013 14:38 | BK |
| 75-27-4 | Bromodichloromethane | ND | | ug/L | 0.20 | 0.50 | 1 | EPA 8260C | 12/04/2013 08:12 | 12/04/2013 14:38 | BK |



Sample Information

Client Sample ID: GWQ112613:1030FRW-1

York Sample ID: 13K1038-01

York Project (SDG) No.

Client Project ID

Matrix

Collection Date/Time

Date Received

13K1038

Rowe Industries

Water

November 26, 2013 12:00 pm

11/27/2013

Volatile Organics, 8260 List - Low Level

Log-in Notes:

Sample Notes:

Sample Prepared by Method: EPA 5030B

| CAS No. | Parameter | Result | Flag | Units | MDL | RL | Dilution | Reference Method | Date/Time Prepared | Date/Time Analyzed | Analyst |
|-------------|--------------------------------|------------|------|-------|------|------|----------|------------------|--------------------|--------------------|---------|
| 75-25-2 | Bromoform | ND | | ug/L | 0.20 | 0.50 | 1 | EPA 8260C | 12/04/2013 08:12 | 12/04/2013 14:38 | BK |
| 74-83-9 | Bromomethane | ND | | ug/L | 0.20 | 0.50 | 1 | EPA 8260C | 12/04/2013 08:12 | 12/04/2013 14:38 | BK |
| 56-23-5 | Carbon tetrachloride | ND | | ug/L | 0.20 | 0.50 | 1 | EPA 8260C | 12/04/2013 08:12 | 12/04/2013 14:38 | BK |
| 108-90-7 | Chlorobenzene | ND | | ug/L | 0.20 | 0.50 | 1 | EPA 8260C | 12/04/2013 08:12 | 12/04/2013 14:38 | BK |
| 75-00-3 | Chloroethane | ND | | ug/L | 0.20 | 0.50 | 1 | EPA 8260C | 12/04/2013 08:12 | 12/04/2013 14:38 | BK |
| 67-66-3 | Chloroform | ND | | ug/L | 0.20 | 0.50 | 1 | EPA 8260C | 12/04/2013 08:12 | 12/04/2013 14:38 | BK |
| 74-87-3 | Chloromethane | ND | | ug/L | 0.20 | 0.50 | 1 | EPA 8260C | 12/04/2013 08:12 | 12/04/2013 14:38 | BK |
| 156-59-2 | cis-1,2-Dichloroethylene | 11 | | ug/L | 0.20 | 0.50 | 1 | EPA 8260C | 12/04/2013 08:12 | 12/04/2013 14:38 | BK |
| 10061-01-5 | cis-1,3-Dichloropropylene | ND | | ug/L | 0.20 | 0.50 | 1 | EPA 8260C | 12/04/2013 08:12 | 12/04/2013 14:38 | BK |
| 124-48-1 | Dibromochloromethane | ND | | ug/L | 0.20 | 0.50 | 1 | EPA 8260C | 12/04/2013 08:12 | 12/04/2013 14:38 | BK |
| 74-95-3 | Dibromomethane | ND | | ug/L | 0.20 | 0.50 | 1 | EPA 8260C | 12/04/2013 08:12 | 12/04/2013 14:38 | BK |
| 75-71-8 | Dichlorodifluoromethane | ND | | ug/L | 0.20 | 0.50 | 1 | EPA 8260C | 12/04/2013 08:12 | 12/04/2013 14:38 | BK |
| 100-41-4 | Ethyl Benzene | ND | | ug/L | 0.20 | 0.50 | 1 | EPA 8260C | 12/04/2013 08:12 | 12/04/2013 14:38 | BK |
| 87-68-3 | Hexachlorobutadiene | ND | | ug/L | 0.20 | 0.50 | 1 | EPA 8260C | 12/04/2013 08:12 | 12/04/2013 14:38 | BK |
| 98-82-8 | Isopropylbenzene | ND | | ug/L | 0.20 | 0.50 | 1 | EPA 8260C | 12/04/2013 08:12 | 12/04/2013 14:38 | BK |
| 1634-04-4 | Methyl tert-butyl ether (MTBE) | ND | | ug/L | 0.20 | 0.50 | 1 | EPA 8260C | 12/04/2013 08:12 | 12/04/2013 14:38 | BK |
| 75-09-2 | Methylene chloride | ND | | ug/L | 1.0 | 2.0 | 1 | EPA 8260C | 12/04/2013 08:12 | 12/04/2013 14:38 | BK |
| 91-20-3 | Naphthalene | ND | | ug/L | 1.0 | 2.0 | 1 | EPA 8260C | 12/04/2013 08:12 | 12/04/2013 14:38 | BK |
| 104-51-8 | n-Butylbenzene | ND | | ug/L | 0.20 | 0.50 | 1 | EPA 8260C | 12/04/2013 08:12 | 12/04/2013 14:38 | BK |
| 103-65-1 | n-Propylbenzene | ND | | ug/L | 0.20 | 0.50 | 1 | EPA 8260C | 12/04/2013 08:12 | 12/04/2013 14:38 | BK |
| 95-47-6 | o-Xylene | ND | | ug/L | 0.20 | 0.50 | 1 | EPA 8260C | 12/04/2013 08:12 | 12/04/2013 14:38 | BK |
| 179601-23-1 | p- & m- Xylenes | ND | | ug/L | 0.50 | 1.0 | 1 | EPA 8260C | 12/04/2013 08:12 | 12/04/2013 14:38 | BK |
| 99-87-6 | p-Isopropyltoluene | ND | | ug/L | 0.20 | 0.50 | 1 | EPA 8260C | 12/04/2013 08:12 | 12/04/2013 14:38 | BK |
| 135-98-8 | sec-Butylbenzene | ND | | ug/L | 0.20 | 0.50 | 1 | EPA 8260C | 12/04/2013 08:12 | 12/04/2013 14:38 | BK |
| 100-42-5 | Styrene | ND | | ug/L | 0.20 | 0.50 | 1 | EPA 8260C | 12/04/2013 08:12 | 12/04/2013 14:38 | BK |
| 98-06-6 | tert-Butylbenzene | ND | | ug/L | 0.20 | 0.50 | 1 | EPA 8260C | 12/04/2013 08:12 | 12/04/2013 14:38 | BK |
| 127-18-4 | Tetrachloroethylene | 63 | | ug/L | 1.0 | 2.5 | 5 | EPA 8260C | 12/04/2013 08:12 | 12/09/2013 17:10 | BK |
| 108-88-3 | Toluene | ND | | ug/L | 0.20 | 0.50 | 1 | EPA 8260C | 12/04/2013 08:12 | 12/04/2013 14:38 | BK |
| 156-60-5 | trans-1,2-Dichloroethylene | ND | | ug/L | 0.20 | 0.50 | 1 | EPA 8260C | 12/04/2013 08:12 | 12/04/2013 14:38 | BK |
| 10061-02-6 | trans-1,3-Dichloropropylene | ND | | ug/L | 0.20 | 0.50 | 1 | EPA 8260C | 12/04/2013 08:12 | 12/04/2013 14:38 | BK |
| 79-01-6 | Trichloroethylene | 4.4 | | ug/L | 0.20 | 0.50 | 1 | EPA 8260C | 12/04/2013 08:12 | 12/04/2013 14:38 | BK |
| 75-69-4 | Trichlorofluoromethane | ND | | ug/L | 0.20 | 0.50 | 1 | EPA 8260C | 12/04/2013 08:12 | 12/04/2013 14:38 | BK |



Sample Information

Client Sample ID: GWQ112613:1030FRW-1

York Sample ID: 13K1038-01

York Project (SDG) No.

Client Project ID

Matrix

Collection Date/Time

Date Received

13K1038

Rowe Industries

Water

November 26, 2013 12:00 pm

11/27/2013

Volatile Organics, 8260 List - Low Level

Log-in Notes:

Sample Notes:

Sample Prepared by Method: EPA 5030B

| CAS No. | Parameter | Result | Flag | Units | MDL | RL | Dilution | Reference Method | Date/Time Prepared | Date/Time Analyzed | Analyst |
|-----------------------------|----------------------------------|---------------|-------------------------|-------|------|------|----------|------------------|--------------------|--------------------|---------|
| 75-01-4 | Vinyl Chloride | ND | | ug/L | 0.50 | 0.50 | 1 | EPA 8260C | 12/04/2013 08:12 | 12/04/2013 14:38 | BK |
| 1330-20-7 | Xylenes, Total | ND | | ug/L | 0.60 | 1.5 | 1 | EPA 8260C | 12/04/2013 08:12 | 12/04/2013 14:38 | BK |
| Surrogate Recoveries | | Result | Acceptance Range | | | | | | | | |
| 17060-07-0 | Surrogate: 1,2-Dichloroethane-d4 | 84.5 % | 79-133 | | | | | | | | |
| 460-00-4 | Surrogate: p-Bromofluorobenzene | 85.7 % | 65-133 | | | | | | | | |
| 2037-26-5 | Surrogate: Toluene-d8 | 107 % | 80-123 | | | | | | | | |

Sample Information

Client Sample ID: GWQ112613:1035FRW-2

York Sample ID: 13K1038-02

York Project (SDG) No.

Client Project ID

Matrix

Collection Date/Time

Date Received

13K1038

Rowe Industries

Water

November 26, 2013 12:00 pm

11/27/2013

Volatile Organics, 8260 List - Low Level

Log-in Notes:

Sample Notes:

Sample Prepared by Method: EPA 5030B

| CAS No. | Parameter | Result | Flag | Units | MDL | RL | Dilution | Reference Method | Date/Time Prepared | Date/Time Analyzed | Analyst |
|----------|---|--------|------|-------|------|------|----------|------------------|--------------------|--------------------|---------|
| 630-20-6 | 1,1,1,2-Tetrachloroethane | ND | | ug/L | 0.20 | 0.50 | 1 | EPA 8260C | 12/04/2013 08:12 | 12/04/2013 15:14 | BK |
| 71-55-6 | 1,1,1-Trichloroethane | 0.20 | J | ug/L | 0.20 | 0.50 | 1 | EPA 8260C | 12/04/2013 08:12 | 12/04/2013 15:14 | BK |
| 79-34-5 | 1,1,2,2-Tetrachloroethane | ND | | ug/L | 0.20 | 0.50 | 1 | EPA 8260C | 12/04/2013 08:12 | 12/04/2013 15:14 | BK |
| 76-13-1 | 1,2-Trichloro-1,2,2-trifluoroethane (Freon 113) | ND | | ug/L | 0.20 | 0.50 | 1 | EPA 8260C | 12/04/2013 08:12 | 12/04/2013 15:14 | BK |
| 79-00-5 | 1,1,2-Trichloroethane | ND | | ug/L | 0.20 | 0.50 | 1 | EPA 8260C | 12/04/2013 08:12 | 12/04/2013 15:14 | BK |
| 75-34-3 | 1,1-Dichloroethane | ND | | ug/L | 0.20 | 0.50 | 1 | EPA 8260C | 12/04/2013 08:12 | 12/04/2013 15:14 | BK |
| 75-35-4 | 1,1-Dichloroethylene | ND | | ug/L | 0.20 | 0.50 | 1 | EPA 8260C | 12/04/2013 08:12 | 12/04/2013 15:14 | BK |
| 563-58-6 | 1,1-Dichloropropylene | ND | | ug/L | 0.20 | 0.50 | 1 | EPA 8260C | 12/04/2013 08:12 | 12/04/2013 15:14 | BK |
| 87-61-6 | 1,2,3-Trichlorobenzene | ND | | ug/L | 0.20 | 0.50 | 1 | EPA 8260C | 12/04/2013 08:12 | 12/04/2013 15:14 | BK |
| 96-18-4 | 1,2,3-Trichloropropane | ND | | ug/L | 0.20 | 0.50 | 1 | EPA 8260C | 12/04/2013 08:12 | 12/04/2013 15:14 | BK |
| 120-82-1 | 1,2,4-Trichlorobenzene | ND | | ug/L | 0.20 | 0.50 | 1 | EPA 8260C | 12/04/2013 08:12 | 12/04/2013 15:14 | BK |
| 95-63-6 | 1,2,4-Trimethylbenzene | ND | | ug/L | 0.20 | 0.50 | 1 | EPA 8260C | 12/04/2013 08:12 | 12/04/2013 15:14 | BK |
| 96-12-8 | 1,2-Dibromo-3-chloropropane | ND | | ug/L | 0.20 | 0.50 | 1 | EPA 8260C | 12/04/2013 08:12 | 12/04/2013 15:14 | BK |
| 106-93-4 | 1,2-Dibromoethane | ND | | ug/L | 0.20 | 0.50 | 1 | EPA 8260C | 12/04/2013 08:12 | 12/04/2013 15:14 | BK |
| 95-50-1 | 1,2-Dichlorobenzene | ND | | ug/L | 0.20 | 0.50 | 1 | EPA 8260C | 12/04/2013 08:12 | 12/04/2013 15:14 | BK |
| 107-06-2 | 1,2-Dichloroethane | ND | | ug/L | 0.20 | 0.50 | 1 | EPA 8260C | 12/04/2013 08:12 | 12/04/2013 15:14 | BK |
| 78-87-5 | 1,2-Dichloropropane | ND | | ug/L | 0.20 | 0.50 | 1 | EPA 8260C | 12/04/2013 08:12 | 12/04/2013 15:14 | BK |



Sample Information

Client Sample ID: GWQ112613:1035FRW-2

York Sample ID: 13K1038-02

York Project (SDG) No.

Client Project ID

Matrix

Collection Date/Time

Date Received

13K1038

Rowe Industries

Water

November 26, 2013 12:00 pm

11/27/2013

Volatile Organics, 8260 List - Low Level

Log-in Notes:

Sample Notes:

Sample Prepared by Method: EPA 5030B

| CAS No. | Parameter | Result | Flag | Units | MDL | RL | Dilution | Reference Method | Date/Time Prepared | Date/Time Analyzed | Analyst |
|------------|--------------------------------|--------|------|-------|------|------|----------|------------------|--------------------|--------------------|---------|
| 108-67-8 | 1,3,5-Trimethylbenzene | ND | | ug/L | 0.20 | 0.50 | 1 | EPA 8260C | 12/04/2013 08:12 | 12/04/2013 15:14 | BK |
| 541-73-1 | 1,3-Dichlorobenzene | ND | | ug/L | 0.20 | 0.50 | 1 | EPA 8260C | 12/04/2013 08:12 | 12/04/2013 15:14 | BK |
| 142-28-9 | 1,3-Dichloropropane | ND | | ug/L | 0.20 | 0.50 | 1 | EPA 8260C | 12/04/2013 08:12 | 12/04/2013 15:14 | BK |
| 106-46-7 | 1,4-Dichlorobenzene | ND | | ug/L | 0.20 | 0.50 | 1 | EPA 8260C | 12/04/2013 08:12 | 12/04/2013 15:14 | BK |
| 594-20-7 | 2,2-Dichloropropane | ND | | ug/L | 0.20 | 0.50 | 1 | EPA 8260C | 12/04/2013 08:12 | 12/04/2013 15:14 | BK |
| 95-49-8 | 2-Chlorotoluene | ND | | ug/L | 0.20 | 0.50 | 1 | EPA 8260C | 12/04/2013 08:12 | 12/04/2013 15:14 | BK |
| 591-78-6 | 2-Hexanone | ND | | ug/L | 0.20 | 0.50 | 1 | EPA 8260C | 12/04/2013 08:12 | 12/04/2013 15:14 | BK |
| 106-43-4 | 4-Chlorotoluene | ND | | ug/L | 0.20 | 0.50 | 1 | EPA 8260C | 12/04/2013 08:12 | 12/04/2013 15:14 | BK |
| 67-64-1 | Acetone | ND | | ug/L | 1.0 | 2.0 | 1 | EPA 8260C | 12/04/2013 08:12 | 12/04/2013 15:14 | BK |
| 71-43-2 | Benzene | ND | | ug/L | 0.20 | 0.50 | 1 | EPA 8260C | 12/04/2013 08:12 | 12/04/2013 15:14 | BK |
| 108-86-1 | Bromobenzene | ND | | ug/L | 0.20 | 0.50 | 1 | EPA 8260C | 12/04/2013 08:12 | 12/04/2013 15:14 | BK |
| 74-97-5 | Bromochloromethane | ND | | ug/L | 0.20 | 0.50 | 1 | EPA 8260C | 12/04/2013 08:12 | 12/04/2013 15:14 | BK |
| 75-27-4 | Bromodichloromethane | ND | | ug/L | 0.20 | 0.50 | 1 | EPA 8260C | 12/04/2013 08:12 | 12/04/2013 15:14 | BK |
| 75-25-2 | Bromoform | ND | | ug/L | 0.20 | 0.50 | 1 | EPA 8260C | 12/04/2013 08:12 | 12/04/2013 15:14 | BK |
| 74-83-9 | Bromomethane | ND | | ug/L | 0.20 | 0.50 | 1 | EPA 8260C | 12/04/2013 08:12 | 12/04/2013 15:14 | BK |
| 56-23-5 | Carbon tetrachloride | ND | | ug/L | 0.20 | 0.50 | 1 | EPA 8260C | 12/04/2013 08:12 | 12/04/2013 15:14 | BK |
| 108-90-7 | Chlorobenzene | ND | | ug/L | 0.20 | 0.50 | 1 | EPA 8260C | 12/04/2013 08:12 | 12/04/2013 15:14 | BK |
| 75-00-3 | Chloroethane | ND | | ug/L | 0.20 | 0.50 | 1 | EPA 8260C | 12/04/2013 08:12 | 12/04/2013 15:14 | BK |
| 67-66-3 | Chloroform | ND | | ug/L | 0.20 | 0.50 | 1 | EPA 8260C | 12/04/2013 08:12 | 12/04/2013 15:14 | BK |
| 74-87-3 | Chloromethane | ND | | ug/L | 0.20 | 0.50 | 1 | EPA 8260C | 12/04/2013 08:12 | 12/04/2013 15:14 | BK |
| 156-59-2 | cis-1,2-Dichloroethylene | 16 | | ug/L | 0.20 | 0.50 | 1 | EPA 8260C | 12/04/2013 08:12 | 12/04/2013 15:14 | BK |
| 10061-01-5 | cis-1,3-Dichloropropylene | ND | | ug/L | 0.20 | 0.50 | 1 | EPA 8260C | 12/04/2013 08:12 | 12/04/2013 15:14 | BK |
| 124-48-1 | Dibromochloromethane | ND | | ug/L | 0.20 | 0.50 | 1 | EPA 8260C | 12/04/2013 08:12 | 12/04/2013 15:14 | BK |
| 74-95-3 | Dibromomethane | ND | | ug/L | 0.20 | 0.50 | 1 | EPA 8260C | 12/04/2013 08:12 | 12/04/2013 15:14 | BK |
| 75-71-8 | Dichlorodifluoromethane | ND | | ug/L | 0.20 | 0.50 | 1 | EPA 8260C | 12/04/2013 08:12 | 12/04/2013 15:14 | BK |
| 100-41-4 | Ethyl Benzene | ND | | ug/L | 0.20 | 0.50 | 1 | EPA 8260C | 12/04/2013 08:12 | 12/04/2013 15:14 | BK |
| 87-68-3 | Hexachlorobutadiene | ND | | ug/L | 0.20 | 0.50 | 1 | EPA 8260C | 12/04/2013 08:12 | 12/04/2013 15:14 | BK |
| 98-82-8 | Isopropylbenzene | ND | | ug/L | 0.20 | 0.50 | 1 | EPA 8260C | 12/04/2013 08:12 | 12/04/2013 15:14 | BK |
| 1634-04-4 | Methyl tert-butyl ether (MTBE) | ND | | ug/L | 0.20 | 0.50 | 1 | EPA 8260C | 12/04/2013 08:12 | 12/04/2013 15:14 | BK |
| 75-09-2 | Methylene chloride | ND | | ug/L | 1.0 | 2.0 | 1 | EPA 8260C | 12/04/2013 08:12 | 12/04/2013 15:14 | BK |
| 91-20-3 | Naphthalene | ND | | ug/L | 1.0 | 2.0 | 1 | EPA 8260C | 12/04/2013 08:12 | 12/04/2013 15:14 | BK |



Sample Information

Client Sample ID: GWQ112613:1035FRW-2

York Sample ID: 13K1038-02

York Project (SDG) No.

Client Project ID

Matrix

Collection Date/Time

Date Received

13K1038

Rowe Industries

Water

November 26, 2013 12:00 pm

11/27/2013

Volatile Organics, 8260 List - Low Level

Log-in Notes:

Sample Notes:

Sample Prepared by Method: EPA 5030B

| CAS No. | Parameter | Result | Flag | Units | MDL | RL | Dilution | Reference Method | Date/Time Prepared | Date/Time Analyzed | Analyst |
|-------------|----------------------------------|---------------|------|-------|-------------------------|------|----------|------------------|--------------------|--------------------|---------|
| 104-51-8 | n-Butylbenzene | ND | | ug/L | 0.20 | 0.50 | 1 | EPA 8260C | 12/04/2013 08:12 | 12/04/2013 15:14 | BK |
| 103-65-1 | n-Propylbenzene | ND | | ug/L | 0.20 | 0.50 | 1 | EPA 8260C | 12/04/2013 08:12 | 12/04/2013 15:14 | BK |
| 95-47-6 | o-Xylene | ND | | ug/L | 0.20 | 0.50 | 1 | EPA 8260C | 12/04/2013 08:12 | 12/04/2013 15:14 | BK |
| 179601-23-1 | p- & m- Xylenes | ND | | ug/L | 0.50 | 1.0 | 1 | EPA 8260C | 12/04/2013 08:12 | 12/04/2013 15:14 | BK |
| 99-87-6 | p-Isopropyltoluene | ND | | ug/L | 0.20 | 0.50 | 1 | EPA 8260C | 12/04/2013 08:12 | 12/04/2013 15:14 | BK |
| 135-98-8 | sec-Butylbenzene | ND | | ug/L | 0.20 | 0.50 | 1 | EPA 8260C | 12/04/2013 08:12 | 12/04/2013 15:14 | BK |
| 100-42-5 | Styrene | ND | | ug/L | 0.20 | 0.50 | 1 | EPA 8260C | 12/04/2013 08:12 | 12/04/2013 15:14 | BK |
| 98-06-6 | tert-Butylbenzene | ND | | ug/L | 0.20 | 0.50 | 1 | EPA 8260C | 12/04/2013 08:12 | 12/04/2013 15:14 | BK |
| 127-18-4 | Tetrachloroethylene | 39 | | ug/L | 0.40 | 1.0 | 2 | EPA 8260C | 12/04/2013 08:12 | 12/09/2013 17:47 | BK |
| 108-88-3 | Toluene | ND | | ug/L | 0.20 | 0.50 | 1 | EPA 8260C | 12/04/2013 08:12 | 12/04/2013 15:14 | BK |
| 156-60-5 | trans-1,2-Dichloroethylene | ND | | ug/L | 0.20 | 0.50 | 1 | EPA 8260C | 12/04/2013 08:12 | 12/04/2013 15:14 | BK |
| 10061-02-6 | trans-1,3-Dichloropropylene | ND | | ug/L | 0.20 | 0.50 | 1 | EPA 8260C | 12/04/2013 08:12 | 12/04/2013 15:14 | BK |
| 79-01-6 | Trichloroethylene | 6.0 | | ug/L | 0.20 | 0.50 | 1 | EPA 8260C | 12/04/2013 08:12 | 12/04/2013 15:14 | BK |
| 75-69-4 | Trichlorofluoromethane | ND | | ug/L | 0.20 | 0.50 | 1 | EPA 8260C | 12/04/2013 08:12 | 12/04/2013 15:14 | BK |
| 75-01-4 | Vinyl Chloride | 0.62 | | ug/L | 0.50 | 0.50 | 1 | EPA 8260C | 12/04/2013 08:12 | 12/04/2013 15:14 | BK |
| 1330-20-7 | Xylenes, Total | ND | | ug/L | 0.60 | 1.5 | 1 | EPA 8260C | 12/04/2013 08:12 | 12/04/2013 15:14 | BK |
| | Surrogate Recoveries | Result | | | Acceptance Range | | | | | | |
| 17060-07-0 | Surrogate: 1,2-Dichloroethane-d4 | 82.9 % | | | 79-133 | | | | | | |
| 460-00-4 | Surrogate: p-Bromofluorobenzene | 86.6 % | | | 65-133 | | | | | | |
| 2037-26-5 | Surrogate: Toluene-d8 | 104 % | | | 80-123 | | | | | | |

Sample Information

Client Sample ID: GWQ112613:1040FRW-3

York Sample ID: 13K1038-03

York Project (SDG) No.

Client Project ID

Matrix

Collection Date/Time

Date Received

13K1038

Rowe Industries

Water

November 26, 2013 12:00 pm

11/27/2013

Volatile Organics, 8260 List - Low Level

Log-in Notes:

Sample Notes:

Sample Prepared by Method: EPA 5030B

| CAS No. | Parameter | Result | Flag | Units | MDL | RL | Dilution | Reference Method | Date/Time Prepared | Date/Time Analyzed | Analyst |
|----------|---------------------------|--------|------|-------|------|------|----------|------------------|--------------------|--------------------|---------|
| 630-20-6 | 1,1,1,2-Tetrachloroethane | ND | | ug/L | 0.20 | 0.50 | 1 | EPA 8260C | 12/04/2013 08:12 | 12/04/2013 15:55 | BK |
| 71-55-6 | 1,1,1-Trichloroethane | ND | | ug/L | 0.20 | 0.50 | 1 | EPA 8260C | 12/04/2013 08:12 | 12/04/2013 15:55 | BK |
| 79-34-5 | 1,1,2,2-Tetrachloroethane | ND | | ug/L | 0.20 | 0.50 | 1 | EPA 8260C | 12/04/2013 08:12 | 12/04/2013 15:55 | BK |



Sample Information

Client Sample ID: GWQ112613:1040FRW-3

York Sample ID: 13K1038-03

York Project (SDG) No.

Client Project ID

Matrix

Collection Date/Time

Date Received

13K1038

Rowe Industries

Water

November 26, 2013 12:00 pm

11/27/2013

Volatile Organics, 8260 List - Low Level

Log-in Notes:

Sample Notes:

Sample Prepared by Method: EPA 5030B

| CAS No. | Parameter | Result | Flag | Units | MDL | RL | Dilution | Reference Method | Date/Time Prepared | Date/Time Analyzed | Analyst |
|----------|--|--------|-------|-------|------|------|----------|------------------|--------------------|--------------------|---------|
| 76-13-1 | ,1,2-Trichloro-1,2,2-trifluoroethane (Freon 113) | ND | | ug/L | 0.20 | 0.50 | 1 | EPA 8260C | 12/04/2013 08:12 | 12/04/2013 15:55 | BK |
| 79-00-5 | 1,1,2-Trichloroethane | ND | | ug/L | 0.20 | 0.50 | 1 | EPA 8260C | 12/04/2013 08:12 | 12/04/2013 15:55 | BK |
| 75-34-3 | 1,1-Dichloroethane | ND | | ug/L | 0.20 | 0.50 | 1 | EPA 8260C | 12/04/2013 08:12 | 12/04/2013 15:55 | BK |
| 75-35-4 | 1,1-Dichloroethylene | ND | | ug/L | 0.20 | 0.50 | 1 | EPA 8260C | 12/04/2013 08:12 | 12/04/2013 15:55 | BK |
| 563-58-6 | 1,1-Dichloropropylene | ND | | ug/L | 0.20 | 0.50 | 1 | EPA 8260C | 12/04/2013 08:12 | 12/04/2013 15:55 | BK |
| 87-61-6 | 1,2,3-Trichlorobenzene | ND | | ug/L | 0.20 | 0.50 | 1 | EPA 8260C | 12/04/2013 08:12 | 12/04/2013 15:55 | BK |
| 96-18-4 | 1,2,3-Trichloropropane | ND | | ug/L | 0.20 | 0.50 | 1 | EPA 8260C | 12/04/2013 08:12 | 12/04/2013 15:55 | BK |
| 120-82-1 | 1,2,4-Trichlorobenzene | ND | | ug/L | 0.20 | 0.50 | 1 | EPA 8260C | 12/04/2013 08:12 | 12/04/2013 15:55 | BK |
| 95-63-6 | 1,2,4-Trimethylbenzene | ND | | ug/L | 0.20 | 0.50 | 1 | EPA 8260C | 12/04/2013 08:12 | 12/04/2013 15:55 | BK |
| 96-12-8 | 1,2-Dibromo-3-chloropropane | ND | | ug/L | 0.20 | 0.50 | 1 | EPA 8260C | 12/04/2013 08:12 | 12/04/2013 15:55 | BK |
| 106-93-4 | 1,2-Dibromoethane | ND | | ug/L | 0.20 | 0.50 | 1 | EPA 8260C | 12/04/2013 08:12 | 12/04/2013 15:55 | BK |
| 95-50-1 | 1,2-Dichlorobenzene | ND | | ug/L | 0.20 | 0.50 | 1 | EPA 8260C | 12/04/2013 08:12 | 12/04/2013 15:55 | BK |
| 107-06-2 | 1,2-Dichloroethane | ND | | ug/L | 0.20 | 0.50 | 1 | EPA 8260C | 12/04/2013 08:12 | 12/04/2013 15:55 | BK |
| 78-87-5 | 1,2-Dichloropropane | ND | | ug/L | 0.20 | 0.50 | 1 | EPA 8260C | 12/04/2013 08:12 | 12/04/2013 15:55 | BK |
| 108-67-8 | 1,3,5-Trimethylbenzene | ND | | ug/L | 0.20 | 0.50 | 1 | EPA 8260C | 12/04/2013 08:12 | 12/04/2013 15:55 | BK |
| 541-73-1 | 1,3-Dichlorobenzene | ND | | ug/L | 0.20 | 0.50 | 1 | EPA 8260C | 12/04/2013 08:12 | 12/04/2013 15:55 | BK |
| 142-28-9 | 1,3-Dichloropropane | ND | | ug/L | 0.20 | 0.50 | 1 | EPA 8260C | 12/04/2013 08:12 | 12/04/2013 15:55 | BK |
| 106-46-7 | 1,4-Dichlorobenzene | ND | | ug/L | 0.20 | 0.50 | 1 | EPA 8260C | 12/04/2013 08:12 | 12/04/2013 15:55 | BK |
| 594-20-7 | 2,2-Dichloropropane | ND | | ug/L | 0.20 | 0.50 | 1 | EPA 8260C | 12/04/2013 08:12 | 12/04/2013 15:55 | BK |
| 95-49-8 | 2-Chlorotoluene | ND | | ug/L | 0.20 | 0.50 | 1 | EPA 8260C | 12/04/2013 08:12 | 12/04/2013 15:55 | BK |
| 591-78-6 | 2-Hexanone | ND | | ug/L | 0.20 | 0.50 | 1 | EPA 8260C | 12/04/2013 08:12 | 12/04/2013 15:55 | BK |
| 106-43-4 | 4-Chlorotoluene | ND | | ug/L | 0.20 | 0.50 | 1 | EPA 8260C | 12/04/2013 08:12 | 12/04/2013 15:55 | BK |
| 67-64-1 | Acetone | ND | CCV-E | ug/L | 1.0 | 2.0 | 1 | EPA 8260C | 12/04/2013 08:12 | 12/04/2013 15:55 | BK |
| 71-43-2 | Benzene | 0.22 | J | ug/L | 0.20 | 0.50 | 1 | EPA 8260C | 12/04/2013 08:12 | 12/04/2013 15:55 | BK |
| 108-86-1 | Bromobenzene | ND | | ug/L | 0.20 | 0.50 | 1 | EPA 8260C | 12/04/2013 08:12 | 12/04/2013 15:55 | BK |
| 74-97-5 | Bromochloromethane | ND | | ug/L | 0.20 | 0.50 | 1 | EPA 8260C | 12/04/2013 08:12 | 12/04/2013 15:55 | BK |
| 75-27-4 | Bromodichloromethane | ND | | ug/L | 0.20 | 0.50 | 1 | EPA 8260C | 12/04/2013 08:12 | 12/04/2013 15:55 | BK |
| 75-25-2 | Bromoform | ND | | ug/L | 0.20 | 0.50 | 1 | EPA 8260C | 12/04/2013 08:12 | 12/04/2013 15:55 | BK |
| 74-83-9 | Bromomethane | ND | | ug/L | 0.20 | 0.50 | 1 | EPA 8260C | 12/04/2013 08:12 | 12/04/2013 15:55 | BK |
| 56-23-5 | Carbon tetrachloride | ND | | ug/L | 0.20 | 0.50 | 1 | EPA 8260C | 12/04/2013 08:12 | 12/04/2013 15:55 | BK |
| 108-90-7 | Chlorobenzene | ND | | ug/L | 0.20 | 0.50 | 1 | EPA 8260C | 12/04/2013 08:12 | 12/04/2013 15:55 | BK |



Sample Information

Client Sample ID: GWQ112613:1040FRW-3

York Sample ID: 13K1038-03

York Project (SDG) No.

Client Project ID

Matrix

Collection Date/Time

Date Received

13K1038

Rowe Industries

Water

November 26, 2013 12:00 pm

11/27/2013

Volatile Organics, 8260 List - Low Level

Log-in Notes:

Sample Notes:

Sample Prepared by Method: EPA 5030B

| CAS No. | Parameter | Result | Flag | Units | MDL | RL | Dilution | Reference Method | Date/Time Prepared | Date/Time Analyzed | Analyst |
|-------------|----------------------------------|---------------|------|-------|-------------------------|------|----------|------------------|--------------------|--------------------|---------|
| 75-00-3 | Chloroethane | ND | | ug/L | 0.20 | 0.50 | 1 | EPA 8260C | 12/04/2013 08:12 | 12/04/2013 15:55 | BK |
| 67-66-3 | Chloroform | ND | | ug/L | 0.20 | 0.50 | 1 | EPA 8260C | 12/04/2013 08:12 | 12/04/2013 15:55 | BK |
| 74-87-3 | Chloromethane | ND | | ug/L | 0.20 | 0.50 | 1 | EPA 8260C | 12/04/2013 08:12 | 12/04/2013 15:55 | BK |
| 156-59-2 | cis-1,2-Dichloroethylene | 10 | | ug/L | 0.20 | 0.50 | 1 | EPA 8260C | 12/04/2013 08:12 | 12/04/2013 15:55 | BK |
| 10061-01-5 | cis-1,3-Dichloropropylene | ND | | ug/L | 0.20 | 0.50 | 1 | EPA 8260C | 12/04/2013 08:12 | 12/04/2013 15:55 | BK |
| 124-48-1 | Dibromochloromethane | ND | | ug/L | 0.20 | 0.50 | 1 | EPA 8260C | 12/04/2013 08:12 | 12/04/2013 15:55 | BK |
| 74-95-3 | Dibromomethane | ND | | ug/L | 0.20 | 0.50 | 1 | EPA 8260C | 12/04/2013 08:12 | 12/04/2013 15:55 | BK |
| 75-71-8 | Dichlorodifluoromethane | ND | | ug/L | 0.20 | 0.50 | 1 | EPA 8260C | 12/04/2013 08:12 | 12/04/2013 15:55 | BK |
| 100-41-4 | Ethyl Benzene | ND | | ug/L | 0.20 | 0.50 | 1 | EPA 8260C | 12/04/2013 08:12 | 12/04/2013 15:55 | BK |
| 87-68-3 | Hexachlorobutadiene | ND | | ug/L | 0.20 | 0.50 | 1 | EPA 8260C | 12/04/2013 08:12 | 12/04/2013 15:55 | BK |
| 98-82-8 | Isopropylbenzene | 0.22 | J | ug/L | 0.20 | 0.50 | 1 | EPA 8260C | 12/04/2013 08:12 | 12/04/2013 15:55 | BK |
| 1634-04-4 | Methyl tert-butyl ether (MTBE) | ND | | ug/L | 0.20 | 0.50 | 1 | EPA 8260C | 12/04/2013 08:12 | 12/04/2013 15:55 | BK |
| 75-09-2 | Methylene chloride | ND | | ug/L | 1.0 | 2.0 | 1 | EPA 8260C | 12/04/2013 08:12 | 12/04/2013 15:55 | BK |
| 91-20-3 | Naphthalene | ND | | ug/L | 1.0 | 2.0 | 1 | EPA 8260C | 12/04/2013 08:12 | 12/04/2013 15:55 | BK |
| 104-51-8 | n-Butylbenzene | ND | | ug/L | 0.20 | 0.50 | 1 | EPA 8260C | 12/04/2013 08:12 | 12/04/2013 15:55 | BK |
| 103-65-1 | n-Propylbenzene | ND | | ug/L | 0.20 | 0.50 | 1 | EPA 8260C | 12/04/2013 08:12 | 12/04/2013 15:55 | BK |
| 95-47-6 | o-Xylene | ND | | ug/L | 0.20 | 0.50 | 1 | EPA 8260C | 12/04/2013 08:12 | 12/04/2013 15:55 | BK |
| 179601-23-1 | p- & m- Xylenes | ND | | ug/L | 0.50 | 1.0 | 1 | EPA 8260C | 12/04/2013 08:12 | 12/04/2013 15:55 | BK |
| 99-87-6 | p-Isopropyltoluene | ND | | ug/L | 0.20 | 0.50 | 1 | EPA 8260C | 12/04/2013 08:12 | 12/04/2013 15:55 | BK |
| 135-98-8 | sec-Butylbenzene | ND | | ug/L | 0.20 | 0.50 | 1 | EPA 8260C | 12/04/2013 08:12 | 12/04/2013 15:55 | BK |
| 100-42-5 | Styrene | ND | | ug/L | 0.20 | 0.50 | 1 | EPA 8260C | 12/04/2013 08:12 | 12/04/2013 15:55 | BK |
| 98-06-6 | tert-Butylbenzene | ND | | ug/L | 0.20 | 0.50 | 1 | EPA 8260C | 12/04/2013 08:12 | 12/04/2013 15:55 | BK |
| 127-18-4 | Tetrachloroethylene | 23 | | ug/L | 0.20 | 0.50 | 1 | EPA 8260C | 12/04/2013 08:12 | 12/04/2013 15:55 | BK |
| 108-88-3 | Toluene | ND | | ug/L | 0.20 | 0.50 | 1 | EPA 8260C | 12/04/2013 08:12 | 12/04/2013 15:55 | BK |
| 156-60-5 | trans-1,2-Dichloroethylene | ND | | ug/L | 0.20 | 0.50 | 1 | EPA 8260C | 12/04/2013 08:12 | 12/04/2013 15:55 | BK |
| 10061-02-6 | trans-1,3-Dichloropropylene | ND | | ug/L | 0.20 | 0.50 | 1 | EPA 8260C | 12/04/2013 08:12 | 12/04/2013 15:55 | BK |
| 79-01-6 | Trichloroethylene | 3.6 | | ug/L | 0.20 | 0.50 | 1 | EPA 8260C | 12/04/2013 08:12 | 12/04/2013 15:55 | BK |
| 75-69-4 | Trichlorofluoromethane | ND | | ug/L | 0.20 | 0.50 | 1 | EPA 8260C | 12/04/2013 08:12 | 12/04/2013 15:55 | BK |
| 75-01-4 | Vinyl Chloride | 1.1 | | ug/L | 0.50 | 0.50 | 1 | EPA 8260C | 12/04/2013 08:12 | 12/04/2013 15:55 | BK |
| 1330-20-7 | Xylenes, Total | ND | | ug/L | 0.60 | 1.5 | 1 | EPA 8260C | 12/04/2013 08:12 | 12/04/2013 15:55 | BK |
| | Surrogate Recoveries | Result | | | Acceptance Range | | | | | | |
| 17060-07-0 | Surrogate: 1,2-Dichloroethane-d4 | 84.2 % | | | 79-133 | | | | | | |



Sample Information

Client Sample ID: GWQ112613:1040FRW-3

York Sample ID: 13K1038-03

York Project (SDG) No.

Client Project ID

Matrix

Collection Date/Time

Date Received

13K1038

Rowe Industries

Water

November 26, 2013 12:00 pm

11/27/2013

Volatile Organics, 8260 List - Low Level

Log-in Notes:

Sample Notes:

Sample Prepared by Method: EPA 5030B

Table with 12 columns: CAS No., Parameter, Result, Flag, Units, MDL, RL, Dilution, Reference Method, Date/Time Prepared, Date/Time Analyzed, Analyst. Rows include Surrogate: p-Bromofluorobenzene and Surrogate: Toluene-d8.

Sample Information

Client Sample ID: GWQ112613:1045FRW-4

York Sample ID: 13K1038-04

York Project (SDG) No.

Client Project ID

Matrix

Collection Date/Time

Date Received

13K1038

Rowe Industries

Water

November 26, 2013 12:00 pm

11/27/2013

Volatile Organics, 8260 List - Low Level

Log-in Notes:

Sample Notes:

Sample Prepared by Method: EPA 5030B

Table with 12 columns: CAS No., Parameter, Result, Flag, Units, MDL, RL, Dilution, Reference Method, Date/Time Prepared, Date/Time Analyzed, Analyst. Rows include various chlorinated hydrocarbons like 1,1,1,2-Tetrachloroethane, 1,1,1-Trichloroethane, etc.



Sample Information

Client Sample ID: GWQ112613:1045FRW-4

York Sample ID: 13K1038-04

York Project (SDG) No.

Client Project ID

Matrix

Collection Date/Time

Date Received

13K1038

Rowe Industries

Water

November 26, 2013 12:00 pm

11/27/2013

Volatile Organics, 8260 List - Low Level

Log-in Notes:

Sample Notes:

Sample Prepared by Method: EPA 5030B

| CAS No. | Parameter | Result | Flag | Units | MDL | RL | Dilution | Reference Method | Date/Time Prepared | Date/Time Analyzed | Analyst |
|-------------|--------------------------------|--------|-------|-------|------|------|----------|------------------|--------------------|--------------------|---------|
| 594-20-7 | 2,2-Dichloropropane | ND | | ug/L | 0.20 | 0.50 | 1 | EPA 8260C | 12/04/2013 08:12 | 12/04/2013 16:32 | BK |
| 95-49-8 | 2-Chlorotoluene | ND | | ug/L | 0.20 | 0.50 | 1 | EPA 8260C | 12/04/2013 08:12 | 12/04/2013 16:32 | BK |
| 591-78-6 | 2-Hexanone | ND | | ug/L | 0.20 | 0.50 | 1 | EPA 8260C | 12/04/2013 08:12 | 12/04/2013 16:32 | BK |
| 106-43-4 | 4-Chlorotoluene | ND | | ug/L | 0.20 | 0.50 | 1 | EPA 8260C | 12/04/2013 08:12 | 12/04/2013 16:32 | BK |
| 67-64-1 | Acetone | ND | CCV-E | ug/L | 1.0 | 2.0 | 1 | EPA 8260C | 12/04/2013 08:12 | 12/04/2013 16:32 | BK |
| 71-43-2 | Benzene | ND | | ug/L | 0.20 | 0.50 | 1 | EPA 8260C | 12/04/2013 08:12 | 12/04/2013 16:32 | BK |
| 108-86-1 | Bromobenzene | ND | | ug/L | 0.20 | 0.50 | 1 | EPA 8260C | 12/04/2013 08:12 | 12/04/2013 16:32 | BK |
| 74-97-5 | Bromochloromethane | ND | | ug/L | 0.20 | 0.50 | 1 | EPA 8260C | 12/04/2013 08:12 | 12/04/2013 16:32 | BK |
| 75-27-4 | Bromodichloromethane | ND | | ug/L | 0.20 | 0.50 | 1 | EPA 8260C | 12/04/2013 08:12 | 12/04/2013 16:32 | BK |
| 75-25-2 | Bromoform | ND | | ug/L | 0.20 | 0.50 | 1 | EPA 8260C | 12/04/2013 08:12 | 12/04/2013 16:32 | BK |
| 74-83-9 | Bromomethane | ND | | ug/L | 0.20 | 0.50 | 1 | EPA 8260C | 12/04/2013 08:12 | 12/04/2013 16:32 | BK |
| 56-23-5 | Carbon tetrachloride | ND | | ug/L | 0.20 | 0.50 | 1 | EPA 8260C | 12/04/2013 08:12 | 12/04/2013 16:32 | BK |
| 108-90-7 | Chlorobenzene | ND | | ug/L | 0.20 | 0.50 | 1 | EPA 8260C | 12/04/2013 08:12 | 12/04/2013 16:32 | BK |
| 75-00-3 | Chloroethane | ND | | ug/L | 0.20 | 0.50 | 1 | EPA 8260C | 12/04/2013 08:12 | 12/04/2013 16:32 | BK |
| 67-66-3 | Chloroform | ND | | ug/L | 0.20 | 0.50 | 1 | EPA 8260C | 12/04/2013 08:12 | 12/04/2013 16:32 | BK |
| 74-87-3 | Chloromethane | ND | | ug/L | 0.20 | 0.50 | 1 | EPA 8260C | 12/04/2013 08:12 | 12/04/2013 16:32 | BK |
| 156-59-2 | cis-1,2-Dichloroethylene | 7.5 | | ug/L | 0.20 | 0.50 | 1 | EPA 8260C | 12/04/2013 08:12 | 12/04/2013 16:32 | BK |
| 10061-01-5 | cis-1,3-Dichloropropylene | ND | | ug/L | 0.20 | 0.50 | 1 | EPA 8260C | 12/04/2013 08:12 | 12/04/2013 16:32 | BK |
| 124-48-1 | Dibromochloromethane | ND | | ug/L | 0.20 | 0.50 | 1 | EPA 8260C | 12/04/2013 08:12 | 12/04/2013 16:32 | BK |
| 74-95-3 | Dibromomethane | ND | | ug/L | 0.20 | 0.50 | 1 | EPA 8260C | 12/04/2013 08:12 | 12/04/2013 16:32 | BK |
| 75-71-8 | Dichlorodifluoromethane | ND | | ug/L | 0.20 | 0.50 | 1 | EPA 8260C | 12/04/2013 08:12 | 12/04/2013 16:32 | BK |
| 100-41-4 | Ethyl Benzene | ND | | ug/L | 0.20 | 0.50 | 1 | EPA 8260C | 12/04/2013 08:12 | 12/04/2013 16:32 | BK |
| 87-68-3 | Hexachlorobutadiene | ND | | ug/L | 0.20 | 0.50 | 1 | EPA 8260C | 12/04/2013 08:12 | 12/04/2013 16:32 | BK |
| 98-82-8 | Isopropylbenzene | ND | | ug/L | 0.20 | 0.50 | 1 | EPA 8260C | 12/04/2013 08:12 | 12/04/2013 16:32 | BK |
| 1634-04-4 | Methyl tert-butyl ether (MTBE) | ND | | ug/L | 0.20 | 0.50 | 1 | EPA 8260C | 12/04/2013 08:12 | 12/04/2013 16:32 | BK |
| 75-09-2 | Methylene chloride | ND | | ug/L | 1.0 | 2.0 | 1 | EPA 8260C | 12/04/2013 08:12 | 12/04/2013 16:32 | BK |
| 91-20-3 | Naphthalene | ND | | ug/L | 1.0 | 2.0 | 1 | EPA 8260C | 12/04/2013 08:12 | 12/04/2013 16:32 | BK |
| 104-51-8 | n-Butylbenzene | ND | | ug/L | 0.20 | 0.50 | 1 | EPA 8260C | 12/04/2013 08:12 | 12/04/2013 16:32 | BK |
| 103-65-1 | n-Propylbenzene | ND | | ug/L | 0.20 | 0.50 | 1 | EPA 8260C | 12/04/2013 08:12 | 12/04/2013 16:32 | BK |
| 95-47-6 | o-Xylene | ND | | ug/L | 0.20 | 0.50 | 1 | EPA 8260C | 12/04/2013 08:12 | 12/04/2013 16:32 | BK |
| 179601-23-1 | p- & m- Xylenes | ND | | ug/L | 0.50 | 1.0 | 1 | EPA 8260C | 12/04/2013 08:12 | 12/04/2013 16:32 | BK |



Sample Information

Client Sample ID: GWQ112613:1045FRW-4

York Sample ID: 13K1038-04

York Project (SDG) No.

Client Project ID

Matrix

Collection Date/Time

Date Received

13K1038

Rowe Industries

Water

November 26, 2013 12:00 pm

11/27/2013

Volatile Organics, 8260 List - Low Level

Log-in Notes:

Sample Notes:

Sample Prepared by Method: EPA 5030B

| CAS No. | Parameter | Result | Flag | Units | MDL | RL | Dilution | Reference Method | Date/Time Prepared | Date/Time Analyzed | Analyst |
|-----------------------------|----------------------------------|---------------|------|-------------------------|------|------|----------|------------------|--------------------|--------------------|---------|
| 99-87-6 | p-Isopropyltoluene | ND | | ug/L | 0.20 | 0.50 | 1 | EPA 8260C | 12/04/2013 08:12 | 12/04/2013 16:32 | BK |
| 135-98-8 | sec-Butylbenzene | ND | | ug/L | 0.20 | 0.50 | 1 | EPA 8260C | 12/04/2013 08:12 | 12/04/2013 16:32 | BK |
| 100-42-5 | Styrene | ND | | ug/L | 0.20 | 0.50 | 1 | EPA 8260C | 12/04/2013 08:12 | 12/04/2013 16:32 | BK |
| 98-06-6 | tert-Butylbenzene | ND | | ug/L | 0.20 | 0.50 | 1 | EPA 8260C | 12/04/2013 08:12 | 12/04/2013 16:32 | BK |
| 127-18-4 | Tetrachloroethylene | 4.1 | | ug/L | 0.20 | 0.50 | 1 | EPA 8260C | 12/04/2013 08:12 | 12/04/2013 16:32 | BK |
| 108-88-3 | Toluene | ND | | ug/L | 0.20 | 0.50 | 1 | EPA 8260C | 12/04/2013 08:12 | 12/04/2013 16:32 | BK |
| 156-60-5 | trans-1,2-Dichloroethylene | ND | | ug/L | 0.20 | 0.50 | 1 | EPA 8260C | 12/04/2013 08:12 | 12/04/2013 16:32 | BK |
| 10061-02-6 | trans-1,3-Dichloropropylene | ND | | ug/L | 0.20 | 0.50 | 1 | EPA 8260C | 12/04/2013 08:12 | 12/04/2013 16:32 | BK |
| 79-01-6 | Trichloroethylene | 1.6 | | ug/L | 0.20 | 0.50 | 1 | EPA 8260C | 12/04/2013 08:12 | 12/04/2013 16:32 | BK |
| 75-69-4 | Trichlorofluoromethane | ND | | ug/L | 0.20 | 0.50 | 1 | EPA 8260C | 12/04/2013 08:12 | 12/04/2013 16:32 | BK |
| 75-01-4 | Vinyl Chloride | ND | | ug/L | 0.50 | 0.50 | 1 | EPA 8260C | 12/04/2013 08:12 | 12/04/2013 16:32 | BK |
| 1330-20-7 | Xylenes, Total | ND | | ug/L | 0.60 | 1.5 | 1 | EPA 8260C | 12/04/2013 08:12 | 12/04/2013 16:32 | BK |
| Surrogate Recoveries | | Result | | Acceptance Range | | | | | | | |
| 17060-07-0 | Surrogate: 1,2-Dichloroethane-d4 | 78.4 % | S-08 | 79-133 | | | | | | | |
| 460-00-4 | Surrogate: p-Bromofluorobenzene | 81.8 % | | 65-133 | | | | | | | |
| 2037-26-5 | Surrogate: Toluene-d8 | 110 % | | 80-123 | | | | | | | |



Analytical Batch Summary

Batch ID: BL30246

Preparation Method: EPA 5030B

Prepared By: BGS

| YORK Sample ID | Client Sample ID | Preparation Date |
|----------------|---------------------|------------------|
| 13K1038-01 | GWQ112613:1030FRW-1 | 12/04/13 |
| 13K1038-02 | GWQ112613:1035FRW-2 | 12/04/13 |
| 13K1038-03 | GWQ112613:1040FRW-3 | 12/04/13 |
| 13K1038-04 | GWQ112613:1045FRW-4 | 12/04/13 |
| BL30246-BLK1 | Blank | 12/04/13 |
| BL30246-BS1 | LCS | 12/04/13 |
| BL30246-BSD1 | LCS Dup | 12/04/13 |

Batch ID: BL30498

Preparation Method: EPA 5030B

Prepared By: BGS

| YORK Sample ID | Client Sample ID | Preparation Date |
|----------------|---------------------|------------------|
| 13K1038-01RE1 | GWQ112613:1030FRW-1 | 12/09/13 |
| 13K1038-02RE1 | GWQ112613:1035FRW-2 | 12/09/13 |
| BL30498-BLK1 | Blank | 12/09/13 |
| BL30498-BS1 | LCS | 12/09/13 |
| BL30498-BSD1 | LCS Dup | 12/09/13 |



Volatile Organic Compounds by GC/MS - Quality Control Data
York Analytical Laboratories, Inc.

| Analyte | Result | Reporting Limit | Units | Spike Level | Source* Result | %REC | %REC Limits | Flag | RPD | RPD Limit | Flag |
|---------|--------|-----------------|-------|-------------|----------------|------|-------------|------|-----|-----------|------|
|---------|--------|-----------------|-------|-------------|----------------|------|-------------|------|-----|-----------|------|

Batch BL30246 - EPA 5030B

Blank (BL30246-BLK1)

Prepared & Analyzed: 12/04/2013

| | | | | | | | | | | | |
|---|----|------|------|--|--|--|--|--|--|--|--|
| 1,1,1,2-Tetrachloroethane | ND | 0.50 | ug/L | | | | | | | | |
| 1,1,1-Trichloroethane | ND | 0.50 | " | | | | | | | | |
| 1,1,2,2-Tetrachloroethane | ND | 0.50 | " | | | | | | | | |
| 1,1,2-Trichloro-1,2,2-trifluoroethane (Freon 113) | ND | 0.50 | " | | | | | | | | |
| 1,1,2-Trichloroethane | ND | 0.50 | " | | | | | | | | |
| 1,1-Dichloroethane | ND | 0.50 | " | | | | | | | | |
| 1,1-Dichloroethylene | ND | 0.50 | " | | | | | | | | |
| 1,1-Dichloropropylene | ND | 0.50 | " | | | | | | | | |
| 1,2,3-Trichlorobenzene | ND | 0.50 | " | | | | | | | | |
| 1,2,3-Trichloropropane | ND | 0.50 | " | | | | | | | | |
| 1,2,4-Trichlorobenzene | ND | 0.50 | " | | | | | | | | |
| 1,2,4-Trimethylbenzene | ND | 0.50 | " | | | | | | | | |
| 1,2-Dibromo-3-chloropropane | ND | 0.50 | " | | | | | | | | |
| 1,2-Dibromoethane | ND | 0.50 | " | | | | | | | | |
| 1,2-Dichlorobenzene | ND | 0.50 | " | | | | | | | | |
| 1,2-Dichloroethane | ND | 0.50 | " | | | | | | | | |
| 1,2-Dichloropropane | ND | 0.50 | " | | | | | | | | |
| 1,3,5-Trimethylbenzene | ND | 0.50 | " | | | | | | | | |
| 1,3-Dichlorobenzene | ND | 0.50 | " | | | | | | | | |
| 1,3-Dichloropropane | ND | 0.50 | " | | | | | | | | |
| 1,4-Dichlorobenzene | ND | 0.50 | " | | | | | | | | |
| 2,2-Dichloropropane | ND | 0.50 | " | | | | | | | | |
| 2-Chlorotoluene | ND | 0.50 | " | | | | | | | | |
| 2-Hexanone | ND | 0.50 | " | | | | | | | | |
| 4-Chlorotoluene | ND | 0.50 | " | | | | | | | | |
| Acetone | ND | 2.0 | " | | | | | | | | |
| Benzene | ND | 0.50 | " | | | | | | | | |
| Bromobenzene | ND | 0.50 | " | | | | | | | | |
| Bromochloromethane | ND | 0.50 | " | | | | | | | | |
| Bromodichloromethane | ND | 0.50 | " | | | | | | | | |
| Bromoform | ND | 0.50 | " | | | | | | | | |
| Bromomethane | ND | 0.50 | " | | | | | | | | |
| Carbon tetrachloride | ND | 0.50 | " | | | | | | | | |
| Chlorobenzene | ND | 0.50 | " | | | | | | | | |
| Chloroethane | ND | 0.50 | " | | | | | | | | |
| Chloroform | ND | 0.50 | " | | | | | | | | |
| Chloromethane | ND | 0.50 | " | | | | | | | | |
| cis-1,2-Dichloroethylene | ND | 0.50 | " | | | | | | | | |
| cis-1,3-Dichloropropylene | ND | 0.50 | " | | | | | | | | |
| Dibromochloromethane | ND | 0.50 | " | | | | | | | | |
| Dibromomethane | ND | 0.50 | " | | | | | | | | |
| Dichlorodifluoromethane | ND | 0.50 | " | | | | | | | | |
| Ethyl Benzene | ND | 0.50 | " | | | | | | | | |
| Hexachlorobutadiene | ND | 0.50 | " | | | | | | | | |
| Isopropylbenzene | ND | 0.50 | " | | | | | | | | |
| Methyl tert-butyl ether (MTBE) | ND | 0.50 | " | | | | | | | | |
| Methylene chloride | ND | 2.0 | " | | | | | | | | |
| Naphthalene | ND | 2.0 | " | | | | | | | | |
| n-Butylbenzene | ND | 0.50 | " | | | | | | | | |
| n-Propylbenzene | ND | 0.50 | " | | | | | | | | |
| o-Xylene | ND | 0.50 | " | | | | | | | | |



Volatile Organic Compounds by GC/MS - Quality Control Data

York Analytical Laboratories, Inc.

| Analyte | Result | Reporting Limit | Units | Spike Level | Source* Result | %REC | %REC Limits | Flag | RPD | RPD Limit | Flag |
|---------|--------|-----------------|-------|-------------|----------------|------|-------------|------|-----|-----------|------|
|---------|--------|-----------------|-------|-------------|----------------|------|-------------|------|-----|-----------|------|

Batch BL30246 - EPA 5030B

Blank (BL30246-BLK1)

Prepared & Analyzed: 12/04/2013

| | | | | | | | | | | | |
|---|------|------|------|------|--|------|--------|--|--|--|--|
| p- & m- Xylenes | ND | 1.0 | ug/L | | | | | | | | |
| p-Isopropyltoluene | ND | 0.50 | " | | | | | | | | |
| sec-Butylbenzene | ND | 0.50 | " | | | | | | | | |
| Styrene | ND | 0.50 | " | | | | | | | | |
| tert-Butylbenzene | ND | 0.50 | " | | | | | | | | |
| Tetrachloroethylene | ND | 0.50 | " | | | | | | | | |
| Toluene | ND | 0.50 | " | | | | | | | | |
| trans-1,2-Dichloroethylene | ND | 0.50 | " | | | | | | | | |
| trans-1,3-Dichloropropylene | ND | 0.50 | " | | | | | | | | |
| Trichloroethylene | ND | 0.50 | " | | | | | | | | |
| Trichlorofluoromethane | ND | 0.50 | " | | | | | | | | |
| Vinyl Chloride | ND | 0.50 | " | | | | | | | | |
| Xylenes, Total | ND | 1.5 | " | | | | | | | | |
| <i>Surrogate: 1,2-Dichloroethane-d4</i> | 7.62 | | " | 10.0 | | 76.2 | 79-133 | | | | |
| <i>Surrogate: p-Bromofluorobenzene</i> | 8.77 | | " | 10.0 | | 87.7 | 65-133 | | | | |
| <i>Surrogate: Toluene-d8</i> | 10.2 | | " | 10.0 | | 102 | 80-123 | | | | |

LCS (BL30246-BS1)

Prepared & Analyzed: 12/04/2013

| | | | | | | | | | | | |
|---|------|--|------|------|--|------|--------|----------|--|--|--|
| 1,1,1,2-Tetrachloroethane | 8.79 | | ug/L | 10.0 | | 87.9 | 84-127 | | | | |
| 1,1,1-Trichloroethane | 9.41 | | " | 10.0 | | 94.1 | 80-131 | | | | |
| 1,1,2,2-Tetrachloroethane | 10.0 | | " | 10.0 | | 100 | 76-120 | | | | |
| 1,1,2-Trichloro-1,2,2-trifluoroethane (Freon 113) | 10.2 | | " | 10.0 | | 102 | 70-133 | | | | |
| 1,1,2-Trichloroethane | 9.51 | | " | 10.0 | | 95.1 | 73-124 | | | | |
| 1,1-Dichloroethane | 10.6 | | " | 10.0 | | 106 | 79-123 | | | | |
| 1,1-Dichloroethylene | 9.76 | | " | 10.0 | | 97.6 | 71-123 | | | | |
| 1,1-Dichloropropylene | 9.64 | | " | 10.0 | | 96.4 | 73-117 | | | | |
| 1,2,3-Trichlorobenzene | 7.67 | | " | 10.0 | | 76.7 | 78-117 | Low Bias | | | |
| 1,2,3-Trichloropropane | 8.48 | | " | 10.0 | | 84.8 | 68-119 | | | | |
| 1,2,4-Trichlorobenzene | 8.04 | | " | 10.0 | | 80.4 | 78-117 | | | | |
| 1,2,4-Trimethylbenzene | 10.1 | | " | 10.0 | | 101 | 68-134 | | | | |
| 1,2-Dibromo-3-chloropropane | 8.06 | | " | 10.0 | | 80.6 | 73-129 | | | | |
| 1,2-Dibromoethane | 8.68 | | " | 10.0 | | 86.8 | 73-139 | | | | |
| 1,2-Dichlorobenzene | 9.49 | | " | 10.0 | | 94.9 | 83-110 | | | | |
| 1,2-Dichloroethane | 8.35 | | " | 10.0 | | 83.5 | 81-120 | | | | |
| 1,2-Dichloropropane | 9.78 | | " | 10.0 | | 97.8 | 76-120 | | | | |
| 1,3,5-Trimethylbenzene | 9.89 | | " | 10.0 | | 98.9 | 74-121 | | | | |
| 1,3-Dichlorobenzene | 9.65 | | " | 10.0 | | 96.5 | 82-112 | | | | |
| 1,3-Dichloropropane | 9.22 | | " | 10.0 | | 92.2 | 77-122 | | | | |
| 1,4-Dichlorobenzene | 9.23 | | " | 10.0 | | 92.3 | 83-110 | | | | |
| 2,2-Dichloropropane | 7.60 | | " | 10.0 | | 76.0 | 50-163 | | | | |
| 2-Chlorotoluene | 10.5 | | " | 10.0 | | 105 | 74-115 | | | | |
| 2-Hexanone | 8.86 | | " | 10.0 | | 88.6 | 65-130 | | | | |
| 4-Chlorotoluene | 10.5 | | " | 10.0 | | 105 | 77-119 | | | | |
| Acetone | 9.83 | | " | 10.0 | | 98.3 | 54-129 | | | | |
| Benzene | 10.8 | | " | 10.0 | | 108 | 77-122 | | | | |
| Bromobenzene | 10.1 | | " | 10.0 | | 101 | 76-114 | | | | |
| Bromochloromethane | 10.9 | | " | 10.0 | | 109 | 73-125 | | | | |
| Bromodichloromethane | 8.91 | | " | 10.0 | | 89.1 | 83-120 | | | | |
| Bromoform | 8.00 | | " | 10.0 | | 80.0 | 72-139 | | | | |
| Bromomethane | 8.47 | | " | 10.0 | | 84.7 | 52-128 | | | | |
| Carbon tetrachloride | 9.00 | | " | 10.0 | | 90.0 | 66-152 | | | | |
| Chlorobenzene | 9.74 | | " | 10.0 | | 97.4 | 85-113 | | | | |



Volatile Organic Compounds by GC/MS - Quality Control Data

York Analytical Laboratories, Inc.

| Analyte | Result | Reporting | Units | Spike | Source* | %REC | %REC | Limits | Flag | RPD | RPD | Limit | Flag |
|---------|--------|-----------|-------|-------|---------|------|------|--------|------|-------|-----|-------|------|
| | | Limit | | | Result | | | | | Limit | | | |

Batch BL30246 - EPA 5030B

LCS (BL30246-BS1)

Prepared & Analyzed: 12/04/2013

| | | | | | | | | | | | | | |
|---|-------------|--|----------|-------------|--|-------------|---------------|--|--|--|--|--|--|
| Chloroethane | 10.2 | | ug/L | 10.0 | | 102 | 60-124 | | | | | | |
| Chloroform | 9.70 | | " | 10.0 | | 97.0 | 82-119 | | | | | | |
| Chloromethane | 10.0 | | " | 10.0 | | 100 | 42-126 | | | | | | |
| cis-1,2-Dichloroethylene | 10.7 | | " | 10.0 | | 107 | 79-116 | | | | | | |
| cis-1,3-Dichloropropylene | 8.90 | | " | 10.0 | | 89.0 | 85-134 | | | | | | |
| Dibromochloromethane | 8.13 | | " | 10.0 | | 81.3 | 74-151 | | | | | | |
| Dibromomethane | 8.94 | | " | 10.0 | | 89.4 | 74-128 | | | | | | |
| Dichlorodifluoromethane | 6.64 | | " | 10.0 | | 66.4 | 10-146 | | | | | | |
| Ethyl Benzene | 10.2 | | " | 10.0 | | 102 | 85-125 | | | | | | |
| Hexachlorobutadiene | 8.29 | | " | 10.0 | | 82.9 | 69-131 | | | | | | |
| Isopropylbenzene | 10.6 | | " | 10.0 | | 106 | 71-128 | | | | | | |
| Methyl tert-butyl ether (MTBE) | 5.94 | | " | 10.0 | | 59.4 | 51-134 | | | | | | |
| Methylene chloride | 10.3 | | " | 10.0 | | 103 | 76-122 | | | | | | |
| Naphthalene | 9.00 | | " | 10.0 | | 90.0 | 72-127 | | | | | | |
| n-Butylbenzene | 10.2 | | " | 10.0 | | 102 | 69-127 | | | | | | |
| n-Propylbenzene | 11.0 | | " | 10.0 | | 110 | 70-129 | | | | | | |
| o-Xylene | 9.81 | | " | 10.0 | | 98.1 | 83-117 | | | | | | |
| p- & m- Xylenes | 21.6 | | " | 20.0 | | 108 | 80-126 | | | | | | |
| p-Isopropyltoluene | 9.95 | | " | 10.0 | | 99.5 | 74-130 | | | | | | |
| sec-Butylbenzene | 10.6 | | " | 10.0 | | 106 | 72-132 | | | | | | |
| Styrene | 9.71 | | " | 10.0 | | 97.1 | 62-160 | | | | | | |
| tert-Butylbenzene | 9.30 | | " | 10.0 | | 93.0 | 75-129 | | | | | | |
| Tetrachloroethylene | 8.91 | | " | 10.0 | | 89.1 | 67-118 | | | | | | |
| Toluene | 10.4 | | " | 10.0 | | 104 | 82-118 | | | | | | |
| trans-1,2-Dichloroethylene | 10.1 | | " | 10.0 | | 101 | 76-119 | | | | | | |
| trans-1,3-Dichloropropylene | 8.17 | | " | 10.0 | | 81.7 | 80-137 | | | | | | |
| Trichloroethylene | 9.72 | | " | 10.0 | | 97.2 | 71-122 | | | | | | |
| Trichlorofluoromethane | 9.15 | | " | 10.0 | | 91.5 | 67-130 | | | | | | |
| Vinyl Chloride | 10.3 | | " | 10.0 | | 103 | 49-125 | | | | | | |
| <i>Surrogate: 1,2-Dichloroethane-d4</i> | <i>7.57</i> | | <i>"</i> | <i>10.0</i> | | <i>75.7</i> | <i>79-133</i> | | | | | | |
| <i>Surrogate: p-Bromofluorobenzene</i> | <i>9.78</i> | | <i>"</i> | <i>10.0</i> | | <i>97.8</i> | <i>65-133</i> | | | | | | |
| <i>Surrogate: Toluene-d8</i> | <i>9.84</i> | | <i>"</i> | <i>10.0</i> | | <i>98.4</i> | <i>80-123</i> | | | | | | |



Volatile Organic Compounds by GC/MS - Quality Control Data

York Analytical Laboratories, Inc.

| Analyte | Result | Reporting | Spike | Source* | %REC | %REC | Flag | RPD | | |
|---|--------|-----------|-------|---------|------|--------|------|-------|-------|--------|
| | | Limit | | | | | | Units | Level | Result |
| Batch BL30246 - EPA 5030B | | | | | | | | | | |
| LCS Dup (BL30246-BSD1) | | | | | | | | | | |
| Prepared & Analyzed: 12/04/2013 | | | | | | | | | | |
| 1,1,1,2-Tetrachloroethane | 9.06 | | ug/L | 10.0 | 90.6 | 84-127 | | 3.03 | 30 | |
| 1,1,1-Trichloroethane | 9.81 | | " | 10.0 | 98.1 | 80-131 | | 4.16 | 30 | |
| 1,1,2,2-Tetrachloroethane | 10.1 | | " | 10.0 | 101 | 76-120 | | 0.892 | 30 | |
| 1,1,2-Trichloro-1,2,2-trifluoroethane (Freon 113) | 10.6 | | " | 10.0 | 106 | 70-133 | | 4.41 | 30 | |
| 1,1,2-Trichloroethane | 9.46 | | " | 10.0 | 94.6 | 73-124 | | 0.527 | 30 | |
| 1,1-Dichloroethane | 10.5 | | " | 10.0 | 105 | 79-123 | | 0.854 | 30 | |
| 1,1-Dichloroethylene | 9.91 | | " | 10.0 | 99.1 | 71-123 | | 1.53 | 30 | |
| 1,1-Dichloropropylene | 9.95 | | " | 10.0 | 99.5 | 73-117 | | 3.16 | 30 | |
| 1,2,3-Trichlorobenzene | 8.23 | | " | 10.0 | 82.3 | 78-117 | | 7.04 | 30 | |
| 1,2,3-Trichloropropane | 8.74 | | " | 10.0 | 87.4 | 68-119 | | 3.02 | 30 | |
| 1,2,4-Trichlorobenzene | 8.45 | | " | 10.0 | 84.5 | 78-117 | | 4.97 | 30 | |
| 1,2,4-Trimethylbenzene | 10.6 | | " | 10.0 | 106 | 68-134 | | 4.06 | 30 | |
| 1,2-Dibromo-3-chloropropane | 7.75 | | " | 10.0 | 77.5 | 73-129 | | 3.92 | 30 | |
| 1,2-Dibromoethane | 8.47 | | " | 10.0 | 84.7 | 73-139 | | 2.45 | 30 | |
| 1,2-Dichlorobenzene | 9.56 | | " | 10.0 | 95.6 | 83-110 | | 0.735 | 30 | |
| 1,2-Dichloroethane | 8.21 | | " | 10.0 | 82.1 | 81-120 | | 1.69 | 30 | |
| 1,2-Dichloropropane | 9.99 | | " | 10.0 | 99.9 | 76-120 | | 2.12 | 30 | |
| 1,3,5-Trimethylbenzene | 10.7 | | " | 10.0 | 107 | 74-121 | | 7.59 | 30 | |
| 1,3-Dichlorobenzene | 9.85 | | " | 10.0 | 98.5 | 82-112 | | 2.05 | 30 | |
| 1,3-Dichloropropane | 9.01 | | " | 10.0 | 90.1 | 77-122 | | 2.30 | 30 | |
| 1,4-Dichlorobenzene | 9.74 | | " | 10.0 | 97.4 | 83-110 | | 5.38 | 30 | |
| 2,2-Dichloropropane | 7.86 | | " | 10.0 | 78.6 | 50-163 | | 3.36 | 30 | |
| 2-Chlorotoluene | 11.2 | | " | 10.0 | 112 | 74-115 | | 6.18 | 30 | |
| 2-Hexanone | 7.88 | | " | 10.0 | 78.8 | 65-130 | | 11.7 | 30 | |
| 4-Chlorotoluene | 11.0 | | " | 10.0 | 110 | 77-119 | | 5.49 | 30 | |
| Acetone | 9.67 | | " | 10.0 | 96.7 | 54-129 | | 1.64 | 30 | |
| Benzene | 11.2 | | " | 10.0 | 112 | 77-122 | | 3.27 | 30 | |
| Bromobenzene | 10.5 | | " | 10.0 | 105 | 76-114 | | 3.99 | 30 | |
| Bromochloromethane | 10.8 | | " | 10.0 | 108 | 73-125 | | 0.921 | 30 | |
| Bromodichloromethane | 9.23 | | " | 10.0 | 92.3 | 83-120 | | 3.53 | 30 | |
| Bromoform | 8.06 | | " | 10.0 | 80.6 | 72-139 | | 0.747 | 30 | |
| Bromomethane | 9.17 | | " | 10.0 | 91.7 | 52-128 | | 7.94 | 30 | |
| Carbon tetrachloride | 9.15 | | " | 10.0 | 91.5 | 66-152 | | 1.65 | 30 | |
| Chlorobenzene | 10.0 | | " | 10.0 | 100 | 85-113 | | 3.13 | 30 | |
| Chloroethane | 10.6 | | " | 10.0 | 106 | 60-124 | | 4.23 | 30 | |
| Chloroform | 9.94 | | " | 10.0 | 99.4 | 82-119 | | 2.44 | 30 | |
| Chloromethane | 10.1 | | " | 10.0 | 101 | 42-126 | | 1.09 | 30 | |
| cis-1,2-Dichloroethylene | 10.9 | | " | 10.0 | 109 | 79-116 | | 1.48 | 30 | |
| cis-1,3-Dichloropropylene | 9.35 | | " | 10.0 | 93.5 | 85-134 | | 4.93 | 30 | |
| Dibromochloromethane | 8.26 | | " | 10.0 | 82.6 | 74-151 | | 1.59 | 30 | |
| Dibromomethane | 8.84 | | " | 10.0 | 88.4 | 74-128 | | 1.12 | 30 | |
| Dichlorodifluoromethane | 6.67 | | " | 10.0 | 66.7 | 10-146 | | 0.451 | 30 | |
| Ethyl Benzene | 10.7 | | " | 10.0 | 107 | 85-125 | | 4.90 | 30 | |
| Hexachlorobutadiene | 8.82 | | " | 10.0 | 88.2 | 69-131 | | 6.20 | 30 | |
| Isopropylbenzene | 11.5 | | " | 10.0 | 115 | 71-128 | | 8.05 | 30 | |
| Methyl tert-butyl ether (MTBE) | 5.98 | | " | 10.0 | 59.8 | 51-134 | | 0.671 | 30 | |
| Methylene chloride | 10.5 | | " | 10.0 | 105 | 76-122 | | 2.11 | 30 | |
| Naphthalene | 8.86 | | " | 10.0 | 88.6 | 72-127 | | 1.57 | 30 | |
| n-Butylbenzene | 10.8 | | " | 10.0 | 108 | 69-127 | | 5.15 | 30 | |
| n-Propylbenzene | 11.9 | | " | 10.0 | 119 | 70-129 | | 7.87 | 30 | |
| o-Xylene | 10.2 | | " | 10.0 | 102 | 83-117 | | 3.41 | 30 | |



Volatile Organic Compounds by GC/MS - Quality Control Data

York Analytical Laboratories, Inc.

| Analyte | Result | Reporting | Units | Spike | Source* | %REC | %REC | Limits | Flag | RPD | Flag |
|---------|--------|-----------|-------|-------|---------|------|------|--------|------|-----|------|
| | | Limit | | | Result | | | | | RPD | |

Batch BL30246 - EPA 5030B

LCS Dup (BL30246-BSD1)

Prepared & Analyzed: 12/04/2013


| | | | | | | | | | | | |
|---|------|--|------|------|--|------|--------|--|--|------|----|
| p- & m- Xylenes | 22.6 | | ug/L | 20.0 | | 113 | 80-126 | | | 4.49 | 30 |
| p-Isopropyltoluene | 10.4 | | " | 10.0 | | 104 | 74-130 | | | 4.52 | 30 |
| sec-Butylbenzene | 11.2 | | " | 10.0 | | 112 | 72-132 | | | 4.96 | 30 |
| Styrene | 9.99 | | " | 10.0 | | 99.9 | 62-160 | | | 2.84 | 30 |
| tert-Butylbenzene | 9.86 | | " | 10.0 | | 98.6 | 75-129 | | | 5.85 | 30 |
| Tetrachloroethylene | 9.11 | | " | 10.0 | | 91.1 | 67-118 | | | 2.22 | 30 |
| Toluene | 10.9 | | " | 10.0 | | 109 | 82-118 | | | 4.68 | 30 |
| trans-1,2-Dichloroethylene | 10.4 | | " | 10.0 | | 104 | 76-119 | | | 2.34 | 30 |
| trans-1,3-Dichloropropylene | 8.52 | | " | 10.0 | | 85.2 | 80-137 | | | 4.19 | 30 |
| Trichloroethylene | 10.4 | | " | 10.0 | | 104 | 71-122 | | | 6.47 | 30 |
| Trichlorofluoromethane | 9.42 | | " | 10.0 | | 94.2 | 67-130 | | | 2.91 | 30 |
| Vinyl Chloride | 10.5 | | " | 10.0 | | 105 | 49-125 | | | 2.21 | 30 |
| <i>Surrogate: 1,2-Dichloroethane-d4</i> | 7.33 | | " | 10.0 | | 73.3 | 79-133 | | | | |
| <i>Surrogate: p-Bromofluorobenzene</i> | 9.90 | | " | 10.0 | | 99.0 | 65-133 | | | | |
| <i>Surrogate: Toluene-d8</i> | 9.93 | | " | 10.0 | | 99.3 | 80-123 | | | | |

Batch BL30498 - EPA 5030B

Blank (BL30498-BLK1)

Prepared & Analyzed: 12/09/2013

| | | | | | | | | | | | |
|---|-----|------|------|--|--|--|--|--|--|--|--|
| 1,1,1,2-Tetrachloroethane | ND | 0.50 | ug/L | | | | | | | | |
| 1,1,1-Trichloroethane | ND | 0.50 | " | | | | | | | | |
| 1,1,2,2-Tetrachloroethane | ND | 0.50 | " | | | | | | | | |
| 1,1,2-Trichloro-1,2,2-trifluoroethane (Freon 113) | ND | 0.50 | " | | | | | | | | |
| 1,1,2-Trichloroethane | ND | 0.50 | " | | | | | | | | |
| 1,1-Dichloroethane | ND | 0.50 | " | | | | | | | | |
| 1,1-Dichloroethylene | ND | 0.50 | " | | | | | | | | |
| 1,1-Dichloropropylene | ND | 0.50 | " | | | | | | | | |
| 1,2,3-Trichlorobenzene | ND | 0.50 | " | | | | | | | | |
| 1,2,3-Trichloropropane | ND | 0.50 | " | | | | | | | | |
| 1,2,4-Trichlorobenzene | ND | 0.50 | " | | | | | | | | |
| 1,2,4-Trimethylbenzene | ND | 0.50 | " | | | | | | | | |
| 1,2-Dibromo-3-chloropropane | ND | 0.50 | " | | | | | | | | |
| 1,2-Dibromoethane | ND | 0.50 | " | | | | | | | | |
| 1,2-Dichlorobenzene | ND | 0.50 | " | | | | | | | | |
| 1,2-Dichloroethane | ND | 0.50 | " | | | | | | | | |
| 1,2-Dichloropropane | ND | 0.50 | " | | | | | | | | |
| 1,3,5-Trimethylbenzene | ND | 0.50 | " | | | | | | | | |
| 1,3-Dichlorobenzene | ND | 0.50 | " | | | | | | | | |
| 1,3-Dichloropropane | ND | 0.50 | " | | | | | | | | |
| 1,4-Dichlorobenzene | ND | 0.50 | " | | | | | | | | |
| 2,2-Dichloropropane | ND | 0.50 | " | | | | | | | | |
| 2-Chlorotoluene | ND | 0.50 | " | | | | | | | | |
| 2-Hexanone | ND | 0.50 | " | | | | | | | | |
| 4-Chlorotoluene | ND | 0.50 | " | | | | | | | | |
| Acetone | 1.6 | 2.0 | " | | | | | | | | |
| Benzene | ND | 0.50 | " | | | | | | | | |
| Bromobenzene | ND | 0.50 | " | | | | | | | | |
| Bromochloromethane | ND | 0.50 | " | | | | | | | | |
| Bromodichloromethane | ND | 0.50 | " | | | | | | | | |
| Bromoform | ND | 0.50 | " | | | | | | | | |
| Bromomethane | ND | 0.50 | " | | | | | | | | |
| Carbon tetrachloride | ND | 0.50 | " | | | | | | | | |



Volatile Organic Compounds by GC/MS - Quality Control Data

York Analytical Laboratories, Inc.

| Analyte | Result | Reporting | Units | Spike | Source* | %REC | Flag | RPD | RPD | Limit | Flag |
|---------|--------|-----------|-------|-------|---------|--------|------|-------|-----|-------|------|
| | | Limit | | Level | Result | Limits | | Limit | | | |

Batch BL30498 - EPA 5030B

Blank (BL30498-BLK1)

Prepared & Analyzed: 12/09/2013

| | | | | | | | | | | | |
|---|-------------|------|----------|-------------|--|-------------|--|---------------|--|--|--|
| Chlorobenzene | ND | 0.50 | ug/L | | | | | | | | |
| Chloroethane | ND | 0.50 | " | | | | | | | | |
| Chloroform | ND | 0.50 | " | | | | | | | | |
| Chloromethane | ND | 0.50 | " | | | | | | | | |
| cis-1,2-Dichloroethylene | ND | 0.50 | " | | | | | | | | |
| cis-1,3-Dichloropropylene | ND | 0.50 | " | | | | | | | | |
| Dibromochloromethane | ND | 0.50 | " | | | | | | | | |
| Dibromomethane | ND | 0.50 | " | | | | | | | | |
| Dichlorodifluoromethane | ND | 0.50 | " | | | | | | | | |
| Ethyl Benzene | ND | 0.50 | " | | | | | | | | |
| Hexachlorobutadiene | ND | 0.50 | " | | | | | | | | |
| Isopropylbenzene | ND | 0.50 | " | | | | | | | | |
| Methyl tert-butyl ether (MTBE) | ND | 0.50 | " | | | | | | | | |
| Methylene chloride | ND | 2.0 | " | | | | | | | | |
| Naphthalene | ND | 2.0 | " | | | | | | | | |
| n-Butylbenzene | ND | 0.50 | " | | | | | | | | |
| n-Propylbenzene | ND | 0.50 | " | | | | | | | | |
| o-Xylene | ND | 0.50 | " | | | | | | | | |
| p- & m- Xylenes | ND | 1.0 | " | | | | | | | | |
| p-Isopropyltoluene | ND | 0.50 | " | | | | | | | | |
| sec-Butylbenzene | ND | 0.50 | " | | | | | | | | |
| Styrene | ND | 0.50 | " | | | | | | | | |
| tert-Butylbenzene | ND | 0.50 | " | | | | | | | | |
| Tetrachloroethylene | ND | 0.50 | " | | | | | | | | |
| Toluene | ND | 0.50 | " | | | | | | | | |
| trans-1,2-Dichloroethylene | ND | 0.50 | " | | | | | | | | |
| trans-1,3-Dichloropropylene | ND | 0.50 | " | | | | | | | | |
| Trichloroethylene | ND | 0.50 | " | | | | | | | | |
| Trichlorofluoromethane | ND | 0.50 | " | | | | | | | | |
| Vinyl Chloride | ND | 0.50 | " | | | | | | | | |
| Xylenes, Total | ND | 1.5 | " | | | | | | | | |
| <hr/> | | | | | | | | | | | |
| <i>Surrogate: 1,2-Dichloroethane-d4</i> | <i>10.1</i> | | <i>"</i> | <i>10.0</i> | | <i>101</i> | | <i>79-133</i> | | | |
| <i>Surrogate: p-Bromofluorobenzene</i> | <i>9.07</i> | | <i>"</i> | <i>10.0</i> | | <i>90.7</i> | | <i>65-133</i> | | | |
| <i>Surrogate: Toluene-d8</i> | <i>9.88</i> | | <i>"</i> | <i>10.0</i> | | <i>98.8</i> | | <i>80-123</i> | | | |



Volatile Organic Compounds by GC/MS - Quality Control Data

York Analytical Laboratories, Inc.

| Analyte | Result | Reporting | Spike | Source* | %REC | %REC | Limits | Flag | RPD | RPD | |
|---------|--------|-----------|-------|---------|------|------|--------|------|-----|-------|-------|
| | | Limit | | | | | | | | Units | Level |

Batch BL30498 - EPA 5030B

LCS (BL30498-BS1)

Prepared & Analyzed: 12/09/2013

| | | | | | | | | | | | |
|---|------|--|------|------|--|------|--------|--|--|--|--|
| 1,1,1,2-Tetrachloroethane | 9.17 | | ug/L | 10.0 | | 91.7 | 84-127 | | | | |
| 1,1,1-Trichloroethane | 11.2 | | " | 10.0 | | 112 | 80-131 | | | | |
| 1,1,2,2-Tetrachloroethane | 8.56 | | " | 10.0 | | 85.6 | 76-120 | | | | |
| 1,1,2-Trichloro-1,2,2-trifluoroethane (Freon 113) | 11.5 | | " | 10.0 | | 115 | 70-133 | | | | |
| 1,1,2-Trichloroethane | 8.80 | | " | 10.0 | | 88.0 | 73-124 | | | | |
| 1,1-Dichloroethane | 11.6 | | " | 10.0 | | 116 | 79-123 | | | | |
| 1,1-Dichloroethylene | 11.1 | | " | 10.0 | | 111 | 71-123 | | | | |
| 1,1-Dichloropropylene | 11.2 | | " | 10.0 | | 112 | 73-117 | | | | |
| 1,2,3-Trichlorobenzene | 8.75 | | " | 10.0 | | 87.5 | 78-117 | | | | |
| 1,2,3-Trichloropropane | 8.21 | | " | 10.0 | | 82.1 | 68-119 | | | | |
| 1,2,4-Trichlorobenzene | 8.87 | | " | 10.0 | | 88.7 | 78-117 | | | | |
| 1,2,4-Trimethylbenzene | 10.3 | | " | 10.0 | | 103 | 68-134 | | | | |
| 1,2-Dibromo-3-chloropropane | 8.03 | | " | 10.0 | | 80.3 | 73-129 | | | | |
| 1,2-Dibromoethane | 8.71 | | " | 10.0 | | 87.1 | 73-139 | | | | |
| 1,2-Dichlorobenzene | 9.46 | | " | 10.0 | | 94.6 | 83-110 | | | | |
| 1,2-Dichloroethane | 9.57 | | " | 10.0 | | 95.7 | 81-120 | | | | |
| 1,2-Dichloropropane | 9.14 | | " | 10.0 | | 91.4 | 76-120 | | | | |
| 1,3,5-Trimethylbenzene | 10.0 | | " | 10.0 | | 100 | 74-121 | | | | |
| 1,3-Dichlorobenzene | 9.90 | | " | 10.0 | | 99.0 | 82-112 | | | | |
| 1,3-Dichloropropane | 8.80 | | " | 10.0 | | 88.0 | 77-122 | | | | |
| 1,4-Dichlorobenzene | 9.61 | | " | 10.0 | | 96.1 | 83-110 | | | | |
| 2,2-Dichloropropane | 11.1 | | " | 10.0 | | 111 | 50-163 | | | | |
| 2-Chlorotoluene | 10.3 | | " | 10.0 | | 103 | 74-115 | | | | |
| 2-Hexanone | 7.65 | | " | 10.0 | | 76.5 | 65-130 | | | | |
| 4-Chlorotoluene | 10.1 | | " | 10.0 | | 101 | 77-119 | | | | |
| Acetone | 9.30 | | " | 10.0 | | 93.0 | 54-129 | | | | |
| Benzene | 11.4 | | " | 10.0 | | 114 | 77-122 | | | | |
| Bromobenzene | 9.43 | | " | 10.0 | | 94.3 | 76-114 | | | | |
| Bromochloromethane | 11.6 | | " | 10.0 | | 116 | 73-125 | | | | |
| Bromodichloromethane | 9.35 | | " | 10.0 | | 93.5 | 83-120 | | | | |
| Bromoform | 8.00 | | " | 10.0 | | 80.0 | 72-139 | | | | |
| Bromomethane | 10.5 | | " | 10.0 | | 105 | 52-128 | | | | |
| Carbon tetrachloride | 11.1 | | " | 10.0 | | 111 | 66-152 | | | | |
| Chlorobenzene | 9.83 | | " | 10.0 | | 98.3 | 85-113 | | | | |
| Chloroethane | 11.8 | | " | 10.0 | | 118 | 60-124 | | | | |
| Chloroform | 10.8 | | " | 10.0 | | 108 | 82-119 | | | | |
| Chloromethane | 11.2 | | " | 10.0 | | 112 | 42-126 | | | | |
| cis-1,2-Dichloroethylene | 11.3 | | " | 10.0 | | 113 | 79-116 | | | | |
| cis-1,3-Dichloropropylene | 9.24 | | " | 10.0 | | 92.4 | 85-134 | | | | |
| Dibromochloromethane | 8.81 | | " | 10.0 | | 88.1 | 74-151 | | | | |
| Dibromomethane | 8.44 | | " | 10.0 | | 84.4 | 74-128 | | | | |
| Dichlorodifluoromethane | 10.5 | | " | 10.0 | | 105 | 10-146 | | | | |
| Ethyl Benzene | 10.2 | | " | 10.0 | | 102 | 85-125 | | | | |
| Hexachlorobutadiene | 9.85 | | " | 10.0 | | 98.5 | 69-131 | | | | |
| Isopropylbenzene | 10.3 | | " | 10.0 | | 103 | 71-128 | | | | |
| Methyl tert-butyl ether (MTBE) | 8.49 | | " | 10.0 | | 84.9 | 51-134 | | | | |
| Methylene chloride | 10.9 | | " | 10.0 | | 109 | 76-122 | | | | |
| Naphthalene | 9.37 | | " | 10.0 | | 93.7 | 72-127 | | | | |
| n-Butylbenzene | 10.5 | | " | 10.0 | | 105 | 69-127 | | | | |
| n-Propylbenzene | 10.6 | | " | 10.0 | | 106 | 70-129 | | | | |
| o-Xylene | 9.90 | | " | 10.0 | | 99.0 | 83-117 | | | | |



Volatile Organic Compounds by GC/MS - Quality Control Data

York Analytical Laboratories, Inc.

| Analyte | Result | Reporting Limit | Units | Spike Level | Source* Result | %REC | %REC Limits | Flag | RPD | RPD Limit | Flag |
|---------|--------|-----------------|-------|-------------|----------------|------|-------------|------|-----|-----------|------|
|---------|--------|-----------------|-------|-------------|----------------|------|-------------|------|-----|-----------|------|

Batch BL30498 - EPA 5030B

LCS (BL30498-BS1)

Prepared & Analyzed: 12/09/2013

| | | | | | | | | | | | |
|----------------------------------|------|--|------|------|--|------|--------|--|--|--|--|
| p- & m- Xylenes | 21.8 | | ug/L | 20.0 | | 109 | 80-126 | | | | |
| p-Isopropyltoluene | 10.2 | | " | 10.0 | | 102 | 74-130 | | | | |
| sec-Butylbenzene | 10.4 | | " | 10.0 | | 104 | 72-132 | | | | |
| Styrene | 9.75 | | " | 10.0 | | 97.5 | 62-160 | | | | |
| tert-Butylbenzene | 10.3 | | " | 10.0 | | 103 | 75-129 | | | | |
| Tetrachloroethylene | 9.96 | | " | 10.0 | | 99.6 | 67-118 | | | | |
| Toluene | 10.1 | | " | 10.0 | | 101 | 82-118 | | | | |
| trans-1,2-Dichloroethylene | 11.1 | | " | 10.0 | | 111 | 76-119 | | | | |
| trans-1,3-Dichloropropylene | 9.09 | | " | 10.0 | | 90.9 | 80-137 | | | | |
| Trichloroethylene | 10.2 | | " | 10.0 | | 102 | 71-122 | | | | |
| Trichlorofluoromethane | 11.2 | | " | 10.0 | | 112 | 67-130 | | | | |
| Vinyl Chloride | 12.2 | | " | 10.0 | | 122 | 49-125 | | | | |
| Surrogate: 1,2-Dichloroethane-d4 | 8.63 | | " | 10.0 | | 86.3 | 79-133 | | | | |
| Surrogate: p-Bromofluorobenzene | 9.48 | | " | 10.0 | | 94.8 | 65-133 | | | | |
| Surrogate: Toluene-d8 | 9.68 | | " | 10.0 | | 96.8 | 80-123 | | | | |

LCS Dup (BL30498-BSD1)

Prepared & Analyzed: 12/09/2013

| | | | | | | | | | | | |
|---|------|--|------|------|--|------|--------|-----------|-------|----|--|
| 1,1,1,2-Tetrachloroethane | 9.39 | | ug/L | 10.0 | | 93.9 | 84-127 | | 2.37 | 30 | |
| 1,1,1-Trichloroethane | 11.3 | | " | 10.0 | | 113 | 80-131 | | 0.710 | 30 | |
| 1,1,2,2-Tetrachloroethane | 9.13 | | " | 10.0 | | 91.3 | 76-120 | | 6.44 | 30 | |
| 1,1,2-Trichloro-1,2,2-trifluoroethane (Freon 113) | 12.0 | | " | 10.0 | | 120 | 70-133 | | 4.18 | 30 | |
| 1,1,2-Trichloroethane | 9.34 | | " | 10.0 | | 93.4 | 73-124 | | 5.95 | 30 | |
| 1,1-Dichloroethane | 11.2 | | " | 10.0 | | 112 | 79-123 | | 3.07 | 30 | |
| 1,1-Dichloroethylene | 10.9 | | " | 10.0 | | 109 | 71-123 | | 2.00 | 30 | |
| 1,1-Dichloropropylene | 10.8 | | " | 10.0 | | 108 | 73-117 | | 3.73 | 30 | |
| 1,2,3-Trichlorobenzene | 8.27 | | " | 10.0 | | 82.7 | 78-117 | | 5.64 | 30 | |
| 1,2,3-Trichloropropane | 8.39 | | " | 10.0 | | 83.9 | 68-119 | | 2.17 | 30 | |
| 1,2,4-Trichlorobenzene | 8.72 | | " | 10.0 | | 87.2 | 78-117 | | 1.71 | 30 | |
| 1,2,4-Trimethylbenzene | 9.86 | | " | 10.0 | | 98.6 | 68-134 | | 4.07 | 30 | |
| 1,2-Dibromo-3-chloropropane | 7.99 | | " | 10.0 | | 79.9 | 73-129 | | 0.499 | 30 | |
| 1,2-Dibromoethane | 9.09 | | " | 10.0 | | 90.9 | 73-139 | | 4.27 | 30 | |
| 1,2-Dichlorobenzene | 9.38 | | " | 10.0 | | 93.8 | 83-110 | | 0.849 | 30 | |
| 1,2-Dichloroethane | 9.74 | | " | 10.0 | | 97.4 | 81-120 | | 1.76 | 30 | |
| 1,2-Dichloropropane | 9.24 | | " | 10.0 | | 92.4 | 76-120 | | 1.09 | 30 | |
| 1,3,5-Trimethylbenzene | 9.84 | | " | 10.0 | | 98.4 | 74-121 | | 1.71 | 30 | |
| 1,3-Dichlorobenzene | 9.44 | | " | 10.0 | | 94.4 | 82-112 | | 4.76 | 30 | |
| 1,3-Dichloropropane | 9.12 | | " | 10.0 | | 91.2 | 77-122 | | 3.57 | 30 | |
| 1,4-Dichlorobenzene | 9.41 | | " | 10.0 | | 94.1 | 83-110 | | 2.10 | 30 | |
| 2,2-Dichloropropane | 11.0 | | " | 10.0 | | 110 | 50-163 | | 1.27 | 30 | |
| 2-Chlorotoluene | 10.1 | | " | 10.0 | | 101 | 74-115 | | 1.97 | 30 | |
| 2-Hexanone | 7.95 | | " | 10.0 | | 79.5 | 65-130 | | 3.85 | 30 | |
| 4-Chlorotoluene | 10.1 | | " | 10.0 | | 101 | 77-119 | | 0.297 | 30 | |
| Acetone | 9.21 | | " | 10.0 | | 92.1 | 54-129 | | 0.972 | 30 | |
| Benzene | 11.2 | | " | 10.0 | | 112 | 77-122 | | 1.85 | 30 | |
| Bromobenzene | 9.44 | | " | 10.0 | | 94.4 | 76-114 | | 0.106 | 30 | |
| Bromochloromethane | 12.9 | | " | 10.0 | | 129 | 73-125 | High Bias | 10.8 | 30 | |
| Bromodichloromethane | 9.41 | | " | 10.0 | | 94.1 | 83-120 | | 0.640 | 30 | |
| Bromoform | 8.16 | | " | 10.0 | | 81.6 | 72-139 | | 1.98 | 30 | |
| Bromomethane | 11.2 | | " | 10.0 | | 112 | 52-128 | | 5.99 | 30 | |
| Carbon tetrachloride | 10.7 | | " | 10.0 | | 107 | 66-152 | | 3.58 | 30 | |
| Chlorobenzene | 9.80 | | " | 10.0 | | 98.0 | 85-113 | | 0.306 | 30 | |
| Chloroethane | 11.9 | | " | 10.0 | | 119 | 60-124 | | 0.761 | 30 | |



Volatile Organic Compounds by GC/MS - Quality Control Data

York Analytical Laboratories, Inc.

| Analyte | Result | Reporting | Units | Spike | Source* | %REC | %REC | Limits | Flag | RPD | RPD | Limit | Flag |
|---------|--------|-----------|-------|-------|---------|------|------|--------|------|-------|-----|-------|------|
| | | Limit | | | Result | | | | | Limit | | | |

Batch BL30498 - EPA 5030B

LCS Dup (BL30498-BSD1)

Prepared & Analyzed: 12/09/2013

| | | | | | | | | | | | | | |
|---|------|--|------|------|--|------|--------|--|--|--------|----|--|--|
| Chloroform | 10.8 | | ug/L | 10.0 | | 108 | 82-119 | | | 0.185 | 30 | | |
| Chloromethane | 11.8 | | " | 10.0 | | 118 | 42-126 | | | 5.06 | 30 | | |
| cis-1,2-Dichloroethylene | 11.5 | | " | 10.0 | | 115 | 79-116 | | | 1.40 | 30 | | |
| cis-1,3-Dichloropropylene | 9.53 | | " | 10.0 | | 95.3 | 85-134 | | | 3.09 | 30 | | |
| Dibromochloromethane | 8.82 | | " | 10.0 | | 88.2 | 74-151 | | | 0.113 | 30 | | |
| Dibromomethane | 8.91 | | " | 10.0 | | 89.1 | 74-128 | | | 5.42 | 30 | | |
| Dichlorodifluoromethane | 10.7 | | " | 10.0 | | 107 | 10-146 | | | 1.60 | 30 | | |
| Ethyl Benzene | 10.1 | | " | 10.0 | | 101 | 85-125 | | | 0.689 | 30 | | |
| Hexachlorobutadiene | 9.05 | | " | 10.0 | | 90.5 | 69-131 | | | 8.47 | 30 | | |
| Isopropylbenzene | 10.2 | | " | 10.0 | | 102 | 71-128 | | | 1.37 | 30 | | |
| Methyl tert-butyl ether (MTBE) | 8.63 | | " | 10.0 | | 86.3 | 51-134 | | | 1.64 | 30 | | |
| Methylene chloride | 11.2 | | " | 10.0 | | 112 | 76-122 | | | 2.36 | 30 | | |
| Naphthalene | 9.09 | | " | 10.0 | | 90.9 | 72-127 | | | 3.03 | 30 | | |
| n-Butylbenzene | 10.2 | | " | 10.0 | | 102 | 69-127 | | | 3.57 | 30 | | |
| n-Propylbenzene | 10.3 | | " | 10.0 | | 103 | 70-129 | | | 3.06 | 30 | | |
| o-Xylene | 10.1 | | " | 10.0 | | 101 | 83-117 | | | 2.40 | 30 | | |
| p- & m- Xylenes | 21.9 | | " | 20.0 | | 110 | 80-126 | | | 0.366 | 30 | | |
| p-Isopropyltoluene | 9.79 | | " | 10.0 | | 97.9 | 74-130 | | | 3.81 | 30 | | |
| sec-Butylbenzene | 10.2 | | " | 10.0 | | 102 | 72-132 | | | 1.84 | 30 | | |
| Styrene | 9.80 | | " | 10.0 | | 98.0 | 62-160 | | | 0.512 | 30 | | |
| tert-Butylbenzene | 10.1 | | " | 10.0 | | 101 | 75-129 | | | 2.15 | 30 | | |
| Tetrachloroethylene | 9.80 | | " | 10.0 | | 98.0 | 67-118 | | | 1.62 | 30 | | |
| Toluene | 10.3 | | " | 10.0 | | 103 | 82-118 | | | 1.86 | 30 | | |
| trans-1,2-Dichloroethylene | 11.1 | | " | 10.0 | | 111 | 76-119 | | | 0.0901 | 30 | | |
| trans-1,3-Dichloropropylene | 9.37 | | " | 10.0 | | 93.7 | 80-137 | | | 3.03 | 30 | | |
| Trichloroethylene | 10.1 | | " | 10.0 | | 101 | 71-122 | | | 0.789 | 30 | | |
| Trichlorofluoromethane | 11.5 | | " | 10.0 | | 115 | 67-130 | | | 2.56 | 30 | | |
| Vinyl Chloride | 12.1 | | " | 10.0 | | 121 | 49-125 | | | 0.907 | 30 | | |
| <i>Surrogate: 1,2-Dichloroethane-d4</i> | 9.32 | | " | 10.0 | | 93.2 | 79-133 | | | | | | |
| <i>Surrogate: p-Bromofluorobenzene</i> | 9.68 | | " | 10.0 | | 96.8 | 65-133 | | | | | | |
| <i>Surrogate: Toluene-d8</i> | 9.95 | | " | 10.0 | | 99.5 | 80-123 | | | | | | |



Volatile Analysis Sample Containers

| Lab ID | Client Sample ID | Volatile Sample Container |
|------------|---------------------|---|
| 13K1038-01 | GWQ112613:1030FRW-1 | 40mL Clear Vial (pre-pres.) HCl; Cool to 4° C |
| 13K1038-02 | GWQ112613:1035FRW-2 | 40mL Clear Vial (pre-pres.) HCl; Cool to 4° C |
| 13K1038-03 | GWQ112613:1040FRW-3 | 40mL Clear Vial (pre-pres.) HCl; Cool to 4° C |
| 13K1038-04 | GWQ112613:1045FRW-4 | 40mL Clear Vial (pre-pres.) HCl; Cool to 4° C |

Notes and Definitions

| | |
|-------|---|
| S-08 | The recovery for this surrogate was outside of QC limits. |
| QL-02 | This LCS analyte is outside Laboratory Recovery limits due the analyte behavior using the referenced method. The reference method has certain limitations with respect to analytes of this nature. |
| J | Detected below the Reporting Limit but greater than or equal to the Method Detection Limit (MDL/LOD) or in the case of a TIC, the result is an estimated concentration. |
| CCV-E | The value reported is ESTIMATED. The value is estimated due to its behavior during continuing calibration verification (>20% Difference for average Rf or >20% Drift for quadratic fit). |
| B | Analyte is found in the associated analysis batch blank. For volatiles, methylene chloride and acetone are common lab contaminants. Data users should consider anything <10x the blank value as artifact. |

ND Analyte NOT DETECTED at the stated Reporting Limit (RL) or above.

RL REPORTING LIMIT - the minimum reportable value based upon the lowest point in the analyte calibration curve.

MDL METHOD DETECTION LIMIT - the minimum concentration that can be measured and reported with a 99% confidence that the concentration is greater than zero. If requested or required, a value reported below the RL and above the MDL is considered estimated and is noted with a "J" flag.

NR Not reported

RPD Relative Percent Difference

Wet The data has been reported on an as-received (wet weight) basis

Low Bias Low Bias flag indicates that the recovery of the flagged analyte is below the laboratory or regulatory lower control limit. The data user should take note that this analyte may be biased low but should evaluate multiple lines of evidence including the LCS and site-specific MS/MSD data to draw bias conclusions. In cases where no site-specific MS/MSD was requested, only the LCS data can be used to evaluate such bias.

High Bias High Bias flag indicates that the recovery of the flagged analyte is above the laboratory or regulatory upper control limit. The data user should take note that this analyte may be biased high but should evaluate multiple lines of evidence including the LCS and site-specific MS/MSD data to draw bias conclusions. In cases where no site-specific MS/MSD was requested, only the LCS data can be used to evaluate such bias.


Non-Dir. Non-dir. flag (Non-Directional Bias) indicates that the Relative Percent Difference (RPD) (a measure of precision) among the MS and MSD data is outside the laboratory or regulatory control limit. This alerts the data user where the MS and MSD are from site-specific samples that the RPD is high due to either non-homogeneous distribution of target analyte between the MS/MSD or indicates poor reproducibility for other reasons.

If EPA SW-846 method 8270 is included herein it is noted that the target compound N-nitrosodiphenylamine (NDPA) decomposes in the gas chromatographic inlet and cannot be separated from diphenylamine (DPA). These results could actually represent 100% DPA, 100% NDPA or some combination of the two.

For this reason, York reports the combined result for n-nitrosodiphenylamine and diphenylamine for either of these compounds as a combined concentration as Diphenylamine.

If Total PCBs are detected and the target aroclors reported are "Not detected", the Total PCB value is reported due to the presence of either or both Aroclors 1262 and 1268 which are non-target aroclors for some regulatory lists.

2-chloroethylvinyl ether readily breaks down under acidic conditions. Samples that are acid preserved, including standards will exhibit breakdown. The data user should take note.



Certification for pH is no longer offered by NYDOH ELAP.

Semi-Volatile and Volatile analyses are reported down to the MDL, with values between the MDL and the RL being "J" flagged as estimated results.

Field Chain-of-Custody Record

NOTE: York's Std. Terms & Conditions are listed on the back side of this document. This document serves as your written authorization to York to proceed with the analyses requested and your signature binds you to York's Std. Terms & Conditions unless superseded by written contract.

| | | | | | | | | | | | |
|--|--|---|--|---|--|---|--|--|--|---|--|
| Client Information Company: <u>LBG</u> Address: <u>4 Research Drive,</u> <u>Suite 301, Shelton CT, 06484</u> Phone no.: <u>203-929-8555</u> Contact Person <u>Tunde Sandor</u> E-mail Addr.: <u>Tsandor@lbact.com</u> FAX No.: <u>203-926-9140</u> | | Report to: SAME <input type="checkbox"/> Tunde Sandor Name: _____ Company: <u>Same</u> Address: _____ E-mail: _____ Fax No.: _____ | | Invoice To: SAME <input type="checkbox"/> Mark Goldberg Name: _____ Company: _____ Address: _____ E-mail: _____ Fax No.: _____ | | Client Project ID Rowe Industries Purchase Order no. _____ NABSAG Samples from: CT NY NJ <input checked="" type="checkbox"/> | | Turn-Around Time RUSH Same Day RUSH Next Day RUSH Two Day RUSH Three Day RUSH Four Day Standard (5-7 days) <input checked="" type="checkbox"/> X OTHER _____ | | Report Type/Deliverables Summary x, pdf QA/QC Summary x, pdf CT RCP Pkg ASP A Pkg ASP B Pkg Excel EDD | |
|--|--|---|--|---|--|---|--|--|--|---|--|


Print Clearly and Legibly. All Information must be complete. Samples will NOT be logged in and the turn-around time clock will not begin until any questions by York are resolved.

[Signature]
 Samples Collected/Authorized By (Signature)
Evan Foster
 Name (printed)

| Sample Identification | Date Sampled | Sample Matrix | Choose Analyses Needed from the Menu Above and Enter Below | Container Description(s) |
|---------------------------|--------------------|---------------|--|--------------------------|
| <u>FRW-1</u> | <u>11-26-13</u> | GW | VOC 8260 full list (EPA SW846-8260B) | <u>3 UOa</u> |
| <u>FRW-2</u> | <u>[Signature]</u> | GW | VOC 8260 full list (EPA SW846-8260B) | <u>3 UOa</u> |
| <u>FRW-3</u> | <u>[Signature]</u> | GW | VOC 8260 full list (EPA SW846-8260B) | <u>3 UOa</u> |
| <u>FRW-4</u> | <u>[Signature]</u> | GW | VOC 8260 full list (EPA SW846-8260B) | <u>3 UOa</u> |
| <u>GWQ12613:1030FRW-1</u> | <u>11-26-13</u> | GW | VOC 8260 full list (EPA SW846-8260B) | <u>3 UOa</u> |
| <u>11 1035 FRW-2</u> | <u>[Signature]</u> | GW | VOC 8260 full list (EPA SW846-8260B) | <u>[Signature]</u> |
| <u>11 1040 FRW-3</u> | <u>[Signature]</u> | GW | VOC 8260 full list (EPA SW846-8260B) | <u>[Signature]</u> |
| <u>11 1045 FRW-4</u> | <u>[Signature]</u> | GW | VOC 8260 full list (EPA SW846-8260B) | <u>[Signature]</u> |

| | | |
|---|--|--|
| Comments Preservation "X" those applicable Cool 4°C HNO3 H2SO4 NaOH NONE FROZEN | Samples Relinquished By <u>[Signature]</u> 11/27/13 Date/Time Samples Received By <u>[Signature]</u> 11/27/13 Date/Time | Temperature on Receipt <u>4.3°C</u> |
|---|--|--|

APPENDIX III
NOVEMBER 2013 LABORATORY ANALYTICAL REPORTS
FOR AIR SAMPLES



Technical Report

prepared for:

Leggette Brashears & Graham Shelton Office

4 Research Drive, Suite 301

Shelton CT, 06484

Attention: Tunde Komuves-Sandor

Report Date: 12/10/2013

Client Project ID: Rowe Industries

York Project (SDG) No.: 13K1040

CT Cert. No. PH-0723

New Jersey Cert. No. CT-005



New York Cert. No. 10854

PA Cert. No. 68-04440

Report Date: 12/10/2013
Client Project ID: Rowe Industries
York Project (SDG) No.: 13K1040

Leggette Brashears & Graham Shelton Office
4 Research Drive, Suite 301
Shelton CT, 06484
Attention: Tunde Komuves-Sandor

Purpose and Results

This report contains the analytical data for the sample(s) identified on the attached chain-of-custody received in our laboratory on November 27, 2013 and listed below. The project was identified as your project: **Rowe Industries**.

The analyses were conducted utilizing appropriate EPA, Standard Methods, and ASTM methods as detailed in the data summary tables.

All samples were received in proper condition meeting the customary acceptance requirements for environmental samples except those indicated under the Notes section of this report.

All analyses met the method and laboratory standard operating procedure requirements except as indicated by any data flags, the meaning of which are explained in the attachment to this report, and case narrative if applicable.

The results of the analyses, which are all reported on dry weight basis (soils) unless otherwise noted, are detailed in the following pages.

Please contact Client Services at 203.325.1371 with any questions regarding this report.

| <u>York Sample ID</u> | <u>Client Sample ID</u> | <u>Matrix</u> | <u>Date Collected</u> | <u>Date Received</u> |
|-----------------------|-------------------------|---------------|-----------------------|----------------------|
| 13K1040-01 | MW98-04 (MS+MSD) | Water | 11/26/2013 | 11/27/2013 |

General Notes for York Project (SDG) No.: 13K1040

1. The RLs and MDLs (Reporting Limit and Method Detection Limit respectively) reported are adjusted for any dilution necessary due to the levels of target and/or non-target analytes and matrix interference. The RL(REPORTING LIMIT) is based upon the lowest standard utilized for the calibration where applicable.
2. Samples are retained for a period of thirty days after submittal of report, unless other arrangements are made.
3. York's liability for the above data is limited to the dollar value paid to York for the referenced project.
4. This report shall not be reproduced without the written approval of York Analytical Laboratories, Inc.
5. All samples were received in proper condition for analysis with proper documentation, unless otherwise noted.
6. All analyses conducted met method or Laboratory SOP requirements. See the Qualifiers and/or Narrative sections for further information.
7. It is noted that no analyses reported herein were subcontracted to another laboratory, unless noted in the report.
8. This report reflects results that relate only to the samples submitted on the attached chain-of-custody form(s) received by York.


Approved By:



Benjamin Gulizia
Laboratory Director

Date: 12/10/2013





Sample Information

Client Sample ID: MW98-04 (MS+MSD)

York Sample ID: 13K1040-01

York Project (SDG) No.
13K1040

Client Project ID
Rowe Industries

Matrix
Water

Collection Date/Time
November 26, 2013 3:00 pm

Date Received
11/27/2013


Volatile Organics, 8260 List - Low Level

Log-in Notes:

Sample Notes:

Sample Prepared by Method: EPA 5030B

| CAS No. | Parameter | Result | Flag | Units | MDL | RL | Dilution | Reference Method | Date/Time Prepared | Date/Time Analyzed | Analyst |
|----------|---|--------|------|-------|------|------|----------|------------------|--------------------|--------------------|---------|
| 630-20-6 | 1,1,1,2-Tetrachloroethane | ND | | ug/L | 0.20 | 0.50 | 1 | EPA 8260C | 12/10/2013 08:15 | 12/10/2013 14:31 | BK |
| 71-55-6 | 1,1,1-Trichloroethane | ND | | ug/L | 0.20 | 0.50 | 1 | EPA 8260C | 12/10/2013 08:15 | 12/10/2013 14:31 | BK |
| 79-34-5 | 1,1,2,2-Tetrachloroethane | ND | | ug/L | 0.20 | 0.50 | 1 | EPA 8260C | 12/10/2013 08:15 | 12/10/2013 14:31 | BK |
| 76-13-1 | 1,1,2-Trichloro-1,2,2-trifluoroethane (Freon 113) | ND | | ug/L | 0.20 | 0.50 | 1 | EPA 8260C | 12/10/2013 08:15 | 12/10/2013 14:31 | BK |
| 79-00-5 | 1,1,2-Trichloroethane | ND | | ug/L | 0.20 | 0.50 | 1 | EPA 8260C | 12/10/2013 08:15 | 12/10/2013 14:31 | BK |
| 75-34-3 | 1,1-Dichloroethane | ND | | ug/L | 0.20 | 0.50 | 1 | EPA 8260C | 12/10/2013 08:15 | 12/10/2013 14:31 | BK |
| 75-35-4 | 1,1-Dichloroethylene | ND | | ug/L | 0.20 | 0.50 | 1 | EPA 8260C | 12/10/2013 08:15 | 12/10/2013 14:31 | BK |
| 563-58-6 | 1,1-Dichloropropylene | ND | | ug/L | 0.20 | 0.50 | 1 | EPA 8260C | 12/10/2013 08:15 | 12/10/2013 14:31 | BK |
| 87-61-6 | 1,2,3-Trichlorobenzene | ND | | ug/L | 0.20 | 0.50 | 1 | EPA 8260C | 12/10/2013 08:15 | 12/10/2013 14:31 | BK |
| 96-18-4 | 1,2,3-Trichloropropane | ND | | ug/L | 0.20 | 0.50 | 1 | EPA 8260C | 12/10/2013 08:15 | 12/10/2013 14:31 | BK |
| 120-82-1 | 1,2,4-Trichlorobenzene | ND | | ug/L | 0.20 | 0.50 | 1 | EPA 8260C | 12/10/2013 08:15 | 12/10/2013 14:31 | BK |
| 95-63-6 | 1,2,4-Trimethylbenzene | ND | | ug/L | 0.20 | 0.50 | 1 | EPA 8260C | 12/10/2013 08:15 | 12/10/2013 14:31 | BK |
| 96-12-8 | 1,2-Dibromo-3-chloropropane | ND | | ug/L | 0.20 | 0.50 | 1 | EPA 8260C | 12/10/2013 08:15 | 12/10/2013 14:31 | BK |
| 106-93-4 | 1,2-Dibromoethane | ND | | ug/L | 0.20 | 0.50 | 1 | EPA 8260C | 12/10/2013 08:15 | 12/10/2013 14:31 | BK |
| 95-50-1 | 1,2-Dichlorobenzene | ND | | ug/L | 0.20 | 0.50 | 1 | EPA 8260C | 12/10/2013 08:15 | 12/10/2013 14:31 | BK |
| 107-06-2 | 1,2-Dichloroethane | ND | | ug/L | 0.20 | 0.50 | 1 | EPA 8260C | 12/10/2013 08:15 | 12/10/2013 14:31 | BK |
| 78-87-5 | 1,2-Dichloropropane | ND | | ug/L | 0.20 | 0.50 | 1 | EPA 8260C | 12/10/2013 08:15 | 12/10/2013 14:31 | BK |
| 108-67-8 | 1,3,5-Trimethylbenzene | ND | | ug/L | 0.20 | 0.50 | 1 | EPA 8260C | 12/10/2013 08:15 | 12/10/2013 14:31 | BK |
| 541-73-1 | 1,3-Dichlorobenzene | ND | | ug/L | 0.20 | 0.50 | 1 | EPA 8260C | 12/10/2013 08:15 | 12/10/2013 14:31 | BK |
| 142-28-9 | 1,3-Dichloropropane | ND | | ug/L | 0.20 | 0.50 | 1 | EPA 8260C | 12/10/2013 08:15 | 12/10/2013 14:31 | BK |
| 106-46-7 | 1,4-Dichlorobenzene | ND | | ug/L | 0.20 | 0.50 | 1 | EPA 8260C | 12/10/2013 08:15 | 12/10/2013 14:31 | BK |
| 594-20-7 | 2,2-Dichloropropane | ND | | ug/L | 0.20 | 0.50 | 1 | EPA 8260C | 12/10/2013 08:15 | 12/10/2013 14:31 | BK |
| 95-49-8 | 2-Chlorotoluene | ND | | ug/L | 0.20 | 0.50 | 1 | EPA 8260C | 12/10/2013 08:15 | 12/10/2013 14:31 | BK |
| 591-78-6 | 2-Hexanone | ND | | ug/L | 0.20 | 0.50 | 1 | EPA 8260C | 12/10/2013 08:15 | 12/10/2013 14:31 | BK |
| 106-43-4 | 4-Chlorotoluene | ND | | ug/L | 0.20 | 0.50 | 1 | EPA 8260C | 12/10/2013 08:15 | 12/10/2013 14:31 | BK |
| 67-64-1 | Acetone | ND | | ug/L | 1.0 | 2.0 | 1 | EPA 8260C | 12/10/2013 08:15 | 12/10/2013 14:31 | BK |
| 71-43-2 | Benzene | ND | | ug/L | 0.20 | 0.50 | 1 | EPA 8260C | 12/10/2013 08:15 | 12/10/2013 14:31 | BK |
| 108-86-1 | Bromobenzene | ND | | ug/L | 0.20 | 0.50 | 1 | EPA 8260C | 12/10/2013 08:15 | 12/10/2013 14:31 | BK |
| 74-97-5 | Bromochloromethane | ND | | ug/L | 0.20 | 0.50 | 1 | EPA 8260C | 12/10/2013 08:15 | 12/10/2013 14:31 | BK |
| 75-27-4 | Bromodichloromethane | ND | | ug/L | 0.20 | 0.50 | 1 | EPA 8260C | 12/10/2013 08:15 | 12/10/2013 14:31 | BK |



Sample Information

Client Sample ID: MW98-04 (MS+MSD)

York Sample ID: 13K1040-01

York Project (SDG) No.

Client Project ID

Matrix

Collection Date/Time

Date Received

13K1040

Rowe Industries

Water

November 26, 2013 3:00 pm

11/27/2013


Volatile Organics, 8260 List - Low Level

Log-in Notes:

Sample Notes:

Sample Prepared by Method: EPA 5030B

| CAS No. | Parameter | Result | Flag | Units | MDL | RL | Dilution | Reference Method | Date/Time Prepared | Date/Time Analyzed | Analyst |
|-------------|--------------------------------|--------|------|-------|------|------|----------|------------------|--------------------|--------------------|---------|
| 75-25-2 | Bromoform | ND | | ug/L | 0.20 | 0.50 | 1 | EPA 8260C | 12/10/2013 08:15 | 12/10/2013 14:31 | BK |
| 74-83-9 | Bromomethane | ND | | ug/L | 0.20 | 0.50 | 1 | EPA 8260C | 12/10/2013 08:15 | 12/10/2013 14:31 | BK |
| 56-23-5 | Carbon tetrachloride | ND | | ug/L | 0.20 | 0.50 | 1 | EPA 8260C | 12/10/2013 08:15 | 12/10/2013 14:31 | BK |
| 108-90-7 | Chlorobenzene | ND | | ug/L | 0.20 | 0.50 | 1 | EPA 8260C | 12/10/2013 08:15 | 12/10/2013 14:31 | BK |
| 75-00-3 | Chloroethane | ND | | ug/L | 0.20 | 0.50 | 1 | EPA 8260C | 12/10/2013 08:15 | 12/10/2013 14:31 | BK |
| 67-66-3 | Chloroform | ND | | ug/L | 0.20 | 0.50 | 1 | EPA 8260C | 12/10/2013 08:15 | 12/10/2013 14:31 | BK |
| 74-87-3 | Chloromethane | ND | | ug/L | 0.20 | 0.50 | 1 | EPA 8260C | 12/10/2013 08:15 | 12/10/2013 14:31 | BK |
| 156-59-2 | cis-1,2-Dichloroethylene | ND | | ug/L | 0.20 | 0.50 | 1 | EPA 8260C | 12/10/2013 08:15 | 12/10/2013 14:31 | BK |
| 10061-01-5 | cis-1,3-Dichloropropylene | ND | | ug/L | 0.20 | 0.50 | 1 | EPA 8260C | 12/10/2013 08:15 | 12/10/2013 14:31 | BK |
| 124-48-1 | Dibromochloromethane | ND | | ug/L | 0.20 | 0.50 | 1 | EPA 8260C | 12/10/2013 08:15 | 12/10/2013 14:31 | BK |
| 74-95-3 | Dibromomethane | ND | | ug/L | 0.20 | 0.50 | 1 | EPA 8260C | 12/10/2013 08:15 | 12/10/2013 14:31 | BK |
| 75-71-8 | Dichlorodifluoromethane | ND | | ug/L | 0.20 | 0.50 | 1 | EPA 8260C | 12/10/2013 08:15 | 12/10/2013 14:31 | BK |
| 100-41-4 | Ethyl Benzene | ND | | ug/L | 0.20 | 0.50 | 1 | EPA 8260C | 12/10/2013 08:15 | 12/10/2013 14:31 | BK |
| 87-68-3 | Hexachlorobutadiene | ND | | ug/L | 0.20 | 0.50 | 1 | EPA 8260C | 12/10/2013 08:15 | 12/10/2013 14:31 | BK |
| 98-82-8 | Isopropylbenzene | ND | | ug/L | 0.20 | 0.50 | 1 | EPA 8260C | 12/10/2013 08:15 | 12/10/2013 14:31 | BK |
| 1634-04-4 | Methyl tert-butyl ether (MTBE) | ND | | ug/L | 0.20 | 0.50 | 1 | EPA 8260C | 12/10/2013 08:15 | 12/10/2013 14:31 | BK |
| 75-09-2 | Methylene chloride | ND | | ug/L | 1.0 | 2.0 | 1 | EPA 8260C | 12/10/2013 08:15 | 12/10/2013 14:31 | BK |
| 91-20-3 | Naphthalene | ND | | ug/L | 1.0 | 2.0 | 1 | EPA 8260C | 12/10/2013 08:15 | 12/10/2013 14:31 | BK |
| 104-51-8 | n-Butylbenzene | ND | | ug/L | 0.20 | 0.50 | 1 | EPA 8260C | 12/10/2013 08:15 | 12/10/2013 14:31 | BK |
| 103-65-1 | n-Propylbenzene | ND | | ug/L | 0.20 | 0.50 | 1 | EPA 8260C | 12/10/2013 08:15 | 12/10/2013 14:31 | BK |
| 95-47-6 | o-Xylene | ND | | ug/L | 0.20 | 0.50 | 1 | EPA 8260C | 12/10/2013 08:15 | 12/10/2013 14:31 | BK |
| 179601-23-1 | p- & m- Xylenes | ND | | ug/L | 0.50 | 1.0 | 1 | EPA 8260C | 12/10/2013 08:15 | 12/10/2013 14:31 | BK |
| 99-87-6 | p-Isopropyltoluene | ND | | ug/L | 0.20 | 0.50 | 1 | EPA 8260C | 12/10/2013 08:15 | 12/10/2013 14:31 | BK |
| 135-98-8 | sec-Butylbenzene | ND | | ug/L | 0.20 | 0.50 | 1 | EPA 8260C | 12/10/2013 08:15 | 12/10/2013 14:31 | BK |
| 100-42-5 | Styrene | ND | | ug/L | 0.20 | 0.50 | 1 | EPA 8260C | 12/10/2013 08:15 | 12/10/2013 14:31 | BK |
| 98-06-6 | tert-Butylbenzene | ND | | ug/L | 0.20 | 0.50 | 1 | EPA 8260C | 12/10/2013 08:15 | 12/10/2013 14:31 | BK |
| 127-18-4 | Tetrachloroethylene | 1.6 | | ug/L | 0.20 | 0.50 | 1 | EPA 8260C | 12/10/2013 08:15 | 12/10/2013 14:31 | BK |
| 108-88-3 | Toluene | ND | | ug/L | 0.20 | 0.50 | 1 | EPA 8260C | 12/10/2013 08:15 | 12/10/2013 14:31 | BK |
| 156-60-5 | trans-1,2-Dichloroethylene | ND | | ug/L | 0.20 | 0.50 | 1 | EPA 8260C | 12/10/2013 08:15 | 12/10/2013 14:31 | BK |
| 10061-02-6 | trans-1,3-Dichloropropylene | ND | | ug/L | 0.20 | 0.50 | 1 | EPA 8260C | 12/10/2013 08:15 | 12/10/2013 14:31 | BK |
| 79-01-6 | Trichloroethylene | ND | | ug/L | 0.20 | 0.50 | 1 | EPA 8260C | 12/10/2013 08:15 | 12/10/2013 14:31 | BK |



Sample Information

Client Sample ID: MW98-04 (MS+MSD)

York Sample ID: 13K1040-01

York Project (SDG) No.

Client Project ID

Matrix

Collection Date/Time

Date Received

13K1040

Rowe Industries

Water

November 26, 2013 3:00 pm

11/27/2013


Volatile Organics, 8260 List - Low Level

Log-in Notes:

Sample Notes:

Sample Prepared by Method: EPA 5030B

| CAS No. | Parameter | Result | Flag | Units | MDL | RL | Dilution | Reference Method | Date/Time Prepared | Date/Time Analyzed | Analyst |
|-----------------------------|----------------------------------|---------------|-------------------------|-------|------|------|----------|------------------|--------------------|--------------------|---------|
| 75-69-4 | Trichlorofluoromethane | ND | | ug/L | 0.20 | 0.50 | 1 | EPA 8260C | 12/10/2013 08:15 | 12/10/2013 14:31 | BK |
| 75-01-4 | Vinyl Chloride | ND | | ug/L | 0.50 | 0.50 | 1 | EPA 8260C | 12/10/2013 08:15 | 12/10/2013 14:31 | BK |
| 1330-20-7 | Xylenes, Total | ND | | ug/L | 0.60 | 1.5 | 1 | EPA 8260C | 12/10/2013 08:15 | 12/10/2013 14:31 | BK |
| Surrogate Recoveries | | Result | Acceptance Range | | | | | | | | |
| 17060-07-0 | Surrogate: 1,2-Dichloroethane-d4 | 81.5 % | 79-133 | | | | | | | | |
| 460-00-4 | Surrogate: p-Bromofluorobenzene | 91.3 % | 65-133 | | | | | | | | |
| 2037-26-5 | Surrogate: Toluene-d8 | 99.1 % | 80-123 | | | | | | | | |




Analytical Batch Summary

Batch ID: BL30567

Preparation Method: EPA 5030B

Prepared By: BK

| YORK Sample ID | Client Sample ID | Preparation Date |
|----------------|------------------|------------------|
| 13K1040-01 | MW98-04 (MS+MSD) | 12/10/13 |
| BL30567-BLK1 | Blank | 12/10/13 |
| BL30567-BS1 | LCS | 12/10/13 |
| BL30567-BSD1 | LCS Dup | 12/10/13 |
| BL30567-MS1 | Matrix Spike | 12/10/13 |
| BL30567-MSD1 | Matrix Spike Dup | 12/10/13 |



Volatile Organic Compounds by GC/MS - Quality Control Data
York Analytical Laboratories, Inc.


| Analyte | Result | Reporting Limit | Units | Spike Level | Source* Result | %REC | %REC Limits | Flag | RPD | RPD Limit | Flag |
|---------|--------|-----------------|-------|-------------|----------------|------|-------------|------|-----|-----------|------|
|---------|--------|-----------------|-------|-------------|----------------|------|-------------|------|-----|-----------|------|

Batch BL30567 - EPA 5030B

Blank (BL30567-BLK1)

Prepared & Analyzed: 12/10/2013

| | | | | | | | | | | | |
|---|-----|------|------|--|--|--|--|--|--|--|--|
| 1,1,1,2-Tetrachloroethane | ND | 0.50 | ug/L | | | | | | | | |
| 1,1,1-Trichloroethane | ND | 0.50 | " | | | | | | | | |
| 1,1,2,2-Tetrachloroethane | ND | 0.50 | " | | | | | | | | |
| 1,1,2-Trichloro-1,2,2-trifluoroethane (Freon 113) | ND | 0.50 | " | | | | | | | | |
| 1,1,2-Trichloroethane | ND | 0.50 | " | | | | | | | | |
| 1,1-Dichloroethane | ND | 0.50 | " | | | | | | | | |
| 1,1-Dichloroethylene | ND | 0.50 | " | | | | | | | | |
| 1,1-Dichloropropylene | ND | 0.50 | " | | | | | | | | |
| 1,2,3-Trichlorobenzene | ND | 0.50 | " | | | | | | | | |
| 1,2,3-Trichloropropane | ND | 0.50 | " | | | | | | | | |
| 1,2,4-Trichlorobenzene | ND | 0.50 | " | | | | | | | | |
| 1,2,4-Trimethylbenzene | ND | 0.50 | " | | | | | | | | |
| 1,2-Dibromo-3-chloropropane | ND | 0.50 | " | | | | | | | | |
| 1,2-Dibromoethane | ND | 0.50 | " | | | | | | | | |
| 1,2-Dichlorobenzene | ND | 0.50 | " | | | | | | | | |
| 1,2-Dichloroethane | ND | 0.50 | " | | | | | | | | |
| 1,2-Dichloropropane | ND | 0.50 | " | | | | | | | | |
| 1,3,5-Trimethylbenzene | ND | 0.50 | " | | | | | | | | |
| 1,3-Dichlorobenzene | ND | 0.50 | " | | | | | | | | |
| 1,3-Dichloropropane | ND | 0.50 | " | | | | | | | | |
| 1,4-Dichlorobenzene | ND | 0.50 | " | | | | | | | | |
| 2,2-Dichloropropane | ND | 0.50 | " | | | | | | | | |
| 2-Chlorotoluene | ND | 0.50 | " | | | | | | | | |
| 2-Hexanone | ND | 0.50 | " | | | | | | | | |
| 4-Chlorotoluene | ND | 0.50 | " | | | | | | | | |
| Acetone | 1.5 | 2.0 | " | | | | | | | | |
| Benzene | ND | 0.50 | " | | | | | | | | |
| Bromobenzene | ND | 0.50 | " | | | | | | | | |
| Bromochloromethane | ND | 0.50 | " | | | | | | | | |
| Bromodichloromethane | ND | 0.50 | " | | | | | | | | |
| Bromoform | ND | 0.50 | " | | | | | | | | |
| Bromomethane | ND | 0.50 | " | | | | | | | | |
| Carbon tetrachloride | ND | 0.50 | " | | | | | | | | |
| Chlorobenzene | ND | 0.50 | " | | | | | | | | |
| Chloroethane | ND | 0.50 | " | | | | | | | | |
| Chloroform | ND | 0.50 | " | | | | | | | | |
| Chloromethane | ND | 0.50 | " | | | | | | | | |
| cis-1,2-Dichloroethylene | ND | 0.50 | " | | | | | | | | |
| cis-1,3-Dichloropropylene | ND | 0.50 | " | | | | | | | | |
| Dibromochloromethane | ND | 0.50 | " | | | | | | | | |
| Dibromomethane | ND | 0.50 | " | | | | | | | | |
| Dichlorodifluoromethane | ND | 0.50 | " | | | | | | | | |
| Ethyl Benzene | ND | 0.50 | " | | | | | | | | |
| Hexachlorobutadiene | ND | 0.50 | " | | | | | | | | |
| Isopropylbenzene | ND | 0.50 | " | | | | | | | | |
| Methyl tert-butyl ether (MTBE) | ND | 0.50 | " | | | | | | | | |
| Methylene chloride | ND | 2.0 | " | | | | | | | | |
| Naphthalene | ND | 2.0 | " | | | | | | | | |
| n-Butylbenzene | ND | 0.50 | " | | | | | | | | |
| n-Propylbenzene | ND | 0.50 | " | | | | | | | | |
| o-Xylene | ND | 0.50 | " | | | | | | | | |



Volatile Organic Compounds by GC/MS - Quality Control Data

York Analytical Laboratories, Inc.

| Analyte | Result | Reporting Limit | Units | Spike Level | Source* Result | %REC | %REC Limits | Flag | RPD | RPD Limit | Flag |
|---------|--------|-----------------|-------|-------------|----------------|------|-------------|------|-----|-----------|------|
|---------|--------|-----------------|-------|-------------|----------------|------|-------------|------|-----|-----------|------|

Batch BL30567 - EPA 5030B

Blank (BL30567-BLK1)


Prepared & Analyzed: 12/10/2013

| | | | | | | | | | | | |
|---|------|------|------|------|--|------|--------|--|--|--|--|
| p- & m- Xylenes | ND | 1.0 | ug/L | | | | | | | | |
| p-Isopropyltoluene | ND | 0.50 | " | | | | | | | | |
| sec-Butylbenzene | ND | 0.50 | " | | | | | | | | |
| Styrene | ND | 0.50 | " | | | | | | | | |
| tert-Butylbenzene | ND | 0.50 | " | | | | | | | | |
| Tetrachloroethylene | ND | 0.50 | " | | | | | | | | |
| Toluene | ND | 0.50 | " | | | | | | | | |
| trans-1,2-Dichloroethylene | ND | 0.50 | " | | | | | | | | |
| trans-1,3-Dichloropropylene | ND | 0.50 | " | | | | | | | | |
| Trichloroethylene | ND | 0.50 | " | | | | | | | | |
| Trichlorofluoromethane | ND | 0.50 | " | | | | | | | | |
| Vinyl Chloride | ND | 0.50 | " | | | | | | | | |
| Xylenes, Total | ND | 1.5 | " | | | | | | | | |
| <i>Surrogate: 1,2-Dichloroethane-d4</i> | 8.05 | | " | 10.0 | | 80.5 | 79-133 | | | | |
| <i>Surrogate: p-Bromofluorobenzene</i> | 9.37 | | " | 10.0 | | 93.7 | 65-133 | | | | |
| <i>Surrogate: Toluene-d8</i> | 10.0 | | " | 10.0 | | 100 | 80-123 | | | | |

LCS (BL30567-BS1)

Prepared & Analyzed: 12/10/2013

| | | | | | | | | | | | |
|---|------|--|------|------|--|------|--------|-----------|--|--|--|
| 1,1,1,2-Tetrachloroethane | 9.09 | | ug/L | 10.0 | | 90.9 | 84-127 | | | | |
| 1,1,1-Trichloroethane | 9.77 | | " | 10.0 | | 97.7 | 80-131 | | | | |
| 1,1,2,2-Tetrachloroethane | 9.67 | | " | 10.0 | | 96.7 | 76-120 | | | | |
| 1,1,2-Trichloro-1,2,2-trifluoroethane (Freon 113) | 11.0 | | " | 10.0 | | 110 | 70-133 | | | | |
| 1,1,2-Trichloroethane | 9.57 | | " | 10.0 | | 95.7 | 73-124 | | | | |
| 1,1-Dichloroethane | 10.6 | | " | 10.0 | | 106 | 79-123 | | | | |
| 1,1-Dichloroethylene | 10.4 | | " | 10.0 | | 104 | 71-123 | | | | |
| 1,1-Dichloropropylene | 10.4 | | " | 10.0 | | 104 | 73-117 | | | | |
| 1,2,3-Trichlorobenzene | 8.11 | | " | 10.0 | | 81.1 | 78-117 | | | | |
| 1,2,3-Trichloropropane | 8.59 | | " | 10.0 | | 85.9 | 68-119 | | | | |
| 1,2,4-Trichlorobenzene | 8.13 | | " | 10.0 | | 81.3 | 78-117 | | | | |
| 1,2,4-Trimethylbenzene | 10.0 | | " | 10.0 | | 100 | 68-134 | | | | |
| 1,2-Dibromo-3-chloropropane | 7.39 | | " | 10.0 | | 73.9 | 73-129 | | | | |
| 1,2-Dibromoethane | 9.01 | | " | 10.0 | | 90.1 | 73-139 | | | | |
| 1,2-Dichlorobenzene | 9.44 | | " | 10.0 | | 94.4 | 83-110 | | | | |
| 1,2-Dichloroethane | 8.36 | | " | 10.0 | | 83.6 | 81-120 | | | | |
| 1,2-Dichloropropane | 10.1 | | " | 10.0 | | 101 | 76-120 | | | | |
| 1,3,5-Trimethylbenzene | 10.1 | | " | 10.0 | | 101 | 74-121 | | | | |
| 1,3-Dichlorobenzene | 9.89 | | " | 10.0 | | 98.9 | 82-112 | | | | |
| 1,3-Dichloropropane | 9.14 | | " | 10.0 | | 91.4 | 77-122 | | | | |
| 1,4-Dichlorobenzene | 9.36 | | " | 10.0 | | 93.6 | 83-110 | | | | |
| 2,2-Dichloropropane | 9.83 | | " | 10.0 | | 98.3 | 50-163 | | | | |
| 2-Chlorotoluene | 10.5 | | " | 10.0 | | 105 | 74-115 | | | | |
| 2-Hexanone | 8.42 | | " | 10.0 | | 84.2 | 65-130 | | | | |
| 4-Chlorotoluene | 10.2 | | " | 10.0 | | 102 | 77-119 | | | | |
| Acetone | 10.3 | | " | 10.0 | | 103 | 54-129 | | | | |
| Benzene | 10.9 | | " | 10.0 | | 109 | 77-122 | | | | |
| Bromobenzene | 10.0 | | " | 10.0 | | 100 | 76-114 | | | | |
| Bromochloromethane | 13.6 | | " | 10.0 | | 136 | 73-125 | High Bias | | | |
| Bromodichloromethane | 9.28 | | " | 10.0 | | 92.8 | 83-120 | | | | |
| Bromoform | 8.26 | | " | 10.0 | | 82.6 | 72-139 | | | | |
| Bromomethane | 9.85 | | " | 10.0 | | 98.5 | 52-128 | | | | |
| Carbon tetrachloride | 9.47 | | " | 10.0 | | 94.7 | 66-152 | | | | |
| Chlorobenzene | 9.92 | | " | 10.0 | | 99.2 | 85-113 | | | | |



Volatile Organic Compounds by GC/MS - Quality Control Data

York Analytical Laboratories, Inc.

| Analyte | Result | Reporting Limit | Units | Spike Level | Source* Result | %REC | %REC Limits | Flag | RPD | RPD Limit | Flag |
|---------|--------|-----------------|-------|-------------|----------------|------|-------------|------|-----|-----------|------|
|---------|--------|-----------------|-------|-------------|----------------|------|-------------|------|-----|-----------|------|

Batch BL30567 - EPA 5030B

LCS (BL30567-BS1)

Prepared & Analyzed: 12/10/2013


| | | | | | | | | | | | |
|----------------------------------|------|--|------|------|--|------|--------|--|--|--|--|
| Chloroethane | 11.2 | | ug/L | 10.0 | | 112 | 60-124 | | | | |
| Chloroform | 9.76 | | " | 10.0 | | 97.6 | 82-119 | | | | |
| Chloromethane | 11.1 | | " | 10.0 | | 111 | 42-126 | | | | |
| cis-1,2-Dichloroethylene | 10.5 | | " | 10.0 | | 105 | 79-116 | | | | |
| cis-1,3-Dichloropropylene | 9.78 | | " | 10.0 | | 97.8 | 85-134 | | | | |
| Dibromochloromethane | 8.48 | | " | 10.0 | | 84.8 | 74-151 | | | | |
| Dibromomethane | 8.81 | | " | 10.0 | | 88.1 | 74-128 | | | | |
| Dichlorodifluoromethane | 9.49 | | " | 10.0 | | 94.9 | 10-146 | | | | |
| Ethyl Benzene | 10.1 | | " | 10.0 | | 101 | 85-125 | | | | |
| Hexachlorobutadiene | 8.83 | | " | 10.0 | | 88.3 | 69-131 | | | | |
| Isopropylbenzene | 10.8 | | " | 10.0 | | 108 | 71-128 | | | | |
| Methyl tert-butyl ether (MTBE) | 7.34 | | " | 10.0 | | 73.4 | 51-134 | | | | |
| Methylene chloride | 10.5 | | " | 10.0 | | 105 | 76-122 | | | | |
| Naphthalene | 8.95 | | " | 10.0 | | 89.5 | 72-127 | | | | |
| n-Butylbenzene | 10.3 | | " | 10.0 | | 103 | 69-127 | | | | |
| n-Propylbenzene | 11.0 | | " | 10.0 | | 110 | 70-129 | | | | |
| o-Xylene | 9.83 | | " | 10.0 | | 98.3 | 83-117 | | | | |
| p- & m- Xylenes | 21.2 | | " | 20.0 | | 106 | 80-126 | | | | |
| p-Isopropyltoluene | 10.0 | | " | 10.0 | | 100 | 74-130 | | | | |
| sec-Butylbenzene | 10.6 | | " | 10.0 | | 106 | 72-132 | | | | |
| Styrene | 9.86 | | " | 10.0 | | 98.6 | 62-160 | | | | |
| tert-Butylbenzene | 9.77 | | " | 10.0 | | 97.7 | 75-129 | | | | |
| Tetrachloroethylene | 9.58 | | " | 10.0 | | 95.8 | 67-118 | | | | |
| Toluene | 10.5 | | " | 10.0 | | 105 | 82-118 | | | | |
| trans-1,2-Dichloroethylene | 10.4 | | " | 10.0 | | 104 | 76-119 | | | | |
| trans-1,3-Dichloropropylene | 8.81 | | " | 10.0 | | 88.1 | 80-137 | | | | |
| Trichloroethylene | 10.1 | | " | 10.0 | | 101 | 71-122 | | | | |
| Trichlorofluoromethane | 10.2 | | " | 10.0 | | 102 | 67-130 | | | | |
| Vinyl Chloride | 11.7 | | " | 10.0 | | 117 | 49-125 | | | | |
| Surrogate: 1,2-Dichloroethane-d4 | 8.00 | | " | 10.0 | | 80.0 | 79-133 | | | | |
| Surrogate: p-Bromofluorobenzene | 9.77 | | " | 10.0 | | 97.7 | 65-133 | | | | |
| Surrogate: Toluene-d8 | 9.80 | | " | 10.0 | | 98.0 | 80-123 | | | | |



Volatile Organic Compounds by GC/MS - Quality Control Data

York Analytical Laboratories, Inc.

| Analyte | Result | Reporting Limit | Units | Spike Level | Source* Result | %REC | %REC Limits | Flag | RPD | RPD Limit | Flag |
|---|--------|-----------------|-------|-------------|----------------|------|-------------|-----------|-------|-----------|------|
| Batch BL30567 - EPA 5030B | | | | | | | | | | | |
| LCS Dup (BL30567-BSD1) | | | | | | | | | | | |
| Prepared & Analyzed: 12/10/2013 | | | | | | | | | | | |
| 1,1,1,2-Tetrachloroethane | 9.43 | | ug/L | 10.0 | | 94.3 | 84-127 | | 3.67 | 30 | |
| 1,1,1-Trichloroethane | 9.92 | | " | 10.0 | | 99.2 | 80-131 | | 1.52 | 30 | |
| 1,1,2,2-Tetrachloroethane | 9.90 | | " | 10.0 | | 99.0 | 76-120 | | 2.35 | 30 | |
| 1,1,2-Trichloro-1,2,2-trifluoroethane (Freon 113) | 10.7 | | " | 10.0 | | 107 | 70-133 | | 2.68 | 30 | |
| 1,1,2-Trichloroethane | 9.85 | | " | 10.0 | | 98.5 | 73-124 | | 2.88 | 30 | |
| 1,1-Dichloroethane | 10.7 | | " | 10.0 | | 107 | 79-123 | | 1.22 | 30 | |
| 1,1-Dichloroethylene | 10.1 | | " | 10.0 | | 101 | 71-123 | | 2.74 | 30 | |
| 1,1-Dichloropropylene | 10.2 | | " | 10.0 | | 102 | 73-117 | | 2.23 | 30 | |
| 1,2,3-Trichlorobenzene | 8.65 | | " | 10.0 | | 86.5 | 78-117 | | 6.44 | 30 | |
| 1,2,3-Trichloropropane | 8.93 | | " | 10.0 | | 89.3 | 68-119 | | 3.88 | 30 | |
| 1,2,4-Trichlorobenzene | 8.62 | | " | 10.0 | | 86.2 | 78-117 | | 5.85 | 30 | |
| 1,2,4-Trimethylbenzene | 9.73 | | " | 10.0 | | 97.3 | 68-134 | | 3.14 | 30 | |
| 1,2-Dibromo-3-chloropropane | 9.06 | | " | 10.0 | | 90.6 | 73-129 | | 20.3 | 30 | |
| 1,2-Dibromoethane | 9.41 | | " | 10.0 | | 94.1 | 73-139 | | 4.34 | 30 | |
| 1,2-Dichlorobenzene | 9.25 | | " | 10.0 | | 92.5 | 83-110 | | 2.03 | 30 | |
| 1,2-Dichloroethane | 9.06 | | " | 10.0 | | 90.6 | 81-120 | | 8.04 | 30 | |
| 1,2-Dichloropropane | 10.1 | | " | 10.0 | | 101 | 76-120 | | 0.297 | 30 | |
| 1,3,5-Trimethylbenzene | 9.69 | | " | 10.0 | | 96.9 | 74-121 | | 4.14 | 30 | |
| 1,3-Dichlorobenzene | 9.60 | | " | 10.0 | | 96.0 | 82-112 | | 2.98 | 30 | |
| 1,3-Dichloropropane | 9.76 | | " | 10.0 | | 97.6 | 77-122 | | 6.56 | 30 | |
| 1,4-Dichlorobenzene | 9.45 | | " | 10.0 | | 94.5 | 83-110 | | 0.957 | 30 | |
| 2,2-Dichloropropane | 9.37 | | " | 10.0 | | 93.7 | 50-163 | | 4.79 | 30 | |
| 2-Chlorotoluene | 10.2 | | " | 10.0 | | 102 | 74-115 | | 3.47 | 30 | |
| 2-Hexanone | 9.78 | | " | 10.0 | | 97.8 | 65-130 | | 14.9 | 30 | |
| 4-Chlorotoluene | 10.0 | | " | 10.0 | | 100 | 77-119 | | 1.88 | 30 | |
| Acetone | 11.5 | | " | 10.0 | | 115 | 54-129 | | 10.7 | 30 | |
| Benzene | 10.9 | | " | 10.0 | | 109 | 77-122 | | 0.643 | 30 | |
| Bromobenzene | 9.75 | | " | 10.0 | | 97.5 | 76-114 | | 3.03 | 30 | |
| Bromochloromethane | 14.8 | | " | 10.0 | | 148 | 73-125 | High Bias | 8.73 | 30 | |
| Bromodichloromethane | 9.47 | | " | 10.0 | | 94.7 | 83-120 | | 2.03 | 30 | |
| Bromoform | 8.55 | | " | 10.0 | | 85.5 | 72-139 | | 3.45 | 30 | |
| Bromomethane | 9.82 | | " | 10.0 | | 98.2 | 52-128 | | 0.305 | 30 | |
| Carbon tetrachloride | 9.49 | | " | 10.0 | | 94.9 | 66-152 | | 0.211 | 30 | |
| Chlorobenzene | 9.83 | | " | 10.0 | | 98.3 | 85-113 | | 0.911 | 30 | |
| Chloroethane | 11.0 | | " | 10.0 | | 110 | 60-124 | | 1.35 | 30 | |
| Chloroform | 10.2 | | " | 10.0 | | 102 | 82-119 | | 3.92 | 30 | |
| Chloromethane | 11.0 | | " | 10.0 | | 110 | 42-126 | | 0.271 | 30 | |
| cis-1,2-Dichloroethylene | 10.7 | | " | 10.0 | | 107 | 79-116 | | 2.07 | 30 | |
| cis-1,3-Dichloropropylene | 9.65 | | " | 10.0 | | 96.5 | 85-134 | | 1.34 | 30 | |
| Dibromochloromethane | 8.74 | | " | 10.0 | | 87.4 | 74-151 | | 3.02 | 30 | |
| Dibromomethane | 9.42 | | " | 10.0 | | 94.2 | 74-128 | | 6.69 | 30 | |
| Dichlorodifluoromethane | 9.30 | | " | 10.0 | | 93.0 | 10-146 | | 2.02 | 30 | |
| Ethyl Benzene | 10.1 | | " | 10.0 | | 101 | 85-125 | | 0.00 | 30 | |
| Hexachlorobutadiene | 8.27 | | " | 10.0 | | 82.7 | 69-131 | | 6.55 | 30 | |
| Isopropylbenzene | 10.2 | | " | 10.0 | | 102 | 71-128 | | 5.82 | 30 | |
| Methyl tert-butyl ether (MTBE) | 7.58 | | " | 10.0 | | 75.8 | 51-134 | | 3.22 | 30 | |
| Methylene chloride | 11.0 | | " | 10.0 | | 110 | 76-122 | | 5.11 | 30 | |
| Naphthalene | 9.80 | | " | 10.0 | | 98.0 | 72-127 | | 9.07 | 30 | |
| n-Butylbenzene | 9.76 | | " | 10.0 | | 97.6 | 69-127 | | 5.09 | 30 | |
| n-Propylbenzene | 10.2 | | " | 10.0 | | 102 | 70-129 | | 7.34 | 30 | |
| o-Xylene | 9.91 | | " | 10.0 | | 99.1 | 83-117 | | 0.811 | 30 | |



Volatile Organic Compounds by GC/MS - Quality Control Data

York Analytical Laboratories, Inc.

| Analyte | Result | Reporting Limit | Units | Spike Level | Source* Result | %REC | %REC Limits | Flag | RPD | RPD Limit | Flag |
|---------|--------|-----------------|-------|-------------|----------------|------|-------------|------|-----|-----------|------|
|---------|--------|-----------------|-------|-------------|----------------|------|-------------|------|-----|-----------|------|

Batch BL30567 - EPA 5030B

LCS Dup (BL30567-BSD1)

Prepared & Analyzed: 12/10/2013

| | | | | | | | | | | | |
|----------------------------------|------|--|------|------|--|------|--------|--|-------|----|--|
| p- & m- Xylenes | 21.3 | | ug/L | 20.0 | | 107 | 80-126 | | 0.659 | 30 | |
| p-Isopropyltoluene | 9.59 | | " | 10.0 | | 95.9 | 74-130 | | 4.49 | 30 | |
| sec-Butylbenzene | 10.1 | | " | 10.0 | | 101 | 72-132 | | 5.03 | 30 | |
| Styrene | 9.77 | | " | 10.0 | | 97.7 | 62-160 | | 0.917 | 30 | |
| tert-Butylbenzene | 9.23 | | " | 10.0 | | 92.3 | 75-129 | | 5.68 | 30 | |
| Tetrachloroethylene | 9.41 | | " | 10.0 | | 94.1 | 67-118 | | 1.79 | 30 | |
| Toluene | 10.6 | | " | 10.0 | | 106 | 82-118 | | 0.379 | 30 | |
| trans-1,2-Dichloroethylene | 10.6 | | " | 10.0 | | 106 | 76-119 | | 1.62 | 30 | |
| trans-1,3-Dichloropropylene | 9.27 | | " | 10.0 | | 92.7 | 80-137 | | 5.09 | 30 | |
| Trichloroethylene | 10.1 | | " | 10.0 | | 101 | 71-122 | | 0.395 | 30 | |
| Trichlorofluoromethane | 9.89 | | " | 10.0 | | 98.9 | 67-130 | | 3.57 | 30 | |
| Vinyl Chloride | 11.8 | | " | 10.0 | | 118 | 49-125 | | 0.766 | 30 | |
| Surrogate: 1,2-Dichloroethane-d4 | 8.24 | | " | 10.0 | | 82.4 | 79-133 | | | | |
| Surrogate: p-Bromofluorobenzene | 9.61 | | " | 10.0 | | 96.1 | 65-133 | | | | |
| Surrogate: Toluene-d8 | 9.89 | | " | 10.0 | | 98.9 | 80-123 | | | | |

Matrix Spike (BL30567-MS1)

*Source sample: 13K1040-01 (MW98-04 (MS+MSD))

Prepared & Analyzed: 12/10/2013

| | | | | | | | | | | | |
|---|------|--|------|------|----|------|--------|-----------|--|--|--|
| 1,1,1,2-Tetrachloroethane | 9.27 | | ug/L | 10.0 | ND | 92.7 | 82-126 | | | | |
| 1,1,1-Trichloroethane | 10.2 | | " | 10.0 | ND | 102 | 60-145 | | | | |
| 1,1,2,2-Tetrachloroethane | 9.63 | | " | 10.0 | ND | 96.3 | 77-124 | | | | |
| 1,1,2-Trichloro-1,2,2-trifluoroethane (Freon 113) | 10.8 | | " | 10.0 | ND | 108 | 50-147 | | | | |
| 1,1,2-Trichloroethane | 9.58 | | " | 10.0 | ND | 95.8 | 75-126 | | | | |
| 1,1-Dichloroethane | 11.0 | | " | 10.0 | ND | 110 | 76-132 | | | | |
| 1,1-Dichloroethylene | 10.7 | | " | 10.0 | ND | 107 | 68-128 | | | | |
| 1,1-Dichloropropylene | 10.4 | | " | 10.0 | ND | 104 | 80-116 | | | | |
| 1,2,3-Trichlorobenzene | 8.34 | | " | 10.0 | ND | 83.4 | 59-137 | | | | |
| 1,2,3-Trichloropropane | 8.76 | | " | 10.0 | ND | 87.6 | 64-144 | | | | |
| 1,2,4-Trichlorobenzene | 8.32 | | " | 10.0 | ND | 83.2 | 62-132 | | | | |
| 1,2,4-Trimethylbenzene | 10.1 | | " | 10.0 | ND | 101 | 68-138 | | | | |
| 1,2-Dibromo-3-chloropropane | 8.09 | | " | 10.0 | ND | 80.9 | 46-190 | | | | |
| 1,2-Dibromoethane | 9.20 | | " | 10.0 | ND | 92.0 | 77-129 | | | | |
| 1,2-Dichlorobenzene | 9.59 | | " | 10.0 | ND | 95.9 | 81-111 | | | | |
| 1,2-Dichloroethane | 9.13 | | " | 10.0 | ND | 91.3 | 76-129 | | | | |
| 1,2-Dichloropropane | 10.1 | | " | 10.0 | ND | 101 | 78-123 | | | | |
| 1,3,5-Trimethylbenzene | 9.99 | | " | 10.0 | ND | 99.9 | 74-128 | | | | |
| 1,3-Dichlorobenzene | 9.72 | | " | 10.0 | ND | 97.2 | 76-115 | | | | |
| 1,3-Dichloropropane | 9.40 | | " | 10.0 | ND | 94.0 | 78-124 | | | | |
| 1,4-Dichlorobenzene | 9.63 | | " | 10.0 | ND | 96.3 | 76-114 | | | | |
| 2,2-Dichloropropane | 9.53 | | " | 10.0 | ND | 95.3 | 35-139 | | | | |
| 2-Chlorotoluene | 10.3 | | " | 10.0 | ND | 103 | 74-119 | | | | |
| 2-Hexanone | 8.74 | | " | 10.0 | ND | 87.4 | 54-145 | | | | |
| 4-Chlorotoluene | 10.4 | | " | 10.0 | ND | 104 | 78-123 | | | | |
| Acetone | 8.51 | | " | 10.0 | ND | 85.1 | 19-137 | | | | |
| Benzene | 11.2 | | " | 10.0 | ND | 112 | 83-121 | | | | |
| Bromobenzene | 9.69 | | " | 10.0 | ND | 96.9 | 74-121 | | | | |
| Bromochloromethane | 14.4 | | " | 10.0 | ND | 144 | 71-134 | High Bias | | | |
| Bromodichloromethane | 9.44 | | " | 10.0 | ND | 94.4 | 83-127 | | | | |
| Bromoform | 8.23 | | " | 10.0 | ND | 82.3 | 68-138 | | | | |
| Bromomethane | 10.3 | | " | 10.0 | ND | 103 | 14-125 | | | | |
| Carbon tetrachloride | 9.98 | | " | 10.0 | ND | 99.8 | 77-139 | | | | |
| Chlorobenzene | 9.85 | | " | 10.0 | ND | 98.5 | 88-111 | | | | |
| Chloroethane | 11.5 | | " | 10.0 | ND | 115 | 63-130 | | | | |




Volatile Organic Compounds by GC/MS - Quality Control Data

York Analytical Laboratories, Inc.

| Analyte | Result | Reporting Limit | Units | Spike Level | Source* Result | %REC | %REC Limits | Flag | RPD | RPD Limit | Flag |
|---------|--------|-----------------|-------|-------------|----------------|------|-------------|------|-----|-----------|------|
|---------|--------|-----------------|-------|-------------|----------------|------|-------------|------|-----|-----------|------|

Batch BL30567 - EPA 5030B


| Matrix Spike (BL30567-MS1) | *Source sample: 13K1040-01 (MW98-04 (MS+MSD)) | | | | | Prepared & Analyzed: 12/10/2013 | | | | | |
|----------------------------------|---|--|------|------|------|---------------------------------|--------|--|--|--|--|
| Chloroform | 10.4 | | ug/L | 10.0 | ND | 104 | 62-138 | | | | |
| Chloromethane | 11.6 | | " | 10.0 | ND | 116 | 46-121 | | | | |
| cis-1,2-Dichloroethylene | 11.3 | | " | 10.0 | ND | 113 | 58-137 | | | | |
| cis-1,3-Dichloropropylene | 9.57 | | " | 10.0 | ND | 95.7 | 72-131 | | | | |
| Dibromochloromethane | 8.77 | | " | 10.0 | ND | 87.7 | 81-133 | | | | |
| Dibromomethane | 9.10 | | " | 10.0 | ND | 91.0 | 76-136 | | | | |
| Dichlorodifluoromethane | 9.79 | | " | 10.0 | ND | 97.9 | 10-150 | | | | |
| Ethyl Benzene | 10.5 | | " | 10.0 | ND | 105 | 87-122 | | | | |
| Hexachlorobutadiene | 8.87 | | " | 10.0 | ND | 88.7 | 68-134 | | | | |
| Isopropylbenzene | 10.6 | | " | 10.0 | ND | 106 | 75-126 | | | | |
| Methyl tert-butyl ether (MTBE) | 7.11 | | " | 10.0 | ND | 71.1 | 67-130 | | | | |
| Methylene chloride | 10.6 | | " | 10.0 | ND | 106 | 20-158 | | | | |
| Naphthalene | 8.91 | | " | 10.0 | ND | 89.1 | 51-151 | | | | |
| n-Butylbenzene | 10.4 | | " | 10.0 | ND | 104 | 72-124 | | | | |
| n-Propylbenzene | 10.9 | | " | 10.0 | ND | 109 | 76-123 | | | | |
| o-Xylene | 9.99 | | " | 10.0 | ND | 99.9 | 82-121 | | | | |
| p- & m- Xylenes | 21.8 | | " | 20.0 | ND | 109 | 83-128 | | | | |
| p-Isopropyltoluene | 10.0 | | " | 10.0 | ND | 100 | 74-129 | | | | |
| sec-Butylbenzene | 10.4 | | " | 10.0 | ND | 104 | 80-125 | | | | |
| Styrene | 9.57 | | " | 10.0 | ND | 95.7 | 51-181 | | | | |
| tert-Butylbenzene | 9.57 | | " | 10.0 | ND | 95.7 | 78-126 | | | | |
| Tetrachloroethylene | 11.2 | | " | 10.0 | 1.57 | 95.9 | 73-118 | | | | |
| Toluene | 10.7 | | " | 10.0 | ND | 107 | 81-118 | | | | |
| trans-1,2-Dichloroethylene | 10.8 | | " | 10.0 | ND | 108 | 66-128 | | | | |
| trans-1,3-Dichloropropylene | 8.89 | | " | 10.0 | ND | 88.9 | 70-129 | | | | |
| Trichloroethylene | 10.5 | | " | 10.0 | ND | 105 | 84-120 | | | | |
| Trichlorofluoromethane | 10.4 | | " | 10.0 | ND | 104 | 68-129 | | | | |
| Vinyl Chloride | 12.0 | | " | 10.0 | ND | 120 | 49-123 | | | | |
| Surrogate: 1,2-Dichloroethane-d4 | 8.17 | | " | 10.0 | | 81.7 | 79-133 | | | | |
| Surrogate: p-Bromofluorobenzene | 9.86 | | " | 10.0 | | 98.6 | 65-133 | | | | |
| Surrogate: Toluene-d8 | 9.82 | | " | 10.0 | | 98.2 | 80-123 | | | | |



Volatile Organic Compounds by GC/MS - Quality Control Data

York Analytical Laboratories, Inc.

| Analyte | Result | Reporting Limit | Units | Spike Level | Source* Result | %REC | %REC Limits | Flag | RPD | RPD Limit | Flag |
|---|---|-----------------|-------|-------------|----------------|---------------------------------|-------------|----------|------|-----------|------|
| Batch BL30567 - EPA 5030B | | | | | | | | | | | |
| Matrix Spike Dup (BL30567-MSD1) | *Source sample: 13K1040-01 (MW98-04 (MS+MSD)) | | | | | Prepared & Analyzed: 12/10/2013 | | | | | |
| 1,1,1,2-Tetrachloroethane | 8.34 | | ug/L | 10.0 | ND | 83.4 | 82-126 | | 10.6 | 30 | |
| 1,1,1-Trichloroethane | 9.55 | | " | 10.0 | ND | 95.5 | 60-145 | | 6.78 | 30 | |
| 1,1,2,2-Tetrachloroethane | 8.03 | | " | 10.0 | ND | 80.3 | 77-124 | | 18.1 | 30 | |
| 1,1,2-Trichloro-1,2,2-trifluoroethane (Freon 113) | 10.1 | | " | 10.0 | ND | 101 | 50-147 | | 6.71 | 30 | |
| 1,1,2-Trichloroethane | 8.35 | | " | 10.0 | ND | 83.5 | 75-126 | | 13.7 | 30 | |
| 1,1-Dichloroethane | 9.99 | | " | 10.0 | ND | 99.9 | 76-132 | | 9.80 | 30 | |
| 1,1-Dichloroethylene | 9.92 | | " | 10.0 | ND | 99.2 | 68-128 | | 7.47 | 30 | |
| 1,1-Dichloropropylene | 9.81 | | " | 10.0 | ND | 98.1 | 80-116 | | 6.32 | 30 | |
| 1,2,3-Trichlorobenzene | 7.06 | | " | 10.0 | ND | 70.6 | 59-137 | | 16.6 | 30 | |
| 1,2,3-Trichloropropane | 6.74 | | " | 10.0 | ND | 67.4 | 64-144 | | 26.1 | 30 | |
| 1,2,4-Trichlorobenzene | 7.23 | | " | 10.0 | ND | 72.3 | 62-132 | | 14.0 | 30 | |
| 1,2,4-Trimethylbenzene | 9.29 | | " | 10.0 | ND | 92.9 | 68-138 | | 7.96 | 30 | |
| 1,2-Dibromo-3-chloropropane | 6.59 | | " | 10.0 | ND | 65.9 | 46-190 | | 20.4 | 30 | |
| 1,2-Dibromoethane | 7.88 | | " | 10.0 | ND | 78.8 | 77-129 | | 15.5 | 30 | |
| 1,2-Dichlorobenzene | 8.49 | | " | 10.0 | ND | 84.9 | 81-111 | | 12.2 | 30 | |
| 1,2-Dichloroethane | 7.76 | | " | 10.0 | ND | 77.6 | 76-129 | | 16.2 | 30 | |
| 1,2-Dichloropropane | 9.33 | | " | 10.0 | ND | 93.3 | 78-123 | | 7.93 | 30 | |
| 1,3,5-Trimethylbenzene | 9.39 | | " | 10.0 | ND | 93.9 | 74-128 | | 6.19 | 30 | |
| 1,3-Dichlorobenzene | 8.95 | | " | 10.0 | ND | 89.5 | 76-115 | | 8.25 | 30 | |
| 1,3-Dichloropropane | 8.18 | | " | 10.0 | ND | 81.8 | 78-124 | | 13.9 | 30 | |
| 1,4-Dichlorobenzene | 8.75 | | " | 10.0 | ND | 87.5 | 76-114 | | 9.58 | 30 | |
| 2,2-Dichloropropane | 8.81 | | " | 10.0 | ND | 88.1 | 35-139 | | 7.85 | 30 | |
| 2-Chlorotoluene | 9.75 | | " | 10.0 | ND | 97.5 | 74-119 | | 5.58 | 30 | |
| 2-Hexanone | 6.97 | | " | 10.0 | ND | 69.7 | 54-145 | | 22.5 | 30 | |
| 4-Chlorotoluene | 9.62 | | " | 10.0 | ND | 96.2 | 78-123 | | 7.98 | 30 | |
| Acetone | 6.76 | | " | 10.0 | ND | 67.6 | 19-137 | | 22.9 | 30 | |
| Benzene | 10.3 | | " | 10.0 | ND | 103 | 83-121 | | 8.26 | 30 | |
| Bromobenzene | 8.87 | | " | 10.0 | ND | 88.7 | 74-121 | | 8.84 | 30 | |
| Bromochloromethane | 12.6 | | " | 10.0 | ND | 126 | 71-134 | | 13.5 | 30 | |
| Bromodichloromethane | 8.41 | | " | 10.0 | ND | 84.1 | 83-127 | | 11.5 | 30 | |
| Bromoform | 6.90 | | " | 10.0 | ND | 69.0 | 68-138 | | 17.6 | 30 | |
| Bromomethane | 9.57 | | " | 10.0 | ND | 95.7 | 14-125 | | 7.64 | 30 | |
| Carbon tetrachloride | 9.16 | | " | 10.0 | ND | 91.6 | 77-139 | | 8.57 | 30 | |
| Chlorobenzene | 9.10 | | " | 10.0 | ND | 91.0 | 88-111 | | 7.92 | 30 | |
| Chloroethane | 10.5 | | " | 10.0 | ND | 105 | 63-130 | | 8.80 | 30 | |
| Chloroform | 9.35 | | " | 10.0 | ND | 93.5 | 62-138 | | 10.3 | 30 | |
| Chloromethane | 10.2 | | " | 10.0 | ND | 102 | 46-121 | | 12.5 | 30 | |
| cis-1,2-Dichloroethylene | 10.2 | | " | 10.0 | ND | 102 | 58-137 | | 10.0 | 30 | |
| cis-1,3-Dichloropropylene | 8.48 | | " | 10.0 | ND | 84.8 | 72-131 | | 12.1 | 30 | |
| Dibromochloromethane | 7.51 | | " | 10.0 | ND | 75.1 | 81-133 | Low Bias | 15.5 | 30 | |
| Dibromomethane | 7.71 | | " | 10.0 | ND | 77.1 | 76-136 | | 16.5 | 30 | |
| Dichlorodifluoromethane | 8.60 | | " | 10.0 | ND | 86.0 | 10-150 | | 12.9 | 30 | |
| Ethyl Benzene | 9.74 | | " | 10.0 | ND | 97.4 | 87-122 | | 7.22 | 30 | |
| Hexachlorobutadiene | 8.02 | | " | 10.0 | ND | 80.2 | 68-134 | | 10.1 | 30 | |
| Isopropylbenzene | 9.95 | | " | 10.0 | ND | 99.5 | 75-126 | | 6.42 | 30 | |
| Methyl tert-butyl ether (MTBE) | 5.90 | | " | 10.0 | ND | 59.0 | 67-130 | Low Bias | 18.6 | 30 | |
| Methylene chloride | 9.54 | | " | 10.0 | ND | 95.4 | 20-158 | | 10.7 | 30 | |
| Naphthalene | 7.22 | | " | 10.0 | ND | 72.2 | 51-151 | | 21.0 | 30 | |
| n-Butylbenzene | 9.60 | | " | 10.0 | ND | 96.0 | 72-124 | | 7.81 | 30 | |
| n-Propylbenzene | 10.2 | | " | 10.0 | ND | 102 | 76-123 | | 6.52 | 30 | |
| o-Xylene | 9.24 | | " | 10.0 | ND | 92.4 | 82-121 | | 7.80 | 30 | |




Volatile Organic Compounds by GC/MS - Quality Control Data

York Analytical Laboratories, Inc.

| Analyte | Result | Reporting | Units | Spike | Source* | %REC | %REC | Limits | Flag | RPD | RPD | Limit | Flag |
|---------|--------|-----------|-------|-------|---------|------|------|--------|------|-------|-----|-------|------|
| | | Limit | | | Result | | | | | Limit | | | |

Batch BL30567 - EPA 5030B

| Matrix Spike Dup (BL30567-MSD1) | *Source sample: 13K1040-01 (MW98-04 (MS+MSD)) | | | | | Prepared & Analyzed: 12/10/2013 | | | | | | | |
|---|--|--|----------|-------------|------|--|---------------|--|--|------|----|--|--|
| p- & m- Xylenes | 20.4 | | ug/L | 20.0 | ND | 102 | 83-128 | | | 6.39 | 30 | | |
| p-Isopropyltoluene | 9.48 | | " | 10.0 | ND | 94.8 | 74-129 | | | 5.84 | 30 | | |
| sec-Butylbenzene | 10.0 | | " | 10.0 | ND | 100 | 80-125 | | | 4.10 | 30 | | |
| Styrene | 8.65 | | " | 10.0 | ND | 86.5 | 51-181 | | | 10.1 | 30 | | |
| tert-Butylbenzene | 9.03 | | " | 10.0 | ND | 90.3 | 78-126 | | | 5.81 | 30 | | |
| Tetrachloroethylene | 10.5 | | " | 10.0 | 1.57 | 89.3 | 73-118 | | | 6.09 | 30 | | |
| Toluene | 9.93 | | " | 10.0 | ND | 99.3 | 81-118 | | | 7.65 | 30 | | |
| trans-1,2-Dichloroethylene | 9.88 | | " | 10.0 | ND | 98.8 | 66-128 | | | 9.27 | 30 | | |
| trans-1,3-Dichloropropylene | 7.85 | | " | 10.0 | ND | 78.5 | 70-129 | | | 12.4 | 30 | | |
| Trichloroethylene | 9.62 | | " | 10.0 | ND | 96.2 | 84-120 | | | 9.03 | 30 | | |
| Trichlorofluoromethane | 9.56 | | " | 10.0 | ND | 95.6 | 68-129 | | | 8.03 | 30 | | |
| Vinyl Chloride | 10.9 | | " | 10.0 | ND | 109 | 49-123 | | | 9.72 | 30 | | |
| <i>Surrogate: 1,2-Dichloroethane-d4</i> | <i>7.71</i> | | <i>"</i> | <i>10.0</i> | | <i>77.1</i> | <i>79-133</i> | | | | | | |
| <i>Surrogate: p-Bromofluorobenzene</i> | <i>9.71</i> | | <i>"</i> | <i>10.0</i> | | <i>97.1</i> | <i>65-133</i> | | | | | | |
| <i>Surrogate: Toluene-d8</i> | <i>9.92</i> | | <i>"</i> | <i>10.0</i> | | <i>99.2</i> | <i>80-123</i> | | | | | | |



Volatile Analysis Sample Containers

| Lab ID | Client Sample ID | Volatile Sample Container |
|------------|------------------|---|
| 13K1040-01 | MW98-04 (MS+MSD) | 40mL Clear Vial (pre-pres.) HCl; Cool to 4° C |

Notes and Definitions

| | |
|-----------|--|
| S-08 | The recovery for this surrogate was outside of QC limits. |
| QM-07 | The spike recovery was outside acceptance limits for the MS and/or MSD. The batch was accepted based on acceptable LCS recovery. |
| QL-02 | This LCS analyte is outside Laboratory Recovery limits due the analyte behavior using the referenced method. The reference method has certain limitations with respect to analytes of this nature. |
| J | Detected below the Reporting Limit but greater than or equal to the Method Detection Limit (MDL/LOD) or in the case of a TIC, the result is an estimated concentration. |
| B | Analyte is found in the associated analysis batch blank. For volatiles, methylene chloride and acetone are common lab contaminants. Data users should consider anything <10x the blank value as artifact. |
| ND | Analyte NOT DETECTED at the stated Reporting Limit (RL) or above. |
| RL | REPORTING LIMIT - the minimum reportable value based upon the lowest point in the analyte calibration curve. |
| MDL | METHOD DETECTION LIMIT - the minimum concentration that can be measured and reported with a 99% confidence that the concentration is greater than zero. If requested or required, a value reported below the RL and above the MDL is considered estimated and is noted with a "J" flag. |
| NR | Not reported |
| RPD | Relative Percent Difference |
| Wet | The data has been reported on an as-received (wet weight) basis |
| Low Bias | Low Bias flag indicates that the recovery of the flagged analyte is below the laboratory or regulatory lower control limit. The data user should take note that this analyte may be biased low but should evaluate multiple lines of evidence including the LCS and site-specific MS/MSD data to draw bias conclusions. In cases where no site-specific MS/MSD was requested, only the LCS data can be used to evaluate such bias. |
| High Bias | High Bias flag indicates that the recovery of the flagged analyte is above the laboratory or regulatory upper control limit. The data user should take note that this analyte may be biased high but should evaluate multiple lines of evidence including the LCS and site-specific MS/MSD data to draw bias conclusions. In cases where no site-specific MS/MSD was requested, only the LCS data can be used to evaluate such bias. |
| Non-Dir. | Non-dir. flag (Non-Directional Bias) indicates that the Relative Percent Difference (RPD) (a measure of precision) among the MS and MSD data is outside the laboratory or regulatory control limit. This alerts the data user where the MS and MSD are from site-specific samples that the RPD is high due to either non-homogeneous distribution of target analyte between the MS/MSD or indicates poor reproducibility for other reasons. |

If EPA SW-846 method 8270 is included herein it is noted that the target compound N-nitrosodiphenylamine (NDPA) decomposes in the gas chromatographic inlet and cannot be separated from diphenylamine (DPA). These results could actually represent 100% DPA, 100% NDPA or some combination of the two. For this reason, York reports the combined result for n-nitrosodiphenylamine and diphenylamine for either of these compounds as a combined concentration as Diphenylamine.

If Total PCBs are detected and the target aroclors reported are "Not detected", the Total PCB value is reported due to the presence of either or both Aroclors 1262 and 1268 which are non-target aroclors for some regulatory lists.

2-chloroethylvinyl ether readily breaks down under acidic conditions. Samples that are acid preserved, including standards will exhibit breakdown. The data user should take note.

Certification for pH is no longer offered by NYDOH ELAP.

Semi-Volatile and Volatile analyses are reported down to the MDL, with values between the MDL and the RL being "J" flagged as estimated results.

Field Chain-of-Custody Record

York Project No. 13K1040

NOTE: York's Std. Terms & Conditions are listed on the back side of this document. This document serves as your written authorization to York to proceed with the analyses requested and your signature binds you to York's Std. Terms & Conditions unless superseded by written contract.

| | | | | | | | | | | | | | | | | | | | | |
|--|--|---------------------------------------|-------------------------------|--|--|--|---------------------------------------|---|--|--|---|----------------------------------|--|-------------------------------------|------------------------------------|------------------------------------|---------------------------------|---------------------------------|----------------------|---------|
| Client Information | | Report to: | | Invoice To: | | Client Project ID | | Turn-Around Time | | Report Type/Deliverables | | | | | | | | | | |
| Company: <u>LBG</u> | <input type="checkbox"/> SAME | <input type="checkbox"/> Tunde Sandor | <input type="checkbox"/> SAME | <input type="checkbox"/> Mark Goldberg | <input type="checkbox"/> RUSH Same Day | <input type="checkbox"/> RUSH Next Day | <input type="checkbox"/> RUSH Two Day | <input type="checkbox"/> RUSH Three Day | <input type="checkbox"/> RUSH Four Day | <input type="checkbox"/> Standard (5-7 days) | <input checked="" type="checkbox"/> X Excel | <input type="checkbox"/> Summary | <input type="checkbox"/> QA/QC Summary | <input type="checkbox"/> CT RCP Pkg | <input type="checkbox"/> ASP A Pkg | <input type="checkbox"/> ASP B Pkg | <input type="checkbox"/> X, pdf | <input type="checkbox"/> X, pdf | | |
| Address: <u>4 Research Drive,</u> | Name: | Company: | Address: | Company: | Address: | E-mail: | Fax No.: | E-mail: | Fax No.: | Samples from: <u>CT_NY_NJ</u> | | Miscellaneous Parameters | | Full Lists | | Miscellaneous Parameters | | Special Instructions | | |
| Phone no.: <u>203-928-8555</u> | Company: <u>Suite 301, Shelton CT, 06484</u> | Address: | E-mail: | Fax No.: | Volatiles | | Metals | | Full Lists | | Miscellaneous Parameters | | Miscellaneous Parameters | | Full Lists | | Miscellaneous Parameters | | Special Instructions | |
| Contact Person <u>Tunde Sandor</u> | Company: <u>Same</u> | Address: | E-mail: | Fax No.: | 8260 full | TICS | RCRA8 | TPH GRO | TPH DRG | TPH DRG | TPH DRG | TPH DRG | TPH DRG | TPH DRG | TPH DRG | TPH DRG | TPH DRG | TPH DRG | TPH DRG | TPH DRG |
| E-mail Address: <u>tsandor@lbgct.com</u> | Company: <u>Same</u> | Address: | E-mail: | Fax No.: | 624 | Site Spec. | 8081 Pest | TPH GRO | TPH DRG | TPH DRG | TPH DRG | TPH DRG | TPH DRG | TPH DRG | TPH DRG | TPH DRG | TPH DRG | TPH DRG | TPH DRG | TPH DRG |
| FAX No.: <u>203-926-9140</u> | Company: <u>Same</u> | Address: | E-mail: | Fax No.: | STARS | SPLP or TCLP | 8151 Herb | TPH DRG | TPH DRG | TPH DRG | TPH DRG | TPH DRG | TPH DRG | TPH DRG | TPH DRG | TPH DRG | TPH DRG | TPH DRG | TPH DRG | TPH DRG |

Print Clearly and Legibly. All Information must be complete. Samples will NOT be logged in and the turn-around time clock will not begin until any questions by York are resolved.

[Signature]
Samples Collected/Authorized By (Signature)
Evan Foster
Name (printed)

| Sample Identification | Date Sampled | Sample Matrix | Choose Analyses Needed from the Menu Above and Enter Below | Container Description(s) |
|--------------------------|-----------------|---------------|--|--------------------------|
| <u>MU 98-04 (MSTMSD)</u> | <u>11-26-13</u> | <u>GW</u> | <u>VOC 8260 full list (EPA SW846-8260B)</u> | <u>900AS</u> |
| | | <u>GW</u> | <u>VOC 8260 full list (EPA SW846-8260B)</u> | |
| | | <u>GW</u> | <u>VOC 8260 full list (EPA SW846-8260B)</u> | |
| | | <u>GW</u> | <u>VOC 8260 full list (EPA SW846-8260B)</u> | |
| | | <u>GW</u> | <u>VOC 8260 full list (EPA SW846-8260B)</u> | |
| | | <u>GW</u> | <u>VOC 8260 full list (EPA SW846-8260B)</u> | |
| | | <u>GW</u> | <u>VOC 8260 full list (EPA SW846-8260B)</u> | |
| | | <u>GW</u> | <u>VOC 8260 full list (EPA SW846-8260B)</u> | |
| | | <u>GW</u> | <u>VOC 8260 full list (EPA SW846-8260B)</u> | |


Comments: Preservation: Cool 4°C

Preservation: COOL 4°C HNO3 11/27/13 1355 H2SO4 11/27/13 1355 NaOH NONE FROZEN

Samples Relinquished By: [Signature] Date/Time: 11/27/13

Samples Relinquished By: [Signature] Date/Time: 11/27/13

Temperature on Receipt: 4.3 °C



Technical Report

prepared for:

Leggette Brashears & Graham Shelton Office
4 Research Drive, Suite 301
Shelton CT, 06484
Attention: Tunde Komuves-Sandor

Report Date: 11/25/2013
Client Project ID: Rowe Industries
York Project (SDG) No.: 13K0723

CT Cert. No. PH-0723

New Jersey Cert. No. CT-005



New York Cert. No. 10854

PA Cert. No. 68-04440

Table of Contents

| | |
|--|----|
| Introduction and Sample Cross Reference | 3 |
| General Notes Relating to this Report | 3 |
| Sample Results | 4 |
| AQ111813:1100NP4-1 | 4 |
| Volatile Organic Compounds in Air by GC/MS | 4 |
| AQ111813:1105NP4-2 | 6 |
| AQ111813:1110NP4-3 | 8 |
| Quality Batch Summary | 11 |
| QA/QC Summary Data | 12 |
| Volatile Organic Compounds in Air by GC/MS EPA TO-15 | 12 |
| Notes and Specific Data Flags | 16 |
| Chain-of-Custody | 17 |

Report Date: 11/25/2013
 Client Project ID: Rowe Industries
 York Project (SDG) No.: 13K0723

Leggette Brashears & Graham Shelton Office
 4 Research Drive, Suite 301
 Shelton CT, 06484
 Attention: Tunde Komuves-Sandor

Purpose and Results

This report contains the analytical data for the sample(s) identified on the attached chain-of-custody received in our laboratory on November 20, 2013 and listed below. The project was identified as your project: **Rowe Industries**.

The analyses were conducted utilizing appropriate EPA, Standard Methods, and ASTM methods as detailed in the data summary tables.

All samples were received in proper condition meeting the customary acceptance requirements for environmental samples except those indicated under the Notes section of this report.

All analyses met the method and laboratory standard operating procedure requirements except as indicated by any data flags, the meaning of which are explained in the attachment to this report, and case narrative if applicable.

The results of the analyses, which are all reported on dry weight basis (soils) unless otherwise noted, are detailed in the following pages.

Please contact Client Services at 203.325.1371 with any questions regarding this report.

| <u>York Sample ID</u> | <u>Client Sample ID</u> | <u>Matrix</u> | <u>Date Collected</u> | <u>Date Received</u> |
|-----------------------|-------------------------|------------------|-----------------------|----------------------|
| 13K0723-01 | AQ111813:1100NP4-1 | Vapor Extraction | 11/18/2013 | 11/20/2013 |
| 13K0723-02 | AQ111813:1105NP4-2 | Vapor Extraction | 11/18/2013 | 11/20/2013 |
| 13K0723-03 | AQ111813:1110NP4-3 | Vapor Extraction | 11/18/2013 | 11/20/2013 |

General Notes for York Project (SDG) No.: 13K0723

1. The RLs and MDLs (Reporting Limit and Method Detection Limit respectively) reported are adjusted for any dilution necessary due to the levels of target and/or non-target analytes and matrix interference. The RL(REPORTING LIMIT) is based upon the lowest standard utilized for the calibration where applicable.
2. Samples are retained for a period of thirty days after submittal of report, unless other arrangements are made.
3. York's liability for the above data is limited to the dollar value paid to York for the referenced project.
4. This report shall not be reproduced without the written approval of York Analytical Laboratories, Inc.
5. All samples were received in proper condition for analysis with proper documentation, unless otherwise noted.
6. All analyses conducted met method or Laboratory SOP requirements. See the Qualifiers and/or Narrative sections for further information.
7. It is noted that no analyses reported herein were subcontracted to another laboratory, unless noted in the report.
8. This report reflects results that relate only to the samples submitted on the attached chain-of-custody form(s) received by York.

Approved By:



Benjamin Gulizia
 Laboratory Director

Date: 11/25/2013





Sample Information

Client Sample ID: AQ111813:1100NP4-1

York Sample ID: 13K0723-01

York Project (SDG) No.
13K0723

Client Project ID
Rowe Industries

Matrix
Vapor Extraction

Collection Date/Time
November 18, 2013 11:00 am

Date Received
11/20/2013

Volatile Organics, EPA TO15 Full List

Log-in Notes:

Sample Notes:

Sample Prepared by Method: EPA TO15 PREP

| CAS No. | Parameter | Result | Flag | Units | MDL | RL | Dilution | Reference Method | Date/Time Prepared | Date/Time Analyzed | Analyst |
|-------------|--------------------------------|-------------|------|-------------------|------|------|----------|------------------|--------------------|--------------------|---------|
| 75-01-4 | Vinyl Chloride | ND | | ug/m ³ | 0.44 | 0.44 | 1.68 | EPA TO-15 | 11/22/2013 10:42 | 11/22/2013 10:42 | ALD |
| 108-05-4 | Vinyl acetate | ND | | ug/m ³ | 0.60 | 0.60 | 1.68 | EPA TO-15 | 11/22/2013 10:42 | 11/22/2013 10:42 | ALD |
| 79-01-6 | Trichloroethylene | ND | | ug/m ³ | 0.46 | 0.46 | 1.68 | EPA TO-15 | 11/22/2013 10:42 | 11/22/2013 10:42 | ALD |
| 10061-02-6 | trans-1,3-Dichloropropylene | ND | | ug/m ³ | 0.78 | 0.78 | 1.68 | EPA TO-15 | 11/22/2013 10:42 | 11/22/2013 10:42 | ALD |
| 156-60-5 | trans-1,2-Dichloroethylene | ND | | ug/m ³ | 0.68 | 0.68 | 1.68 | EPA TO-15 | 11/22/2013 10:42 | 11/22/2013 10:42 | ALD |
| 108-88-3 | Toluene | 0.84 | | ug/m ³ | 0.64 | 0.64 | 1.68 | EPA TO-15 | 11/22/2013 10:42 | 11/22/2013 10:42 | ALD |
| 109-99-9 | Tetrahydrofuran | ND | | ug/m ³ | 0.50 | 0.50 | 1.68 | EPA TO-15 | 11/22/2013 10:42 | 11/22/2013 10:42 | ALD |
| 127-18-4 | Tetrachloroethylene | 2.0 | | ug/m ³ | 1.2 | 1.2 | 1.68 | EPA TO-15 | 11/22/2013 10:42 | 11/22/2013 10:42 | ALD |
| 100-42-5 | Styrene | ND | | ug/m ³ | 0.73 | 0.73 | 1.68 | EPA TO-15 | 11/22/2013 10:42 | 11/22/2013 10:42 | ALD |
| 115-07-1 | Propylene | ND | | ug/m ³ | 0.29 | 0.29 | 1.68 | EPA TO-15 | 11/22/2013 10:42 | 11/22/2013 10:42 | ALD |
| 622-96-8 | p-Ethyltoluene | ND | | ug/m ³ | 4.2 | 4.2 | 1.68 | EPA TO-15 | 11/22/2013 10:42 | 11/22/2013 10:42 | ALD |
| 179601-23-1 | p- & m- Xylenes | ND | | ug/m ³ | 1.5 | 1.5 | 1.68 | EPA TO-15 | 11/22/2013 10:42 | 11/22/2013 10:42 | ALD |
| 95-47-6 | o-Xylene | ND | | ug/m ³ | 0.74 | 0.74 | 1.68 | EPA TO-15 | 11/22/2013 10:42 | 11/22/2013 10:42 | ALD |
| 110-54-3 | n-Hexane | 1.2 | | ug/m ³ | 0.60 | 0.60 | 1.68 | EPA TO-15 | 11/22/2013 10:42 | 11/22/2013 10:42 | ALD |
| 142-82-5 | n-Heptane | 1.1 | | ug/m ³ | 0.70 | 0.70 | 1.68 | EPA TO-15 | 11/22/2013 10:42 | 11/22/2013 10:42 | ALD |
| 75-09-2 | Methylene chloride | 1.4 | B | ug/m ³ | 0.59 | 0.59 | 1.68 | EPA TO-15 | 11/22/2013 10:42 | 11/22/2013 10:42 | ALD |
| 1634-04-4 | Methyl tert-butyl ether (MTBE) | ND | | ug/m ³ | 0.61 | 0.61 | 1.68 | EPA TO-15 | 11/22/2013 10:42 | 11/22/2013 10:42 | ALD |
| 108-10-1 | 4-Methyl-2-pentanone | 12 | | ug/m ³ | 0.70 | 0.70 | 1.68 | EPA TO-15 | 11/22/2013 10:42 | 11/22/2013 10:42 | ALD |
| 67-63-0 | Isopropanol | 6.1 | | ug/m ³ | 0.42 | 0.42 | 1.68 | EPA TO-15 | 11/22/2013 10:42 | 11/22/2013 10:42 | ALD |
| 87-68-3 | Hexachlorobutadiene | ND | | ug/m ³ | 1.8 | 1.8 | 1.68 | EPA TO-15 | 11/22/2013 10:42 | 11/22/2013 10:42 | ALD |
| 100-41-4 | Ethyl Benzene | ND | | ug/m ³ | 0.74 | 0.74 | 1.68 | EPA TO-15 | 11/22/2013 10:42 | 11/22/2013 10:42 | ALD |
| 141-78-6 | Ethyl acetate | ND | | ug/m ³ | 0.62 | 0.62 | 1.68 | EPA TO-15 | 11/22/2013 10:42 | 11/22/2013 10:42 | ALD |
| 110-82-7 | Cyclohexane | ND | | ug/m ³ | 0.59 | 0.59 | 1.68 | EPA TO-15 | 11/22/2013 10:42 | 11/22/2013 10:42 | ALD |
| 10061-01-5 | cis-1,3-Dichloropropylene | ND | | ug/m ³ | 0.78 | 0.78 | 1.68 | EPA TO-15 | 11/22/2013 10:42 | 11/22/2013 10:42 | ALD |
| 156-59-2 | cis-1,2-Dichloroethylene | 0.68 | | ug/m ³ | 0.68 | 0.68 | 1.68 | EPA TO-15 | 11/22/2013 10:42 | 11/22/2013 10:42 | ALD |
| 74-87-3 | Chloromethane | 1.6 | | ug/m ³ | 0.35 | 0.35 | 1.68 | EPA TO-15 | 11/22/2013 10:42 | 11/22/2013 10:42 | ALD |
| 67-66-3 | Chloroform | ND | | ug/m ³ | 0.83 | 0.83 | 1.68 | EPA TO-15 | 11/22/2013 10:42 | 11/22/2013 10:42 | ALD |
| 75-00-3 | Chloroethane | ND | | ug/m ³ | 0.45 | 0.45 | 1.68 | EPA TO-15 | 11/22/2013 10:42 | 11/22/2013 10:42 | ALD |
| 56-23-5 | Carbon tetrachloride | 1.1 | | ug/m ³ | 0.54 | 0.54 | 1.68 | EPA TO-15 | 11/22/2013 10:42 | 11/22/2013 10:42 | ALD |
| 75-15-0 | Carbon disulfide | ND | | ug/m ³ | 0.53 | 0.53 | 1.68 | EPA TO-15 | 11/22/2013 10:42 | 11/22/2013 10:42 | ALD |
| 74-83-9 | Bromomethane | ND | | ug/m ³ | 0.66 | 0.66 | 1.68 | EPA TO-15 | 11/22/2013 10:42 | 11/22/2013 10:42 | ALD |



Sample Information

Client Sample ID: AQ111813:1100NP4-1

York Sample ID: 13K0723-01

York Project (SDG) No.
Client Project ID
Matrix
Collection Date/Time
Date Received

13K0723

Rowe Industries

Vapor Extraction


November 18, 2013 11:00 am

11/20/2013

Volatile Organics, EPA TO15 Full List
Log-in Notes:
Sample Notes:

Sample Prepared by Method: EPA TO15 PREP

| CAS No. | Parameter | Result | Flag | Units | MDL | RL | Dilution | Reference Method | Date/Time Prepared | Date/Time Analyzed | Analyst |
|----------|---|---------------|------|-------------------------|------|------|----------|------------------|--------------------|--------------------|---------|
| 75-25-2 | Bromoform | ND | | ug/m ³ | 1.8 | 1.8 | 1.68 | EPA TO-15 | 11/22/2013 10:42 | 11/22/2013 10:42 | ALD |
| 75-27-4 | Bromodichloromethane | ND | | ug/m ³ | 1.1 | 1.1 | 1.68 | EPA TO-15 | 11/22/2013 10:42 | 11/22/2013 10:42 | ALD |
| 100-44-7 | Benzyl chloride | ND | | ug/m ³ | 0.88 | 0.88 | 1.68 | EPA TO-15 | 11/22/2013 10:42 | 11/22/2013 10:42 | ALD |
| 71-43-2 | Benzene | 0.76 | | ug/m ³ | 0.55 | 0.55 | 1.68 | EPA TO-15 | 11/22/2013 10:42 | 11/22/2013 10:42 | ALD |
| 67-64-1 | Acetone | 9.4 | | ug/m ³ | 0.41 | 0.41 | 1.68 | EPA TO-15 | 11/22/2013 10:42 | 11/22/2013 10:42 | ALD |
| 591-78-6 | 2-Hexanone | ND | | ug/m ³ | 0.70 | 0.70 | 1.68 | EPA TO-15 | 11/22/2013 10:42 | 11/22/2013 10:42 | ALD |
| 78-93-3 | 2-Butanone | 1.8 | | ug/m ³ | 0.50 | 0.50 | 1.68 | EPA TO-15 | 11/22/2013 10:42 | 11/22/2013 10:42 | ALD |
| 123-91-1 | 1,4-Dioxane | ND | | ug/m ³ | 0.62 | 0.62 | 1.68 | EPA TO-15 | 11/22/2013 10:42 | 11/22/2013 10:42 | ALD |
| 106-46-7 | 1,4-Dichlorobenzene | ND | | ug/m ³ | 1.0 | 1.0 | 1.68 | EPA TO-15 | 11/22/2013 10:42 | 11/22/2013 10:42 | ALD |
| 541-73-1 | 1,3-Dichlorobenzene | ND | | ug/m ³ | 1.0 | 1.0 | 1.68 | EPA TO-15 | 11/22/2013 10:42 | 11/22/2013 10:42 | ALD |
| 106-99-0 | 1,3-Butadiene | ND | | ug/m ³ | 0.74 | 0.74 | 1.68 | EPA TO-15 | 11/22/2013 10:42 | 11/22/2013 10:42 | ALD |
| 108-67-8 | 1,3,5-Trimethylbenzene | ND | | ug/m ³ | 0.84 | 0.84 | 1.68 | EPA TO-15 | 11/22/2013 10:42 | 11/22/2013 10:42 | ALD |
| 76-14-2 | 1,2-Dichlorotetrafluoroethane | ND | | ug/m ³ | 1.2 | 1.2 | 1.68 | EPA TO-15 | 11/22/2013 10:42 | 11/22/2013 10:42 | ALD |
| 78-87-5 | 1,2-Dichloropropane | ND | | ug/m ³ | 0.79 | 0.79 | 1.68 | EPA TO-15 | 11/22/2013 10:42 | 11/22/2013 10:42 | ALD |
| 107-06-2 | 1,2-Dichloroethane | ND | | ug/m ³ | 0.69 | 0.69 | 1.68 | EPA TO-15 | 11/22/2013 10:42 | 11/22/2013 10:42 | ALD |
| 95-50-1 | 1,2-Dichlorobenzene | ND | | ug/m ³ | 1.0 | 1.0 | 1.68 | EPA TO-15 | 11/22/2013 10:42 | 11/22/2013 10:42 | ALD |
| 95-63-6 | 1,2,4-Trimethylbenzene | ND | | ug/m ³ | 0.84 | 0.84 | 1.68 | EPA TO-15 | 11/22/2013 10:42 | 11/22/2013 10:42 | ALD |
| 120-82-1 | 1,2,4-Trichlorobenzene | ND | | ug/m ³ | 1.3 | 1.3 | 1.68 | EPA TO-15 | 11/22/2013 10:42 | 11/22/2013 10:42 | ALD |
| 75-35-4 | 1,1-Dichloroethylene | ND | | ug/m ³ | 0.68 | 0.68 | 1.68 | EPA TO-15 | 11/22/2013 10:42 | 11/22/2013 10:42 | ALD |
| 75-34-3 | 1,1-Dichloroethane | ND | | ug/m ³ | 0.69 | 0.69 | 1.68 | EPA TO-15 | 11/22/2013 10:42 | 11/22/2013 10:42 | ALD |
| 75-69-4 | Trichlorofluoromethane (Freon 11) | 1.6 | | ug/m ³ | 0.96 | 0.96 | 1.68 | EPA TO-15 | 11/22/2013 10:42 | 11/22/2013 10:42 | ALD |
| 79-00-5 | 1,1,2-Trichloroethane | ND | | ug/m ³ | 0.93 | 0.93 | 1.68 | EPA TO-15 | 11/22/2013 10:42 | 11/22/2013 10:42 | ALD |
| 76-13-1 | 1,1,2-Trichloro-1,2,2-trifluoroethane (Freon 113) | ND | | ug/m ³ | 1.3 | 1.3 | 1.68 | EPA TO-15 | 11/22/2013 10:42 | 11/22/2013 10:42 | ALD |
| 79-34-5 | 1,1,2,2-Tetrachloroethane | ND | | ug/m ³ | 1.2 | 1.2 | 1.68 | EPA TO-15 | 11/22/2013 10:42 | 11/22/2013 10:42 | ALD |
| 71-55-6 | 1,1,1-Trichloroethane | ND | | ug/m ³ | 0.93 | 0.93 | 1.68 | EPA TO-15 | 11/22/2013 10:42 | 11/22/2013 10:42 | ALD |
| 75-71-8 | Dichlorodifluoromethane | 2.3 | | ug/m ³ | 0.84 | 0.84 | 1.68 | EPA TO-15 | 11/22/2013 10:42 | 11/22/2013 10:42 | ALD |
| 106-93-4 | 1,2-Dibromoethane | ND | | ug/m ³ | 1.3 | 1.3 | 1.68 | EPA TO-15 | 11/22/2013 10:42 | 11/22/2013 10:42 | ALD |
| 124-48-1 | Dibromochloromethane | ND | | ug/m ³ | 1.4 | 1.4 | 1.68 | EPA TO-15 | 11/22/2013 10:42 | 11/22/2013 10:42 | ALD |
| 80-62-6 | Methyl Methacrylate | ND | | ug/m ³ | 0.70 | 0.70 | 1.68 | EPA TO-15 | 11/22/2013 10:42 | 11/22/2013 10:42 | ALD |
| 108-90-7 | Chlorobenzene | ND | | ug/m ³ | 0.79 | 0.79 | 1.68 | EPA TO-15 | 11/22/2013 10:42 | 11/22/2013 10:42 | ALD |
| | Surrogate Recoveries | Result | | Acceptance Range | | | | | | | |
| 460-00-4 | Surrogate: <i>p</i> -Bromofluorobenzene | 93.0 % | | 70-130 | | | | | | | |



Sample Information

Client Sample ID: AQ111813:1100NP4-1

York Sample ID: 13K0723-01

| <u>York Project (SDG) No.</u> | <u>Client Project ID</u> | <u>Matrix</u> | <u>Collection Date/Time</u> | <u>Date Received</u> |
|-------------------------------|--------------------------|------------------|-----------------------------|----------------------|
| 13K0723 | Rowe Industries | Vapor Extraction | November 18, 2013 11:00 am | 11/20/2013 |

Sample Information

Client Sample ID: AQ111813:1105NP4-2

York Sample ID: 13K0723-02

| <u>York Project (SDG) No.</u> | <u>Client Project ID</u> | <u>Matrix</u> | <u>Collection Date/Time</u> | <u>Date Received</u> |
|-------------------------------|--------------------------|------------------|-----------------------------|----------------------|
| 13K0723 | Rowe Industries | Vapor Extraction | November 18, 2013 11:05 am | 11/20/2013 |

Volatile Organics, EPA TO15 Full List

Log-in Notes:

Sample Notes:

Sample Prepared by Method: EPA TO15 PREP

| <u>CAS No.</u> | <u>Parameter</u> | <u>Result</u> | <u>Flag</u> | <u>Units</u> | <u>MDL</u> | <u>RL</u> | <u>Dilution</u> | <u>Reference Method</u> | <u>Date/Time Prepared</u> | <u>Date/Time Analyzed</u> | <u>Analyst</u> |
|----------------|--------------------------------|---------------|-------------|-------------------|------------|-----------|-----------------|-------------------------|---------------------------|---------------------------|----------------|
| 75-01-4 | Vinyl Chloride | ND | | ug/m ³ | 0.47 | 0.47 | 1.8 | EPA TO-15 | 11/22/2013 12:06 | 11/22/2013 12:06 | ALD |
| 108-05-4 | Vinyl acetate | ND | | ug/m ³ | 0.64 | 0.64 | 1.8 | EPA TO-15 | 11/22/2013 12:06 | 11/22/2013 12:06 | ALD |
| 79-01-6 | Trichloroethylene | 1.3 | | ug/m ³ | 0.49 | 0.49 | 1.8 | EPA TO-15 | 11/22/2013 12:06 | 11/22/2013 12:06 | ALD |
| 10061-02-6 | trans-1,3-Dichloropropylene | ND | | ug/m ³ | 0.83 | 0.83 | 1.8 | EPA TO-15 | 11/22/2013 12:06 | 11/22/2013 12:06 | ALD |
| 156-60-5 | trans-1,2-Dichloroethylene | ND | | ug/m ³ | 0.73 | 0.73 | 1.8 | EPA TO-15 | 11/22/2013 12:06 | 11/22/2013 12:06 | ALD |
| 108-88-3 | Toluene | ND | | ug/m ³ | 0.69 | 0.69 | 1.8 | EPA TO-15 | 11/22/2013 12:06 | 11/22/2013 12:06 | ALD |
| 109-99-9 | Tetrahydrofuran | 1.0 | | ug/m ³ | 0.54 | 0.54 | 1.8 | EPA TO-15 | 11/22/2013 12:06 | 11/22/2013 12:06 | ALD |
| 127-18-4 | Tetrachloroethylene | 6.5 | | ug/m ³ | 1.2 | 1.2 | 1.8 | EPA TO-15 | 11/22/2013 12:06 | 11/22/2013 12:06 | ALD |
| 100-42-5 | Styrene | ND | | ug/m ³ | 0.78 | 0.78 | 1.8 | EPA TO-15 | 11/22/2013 12:06 | 11/22/2013 12:06 | ALD |
| 115-07-1 | Propylene | ND | | ug/m ³ | 0.32 | 0.32 | 1.8 | EPA TO-15 | 11/22/2013 12:06 | 11/22/2013 12:06 | ALD |
| 622-96-8 | p-Ethyltoluene | ND | | ug/m ³ | 4.5 | 4.5 | 1.8 | EPA TO-15 | 11/22/2013 12:06 | 11/22/2013 12:06 | ALD |
| 179601-23-1 | p- & m- Xylenes | ND | | ug/m ³ | 1.6 | 1.6 | 1.8 | EPA TO-15 | 11/22/2013 12:06 | 11/22/2013 12:06 | ALD |
| 95-47-6 | o-Xylene | ND | | ug/m ³ | 0.79 | 0.79 | 1.8 | EPA TO-15 | 11/22/2013 12:06 | 11/22/2013 12:06 | ALD |
| 110-54-3 | n-Hexane | 0.71 | | ug/m ³ | 0.65 | 0.65 | 1.8 | EPA TO-15 | 11/22/2013 12:06 | 11/22/2013 12:06 | ALD |
| 142-82-5 | n-Heptane | ND | | ug/m ³ | 0.75 | 0.75 | 1.8 | EPA TO-15 | 11/22/2013 12:06 | 11/22/2013 12:06 | ALD |
| 75-09-2 | Methylene chloride | 3.6 | B | ug/m ³ | 0.64 | 0.64 | 1.8 | EPA TO-15 | 11/22/2013 12:06 | 11/22/2013 12:06 | ALD |
| 1634-04-4 | Methyl tert-butyl ether (MTBE) | 1.6 | | ug/m ³ | 0.66 | 0.66 | 1.8 | EPA TO-15 | 11/22/2013 12:06 | 11/22/2013 12:06 | ALD |
| 108-10-1 | 4-Methyl-2-pentanone | 0.90 | | ug/m ³ | 0.75 | 0.75 | 1.8 | EPA TO-15 | 11/22/2013 12:06 | 11/22/2013 12:06 | ALD |
| 67-63-0 | Isopropanol | ND | | ug/m ³ | 0.45 | 0.45 | 1.8 | EPA TO-15 | 11/22/2013 12:06 | 11/22/2013 12:06 | ALD |
| 87-68-3 | Hexachlorobutadiene | ND | | ug/m ³ | 2.0 | 2.0 | 1.8 | EPA TO-15 | 11/22/2013 12:06 | 11/22/2013 12:06 | ALD |
| 100-41-4 | Ethyl Benzene | ND | | ug/m ³ | 0.79 | 0.79 | 1.8 | EPA TO-15 | 11/22/2013 12:06 | 11/22/2013 12:06 | ALD |
| 141-78-6 | Ethyl acetate | ND | | ug/m ³ | 0.66 | 0.66 | 1.8 | EPA TO-15 | 11/22/2013 12:06 | 11/22/2013 12:06 | ALD |
| 110-82-7 | Cyclohexane | ND | | ug/m ³ | 0.63 | 0.63 | 1.8 | EPA TO-15 | 11/22/2013 12:06 | 11/22/2013 12:06 | ALD |
| 10061-01-5 | cis-1,3-Dichloropropylene | ND | | ug/m ³ | 0.83 | 0.83 | 1.8 | EPA TO-15 | 11/22/2013 12:06 | 11/22/2013 12:06 | ALD |
| 156-59-2 | cis-1,2-Dichloroethylene | 3.5 | | ug/m ³ | 0.73 | 0.73 | 1.8 | EPA TO-15 | 11/22/2013 12:06 | 11/22/2013 12:06 | ALD |
| 74-87-3 | Chloromethane | 2.6 | | ug/m ³ | 0.38 | 0.38 | 1.8 | EPA TO-15 | 11/22/2013 12:06 | 11/22/2013 12:06 | ALD |



Sample Information

Client Sample ID: AQ111813:1105NP4-2

York Sample ID: 13K0723-02

York Project (SDG) No.
Client Project ID
Matrix
Collection Date/Time
Date Received

13K0723

Rowe Industries

Vapor Extraction

November 18, 2013 11:05 am

11/20/2013

Volatile Organics, EPA TO15 Full List
Log-in Notes:
Sample Notes:

Sample Prepared by Method: EPA TO15 PREP

| CAS No. | Parameter | Result | Flag | Units | MDL | RL | Dilution | Reference Method | Date/Time Prepared | Date/Time Analyzed | Analyst |
|----------|---|--------|------|-------------------|------|------|----------|------------------|--------------------|--------------------|---------|
| 67-66-3 | Chloroform | 2.6 | | ug/m ³ | 0.89 | 0.89 | 1.8 | EPA TO-15 | 11/22/2013 12:06 | 11/22/2013 12:06 | ALD |
| 75-00-3 | Chloroethane | ND | | ug/m ³ | 0.48 | 0.48 | 1.8 | EPA TO-15 | 11/22/2013 12:06 | 11/22/2013 12:06 | ALD |
| 56-23-5 | Carbon tetrachloride | 1.2 | | ug/m ³ | 0.58 | 0.58 | 1.8 | EPA TO-15 | 11/22/2013 12:06 | 11/22/2013 12:06 | ALD |
| 75-15-0 | Carbon disulfide | ND | | ug/m ³ | 0.57 | 0.57 | 1.8 | EPA TO-15 | 11/22/2013 12:06 | 11/22/2013 12:06 | ALD |
| 74-83-9 | Bromomethane | ND | | ug/m ³ | 0.71 | 0.71 | 1.8 | EPA TO-15 | 11/22/2013 12:06 | 11/22/2013 12:06 | ALD |
| 75-25-2 | Bromoform | ND | | ug/m ³ | 1.9 | 1.9 | 1.8 | EPA TO-15 | 11/22/2013 12:06 | 11/22/2013 12:06 | ALD |
| 75-27-4 | Bromodichloromethane | ND | | ug/m ³ | 1.1 | 1.1 | 1.8 | EPA TO-15 | 11/22/2013 12:06 | 11/22/2013 12:06 | ALD |
| 100-44-7 | Benzyl chloride | ND | | ug/m ³ | 0.95 | 0.95 | 1.8 | EPA TO-15 | 11/22/2013 12:06 | 11/22/2013 12:06 | ALD |
| 71-43-2 | Benzene | 0.64 | | ug/m ³ | 0.58 | 0.58 | 1.8 | EPA TO-15 | 11/22/2013 12:06 | 11/22/2013 12:06 | ALD |
| 67-64-1 | Acetone | 13 | | ug/m ³ | 0.44 | 0.44 | 1.8 | EPA TO-15 | 11/22/2013 12:06 | 11/22/2013 12:06 | ALD |
| 591-78-6 | 2-Hexanone | ND | | ug/m ³ | 0.75 | 0.75 | 1.8 | EPA TO-15 | 11/22/2013 12:06 | 11/22/2013 12:06 | ALD |
| 78-93-3 | 2-Butanone | 4.3 | | ug/m ³ | 0.54 | 0.54 | 1.8 | EPA TO-15 | 11/22/2013 12:06 | 11/22/2013 12:06 | ALD |
| 123-91-1 | 1,4-Dioxane | ND | | ug/m ³ | 0.66 | 0.66 | 1.8 | EPA TO-15 | 11/22/2013 12:06 | 11/22/2013 12:06 | ALD |
| 106-46-7 | 1,4-Dichlorobenzene | ND | | ug/m ³ | 1.1 | 1.1 | 1.8 | EPA TO-15 | 11/22/2013 12:06 | 11/22/2013 12:06 | ALD |
| 541-73-1 | 1,3-Dichlorobenzene | ND | | ug/m ³ | 1.1 | 1.1 | 1.8 | EPA TO-15 | 11/22/2013 12:06 | 11/22/2013 12:06 | ALD |
| 106-99-0 | 1,3-Butadiene | ND | | ug/m ³ | 0.79 | 0.79 | 1.8 | EPA TO-15 | 11/22/2013 12:06 | 11/22/2013 12:06 | ALD |
| 108-67-8 | 1,3,5-Trimethylbenzene | ND | | ug/m ³ | 0.90 | 0.90 | 1.8 | EPA TO-15 | 11/22/2013 12:06 | 11/22/2013 12:06 | ALD |
| 76-14-2 | 1,2-Dichlorotetrafluoroethane | ND | | ug/m ³ | 1.3 | 1.3 | 1.8 | EPA TO-15 | 11/22/2013 12:06 | 11/22/2013 12:06 | ALD |
| 78-87-5 | 1,2-Dichloropropane | ND | | ug/m ³ | 0.85 | 0.85 | 1.8 | EPA TO-15 | 11/22/2013 12:06 | 11/22/2013 12:06 | ALD |
| 107-06-2 | 1,2-Dichloroethane | ND | | ug/m ³ | 0.74 | 0.74 | 1.8 | EPA TO-15 | 11/22/2013 12:06 | 11/22/2013 12:06 | ALD |
| 95-50-1 | 1,2-Dichlorobenzene | ND | | ug/m ³ | 1.1 | 1.1 | 1.8 | EPA TO-15 | 11/22/2013 12:06 | 11/22/2013 12:06 | ALD |
| 95-63-6 | 1,2,4-Trimethylbenzene | ND | | ug/m ³ | 0.90 | 0.90 | 1.8 | EPA TO-15 | 11/22/2013 12:06 | 11/22/2013 12:06 | ALD |
| 120-82-1 | 1,2,4-Trichlorobenzene | ND | | ug/m ³ | 1.4 | 1.4 | 1.8 | EPA TO-15 | 11/22/2013 12:06 | 11/22/2013 12:06 | ALD |
| 75-35-4 | 1,1-Dichloroethylene | ND | | ug/m ³ | 0.73 | 0.73 | 1.8 | EPA TO-15 | 11/22/2013 12:06 | 11/22/2013 12:06 | ALD |
| 75-34-3 | 1,1-Dichloroethane | 2.4 | | ug/m ³ | 0.74 | 0.74 | 1.8 | EPA TO-15 | 11/22/2013 12:06 | 11/22/2013 12:06 | ALD |
| 75-69-4 | Trichlorofluoromethane (Freon 11) | 2.1 | | ug/m ³ | 1.0 | 1.0 | 1.8 | EPA TO-15 | 11/22/2013 12:06 | 11/22/2013 12:06 | ALD |
| 79-00-5 | 1,1,2-Trichloroethane | ND | | ug/m ³ | 1.0 | 1.0 | 1.8 | EPA TO-15 | 11/22/2013 12:06 | 11/22/2013 12:06 | ALD |
| 76-13-1 | 1,1,2-Trichloro-1,2,2-trifluoroethane (Freon 113) | ND | | ug/m ³ | 1.4 | 1.4 | 1.8 | EPA TO-15 | 11/22/2013 12:06 | 11/22/2013 12:06 | ALD |
| 79-34-5 | 1,1,2,2-Tetrachloroethane | ND | | ug/m ³ | 1.3 | 1.3 | 1.8 | EPA TO-15 | 11/22/2013 12:06 | 11/22/2013 12:06 | ALD |
| 71-55-6 | 1,1,1-Trichloroethane | 8.6 | | ug/m ³ | 1.0 | 1.0 | 1.8 | EPA TO-15 | 11/22/2013 12:06 | 11/22/2013 12:06 | ALD |
| 75-71-8 | Dichlorodifluoromethane | 3.2 | | ug/m ³ | 0.91 | 0.91 | 1.8 | EPA TO-15 | 11/22/2013 12:06 | 11/22/2013 12:06 | ALD |
| 106-93-4 | 1,2-Dibromoethane | ND | | ug/m ³ | 1.4 | 1.4 | 1.8 | EPA TO-15 | 11/22/2013 12:06 | 11/22/2013 12:06 | ALD |



Sample Information

Client Sample ID: AQ111813:1105NP4-2

York Sample ID: 13K0723-02

York Project (SDG) No.

Client Project ID

Matrix

Collection Date/Time

Date Received

13K0723

Rowe Industries

Vapor Extraction

November 18, 2013 11:05 am

11/20/2013

Volatile Organics, EPA TO15 Full List

Log-in Notes:

Sample Notes:

Sample Prepared by Method: EPA TO15 PREP

| CAS No. | Parameter | Result | Flag | Units | MDL | RL | Dilution | Reference Method | Date/Time Prepared | Date/Time Analyzed | Analyst |
|-----------------------------|---|---------------|------|-------------------------|--------|------|----------|------------------|--------------------|--------------------|---------|
| 124-48-1 | Dibromochloromethane | ND | | ug/m ³ | 1.5 | 1.5 | 1.8 | EPA TO-15 | 11/22/2013 12:06 | 11/22/2013 12:06 | ALD |
| 80-62-6 | Methyl Methacrylate | ND | | ug/m ³ | 0.75 | 0.75 | 1.8 | EPA TO-15 | 11/22/2013 12:06 | 11/22/2013 12:06 | ALD |
| 108-90-7 | Chlorobenzene | ND | | ug/m ³ | 0.84 | 0.84 | 1.8 | EPA TO-15 | 11/22/2013 12:06 | 11/22/2013 12:06 | ALD |
| Surrogate Recoveries | | Result | | Acceptance Range | | | | | | | |
| 460-00-4 | Surrogate: <i>p</i> -Bromofluorobenzene | 91.6 % | | | 70-130 | | | | | | |

Sample Information

Client Sample ID: AQ111813:1110NP4-3

York Sample ID: 13K0723-03

York Project (SDG) No.

Client Project ID

Matrix

Collection Date/Time

Date Received

13K0723

Rowe Industries

Vapor Extraction

November 18, 2013 11:10 am

11/20/2013


Volatile Organics, EPA TO15 Full List

Log-in Notes:

Sample Notes:

Sample Prepared by Method: EPA TO15 PREP

| CAS No. | Parameter | Result | Flag | Units | MDL | RL | Dilution | Reference Method | Date/Time Prepared | Date/Time Analyzed | Analyst |
|-------------|--------------------------------|--------|------|-------------------|------|------|----------|------------------|--------------------|--------------------|---------|
| 75-01-4 | Vinyl Chloride | 0.66 | | ug/m ³ | 0.47 | 0.47 | 1.8 | EPA TO-15 | 11/22/2013 12:48 | 11/22/2013 12:48 | ALD |
| 108-05-4 | Vinyl acetate | ND | | ug/m ³ | 0.64 | 0.64 | 1.8 | EPA TO-15 | 11/22/2013 12:48 | 11/22/2013 12:48 | ALD |
| 79-01-6 | Trichloroethylene | ND | | ug/m ³ | 0.49 | 0.49 | 1.8 | EPA TO-15 | 11/22/2013 12:48 | 11/22/2013 12:48 | ALD |
| 10061-02-6 | trans-1,3-Dichloropropylene | ND | | ug/m ³ | 0.83 | 0.83 | 1.8 | EPA TO-15 | 11/22/2013 12:48 | 11/22/2013 12:48 | ALD |
| 156-60-5 | trans-1,2-Dichloroethylene | ND | | ug/m ³ | 0.73 | 0.73 | 1.8 | EPA TO-15 | 11/22/2013 12:48 | 11/22/2013 12:48 | ALD |
| 108-88-3 | Toluene | 1.2 | | ug/m ³ | 0.69 | 0.69 | 1.8 | EPA TO-15 | 11/22/2013 12:48 | 11/22/2013 12:48 | ALD |
| 109-99-9 | Tetrahydrofuran | ND | | ug/m ³ | 0.54 | 0.54 | 1.8 | EPA TO-15 | 11/22/2013 12:48 | 11/22/2013 12:48 | ALD |
| 127-18-4 | Tetrachloroethylene | 6.1 | | ug/m ³ | 1.2 | 1.2 | 1.8 | EPA TO-15 | 11/22/2013 12:48 | 11/22/2013 12:48 | ALD |
| 100-42-5 | Styrene | ND | | ug/m ³ | 0.78 | 0.78 | 1.8 | EPA TO-15 | 11/22/2013 12:48 | 11/22/2013 12:48 | ALD |
| 115-07-1 | Propylene | ND | | ug/m ³ | 0.32 | 0.32 | 1.8 | EPA TO-15 | 11/22/2013 12:48 | 11/22/2013 12:48 | ALD |
| 622-96-8 | p-Ethyltoluene | ND | | ug/m ³ | 4.5 | 4.5 | 1.8 | EPA TO-15 | 11/22/2013 12:48 | 11/22/2013 12:48 | ALD |
| 179601-23-1 | p- & m- Xylenes | 3.4 | | ug/m ³ | 1.6 | 1.6 | 1.8 | EPA TO-15 | 11/22/2013 12:48 | 11/22/2013 12:48 | ALD |
| 95-47-6 | o-Xylene | 1.4 | | ug/m ³ | 0.79 | 0.79 | 1.8 | EPA TO-15 | 11/22/2013 12:48 | 11/22/2013 12:48 | ALD |
| 110-54-3 | n-Hexane | ND | | ug/m ³ | 0.65 | 0.65 | 1.8 | EPA TO-15 | 11/22/2013 12:48 | 11/22/2013 12:48 | ALD |
| 142-82-5 | n-Heptane | 0.75 | | ug/m ³ | 0.75 | 0.75 | 1.8 | EPA TO-15 | 11/22/2013 12:48 | 11/22/2013 12:48 | ALD |
| 75-09-2 | Methylene chloride | 4.3 | B | ug/m ³ | 0.64 | 0.64 | 1.8 | EPA TO-15 | 11/22/2013 12:48 | 11/22/2013 12:48 | ALD |
| 1634-04-4 | Methyl tert-butyl ether (MTBE) | 0.99 | | ug/m ³ | 0.66 | 0.66 | 1.8 | EPA TO-15 | 11/22/2013 12:48 | 11/22/2013 12:48 | ALD |
| 108-10-1 | 4-Methyl-2-pentanone | 1.6 | | ug/m ³ | 0.75 | 0.75 | 1.8 | EPA TO-15 | 11/22/2013 12:48 | 11/22/2013 12:48 | ALD |



Sample Information

Client Sample ID: AQ111813:1110NP4-3

York Sample ID: 13K0723-03

York Project (SDG) No.
Client Project ID
Matrix
Collection Date/Time
Date Received

13K0723

Rowe Industries

Vapor Extraction


November 18, 2013 11:10 am

11/20/2013

Volatile Organics, EPA TO15 Full List
Log-in Notes:
Sample Notes:

Sample Prepared by Method: EPA TO15 PREP

| CAS No. | Parameter | Result | Flag | Units | MDL | RL | Dilution | Reference Method | Date/Time Prepared | Date/Time Analyzed | Analyst |
|------------|-------------------------------|--------|------|-------------------|------|------|----------|------------------|--------------------|--------------------|---------|
| 67-63-0 | Isopropanol | 4.2 | | ug/m ³ | 0.45 | 0.45 | 1.8 | EPA TO-15 | 11/22/2013 12:48 | 11/22/2013 12:48 | ALD |
| 87-68-3 | Hexachlorobutadiene | ND | | ug/m ³ | 2.0 | 2.0 | 1.8 | EPA TO-15 | 11/22/2013 12:48 | 11/22/2013 12:48 | ALD |
| 100-41-4 | Ethyl Benzene | 0.87 | | ug/m ³ | 0.79 | 0.79 | 1.8 | EPA TO-15 | 11/22/2013 12:48 | 11/22/2013 12:48 | ALD |
| 141-78-6 | Ethyl acetate | ND | | ug/m ³ | 0.66 | 0.66 | 1.8 | EPA TO-15 | 11/22/2013 12:48 | 11/22/2013 12:48 | ALD |
| 110-82-7 | Cyclohexane | ND | | ug/m ³ | 0.63 | 0.63 | 1.8 | EPA TO-15 | 11/22/2013 12:48 | 11/22/2013 12:48 | ALD |
| 10061-01-5 | cis-1,3-Dichloropropylene | ND | | ug/m ³ | 0.83 | 0.83 | 1.8 | EPA TO-15 | 11/22/2013 12:48 | 11/22/2013 12:48 | ALD |
| 156-59-2 | cis-1,2-Dichloroethylene | 2.0 | | ug/m ³ | 0.73 | 0.73 | 1.8 | EPA TO-15 | 11/22/2013 12:48 | 11/22/2013 12:48 | ALD |
| 74-87-3 | Chloromethane | 2.5 | | ug/m ³ | 0.38 | 0.38 | 1.8 | EPA TO-15 | 11/22/2013 12:48 | 11/22/2013 12:48 | ALD |
| 67-66-3 | Chloroform | 3.2 | | ug/m ³ | 0.89 | 0.89 | 1.8 | EPA TO-15 | 11/22/2013 12:48 | 11/22/2013 12:48 | ALD |
| 75-00-3 | Chloroethane | ND | | ug/m ³ | 0.48 | 0.48 | 1.8 | EPA TO-15 | 11/22/2013 12:48 | 11/22/2013 12:48 | ALD |
| 56-23-5 | Carbon tetrachloride | 1.3 | | ug/m ³ | 0.58 | 0.58 | 1.8 | EPA TO-15 | 11/22/2013 12:48 | 11/22/2013 12:48 | ALD |
| 75-15-0 | Carbon disulfide | 0.74 | | ug/m ³ | 0.57 | 0.57 | 1.8 | EPA TO-15 | 11/22/2013 12:48 | 11/22/2013 12:48 | ALD |
| 74-83-9 | Bromomethane | ND | | ug/m ³ | 0.71 | 0.71 | 1.8 | EPA TO-15 | 11/22/2013 12:48 | 11/22/2013 12:48 | ALD |
| 75-25-2 | Bromoform | ND | | ug/m ³ | 1.9 | 1.9 | 1.8 | EPA TO-15 | 11/22/2013 12:48 | 11/22/2013 12:48 | ALD |
| 75-27-4 | Bromodichloromethane | ND | | ug/m ³ | 1.1 | 1.1 | 1.8 | EPA TO-15 | 11/22/2013 12:48 | 11/22/2013 12:48 | ALD |
| 100-44-7 | Benzyl chloride | ND | | ug/m ³ | 0.95 | 0.95 | 1.8 | EPA TO-15 | 11/22/2013 12:48 | 11/22/2013 12:48 | ALD |
| 71-43-2 | Benzene | 1.6 | | ug/m ³ | 0.58 | 0.58 | 1.8 | EPA TO-15 | 11/22/2013 12:48 | 11/22/2013 12:48 | ALD |
| 67-64-1 | Acetone | 30 | | ug/m ³ | 0.44 | 0.44 | 1.8 | EPA TO-15 | 11/22/2013 12:48 | 11/22/2013 12:48 | ALD |
| 591-78-6 | 2-Hexanone | ND | | ug/m ³ | 0.75 | 0.75 | 1.8 | EPA TO-15 | 11/22/2013 12:48 | 11/22/2013 12:48 | ALD |
| 78-93-3 | 2-Butanone | 9.0 | | ug/m ³ | 0.54 | 0.54 | 1.8 | EPA TO-15 | 11/22/2013 12:48 | 11/22/2013 12:48 | ALD |
| 123-91-1 | 1,4-Dioxane | ND | | ug/m ³ | 0.66 | 0.66 | 1.8 | EPA TO-15 | 11/22/2013 12:48 | 11/22/2013 12:48 | ALD |
| 106-46-7 | 1,4-Dichlorobenzene | ND | | ug/m ³ | 1.1 | 1.1 | 1.8 | EPA TO-15 | 11/22/2013 12:48 | 11/22/2013 12:48 | ALD |
| 541-73-1 | 1,3-Dichlorobenzene | ND | | ug/m ³ | 1.1 | 1.1 | 1.8 | EPA TO-15 | 11/22/2013 12:48 | 11/22/2013 12:48 | ALD |
| 106-99-0 | 1,3-Butadiene | ND | | ug/m ³ | 0.79 | 0.79 | 1.8 | EPA TO-15 | 11/22/2013 12:48 | 11/22/2013 12:48 | ALD |
| 108-67-8 | 1,3,5-Trimethylbenzene | 0.99 | | ug/m ³ | 0.90 | 0.90 | 1.8 | EPA TO-15 | 11/22/2013 12:48 | 11/22/2013 12:48 | ALD |
| 76-14-2 | 1,2-Dichlorotetrafluoroethane | ND | | ug/m ³ | 1.3 | 1.3 | 1.8 | EPA TO-15 | 11/22/2013 12:48 | 11/22/2013 12:48 | ALD |
| 78-87-5 | 1,2-Dichloropropane | ND | | ug/m ³ | 0.85 | 0.85 | 1.8 | EPA TO-15 | 11/22/2013 12:48 | 11/22/2013 12:48 | ALD |
| 107-06-2 | 1,2-Dichloroethane | ND | | ug/m ³ | 0.74 | 0.74 | 1.8 | EPA TO-15 | 11/22/2013 12:48 | 11/22/2013 12:48 | ALD |
| 95-50-1 | 1,2-Dichlorobenzene | ND | | ug/m ³ | 1.1 | 1.1 | 1.8 | EPA TO-15 | 11/22/2013 12:48 | 11/22/2013 12:48 | ALD |
| 95-63-6 | 1,2,4-Trimethylbenzene | 2.7 | | ug/m ³ | 0.90 | 0.90 | 1.8 | EPA TO-15 | 11/22/2013 12:48 | 11/22/2013 12:48 | ALD |
| 120-82-1 | 1,2,4-Trichlorobenzene | ND | | ug/m ³ | 1.4 | 1.4 | 1.8 | EPA TO-15 | 11/22/2013 12:48 | 11/22/2013 12:48 | ALD |
| 75-35-4 | 1,1-Dichloroethylene | ND | | ug/m ³ | 0.73 | 0.73 | 1.8 | EPA TO-15 | 11/22/2013 12:48 | 11/22/2013 12:48 | ALD |
| 75-34-3 | 1,1-Dichloroethane | 3.8 | | ug/m ³ | 0.74 | 0.74 | 1.8 | EPA TO-15 | 11/22/2013 12:48 | 11/22/2013 12:48 | ALD |



Sample Information

Client Sample ID: AQ111813:1110NP4-3

York Sample ID: 13K0723-03

York Project (SDG) No.

Client Project ID

Matrix

Collection Date/Time

Date Received

13K0723

Rowe Industries

Vapor Extraction

November 18, 2013 11:10 am

11/20/2013


Volatile Organics, EPA TO15 Full List

Log-in Notes:

Sample Notes:

Sample Prepared by Method: EPA TO15 PREP

| CAS No. | Parameter | Result | Flag | Units | MDL | RL | Dilution | Reference Method | Date/Time Prepared | Date/Time Analyzed | Analyst |
|-----------------------------|---|---------------|-------------------------|-------------------|------|------|----------|------------------|--------------------|--------------------|---------|
| 75-69-4 | Trichlorofluoromethane (Freon 11) | 2.1 | | ug/m ³ | 1.0 | 1.0 | 1.8 | EPA TO-15 | 11/22/2013 12:48 | 11/22/2013 12:48 | ALD |
| 79-00-5 | 1,1,2-Trichloroethane | ND | | ug/m ³ | 1.0 | 1.0 | 1.8 | EPA TO-15 | 11/22/2013 12:48 | 11/22/2013 12:48 | ALD |
| 76-13-1 | 1,1,2-Trichloro-1,2,2-trifluoroethane (Freon 113) | ND | | ug/m ³ | 1.4 | 1.4 | 1.8 | EPA TO-15 | 11/22/2013 12:48 | 11/22/2013 12:48 | ALD |
| 79-34-5 | 1,1,2,2-Tetrachloroethane | ND | | ug/m ³ | 1.3 | 1.3 | 1.8 | EPA TO-15 | 11/22/2013 12:48 | 11/22/2013 12:48 | ALD |
| 71-55-6 | 1,1,1-Trichloroethane | 13 | | ug/m ³ | 1.0 | 1.0 | 1.8 | EPA TO-15 | 11/22/2013 12:48 | 11/22/2013 12:48 | ALD |
| 75-71-8 | Dichlorodifluoromethane | 3.3 | | ug/m ³ | 0.91 | 0.91 | 1.8 | EPA TO-15 | 11/22/2013 12:48 | 11/22/2013 12:48 | ALD |
| 106-93-4 | 1,2-Dibromoethane | ND | | ug/m ³ | 1.4 | 1.4 | 1.8 | EPA TO-15 | 11/22/2013 12:48 | 11/22/2013 12:48 | ALD |
| 124-48-1 | Dibromochloromethane | ND | | ug/m ³ | 1.5 | 1.5 | 1.8 | EPA TO-15 | 11/22/2013 12:48 | 11/22/2013 12:48 | ALD |
| 80-62-6 | Methyl Methacrylate | ND | | ug/m ³ | 0.75 | 0.75 | 1.8 | EPA TO-15 | 11/22/2013 12:48 | 11/22/2013 12:48 | ALD |
| 108-90-7 | Chlorobenzene | ND | | ug/m ³ | 0.84 | 0.84 | 1.8 | EPA TO-15 | 11/22/2013 12:48 | 11/22/2013 12:48 | ALD |
| Surrogate Recoveries | | Result | Acceptance Range | | | | | | | | |
| 460-00-4 | Surrogate: <i>p</i> -Bromofluorobenzene | 79.0 % | 70-130 | | | | | | | | |



Analytical Batch Summary

Batch ID: BK31126

Preparation Method: EPA TO15 PREP

Prepared By: ALD

| YORK Sample ID | Client Sample ID | Preparation Date |
|----------------|--------------------|------------------|
| 13K0723-01 | AQ111813:1100NP4-1 | 11/22/13 |
| 13K0723-02 | AQ111813:1105NP4-2 | 11/22/13 |
| 13K0723-03 | AQ111813:1110NP4-3 | 11/22/13 |
| BK31126-BLK1 | Blank | 11/21/13 |
| BK31126-BS1 | LCS | 11/21/13 |
| BK31126-DUP1 | Duplicate | 11/22/13 |



Volatile Organic Compounds in Air by GC/MS - Quality Control Data

York Analytical Laboratories, Inc.

| Analyte | Result | Reporting Limit | Units | Spike Level | Source* Result | %REC | %REC Limits | Flag | RPD | RPD Limit | Flag |
|---------|--------|--------------------|-------|----------------|-------------------|------|----------------|------|-----|--------------|------|
|---------|--------|--------------------|-------|----------------|-------------------|------|----------------|------|-----|--------------|------|

Batch BK31126 - EPA TO15 PREP

Blank (BK31126-BLK1)

Prepared & Analyzed: 11/21/2013

| | | | | | | | | | | | |
|--------------------------------|------|------|-------------------|--|--|--|--|--|--|--|--|
| Vinyl Chloride | ND | 0.26 | ug/m ³ | | | | | | | | |
| Vinyl acetate | ND | 0.36 | " | | | | | | | | |
| Trichloroethylene | ND | 0.27 | " | | | | | | | | |
| trans-1,3-Dichloropropylene | ND | 0.46 | " | | | | | | | | |
| trans-1,2-Dichloroethylene | ND | 0.40 | " | | | | | | | | |
| Toluene | ND | 0.38 | " | | | | | | | | |
| Tetrahydrofuran | ND | 0.30 | " | | | | | | | | |
| Tetrachloroethylene | ND | 0.69 | " | | | | | | | | |
| Styrene | ND | 0.43 | " | | | | | | | | |
| Propylene | ND | 0.18 | " | | | | | | | | |
| p-Ethyltoluene | ND | 2.5 | " | | | | | | | | |
| p- & m- Xylenes | ND | 0.88 | " | | | | | | | | |
| o-Xylene | ND | 0.44 | " | | | | | | | | |
| n-Hexane | ND | 0.36 | " | | | | | | | | |
| n-Heptane | ND | 0.42 | " | | | | | | | | |
| Methylene chloride | 0.42 | 0.35 | " | | | | | | | | |
| Methyl tert-butyl ether (MTBE) | ND | 0.37 | " | | | | | | | | |
| 4-Methyl-2-pentanone | ND | 0.42 | " | | | | | | | | |
| Isopropanol | ND | 0.25 | " | | | | | | | | |
| Hexachlorobutadiene | ND | 1.1 | " | | | | | | | | |
| Ethyl Benzene | ND | 0.44 | " | | | | | | | | |
| Ethyl acetate | ND | 0.37 | " | | | | | | | | |
| Cyclohexane | ND | 0.35 | " | | | | | | | | |
| cis-1,3-Dichloropropylene | ND | 0.46 | " | | | | | | | | |
| cis-1,2-Dichloroethylene | ND | 0.40 | " | | | | | | | | |
| Chloromethane | ND | 0.21 | " | | | | | | | | |
| Chloroform | ND | 0.50 | " | | | | | | | | |
| Chloroethane | ND | 0.27 | " | | | | | | | | |
| Carbon tetrachloride | ND | 0.32 | " | | | | | | | | |
| Carbon disulfide | ND | 0.32 | " | | | | | | | | |
| Bromomethane | ND | 0.39 | " | | | | | | | | |
| Bromoform | ND | 1.1 | " | | | | | | | | |
| Bromodichloromethane | ND | 0.63 | " | | | | | | | | |
| Benzyl chloride | ND | 0.53 | " | | | | | | | | |
| Benzene | ND | 0.32 | " | | | | | | | | |
| Acetone | ND | 0.24 | " | | | | | | | | |
| 2-Hexanone | ND | 0.42 | " | | | | | | | | |
| 2-Butanone | ND | 0.30 | " | | | | | | | | |
| 1,4-Dioxane | ND | 0.37 | " | | | | | | | | |
| 1,4-Dichlorobenzene | ND | 0.61 | " | | | | | | | | |
| 1,3-Dichlorobenzene | ND | 0.61 | " | | | | | | | | |
| 1,3-Butadiene | ND | 0.44 | " | | | | | | | | |
| 1,3,5-Trimethylbenzene | ND | 0.50 | " | | | | | | | | |
| 1,2-Dichlorotetrafluoroethane | ND | 0.71 | " | | | | | | | | |
| 1,2-Dichloropropane | ND | 0.47 | " | | | | | | | | |
| 1,2-Dichloroethane | ND | 0.41 | " | | | | | | | | |
| 1,2-Dichlorobenzene | ND | 0.61 | " | | | | | | | | |
| 1,2,4-Trimethylbenzene | ND | 0.50 | " | | | | | | | | |
| 1,2,4-Trichlorobenzene | ND | 0.75 | " | | | | | | | | |
| 1,1-Dichloroethylene | ND | 0.40 | " | | | | | | | | |
| 1,1-Dichloroethane | ND | 0.41 | " | | | | | | | | |



Volatile Organic Compounds in Air by GC/MS - Quality Control Data

York Analytical Laboratories, Inc.

| Analyte | Result | Reporting Limit | Units | Spike Level | Source* Result | %REC | %REC Limits | Flag | RPD | RPD Limit | Flag |
|---------|--------|--------------------|-------|----------------|-------------------|------|----------------|------|-----|--------------|------|
|---------|--------|--------------------|-------|----------------|-------------------|------|----------------|------|-----|--------------|------|

Batch BK31126 - EPA TO15 PREP

Blank (BK31126-BLK1)

Prepared & Analyzed: 11/21/2013

| | | | | | | | | | | | |
|---|----|------|-------------------|--|--|--|--|--|--|--|--|
| Trichlorofluoromethane (Freon 11) | ND | 0.57 | ug/m ³ | | | | | | | | |
| 1,1,2-Trichloroethane | ND | 0.55 | " | | | | | | | | |
| 1,1,2-Trichloro-1,2,2-trifluoroethane (Freon 113) | ND | 0.78 | " | | | | | | | | |
| 1,1,2,2-Tetrachloroethane | ND | 0.70 | " | | | | | | | | |
| 1,1,1-Trichloroethane | ND | 0.55 | " | | | | | | | | |
| Dichlorodifluoromethane | ND | 0.50 | " | | | | | | | | |
| 1,2-Dibromoethane | ND | 0.78 | " | | | | | | | | |
| Dibromochloromethane | ND | 0.82 | " | | | | | | | | |
| Methyl Methacrylate | ND | 0.42 | " | | | | | | | | |
| Chlorobenzene | ND | 0.47 | " | | | | | | | | |

| | | | | | | | | | | | |
|--|------|--|-------------|------|--|------|--------|--|--|--|--|
| <i>Surrogate: p-Bromofluorobenzene</i> | 8.86 | | <i>ppbv</i> | 10.0 | | 88.6 | 70-130 | | | | |
|--|------|--|-------------|------|--|------|--------|--|--|--|--|

LCS (BK31126-BS1)

Prepared & Analyzed: 11/21/2013

| | | | | | | | | | | | |
|--------------------------------|------|--|------|------|--|------|----------|--|--|--|--|
| Vinyl Chloride | 10.7 | | ppbv | 10.5 | | 102 | 70-130 | | | | |
| Vinyl acetate | 13.1 | | " | 10.4 | | 126 | 58.1-135 | | | | |
| Trichloroethylene | 12.9 | | " | 10.6 | | 122 | 70-130 | | | | |
| trans-1,3-Dichloropropylene | 11.8 | | " | 11.5 | | 102 | 62-135 | | | | |
| trans-1,2-Dichloroethylene | 11.0 | | " | 10.3 | | 107 | 58.3-130 | | | | |
| Toluene | 12.0 | | " | 11.0 | | 109 | 64.9-126 | | | | |
| Tetrahydrofuran | 13.7 | | " | 10.8 | | 127 | 44.6-146 | | | | |
| Tetrachloroethylene | 10.7 | | " | 10.8 | | 98.7 | 70-130 | | | | |
| Styrene | 10.2 | | " | 10.9 | | 94.0 | 66.4-132 | | | | |
| Propylene | 11.3 | | " | 11.5 | | 98.3 | 62.4-150 | | | | |
| p-Ethyltoluene | 12.6 | | " | 10.4 | | 121 | 73.8-146 | | | | |
| p- & m- Xylenes | 25.7 | | " | 21.8 | | 118 | 56.6-136 | | | | |
| o-Xylene | 13.0 | | " | 11.0 | | 118 | 67.8-133 | | | | |
| n-Hexane | 11.9 | | " | 10.9 | | 109 | 59.7-130 | | | | |
| n-Heptane | 12.9 | | " | 10.9 | | 119 | 62.3-134 | | | | |
| Methylene chloride | 9.44 | | " | 9.70 | | 97.3 | 62.6-130 | | | | |
| Methyl tert-butyl ether (MTBE) | 10.7 | | " | 10.3 | | 104 | 60.7-139 | | | | |
| 4-Methyl-2-pentanone | 11.8 | | " | 10.6 | | 112 | 64.5-158 | | | | |
| Isopropanol | 10.0 | | " | 10.9 | | 92.1 | 60-150 | | | | |
| Hexachlorobutadiene | 10.4 | | " | 10.2 | | 102 | 61.2-150 | | | | |
| Ethyl Benzene | 13.0 | | " | 11.0 | | 118 | 68.4-125 | | | | |
| Ethyl acetate | 13.2 | | " | 11.0 | | 120 | 40.6-150 | | | | |
| Cyclohexane | 12.1 | | " | 10.8 | | 112 | 60.4-127 | | | | |
| cis-1,3-Dichloropropylene | 12.2 | | " | 10.9 | | 112 | 65.5-129 | | | | |
| cis-1,2-Dichloroethylene | 11.6 | | " | 10.8 | | 107 | 51.3-118 | | | | |
| Chloromethane | 11.0 | | " | 10.3 | | 107 | 64.9-130 | | | | |
| Chloroform | 10.7 | | " | 11.0 | | 97.2 | 65.1-130 | | | | |
| Chloroethane | 10.5 | | " | 10.3 | | 102 | 52.1-131 | | | | |
| Carbon tetrachloride | 10.0 | | " | 10.5 | | 95.2 | 70-130 | | | | |
| Carbon disulfide | 11.1 | | " | 10.5 | | 106 | 61.8-111 | | | | |
| Bromomethane | 11.8 | | " | 10.5 | | 112 | 60.1-140 | | | | |
| Bromoform | 12.4 | | " | 10.9 | | 113 | 58.7-150 | | | | |
| Bromodichloromethane | 11.5 | | " | 10.6 | | 108 | 65.3-127 | | | | |
| Benzyl chloride | 13.6 | | " | 10.8 | | 126 | 62.5-150 | | | | |
| Benzene | 10.8 | | " | 10.8 | | 99.5 | 69.5-130 | | | | |
| Acetone | 12.5 | | " | 11.0 | | 113 | 55.3-133 | | | | |
| 2-Hexanone | 12.8 | | " | 10.9 | | 118 | 52-150 | | | | |
| 2-Butanone | 13.4 | | " | 10.9 | | 123 | 28.5-154 | | | | |
| 1,4-Dioxane | 12.2 | | " | 10.6 | | 115 | 50-150 | | | | |



Volatile Organic Compounds in Air by GC/MS - Quality Control Data

York Analytical Laboratories, Inc.

| Analyte | Result | Reporting Limit | Units | Spike Level | Source* Result | %REC | %REC Limits | Flag | RPD | RPD Limit | Flag |
|---------|--------|-----------------|-------|-------------|----------------|------|-------------|------|-----|-----------|------|
|---------|--------|-----------------|-------|-------------|----------------|------|-------------|------|-----|-----------|------|

Batch BK31126 - EPA TO15 PREP

LCS (BK31126-BS1)

Prepared & Analyzed: 11/21/2013


| | | | | | | | | | | | |
|---|-------------|--|----------|-------------|--|------------|---------------|--|--|--|--|
| 1,4-Dichlorobenzene | 12.0 | | ppbv | 10.9 | | 110 | 62.5-139 | | | | |
| 1,3-Dichlorobenzene | 12.0 | | " | 10.8 | | 111 | 71.9-153 | | | | |
| 1,3-Butadiene | 13.1 | | " | 10.9 | | 120 | 66.7-127 | | | | |
| 1,3,5-Trimethylbenzene | 12.5 | | " | 11.0 | | 113 | 65-152 | | | | |
| 1,2-Dichlorotetrafluoroethane | 11.8 | | " | 10.5 | | 112 | 63.3-129 | | | | |
| 1,2-Dichloropropane | 12.1 | | " | 11.0 | | 110 | 21.3-152 | | | | |
| 1,2-Dichloroethane | 11.1 | | " | 10.7 | | 103 | 51.2-124 | | | | |
| 1,2-Dichlorobenzene | 11.7 | | " | 10.7 | | 109 | 63.7-148 | | | | |
| 1,2,4-Trimethylbenzene | 13.0 | | " | 11.0 | | 118 | 67.9-152 | | | | |
| 1,2,4-Trichlorobenzene | 10.7 | | " | 10.0 | | 107 | 58-147 | | | | |
| 1,1-Dichloroethylene | 10.3 | | " | 9.60 | | 107 | 58.1-130 | | | | |
| 1,1-Dichloroethane | 10.8 | | " | 10.3 | | 104 | 63.3-130 | | | | |
| Trichlorofluoromethane (Freon 11) | 11.2 | | " | 11.0 | | 102 | 56-132 | | | | |
| 1,1,2-Trichloroethane | 13.2 | | " | 11.0 | | 120 | 66-127 | | | | |
| 1,1,2-Trichloro-1,2,2-trifluoroethane (Freon 113) | 9.01 | | " | 9.20 | | 97.9 | 60.2-125 | | | | |
| 1,1,2,2-Tetrachloroethane | 13.6 | | " | 11.0 | | 124 | 63.7-132 | | | | |
| 1,1,1-Trichloroethane | 9.68 | | " | 10.5 | | 92.2 | 58.2-126 | | | | |
| Dichlorodifluoromethane | 10.6 | | " | 10.2 | | 104 | 62.8-133 | | | | |
| 1,2-Dibromoethane | 13.2 | | " | 11.0 | | 120 | 70-130 | | | | |
| Dibromochloromethane | 12.1 | | " | 10.7 | | 113 | 70-130 | | | | |
| Methyl Methacrylate | 7.99 | | " | 10.7 | | 74.7 | 70-130 | | | | |
| Chlorobenzene | 12.0 | | " | 11.0 | | 109 | 67.6-122 | | | | |
| <i>Surrogate: p-Bromofluorobenzene</i> | <i>10.5</i> | | <i>"</i> | <i>10.0</i> | | <i>105</i> | <i>70-130</i> | | | | |

Duplicate (BK31126-DUP1)

*Source sample: 13K0723-01 (AQ111813:1100NP4-1)

Prepared & Analyzed: 11/22/2013

| | | | | | | | | | | | |
|--------------------------------|------|------|-------------------|--|------|--|--|--|------|----|----------|
| Vinyl Chloride | ND | 0.44 | ug/m ³ | | ND | | | | | 25 | |
| Vinyl acetate | ND | 0.60 | " | | ND | | | | | 25 | |
| Trichloroethylene | 1.0 | 0.46 | " | | ND | | | | | 25 | |
| trans-1,3-Dichloropropylene | ND | 0.78 | " | | ND | | | | | 25 | |
| trans-1,2-Dichloroethylene | ND | 0.68 | " | | ND | | | | | 25 | |
| Toluene | 0.77 | 0.64 | " | | 0.84 | | | | 8.00 | 25 | |
| Tetrahydrofuran | 0.76 | 0.50 | " | | ND | | | | | 25 | |
| Tetrachloroethylene | 1.9 | 1.2 | " | | 2.0 | | | | 6.06 | 25 | |
| Styrene | ND | 0.73 | " | | ND | | | | | 25 | |
| Propylene | ND | 0.29 | " | | ND | | | | | 25 | |
| p-Ethyltoluene | ND | 4.2 | " | | ND | | | | | 25 | |
| p- & m- Xylenes | ND | 1.5 | " | | ND | | | | | 25 | |
| o-Xylene | ND | 0.74 | " | | ND | | | | | 25 | |
| n-Hexane | 1.3 | 0.60 | " | | 1.2 | | | | 4.88 | 25 | |
| n-Heptane | 1.1 | 0.70 | " | | 1.1 | | | | 0.00 | 25 | |
| Methylene chloride | 1.7 | 0.59 | " | | 1.4 | | | | 23.1 | 25 | |
| Methyl tert-butyl ether (MTBE) | ND | 0.61 | " | | ND | | | | | 25 | |
| 4-Methyl-2-pentanone | 7.7 | 0.70 | " | | 12 | | | | 45.1 | 25 | Non-dir. |
| Isopropanol | 6.8 | 0.42 | " | | 6.1 | | | | 11.0 | 25 | |
| Hexachlorobutadiene | ND | 1.8 | " | | ND | | | | | 25 | |
| Ethyl Benzene | ND | 0.74 | " | | ND | | | | | 25 | |
| Ethyl acetate | ND | 0.62 | " | | ND | | | | | 25 | |
| Cyclohexane | 0.65 | 0.59 | " | | ND | | | | | 25 | |
| cis-1,3-Dichloropropylene | ND | 0.78 | " | | ND | | | | | 25 | |
| cis-1,2-Dichloroethylene | 0.88 | 0.68 | " | | ND | | | | | 25 | |
| Chloromethane | 2.4 | 0.35 | " | | 1.6 | | | | 40.0 | 25 | Non-dir. |
| Chloroform | ND | 0.83 | " | | ND | | | | | 25 | |



Volatile Organic Compounds in Air by GC/MS - Quality Control Data

York Analytical Laboratories, Inc.

| Analyte | Result | Reporting Limit | Units | Spike Level | Source* Result | %REC | %REC Limits | Flag | RPD | RPD Limit | Flag |
|---|---|-----------------|-------------------|-------------|----------------|------|---------------------------------|------|------|-----------|----------|
| Batch BK31126 - EPA TO15 PREP | | | | | | | | | | | |
| Duplicate (BK31126-DUP1) | *Source sample: 13K0723-01 (AQ111813:1100NP4-1) | | | | | | Prepared & Analyzed: 11/22/2013 | | | | |
| Chloroethane | ND | 0.45 | ug/m ³ | | ND | | | | | 25 | |
| Carbon tetrachloride | 1.3 | 0.54 | " | | 1.1 | | | | 18.2 | 25 | |
| Carbon disulfide | ND | 0.53 | " | | ND | | | | | 25 | |
| Bromomethane | ND | 0.66 | " | | ND | | | | | 25 | |
| Bromoform | ND | 1.8 | " | | ND | | | | | 25 | |
| Bromodichloromethane | ND | 1.1 | " | | ND | | | | | 25 | |
| Benzyl chloride | ND | 0.88 | " | | ND | | | | | 25 | |
| Benzene | 0.93 | 0.55 | " | | 0.76 | | | | 19.4 | 25 | |
| Acetone | 8.4 | 0.41 | " | | 9.4 | | | | 11.4 | 25 | |
| 2-Hexanone | ND | 0.70 | " | | ND | | | | | 25 | |
| 2-Butanone | 2.0 | 0.50 | " | | 1.8 | | | | 13.3 | 25 | |
| 1,4-Dioxane | ND | 0.62 | " | | ND | | | | | 25 | |
| 1,4-Dichlorobenzene | ND | 1.0 | " | | ND | | | | | 25 | |
| 1,3-Dichlorobenzene | ND | 1.0 | " | | ND | | | | | 25 | |
| 1,3-Butadiene | ND | 0.74 | " | | ND | | | | | 25 | |
| 1,3,5-Trimethylbenzene | ND | 0.84 | " | | ND | | | | | 25 | |
| 1,2-Dichlorotetrafluoroethane | ND | 1.2 | " | | ND | | | | | 25 | |
| 1,2-Dichloropropane | ND | 0.79 | " | | ND | | | | | 25 | |
| 1,2-Dichloroethane | ND | 0.69 | " | | ND | | | | | 25 | |
| 1,2-Dichlorobenzene | ND | 1.0 | " | | ND | | | | | 25 | |
| 1,2,4-Trimethylbenzene | ND | 0.84 | " | | ND | | | | | 25 | |
| 1,2,4-Trichlorobenzene | ND | 1.3 | " | | ND | | | | | 25 | |
| 1,1-Dichloroethylene | ND | 0.68 | " | | ND | | | | | 25 | |
| 1,1-Dichloroethane | ND | 0.69 | " | | ND | | | | | 25 | |
| Trichlorofluoromethane (Freon 11) | 2.3 | 0.96 | " | | 1.6 | | | | 34.1 | 25 | Non-dir. |
| 1,1,2-Trichloroethane | ND | 0.93 | " | | ND | | | | | 25 | |
| 1,1,2-Trichloro-1,2,2-trifluoroethane (Freon 113) | 1.7 | 1.3 | " | | ND | | | | | 25 | |
| 1,1,2,2-Tetrachloroethane | ND | 1.2 | " | | ND | | | | | 25 | |
| 1,1,1-Trichloroethane | ND | 0.93 | " | | ND | | | | | 25 | |
| Dichlorodifluoromethane | 3.4 | 0.84 | " | | 2.3 | | | | 38.8 | 25 | Non-dir. |
| 1,2-Dibromoethane | ND | 1.3 | " | | ND | | | | | 25 | |
| Dibromochloromethane | ND | 1.4 | " | | ND | | | | | 25 | |
| Methyl Methacrylate | ND | 0.70 | " | | ND | | | | | 25 | |
| Chlorobenzene | ND | 0.79 | " | | ND | | | | | 25 | |
| <i>Surrogate: p-Bromofluorobenzene</i> | 9.99 | | ppbv | 10.0 | | 99.9 | 70-130 | | | | |



Notes and Definitions

- QR-02 The RPD result exceeded the QC control limits; however, both percent recoveries were acceptable. Sample results for the QC batch were accepted based on percent recoveries and completeness of QC data.
- QR-01 Analyses are not controlled on RPD values from sample concentrations less than 10 times the reporting limit. QC batch accepted based on LCS and/or LCSD QC results.
- B Analyte is found in the associated analysis batch blank. For volatiles, methylene chloride and acetone are common lab contaminants. Data users should consider anything <10x the blank value as artifact.

- ND Analyte NOT DETECTED at the stated Reporting Limit (RL) or above.
- RL REPORTING LIMIT - the minimum reportable value based upon the lowest point in the analyte calibration curve.
- MDL METHOD DETECTION LIMIT - the minimum concentration that can be measured and reported with a 99% confidence that the concentration is greater than zero. If requested or required, a value reported below the RL and above the MDL is considered estimated and is noted with a "J" flag.
- NR Not reported
- RPD Relative Percent Difference
- Wet The data has been reported on an as-received (wet weight) basis
- Low Bias Low Bias flag indicates that the recovery of the flagged analyte is below the laboratory or regulatory lower control limit. The data user should take note that this analyte may be biased low but should evaluate multiple lines of evidence including the LCS and site-specific MS/MSD data to draw bias conclusions. In cases where no site-specific MS/MSD was requested, only the LCS data can be used to evaluate such bias.
- High Bias High Bias flag indicates that the recovery of the flagged analyte is above the laboratory or regulatory upper control limit. The data user should take note that this analyte may be biased high but should evaluate multiple lines of evidence including the LCS and site-specific MS/MSD data to draw bias conclusions. In cases where no site-specific MS/MSD was requested, only the LCS data can be used to evaluate such bias.
- Non-Dir. Non-dir. flag (Non-Directional Bias) indicates that the Relative Percent Difference (RPD) (a measure of precision) among the MS and MSD data is outside the laboratory or regulatory control limit. This alerts the data user where the MS and MSD are from site-specific samples that the RPD is high due to either non-homogeneous distribution of target analyte between the MS/MSD or indicates poor reproducibility for other reasons.

If EPA SW-846 method 8270 is included herein it is noted that the target compound N-nitrosodiphenylamine (NDPA) decomposes in the gas chromatographic inlet and cannot be separated from diphenylamine (DPA). These results could actually represent 100% DPA, 100% NDPA or some combination of the two. For this reason, York reports the combined result for n-nitrosodiphenylamine and diphenylamine for either of these compounds as a combined concentration as Diphenylamine.

If Total PCBs are detected and the target aroclors reported are "Not detected", the Total PCB value is reported due to the presence of either or both Aroclors 1262 and 1268 which are non-target aroclors for some regulatory lists.

2-chloroethylvinyl ether readily breaks down under acidic conditions. Samples that are acid preserved, including standards will exhibit breakdown. The data user should take note.

Certification for pH is no longer offered by NYDOH ELAP.

Semi-Volatile and Volatile analyses are reported down to the MDL, with values between the MDL and the RL being "J" flagged as estimated results.

YORK

ANALYTICAL LABORATORIES, INC.
120 RESEARCH DR. STRATFORD, CT 06615
(203) 325-1371 FAX (203) 357-0166

Field Chain-of-Custody Record - AIR


Page 1 of 1

NOTE: York's Std. Terms & Conditions are listed on the back side of this document. This document serves as your written authorization to York to proceed with the analyses requested and your signature binds you to York's Std. Terms & Conditions unless superseded by written contract.

York Project No. 13K0723

| YOUR INFORMATION | | Report To: | | Invoice To: | | YOUR PROJECT ID | | Turn-Around Time | | Report Type/Deliverables | |
|---|-----------------------|-----------------------|---------------------------------|--|--|---|---|--|--|---|--|
| Company: <u>LBG</u> | Company: <u>Same</u> | Company: <u>Same</u> | Company: <u>Rowe Industries</u> | RUSH - Same Day <input type="checkbox"/> | RUSH - Next Day <input type="checkbox"/> | RUSH - Two Day <input type="checkbox"/> | RUSH - Three Day <input type="checkbox"/> | RUSH - Four Day <input type="checkbox"/> | Summary Report <input checked="" type="checkbox"/> | Summary w/ QA Summary <input checked="" type="checkbox"/> | CT RCP Package <input checked="" type="checkbox"/> |
| Address: <u>4 Research Dr. Suite 301</u> | Address: _____ | Address: _____ | Address: _____ | Standard (5-7 Days) <input checked="" type="checkbox"/> | Electronic Deliverables: _____ | EDD (Specify Type) _____ | Standard Excel _____ | Regulatory Comparison Excel _____ | NY ASP A Package _____ | NY ASP B/CLP Pkg _____ | NIDEP Reduced _____ |
| Phone No. <u>203-929-8555</u> | Phone No. _____ | Phone No. _____ | Phone No. _____ | Samples from: CT <input type="checkbox"/> NY <input checked="" type="checkbox"/> NJ <input type="checkbox"/> | | Special Instructions | | | | | |
| Contact Person: <u>Tunde Sandor</u> | Attention: _____ | Attention: _____ | Attention: _____ | E-Mail Address: _____ | | Detection Limits Required | | | | | |
| E-Mail Address: <u>TSandor@LBGCT.COM</u> | E-Mail Address: _____ | E-Mail Address: _____ | E-Mail Address: _____ | TO15 Volatiles and Other Gas Analyses | | ≤ 1 ug/m ³ | | | | | |
| Print Clearly and Legibly. All information must be complete. Samples will NOT be logged in and the turn-around time clock will not begin until any questions by York are resolved. | | | | EPA TO-15 List | | NYSDEC VI Limits | | | | | |
| | | | | NYSDEC VI list | | NYSDEC VI Limits | | | | | |
| | | | | NYSDEC STARS List | | NYSDEC VI low level | | | | | |
| | | | | Project Specific List by TO-15 | | Routine Survey | | | | | |
| | | | | NIDEP Target List | | Other | | | | | |
| | | | | CTDEP RCP Target List | | | | | | | |
| Air Matrix Codes | | Air Matrix | | Camister Vacuum | | Camister Vacuum | | Cheese Analyses Needed from the Menu Above and Enter Below | | | |
| AI - INDOOR Ambient Air | AE | AE | AE | Before Sampling (in. Hg) | After Sampling (in. Hg) | EPA TO-15 list | | 6 Liter Summa canister | | | |
| AO - OUTDOOR Amb. Air | AE | AE | AE | | | | | Tedlar Bag | | | |
| AE - Vapor Extraction Well/Process Gas/Effluent | AE | AE | AE | | | | | Tedlar Bag | | | |
| AS - SOIL Vapor/Sub-Slab | AE | AE | AE | | | | | 6 Liter Summa canister | | | |
| Samples Collected/Authorized By (Signature) | | Date Sampled | | AIR Matrix | | Date Sampled | | Sampling Media | | | |
| <u>STEVEN MNAT</u> | | 11/18/13 | | AE | | 11/18/13 | | 6 Liter Summa canister | | | |
| | | ↓ | | AE | | 1105 | | Tedlar Bag | | | |
| | | | | AE | | 1110 | | 6 Liter Summa canister | | | |
| | | | | | | | | Tedlar Bag | | | |
| | | | | | | | | 6 Liter Summa canister | | | |
| | | | | | | | | Tedlar Bag | | | |
| | | | | | | | | 6 Liter Summa canister | | | |
| | | | | | | | | Tedlar Bag | | | |
| | | | | | | | | 6 Liter Summa canister | | | |
| | | | | | | | | Tedlar Bag | | | |
| | | | | | | | | 6 Liter Summa canister | | | |
| | | | | | | | | Tedlar Bag | | | |
| | | | | | | | | 6 Liter Summa canister | | | |
| | | | | | | | | Tedlar Bag | | | |
| | | | | | | | | 6 Liter Summa canister | | | |
| | | | | | | | | Tedlar Bag | | | |
| | | | | | | | | 6 Liter Summa canister | | | |
| | | | | | | | | Tedlar Bag | | | |
| | | | | | | | | 6 Liter Summa canister | | | |
| | | | | | | | | Tedlar Bag | | | |
| | | | | | | | | 6 Liter Summa canister | | | |
| | | | | | | | | Tedlar Bag | | | |
| | | | | | | | | 6 Liter Summa canister | | | |
| | | | | | | | | Tedlar Bag | | | |
| | | | | | | | | 6 Liter Summa canister | | | |
| | | | | | | | | Tedlar Bag | | | |
| | | | | | | | | 6 Liter Summa canister | | | |
| | | | | | | | | Tedlar Bag | | | |
| | | | | | | | | 6 Liter Summa canister | | | |
| | | | | | | | | Tedlar Bag | | | |
| | | | | | | | | 6 Liter Summa canister | | | |
| | | | | | | | | Tedlar Bag | | | |
| | | | | | | | | 6 Liter Summa canister | | | |
| | | | | | | | | Tedlar Bag | | | |
| | | | | | | | | 6 Liter Summa canister | | | |
| | | | | | | | | Tedlar Bag | | | |
| | | | | | | | | 6 Liter Summa canister | | | |
| | | | | | | | | Tedlar Bag | | | |
| | | | | | | | | 6 Liter Summa canister | | | |
| | | | | | | | | Tedlar Bag | | | |
| | | | | | | | | 6 Liter Summa canister | | | |
| | | | | | | | | Tedlar Bag | | | |
| | | | | | | | | 6 Liter Summa canister | | | |
| | | | | | | | | Tedlar Bag | | | |
| | | | | | | | | 6 Liter Summa canister | | | |
| | | | | | | | | Tedlar Bag | | | |
| | | | | | | | | 6 Liter Summa canister | | | |
| | | | | | | | | Tedlar Bag | | | |
| | | | | | | | | 6 Liter Summa canister | | | |
| | | | | | | | | Tedlar Bag | | | |
| | | | | | | | | 6 Liter Summa canister | | | |
| | | | | | | | | Tedlar Bag | | | |
| | | | | | | | | 6 Liter Summa canister | | | |
| | | | | | | | | Tedlar Bag | | | |
| | | | | | | | | 6 Liter Summa canister | | | |
| | | | | | | | | Tedlar Bag | | | |
| | | | | | | | | 6 Liter Summa canister | | | |
| | | | | | | | | Tedlar Bag | | | |
| | | | | | | | | 6 Liter Summa canister | | | |
| | | | | | | | | Tedlar Bag | | | |
| | | | | | | | | 6 Liter Summa canister | | | |
| | | | | | | | | Tedlar Bag | | | |
| | | | | | | | | 6 Liter Summa canister | | | |
| | | | | | | | | Tedlar Bag | | | |
| | | | | | | | | 6 Liter Summa canister | | | |
| | | | | | | | | Tedlar Bag | | | |
| | | | | | | | | 6 Liter Summa canister | | | |
| | | | | | | | | Tedlar Bag | | | |
| | | | | | | | | 6 Liter Summa canister | | | |
| | | | | | | | | Tedlar Bag | | | |
| | | | | | | | | 6 Liter Summa canister | | | |
| | | | | | | | | Tedlar Bag | | | |
| | | | | | | | | 6 Liter Summa canister | | | |
| | | | | | | | | Tedlar Bag | | | |
| | | | | | | | | 6 Liter Summa canister | | | |
| | | | | | | | | Tedlar Bag | | | |
| | | | | | | | | 6 Liter Summa canister | | | |
| | | | | | | | | Tedlar Bag | | | |
| | | | | | | | | 6 Liter Summa canister | | | |
| | | | | | | | | Tedlar Bag | | | |
| | | | | | | | | 6 Liter Summa canister | | | |
| | | | | | | | | Tedlar Bag | | | |
| | | | | | | | | 6 Liter Summa canister | | | |
| | | | | | | | | Tedlar Bag | | | |
| | | | | | | | | 6 Liter Summa canister | | | |
| | | | | | | | | Tedlar Bag | | | |
| | | | | | | | | 6 Liter Summa canister | | | |
| | | | | | | | | Tedlar Bag | | | |
| | | | | | | | | 6 Liter Summa canister | | | |
| | | | | | | | | Tedlar Bag | | | |
| | | | | | | | | 6 Liter Summa canister | | | |
| | | | | | | | | Tedlar Bag | | | |
| | | | | | | | | 6 Liter Summa canister | | | |
| | | | | | | | | Tedlar Bag | | | |
| | | | | | | | | 6 Liter Summa canister | | | |
| | | | | | | | | Tedlar Bag | | | |
| | | | | | | | | 6 Liter Summa canister | | | |
| | | | | | | | | Tedlar Bag | | | |
| | | | | | | | | 6 Liter Summa canister | | | |
| | | | | | | | | Tedlar Bag | | | |
| | | | | | | | | 6 Liter Summa canister | | | |
| | | | | | | | | Tedlar Bag | | | |
| | | | | | | | | 6 Liter Summa canister | | | |
| | | | | | | | | Tedlar Bag | | | |
| | | | | | | | | 6 Liter Summa canister | | | |
| | | | | | | | | Tedlar Bag | | | |
| | | | | | | | | 6 Liter Summa canister | | | |
| | | | | | | | | Tedlar Bag | | | |
| | | | | | | | | 6 Liter Summa canister | | | |
| | | | | | | | | Tedlar Bag | | | |
| | | | | | | | | 6 Liter Summa canister | | | |
| | | | | | | | | Tedlar Bag | | | |
| | | | | | | | | 6 Liter Summa canister | | | |
| | | | | | | | | Tedlar Bag | | | |
| | | | | | | | | 6 Liter Summa canister | | | |
| | | | | | | | | Tedlar Bag | | | |
| | | | | | | | | 6 Liter Summa canister | | | |
| | | | | | | | | Tedlar Bag | | | |
| | | | | | | | | 6 Liter Summa canister | | | |
| | | | | | | | | Tedlar Bag | | | |
| | | | | | | | | 6 Liter Summa canister | | | |
| | | | | | | | | Tedlar Bag | | | |
| | | | | | | | | 6 Liter Summa canister | | | |
| | | | | | | | | Tedlar Bag | | | |
| | | | | | | | | 6 Liter Summa canister | | | |
| | | | | | | | | Tedlar Bag | | | |
| | | | | | | | | 6 Liter Summa canister | | | |
| | | | | | | | | Tedlar Bag | | | |
| | | | | | | | | 6 Liter Summa canister | | | |
| | | | | | | | | Tedlar Bag | | | |
| | | | | | | | | 6 Liter Summa canister | | | |
| | | | | | | | | Tedlar Bag | | | |
| | | | | | | | | 6 Liter Summa canister | | | |
| | | | | | | | | Tedlar Bag | | | |
| | | | | | | | | 6 Liter Summa canister | | | |
| | | | | | | | | Tedlar Bag | | | |
| | | | | | | | | 6 Liter Summa canister | | | |
| | | | | | | | | Tedlar Bag | | | |
| | | | | | | | | 6 Liter Summa canister | | | |
| | | | | | | | | Tedlar Bag | | | |
| | | | | | | | | 6 Liter Summa canister | | | |
| | | | | | | | | Tedlar Bag | | | |
| | | | | | | | | 6 Liter Summa canister | | | |
| | | | | | | | | Tedlar Bag | | | |
| | | | | | | | | 6 Liter Summa canister | | | |
| | | | | | | | | Tedlar Bag | | | |
| | | | | | | | | 6 Liter Summa canister | | | |
| | | | | | | | | Tedlar Bag | | | |
| | | | | | | | | 6 Liter Summa canister | | | |
| | | | | | | | | Tedlar Bag | | | |
| | | | | | | | | 6 Liter Summa canister | | | |
| | | | | | | | | Tedlar Bag | | | |
| | | | | | | | | 6 Liter Summa canister | | | |
| | | | | | | | | Tedlar Bag | | | |
| | | | | | | | | 6 Liter Summa canister | | | |
| | | | | | | | | Tedlar Bag | | | |
| | | | | | | | | 6 Liter Summa canister | | | |
| | | | | | | | | Tedlar Bag | | | |
| | | | | | | | | 6 Liter Summa canister | | | |
| | | | | | | | | Tedlar Bag | | | |
| | | | | | | | | 6 Liter Summa canister | | | |
| | | | | | | | | Tedlar Bag | | | |
| | | | | | | | | 6 Liter Summa canister | | | |
| | | | | | | | | Tedlar Bag | | | |
| | | | | | | | | 6 Liter Summa canister | | | |
| | | | | | | | | Tedlar Bag | | | |
| | | | | | | | | 6 Liter Summa canister | | | |
| | | | | | | | | Tedlar Bag | | | |
| | | | | | | | | 6 Liter Summa canister | | | |
| | | | | | | | | Tedlar Bag | | | |
| | | | | | | | | 6 Liter Summa canister | | | |
| | | | | | | | | Tedlar Bag | | | |
| | | | | | | | | 6 Liter Summa canister | | | |
| | | | | | | | | Tedlar Bag | | | |
| | | | | | | | | 6 Liter Summa canister | | | |
| | | | | | | | | Tedlar Bag | | | |
| | | | | | | | | 6 Liter Summa canister | | | |
| | | | | | | | | Tedlar Bag | | | |
| | | | | | | | | 6 Liter Summa canister | | | |
| | | | | | | | | Tedlar Bag | | | |
| | | | | | | | | 6 Liter Summa canister | | | |
| | | | | | | | | Tedlar Bag | | | |
| | | | | | | | | 6 Liter Summa canister | | | |
| | | | | | | | | Tedlar Bag | | | |
| | | | | | | | | 6 Liter Summa canister | | | |
| | | | | | | | | Tedlar Bag | | | |
| | | | | | | | | 6 Liter Summa canister | | | |
| | | | | | | | | Tedlar Bag | | | |
| | | | | | | | | 6 Liter Summa canister | | | |
| | | | | | | | | Tedlar Bag | | | |
| | | | | | | | | 6 Liter Summa canister | | | |
| | | | | | | | | Tedlar Bag | | | |
| | | | | | | | | 6 Liter Summa canister | | | |
| | | | | | | | | Tedlar Bag | | | |
| | | | | | | | | 6 Liter Summa canister | | | |
| | | | | | | | | Tedlar Bag | | | |
| | | | | | | | | 6 Liter Summa canister | | | |
| | | | | | | | | | | | |

APPENDIX IV
NOVEMBER 2013 LABORATORY ANALYTICAL REPORTS
FOR MONITOR WELLS



Technical Report

prepared for:

Leggette Brashears & Graham Shelton Office

4 Research Drive, Suite 301

Shelton CT, 06484

Attention: Tunde Komuves-Sandor

Report Date: 12/10/2013

Client Project ID: Rowe Industries

York Project (SDG) No.: 13K1040

CT Cert. No. PH-0723

New Jersey Cert. No. CT-005



New York Cert. No. 10854

PA Cert. No. 68-04440

Report Date: 12/10/2013
Client Project ID: Rowe Industries
York Project (SDG) No.: 13K1040

Leggette Brashears & Graham Shelton Office
4 Research Drive, Suite 301
Shelton CT, 06484
Attention: Tunde Komuves-Sandor

Purpose and Results

This report contains the analytical data for the sample(s) identified on the attached chain-of-custody received in our laboratory on November 27, 2013 and listed below. The project was identified as your project: **Rowe Industries**.

The analyses were conducted utilizing appropriate EPA, Standard Methods, and ASTM methods as detailed in the data summary tables.

All samples were received in proper condition meeting the customary acceptance requirements for environmental samples except those indicated under the Notes section of this report.

All analyses met the method and laboratory standard operating procedure requirements except as indicated by any data flags, the meaning of which are explained in the attachment to this report, and case narrative if applicable.

The results of the analyses, which are all reported on dry weight basis (soils) unless otherwise noted, are detailed in the following pages.

Please contact Client Services at 203.325.1371 with any questions regarding this report.

| <u>York Sample ID</u> | <u>Client Sample ID</u> | <u>Matrix</u> | <u>Date Collected</u> | <u>Date Received</u> |
|-----------------------|-------------------------|---------------|-----------------------|----------------------|
| 13K1040-01 | MW98-04 (MS+MSD) | Water | 11/26/2013 | 11/27/2013 |

General Notes for York Project (SDG) No.: 13K1040

1. The RLs and MDLs (Reporting Limit and Method Detection Limit respectively) reported are adjusted for any dilution necessary due to the levels of target and/or non-target analytes and matrix interference. The RL(REPORTING LIMIT) is based upon the lowest standard utilized for the calibration where applicable.
2. Samples are retained for a period of thirty days after submittal of report, unless other arrangements are made.
3. York's liability for the above data is limited to the dollar value paid to York for the referenced project.
4. This report shall not be reproduced without the written approval of York Analytical Laboratories, Inc.
5. All samples were received in proper condition for analysis with proper documentation, unless otherwise noted.
6. All analyses conducted met method or Laboratory SOP requirements. See the Qualifiers and/or Narrative sections for further information.
7. It is noted that no analyses reported herein were subcontracted to another laboratory, unless noted in the report.
8. This report reflects results that relate only to the samples submitted on the attached chain-of-custody form(s) received by York.


Approved By:



Benjamin Gulizia
Laboratory Director

Date: 12/10/2013





Sample Information

Client Sample ID: MW98-04 (MS+MSD)

York Sample ID: 13K1040-01

York Project (SDG) No.
13K1040

Client Project ID
Rowe Industries

Matrix
Water

Collection Date/Time
November 26, 2013 3:00 pm

Date Received
11/27/2013


Volatile Organics, 8260 List - Low Level

Log-in Notes:

Sample Notes:

Sample Prepared by Method: EPA 5030B

| CAS No. | Parameter | Result | Flag | Units | MDL | RL | Dilution | Reference Method | Date/Time Prepared | Date/Time Analyzed | Analyst |
|----------|---|--------|------|-------|------|------|----------|------------------|--------------------|--------------------|---------|
| 630-20-6 | 1,1,1,2-Tetrachloroethane | ND | | ug/L | 0.20 | 0.50 | 1 | EPA 8260C | 12/10/2013 08:15 | 12/10/2013 14:31 | BK |
| 71-55-6 | 1,1,1-Trichloroethane | ND | | ug/L | 0.20 | 0.50 | 1 | EPA 8260C | 12/10/2013 08:15 | 12/10/2013 14:31 | BK |
| 79-34-5 | 1,1,2,2-Tetrachloroethane | ND | | ug/L | 0.20 | 0.50 | 1 | EPA 8260C | 12/10/2013 08:15 | 12/10/2013 14:31 | BK |
| 76-13-1 | 1,1,2-Trichloro-1,2,2-trifluoroethane (Freon 113) | ND | | ug/L | 0.20 | 0.50 | 1 | EPA 8260C | 12/10/2013 08:15 | 12/10/2013 14:31 | BK |
| 79-00-5 | 1,1,2-Trichloroethane | ND | | ug/L | 0.20 | 0.50 | 1 | EPA 8260C | 12/10/2013 08:15 | 12/10/2013 14:31 | BK |
| 75-34-3 | 1,1-Dichloroethane | ND | | ug/L | 0.20 | 0.50 | 1 | EPA 8260C | 12/10/2013 08:15 | 12/10/2013 14:31 | BK |
| 75-35-4 | 1,1-Dichloroethylene | ND | | ug/L | 0.20 | 0.50 | 1 | EPA 8260C | 12/10/2013 08:15 | 12/10/2013 14:31 | BK |
| 563-58-6 | 1,1-Dichloropropylene | ND | | ug/L | 0.20 | 0.50 | 1 | EPA 8260C | 12/10/2013 08:15 | 12/10/2013 14:31 | BK |
| 87-61-6 | 1,2,3-Trichlorobenzene | ND | | ug/L | 0.20 | 0.50 | 1 | EPA 8260C | 12/10/2013 08:15 | 12/10/2013 14:31 | BK |
| 96-18-4 | 1,2,3-Trichloropropane | ND | | ug/L | 0.20 | 0.50 | 1 | EPA 8260C | 12/10/2013 08:15 | 12/10/2013 14:31 | BK |
| 120-82-1 | 1,2,4-Trichlorobenzene | ND | | ug/L | 0.20 | 0.50 | 1 | EPA 8260C | 12/10/2013 08:15 | 12/10/2013 14:31 | BK |
| 95-63-6 | 1,2,4-Trimethylbenzene | ND | | ug/L | 0.20 | 0.50 | 1 | EPA 8260C | 12/10/2013 08:15 | 12/10/2013 14:31 | BK |
| 96-12-8 | 1,2-Dibromo-3-chloropropane | ND | | ug/L | 0.20 | 0.50 | 1 | EPA 8260C | 12/10/2013 08:15 | 12/10/2013 14:31 | BK |
| 106-93-4 | 1,2-Dibromoethane | ND | | ug/L | 0.20 | 0.50 | 1 | EPA 8260C | 12/10/2013 08:15 | 12/10/2013 14:31 | BK |
| 95-50-1 | 1,2-Dichlorobenzene | ND | | ug/L | 0.20 | 0.50 | 1 | EPA 8260C | 12/10/2013 08:15 | 12/10/2013 14:31 | BK |
| 107-06-2 | 1,2-Dichloroethane | ND | | ug/L | 0.20 | 0.50 | 1 | EPA 8260C | 12/10/2013 08:15 | 12/10/2013 14:31 | BK |
| 78-87-5 | 1,2-Dichloropropane | ND | | ug/L | 0.20 | 0.50 | 1 | EPA 8260C | 12/10/2013 08:15 | 12/10/2013 14:31 | BK |
| 108-67-8 | 1,3,5-Trimethylbenzene | ND | | ug/L | 0.20 | 0.50 | 1 | EPA 8260C | 12/10/2013 08:15 | 12/10/2013 14:31 | BK |
| 541-73-1 | 1,3-Dichlorobenzene | ND | | ug/L | 0.20 | 0.50 | 1 | EPA 8260C | 12/10/2013 08:15 | 12/10/2013 14:31 | BK |
| 142-28-9 | 1,3-Dichloropropane | ND | | ug/L | 0.20 | 0.50 | 1 | EPA 8260C | 12/10/2013 08:15 | 12/10/2013 14:31 | BK |
| 106-46-7 | 1,4-Dichlorobenzene | ND | | ug/L | 0.20 | 0.50 | 1 | EPA 8260C | 12/10/2013 08:15 | 12/10/2013 14:31 | BK |
| 594-20-7 | 2,2-Dichloropropane | ND | | ug/L | 0.20 | 0.50 | 1 | EPA 8260C | 12/10/2013 08:15 | 12/10/2013 14:31 | BK |
| 95-49-8 | 2-Chlorotoluene | ND | | ug/L | 0.20 | 0.50 | 1 | EPA 8260C | 12/10/2013 08:15 | 12/10/2013 14:31 | BK |
| 591-78-6 | 2-Hexanone | ND | | ug/L | 0.20 | 0.50 | 1 | EPA 8260C | 12/10/2013 08:15 | 12/10/2013 14:31 | BK |
| 106-43-4 | 4-Chlorotoluene | ND | | ug/L | 0.20 | 0.50 | 1 | EPA 8260C | 12/10/2013 08:15 | 12/10/2013 14:31 | BK |
| 67-64-1 | Acetone | ND | | ug/L | 1.0 | 2.0 | 1 | EPA 8260C | 12/10/2013 08:15 | 12/10/2013 14:31 | BK |
| 71-43-2 | Benzene | ND | | ug/L | 0.20 | 0.50 | 1 | EPA 8260C | 12/10/2013 08:15 | 12/10/2013 14:31 | BK |
| 108-86-1 | Bromobenzene | ND | | ug/L | 0.20 | 0.50 | 1 | EPA 8260C | 12/10/2013 08:15 | 12/10/2013 14:31 | BK |
| 74-97-5 | Bromochloromethane | ND | | ug/L | 0.20 | 0.50 | 1 | EPA 8260C | 12/10/2013 08:15 | 12/10/2013 14:31 | BK |
| 75-27-4 | Bromodichloromethane | ND | | ug/L | 0.20 | 0.50 | 1 | EPA 8260C | 12/10/2013 08:15 | 12/10/2013 14:31 | BK |



Sample Information

Client Sample ID: MW98-04 (MS+MSD)

York Sample ID: 13K1040-01

York Project (SDG) No.

Client Project ID

Matrix

Collection Date/Time

Date Received

13K1040

Rowe Industries

Water

November 26, 2013 3:00 pm

11/27/2013


Volatile Organics, 8260 List - Low Level

Log-in Notes:

Sample Notes:

Sample Prepared by Method: EPA 5030B

| CAS No. | Parameter | Result | Flag | Units | MDL | RL | Dilution | Reference Method | Date/Time Prepared | Date/Time Analyzed | Analyst |
|-------------|--------------------------------|--------|------|-------|------|------|----------|------------------|--------------------|--------------------|---------|
| 75-25-2 | Bromoform | ND | | ug/L | 0.20 | 0.50 | 1 | EPA 8260C | 12/10/2013 08:15 | 12/10/2013 14:31 | BK |
| 74-83-9 | Bromomethane | ND | | ug/L | 0.20 | 0.50 | 1 | EPA 8260C | 12/10/2013 08:15 | 12/10/2013 14:31 | BK |
| 56-23-5 | Carbon tetrachloride | ND | | ug/L | 0.20 | 0.50 | 1 | EPA 8260C | 12/10/2013 08:15 | 12/10/2013 14:31 | BK |
| 108-90-7 | Chlorobenzene | ND | | ug/L | 0.20 | 0.50 | 1 | EPA 8260C | 12/10/2013 08:15 | 12/10/2013 14:31 | BK |
| 75-00-3 | Chloroethane | ND | | ug/L | 0.20 | 0.50 | 1 | EPA 8260C | 12/10/2013 08:15 | 12/10/2013 14:31 | BK |
| 67-66-3 | Chloroform | ND | | ug/L | 0.20 | 0.50 | 1 | EPA 8260C | 12/10/2013 08:15 | 12/10/2013 14:31 | BK |
| 74-87-3 | Chloromethane | ND | | ug/L | 0.20 | 0.50 | 1 | EPA 8260C | 12/10/2013 08:15 | 12/10/2013 14:31 | BK |
| 156-59-2 | cis-1,2-Dichloroethylene | ND | | ug/L | 0.20 | 0.50 | 1 | EPA 8260C | 12/10/2013 08:15 | 12/10/2013 14:31 | BK |
| 10061-01-5 | cis-1,3-Dichloropropylene | ND | | ug/L | 0.20 | 0.50 | 1 | EPA 8260C | 12/10/2013 08:15 | 12/10/2013 14:31 | BK |
| 124-48-1 | Dibromochloromethane | ND | | ug/L | 0.20 | 0.50 | 1 | EPA 8260C | 12/10/2013 08:15 | 12/10/2013 14:31 | BK |
| 74-95-3 | Dibromomethane | ND | | ug/L | 0.20 | 0.50 | 1 | EPA 8260C | 12/10/2013 08:15 | 12/10/2013 14:31 | BK |
| 75-71-8 | Dichlorodifluoromethane | ND | | ug/L | 0.20 | 0.50 | 1 | EPA 8260C | 12/10/2013 08:15 | 12/10/2013 14:31 | BK |
| 100-41-4 | Ethyl Benzene | ND | | ug/L | 0.20 | 0.50 | 1 | EPA 8260C | 12/10/2013 08:15 | 12/10/2013 14:31 | BK |
| 87-68-3 | Hexachlorobutadiene | ND | | ug/L | 0.20 | 0.50 | 1 | EPA 8260C | 12/10/2013 08:15 | 12/10/2013 14:31 | BK |
| 98-82-8 | Isopropylbenzene | ND | | ug/L | 0.20 | 0.50 | 1 | EPA 8260C | 12/10/2013 08:15 | 12/10/2013 14:31 | BK |
| 1634-04-4 | Methyl tert-butyl ether (MTBE) | ND | | ug/L | 0.20 | 0.50 | 1 | EPA 8260C | 12/10/2013 08:15 | 12/10/2013 14:31 | BK |
| 75-09-2 | Methylene chloride | ND | | ug/L | 1.0 | 2.0 | 1 | EPA 8260C | 12/10/2013 08:15 | 12/10/2013 14:31 | BK |
| 91-20-3 | Naphthalene | ND | | ug/L | 1.0 | 2.0 | 1 | EPA 8260C | 12/10/2013 08:15 | 12/10/2013 14:31 | BK |
| 104-51-8 | n-Butylbenzene | ND | | ug/L | 0.20 | 0.50 | 1 | EPA 8260C | 12/10/2013 08:15 | 12/10/2013 14:31 | BK |
| 103-65-1 | n-Propylbenzene | ND | | ug/L | 0.20 | 0.50 | 1 | EPA 8260C | 12/10/2013 08:15 | 12/10/2013 14:31 | BK |
| 95-47-6 | o-Xylene | ND | | ug/L | 0.20 | 0.50 | 1 | EPA 8260C | 12/10/2013 08:15 | 12/10/2013 14:31 | BK |
| 179601-23-1 | p- & m- Xylenes | ND | | ug/L | 0.50 | 1.0 | 1 | EPA 8260C | 12/10/2013 08:15 | 12/10/2013 14:31 | BK |
| 99-87-6 | p-Isopropyltoluene | ND | | ug/L | 0.20 | 0.50 | 1 | EPA 8260C | 12/10/2013 08:15 | 12/10/2013 14:31 | BK |
| 135-98-8 | sec-Butylbenzene | ND | | ug/L | 0.20 | 0.50 | 1 | EPA 8260C | 12/10/2013 08:15 | 12/10/2013 14:31 | BK |
| 100-42-5 | Styrene | ND | | ug/L | 0.20 | 0.50 | 1 | EPA 8260C | 12/10/2013 08:15 | 12/10/2013 14:31 | BK |
| 98-06-6 | tert-Butylbenzene | ND | | ug/L | 0.20 | 0.50 | 1 | EPA 8260C | 12/10/2013 08:15 | 12/10/2013 14:31 | BK |
| 127-18-4 | Tetrachloroethylene | 1.6 | | ug/L | 0.20 | 0.50 | 1 | EPA 8260C | 12/10/2013 08:15 | 12/10/2013 14:31 | BK |
| 108-88-3 | Toluene | ND | | ug/L | 0.20 | 0.50 | 1 | EPA 8260C | 12/10/2013 08:15 | 12/10/2013 14:31 | BK |
| 156-60-5 | trans-1,2-Dichloroethylene | ND | | ug/L | 0.20 | 0.50 | 1 | EPA 8260C | 12/10/2013 08:15 | 12/10/2013 14:31 | BK |
| 10061-02-6 | trans-1,3-Dichloropropylene | ND | | ug/L | 0.20 | 0.50 | 1 | EPA 8260C | 12/10/2013 08:15 | 12/10/2013 14:31 | BK |
| 79-01-6 | Trichloroethylene | ND | | ug/L | 0.20 | 0.50 | 1 | EPA 8260C | 12/10/2013 08:15 | 12/10/2013 14:31 | BK |



Sample Information

Client Sample ID: MW98-04 (MS+MSD)

York Sample ID: 13K1040-01

York Project (SDG) No.

Client Project ID

Matrix

Collection Date/Time

Date Received

13K1040

Rowe Industries

Water

November 26, 2013 3:00 pm

11/27/2013


Volatile Organics, 8260 List - Low Level

Log-in Notes:

Sample Notes:

Sample Prepared by Method: EPA 5030B

| CAS No. | Parameter | Result | Flag | Units | MDL | RL | Dilution | Reference Method | Date/Time Prepared | Date/Time Analyzed | Analyst |
|-----------------------------|----------------------------------|---------------|-------------------------|-------|------|------|----------|------------------|--------------------|--------------------|---------|
| 75-69-4 | Trichlorofluoromethane | ND | | ug/L | 0.20 | 0.50 | 1 | EPA 8260C | 12/10/2013 08:15 | 12/10/2013 14:31 | BK |
| 75-01-4 | Vinyl Chloride | ND | | ug/L | 0.50 | 0.50 | 1 | EPA 8260C | 12/10/2013 08:15 | 12/10/2013 14:31 | BK |
| 1330-20-7 | Xylenes, Total | ND | | ug/L | 0.60 | 1.5 | 1 | EPA 8260C | 12/10/2013 08:15 | 12/10/2013 14:31 | BK |
| Surrogate Recoveries | | Result | Acceptance Range | | | | | | | | |
| 17060-07-0 | Surrogate: 1,2-Dichloroethane-d4 | 81.5 % | 79-133 | | | | | | | | |
| 460-00-4 | Surrogate: p-Bromofluorobenzene | 91.3 % | 65-133 | | | | | | | | |
| 2037-26-5 | Surrogate: Toluene-d8 | 99.1 % | 80-123 | | | | | | | | |




Analytical Batch Summary

Batch ID: BL30567

Preparation Method: EPA 5030B

Prepared By: BK

| YORK Sample ID | Client Sample ID | Preparation Date |
|----------------|------------------|------------------|
| 13K1040-01 | MW98-04 (MS+MSD) | 12/10/13 |
| BL30567-BLK1 | Blank | 12/10/13 |
| BL30567-BS1 | LCS | 12/10/13 |
| BL30567-BSD1 | LCS Dup | 12/10/13 |
| BL30567-MS1 | Matrix Spike | 12/10/13 |
| BL30567-MSD1 | Matrix Spike Dup | 12/10/13 |



Volatile Organic Compounds by GC/MS - Quality Control Data
York Analytical Laboratories, Inc.

| Analyte | Result | Reporting Limit | Units | Spike Level | Source* Result | %REC | %REC Limits | Flag | RPD | RPD Limit | Flag |
|---------|--------|-----------------|-------|-------------|----------------|------|-------------|------|-----|-----------|------|
|---------|--------|-----------------|-------|-------------|----------------|------|-------------|------|-----|-----------|------|

Batch BL30567 - EPA 5030B

Blank (BL30567-BLK1)

Prepared & Analyzed: 12/10/2013

| | | | | | | | | | | | |
|---|-----|------|------|--|--|--|--|--|--|--|--|
| 1,1,1,2-Tetrachloroethane | ND | 0.50 | ug/L | | | | | | | | |
| 1,1,1-Trichloroethane | ND | 0.50 | " | | | | | | | | |
| 1,1,2,2-Tetrachloroethane | ND | 0.50 | " | | | | | | | | |
| 1,1,2-Trichloro-1,2,2-trifluoroethane (Freon 113) | ND | 0.50 | " | | | | | | | | |
| 1,1,2-Trichloroethane | ND | 0.50 | " | | | | | | | | |
| 1,1-Dichloroethane | ND | 0.50 | " | | | | | | | | |
| 1,1-Dichloroethylene | ND | 0.50 | " | | | | | | | | |
| 1,1-Dichloropropylene | ND | 0.50 | " | | | | | | | | |
| 1,2,3-Trichlorobenzene | ND | 0.50 | " | | | | | | | | |
| 1,2,3-Trichloropropane | ND | 0.50 | " | | | | | | | | |
| 1,2,4-Trichlorobenzene | ND | 0.50 | " | | | | | | | | |
| 1,2,4-Trimethylbenzene | ND | 0.50 | " | | | | | | | | |
| 1,2-Dibromo-3-chloropropane | ND | 0.50 | " | | | | | | | | |
| 1,2-Dibromoethane | ND | 0.50 | " | | | | | | | | |
| 1,2-Dichlorobenzene | ND | 0.50 | " | | | | | | | | |
| 1,2-Dichloroethane | ND | 0.50 | " | | | | | | | | |
| 1,2-Dichloropropane | ND | 0.50 | " | | | | | | | | |
| 1,3,5-Trimethylbenzene | ND | 0.50 | " | | | | | | | | |
| 1,3-Dichlorobenzene | ND | 0.50 | " | | | | | | | | |
| 1,3-Dichloropropane | ND | 0.50 | " | | | | | | | | |
| 1,4-Dichlorobenzene | ND | 0.50 | " | | | | | | | | |
| 2,2-Dichloropropane | ND | 0.50 | " | | | | | | | | |
| 2-Chlorotoluene | ND | 0.50 | " | | | | | | | | |
| 2-Hexanone | ND | 0.50 | " | | | | | | | | |
| 4-Chlorotoluene | ND | 0.50 | " | | | | | | | | |
| Acetone | 1.5 | 2.0 | " | | | | | | | | |
| Benzene | ND | 0.50 | " | | | | | | | | |
| Bromobenzene | ND | 0.50 | " | | | | | | | | |
| Bromochloromethane | ND | 0.50 | " | | | | | | | | |
| Bromodichloromethane | ND | 0.50 | " | | | | | | | | |
| Bromoform | ND | 0.50 | " | | | | | | | | |
| Bromomethane | ND | 0.50 | " | | | | | | | | |
| Carbon tetrachloride | ND | 0.50 | " | | | | | | | | |
| Chlorobenzene | ND | 0.50 | " | | | | | | | | |
| Chloroethane | ND | 0.50 | " | | | | | | | | |
| Chloroform | ND | 0.50 | " | | | | | | | | |
| Chloromethane | ND | 0.50 | " | | | | | | | | |
| cis-1,2-Dichloroethylene | ND | 0.50 | " | | | | | | | | |
| cis-1,3-Dichloropropylene | ND | 0.50 | " | | | | | | | | |
| Dibromochloromethane | ND | 0.50 | " | | | | | | | | |
| Dibromomethane | ND | 0.50 | " | | | | | | | | |
| Dichlorodifluoromethane | ND | 0.50 | " | | | | | | | | |
| Ethyl Benzene | ND | 0.50 | " | | | | | | | | |
| Hexachlorobutadiene | ND | 0.50 | " | | | | | | | | |
| Isopropylbenzene | ND | 0.50 | " | | | | | | | | |
| Methyl tert-butyl ether (MTBE) | ND | 0.50 | " | | | | | | | | |
| Methylene chloride | ND | 2.0 | " | | | | | | | | |
| Naphthalene | ND | 2.0 | " | | | | | | | | |
| n-Butylbenzene | ND | 0.50 | " | | | | | | | | |
| n-Propylbenzene | ND | 0.50 | " | | | | | | | | |
| o-Xylene | ND | 0.50 | " | | | | | | | | |



Volatile Organic Compounds by GC/MS - Quality Control Data

York Analytical Laboratories, Inc.

| Analyte | Result | Reporting Limit | Units | Spike Level | Source* Result | %REC | %REC Limits | Flag | RPD | RPD Limit | Flag |
|---------|--------|-----------------|-------|-------------|----------------|------|-------------|------|-----|-----------|------|
|---------|--------|-----------------|-------|-------------|----------------|------|-------------|------|-----|-----------|------|

Batch BL30567 - EPA 5030B

Blank (BL30567-BLK1)


Prepared & Analyzed: 12/10/2013

| | | | | | | | | | | | |
|----------------------------------|------|------|------|------|--|------|--------|--|--|--|--|
| p- & m- Xylenes | ND | 1.0 | ug/L | | | | | | | | |
| p-Isopropyltoluene | ND | 0.50 | " | | | | | | | | |
| sec-Butylbenzene | ND | 0.50 | " | | | | | | | | |
| Styrene | ND | 0.50 | " | | | | | | | | |
| tert-Butylbenzene | ND | 0.50 | " | | | | | | | | |
| Tetrachloroethylene | ND | 0.50 | " | | | | | | | | |
| Toluene | ND | 0.50 | " | | | | | | | | |
| trans-1,2-Dichloroethylene | ND | 0.50 | " | | | | | | | | |
| trans-1,3-Dichloropropylene | ND | 0.50 | " | | | | | | | | |
| Trichloroethylene | ND | 0.50 | " | | | | | | | | |
| Trichlorofluoromethane | ND | 0.50 | " | | | | | | | | |
| Vinyl Chloride | ND | 0.50 | " | | | | | | | | |
| Xylenes, Total | ND | 1.5 | " | | | | | | | | |
| Surrogate: 1,2-Dichloroethane-d4 | 8.05 | | " | 10.0 | | 80.5 | 79-133 | | | | |
| Surrogate: p-Bromofluorobenzene | 9.37 | | " | 10.0 | | 93.7 | 65-133 | | | | |
| Surrogate: Toluene-d8 | 10.0 | | " | 10.0 | | 100 | 80-123 | | | | |

LCS (BL30567-BS1)

Prepared & Analyzed: 12/10/2013

| | | | | | | | | | | | |
|---|------|--|------|------|--|------|--------|-----------|--|--|--|
| 1,1,1,2-Tetrachloroethane | 9.09 | | ug/L | 10.0 | | 90.9 | 84-127 | | | | |
| 1,1,1-Trichloroethane | 9.77 | | " | 10.0 | | 97.7 | 80-131 | | | | |
| 1,1,2,2-Tetrachloroethane | 9.67 | | " | 10.0 | | 96.7 | 76-120 | | | | |
| 1,1,2-Trichloro-1,2,2-trifluoroethane (Freon 113) | 11.0 | | " | 10.0 | | 110 | 70-133 | | | | |
| 1,1,2-Trichloroethane | 9.57 | | " | 10.0 | | 95.7 | 73-124 | | | | |
| 1,1-Dichloroethane | 10.6 | | " | 10.0 | | 106 | 79-123 | | | | |
| 1,1-Dichloroethylene | 10.4 | | " | 10.0 | | 104 | 71-123 | | | | |
| 1,1-Dichloropropylene | 10.4 | | " | 10.0 | | 104 | 73-117 | | | | |
| 1,2,3-Trichlorobenzene | 8.11 | | " | 10.0 | | 81.1 | 78-117 | | | | |
| 1,2,3-Trichloropropane | 8.59 | | " | 10.0 | | 85.9 | 68-119 | | | | |
| 1,2,4-Trichlorobenzene | 8.13 | | " | 10.0 | | 81.3 | 78-117 | | | | |
| 1,2,4-Trimethylbenzene | 10.0 | | " | 10.0 | | 100 | 68-134 | | | | |
| 1,2-Dibromo-3-chloropropane | 7.39 | | " | 10.0 | | 73.9 | 73-129 | | | | |
| 1,2-Dibromoethane | 9.01 | | " | 10.0 | | 90.1 | 73-139 | | | | |
| 1,2-Dichlorobenzene | 9.44 | | " | 10.0 | | 94.4 | 83-110 | | | | |
| 1,2-Dichloroethane | 8.36 | | " | 10.0 | | 83.6 | 81-120 | | | | |
| 1,2-Dichloropropane | 10.1 | | " | 10.0 | | 101 | 76-120 | | | | |
| 1,3,5-Trimethylbenzene | 10.1 | | " | 10.0 | | 101 | 74-121 | | | | |
| 1,3-Dichlorobenzene | 9.89 | | " | 10.0 | | 98.9 | 82-112 | | | | |
| 1,3-Dichloropropane | 9.14 | | " | 10.0 | | 91.4 | 77-122 | | | | |
| 1,4-Dichlorobenzene | 9.36 | | " | 10.0 | | 93.6 | 83-110 | | | | |
| 2,2-Dichloropropane | 9.83 | | " | 10.0 | | 98.3 | 50-163 | | | | |
| 2-Chlorotoluene | 10.5 | | " | 10.0 | | 105 | 74-115 | | | | |
| 2-Hexanone | 8.42 | | " | 10.0 | | 84.2 | 65-130 | | | | |
| 4-Chlorotoluene | 10.2 | | " | 10.0 | | 102 | 77-119 | | | | |
| Acetone | 10.3 | | " | 10.0 | | 103 | 54-129 | | | | |
| Benzene | 10.9 | | " | 10.0 | | 109 | 77-122 | | | | |
| Bromobenzene | 10.0 | | " | 10.0 | | 100 | 76-114 | | | | |
| Bromochloromethane | 13.6 | | " | 10.0 | | 136 | 73-125 | High Bias | | | |
| Bromodichloromethane | 9.28 | | " | 10.0 | | 92.8 | 83-120 | | | | |
| Bromoform | 8.26 | | " | 10.0 | | 82.6 | 72-139 | | | | |
| Bromomethane | 9.85 | | " | 10.0 | | 98.5 | 52-128 | | | | |
| Carbon tetrachloride | 9.47 | | " | 10.0 | | 94.7 | 66-152 | | | | |
| Chlorobenzene | 9.92 | | " | 10.0 | | 99.2 | 85-113 | | | | |



Volatile Organic Compounds by GC/MS - Quality Control Data

York Analytical Laboratories, Inc.


| Analyte | Result | Reporting Limit | Units | Spike Level | Source* Result | %REC | %REC Limits | Flag | RPD | RPD Limit | Flag |
|---------|--------|-----------------|-------|-------------|----------------|------|-------------|------|-----|-----------|------|
|---------|--------|-----------------|-------|-------------|----------------|------|-------------|------|-----|-----------|------|

Batch BL30567 - EPA 5030B

LCS (BL30567-BS1)

Prepared & Analyzed: 12/10/2013

| | | | | | | | | | | | |
|----------------------------------|------|--|------|------|--|------|--------|--|--|--|--|
| Chloroethane | 11.2 | | ug/L | 10.0 | | 112 | 60-124 | | | | |
| Chloroform | 9.76 | | " | 10.0 | | 97.6 | 82-119 | | | | |
| Chloromethane | 11.1 | | " | 10.0 | | 111 | 42-126 | | | | |
| cis-1,2-Dichloroethylene | 10.5 | | " | 10.0 | | 105 | 79-116 | | | | |
| cis-1,3-Dichloropropylene | 9.78 | | " | 10.0 | | 97.8 | 85-134 | | | | |
| Dibromochloromethane | 8.48 | | " | 10.0 | | 84.8 | 74-151 | | | | |
| Dibromomethane | 8.81 | | " | 10.0 | | 88.1 | 74-128 | | | | |
| Dichlorodifluoromethane | 9.49 | | " | 10.0 | | 94.9 | 10-146 | | | | |
| Ethyl Benzene | 10.1 | | " | 10.0 | | 101 | 85-125 | | | | |
| Hexachlorobutadiene | 8.83 | | " | 10.0 | | 88.3 | 69-131 | | | | |
| Isopropylbenzene | 10.8 | | " | 10.0 | | 108 | 71-128 | | | | |
| Methyl tert-butyl ether (MTBE) | 7.34 | | " | 10.0 | | 73.4 | 51-134 | | | | |
| Methylene chloride | 10.5 | | " | 10.0 | | 105 | 76-122 | | | | |
| Naphthalene | 8.95 | | " | 10.0 | | 89.5 | 72-127 | | | | |
| n-Butylbenzene | 10.3 | | " | 10.0 | | 103 | 69-127 | | | | |
| n-Propylbenzene | 11.0 | | " | 10.0 | | 110 | 70-129 | | | | |
| o-Xylene | 9.83 | | " | 10.0 | | 98.3 | 83-117 | | | | |
| p- & m- Xylenes | 21.2 | | " | 20.0 | | 106 | 80-126 | | | | |
| p-Isopropyltoluene | 10.0 | | " | 10.0 | | 100 | 74-130 | | | | |
| sec-Butylbenzene | 10.6 | | " | 10.0 | | 106 | 72-132 | | | | |
| Styrene | 9.86 | | " | 10.0 | | 98.6 | 62-160 | | | | |
| tert-Butylbenzene | 9.77 | | " | 10.0 | | 97.7 | 75-129 | | | | |
| Tetrachloroethylene | 9.58 | | " | 10.0 | | 95.8 | 67-118 | | | | |
| Toluene | 10.5 | | " | 10.0 | | 105 | 82-118 | | | | |
| trans-1,2-Dichloroethylene | 10.4 | | " | 10.0 | | 104 | 76-119 | | | | |
| trans-1,3-Dichloropropylene | 8.81 | | " | 10.0 | | 88.1 | 80-137 | | | | |
| Trichloroethylene | 10.1 | | " | 10.0 | | 101 | 71-122 | | | | |
| Trichlorofluoromethane | 10.2 | | " | 10.0 | | 102 | 67-130 | | | | |
| Vinyl Chloride | 11.7 | | " | 10.0 | | 117 | 49-125 | | | | |
| Surrogate: 1,2-Dichloroethane-d4 | 8.00 | | " | 10.0 | | 80.0 | 79-133 | | | | |
| Surrogate: p-Bromofluorobenzene | 9.77 | | " | 10.0 | | 97.7 | 65-133 | | | | |
| Surrogate: Toluene-d8 | 9.80 | | " | 10.0 | | 98.0 | 80-123 | | | | |



Volatile Organic Compounds by GC/MS - Quality Control Data

York Analytical Laboratories, Inc.

| Analyte | Result | Reporting Limit | Units | Spike Level | Source* Result | %REC | %REC Limits | Flag | RPD | RPD Limit | Flag |
|---|--------|-----------------|-------|-------------|----------------|------|-------------|-----------|-------|-----------|------|
| Batch BL30567 - EPA 5030B | | | | | | | | | | | |
| LCS Dup (BL30567-BSD1) | | | | | | | | | | | |
| Prepared & Analyzed: 12/10/2013 | | | | | | | | | | | |
| 1,1,1,2-Tetrachloroethane | 9.43 | | ug/L | 10.0 | | 94.3 | 84-127 | | 3.67 | 30 | |
| 1,1,1-Trichloroethane | 9.92 | | " | 10.0 | | 99.2 | 80-131 | | 1.52 | 30 | |
| 1,1,2,2-Tetrachloroethane | 9.90 | | " | 10.0 | | 99.0 | 76-120 | | 2.35 | 30 | |
| 1,1,2-Trichloro-1,2,2-trifluoroethane (Freon 113) | 10.7 | | " | 10.0 | | 107 | 70-133 | | 2.68 | 30 | |
| 1,1,2-Trichloroethane | 9.85 | | " | 10.0 | | 98.5 | 73-124 | | 2.88 | 30 | |
| 1,1-Dichloroethane | 10.7 | | " | 10.0 | | 107 | 79-123 | | 1.22 | 30 | |
| 1,1-Dichloroethylene | 10.1 | | " | 10.0 | | 101 | 71-123 | | 2.74 | 30 | |
| 1,1-Dichloropropylene | 10.2 | | " | 10.0 | | 102 | 73-117 | | 2.23 | 30 | |
| 1,2,3-Trichlorobenzene | 8.65 | | " | 10.0 | | 86.5 | 78-117 | | 6.44 | 30 | |
| 1,2,3-Trichloropropane | 8.93 | | " | 10.0 | | 89.3 | 68-119 | | 3.88 | 30 | |
| 1,2,4-Trichlorobenzene | 8.62 | | " | 10.0 | | 86.2 | 78-117 | | 5.85 | 30 | |
| 1,2,4-Trimethylbenzene | 9.73 | | " | 10.0 | | 97.3 | 68-134 | | 3.14 | 30 | |
| 1,2-Dibromo-3-chloropropane | 9.06 | | " | 10.0 | | 90.6 | 73-129 | | 20.3 | 30 | |
| 1,2-Dibromoethane | 9.41 | | " | 10.0 | | 94.1 | 73-139 | | 4.34 | 30 | |
| 1,2-Dichlorobenzene | 9.25 | | " | 10.0 | | 92.5 | 83-110 | | 2.03 | 30 | |
| 1,2-Dichloroethane | 9.06 | | " | 10.0 | | 90.6 | 81-120 | | 8.04 | 30 | |
| 1,2-Dichloropropane | 10.1 | | " | 10.0 | | 101 | 76-120 | | 0.297 | 30 | |
| 1,3,5-Trimethylbenzene | 9.69 | | " | 10.0 | | 96.9 | 74-121 | | 4.14 | 30 | |
| 1,3-Dichlorobenzene | 9.60 | | " | 10.0 | | 96.0 | 82-112 | | 2.98 | 30 | |
| 1,3-Dichloropropane | 9.76 | | " | 10.0 | | 97.6 | 77-122 | | 6.56 | 30 | |
| 1,4-Dichlorobenzene | 9.45 | | " | 10.0 | | 94.5 | 83-110 | | 0.957 | 30 | |
| 2,2-Dichloropropane | 9.37 | | " | 10.0 | | 93.7 | 50-163 | | 4.79 | 30 | |
| 2-Chlorotoluene | 10.2 | | " | 10.0 | | 102 | 74-115 | | 3.47 | 30 | |
| 2-Hexanone | 9.78 | | " | 10.0 | | 97.8 | 65-130 | | 14.9 | 30 | |
| 4-Chlorotoluene | 10.0 | | " | 10.0 | | 100 | 77-119 | | 1.88 | 30 | |
| Acetone | 11.5 | | " | 10.0 | | 115 | 54-129 | | 10.7 | 30 | |
| Benzene | 10.9 | | " | 10.0 | | 109 | 77-122 | | 0.643 | 30 | |
| Bromobenzene | 9.75 | | " | 10.0 | | 97.5 | 76-114 | | 3.03 | 30 | |
| Bromochloromethane | 14.8 | | " | 10.0 | | 148 | 73-125 | High Bias | 8.73 | 30 | |
| Bromodichloromethane | 9.47 | | " | 10.0 | | 94.7 | 83-120 | | 2.03 | 30 | |
| Bromoform | 8.55 | | " | 10.0 | | 85.5 | 72-139 | | 3.45 | 30 | |
| Bromomethane | 9.82 | | " | 10.0 | | 98.2 | 52-128 | | 0.305 | 30 | |
| Carbon tetrachloride | 9.49 | | " | 10.0 | | 94.9 | 66-152 | | 0.211 | 30 | |
| Chlorobenzene | 9.83 | | " | 10.0 | | 98.3 | 85-113 | | 0.911 | 30 | |
| Chloroethane | 11.0 | | " | 10.0 | | 110 | 60-124 | | 1.35 | 30 | |
| Chloroform | 10.2 | | " | 10.0 | | 102 | 82-119 | | 3.92 | 30 | |
| Chloromethane | 11.0 | | " | 10.0 | | 110 | 42-126 | | 0.271 | 30 | |
| cis-1,2-Dichloroethylene | 10.7 | | " | 10.0 | | 107 | 79-116 | | 2.07 | 30 | |
| cis-1,3-Dichloropropylene | 9.65 | | " | 10.0 | | 96.5 | 85-134 | | 1.34 | 30 | |
| Dibromochloromethane | 8.74 | | " | 10.0 | | 87.4 | 74-151 | | 3.02 | 30 | |
| Dibromomethane | 9.42 | | " | 10.0 | | 94.2 | 74-128 | | 6.69 | 30 | |
| Dichlorodifluoromethane | 9.30 | | " | 10.0 | | 93.0 | 10-146 | | 2.02 | 30 | |
| Ethyl Benzene | 10.1 | | " | 10.0 | | 101 | 85-125 | | 0.00 | 30 | |
| Hexachlorobutadiene | 8.27 | | " | 10.0 | | 82.7 | 69-131 | | 6.55 | 30 | |
| Isopropylbenzene | 10.2 | | " | 10.0 | | 102 | 71-128 | | 5.82 | 30 | |
| Methyl tert-butyl ether (MTBE) | 7.58 | | " | 10.0 | | 75.8 | 51-134 | | 3.22 | 30 | |
| Methylene chloride | 11.0 | | " | 10.0 | | 110 | 76-122 | | 5.11 | 30 | |
| Naphthalene | 9.80 | | " | 10.0 | | 98.0 | 72-127 | | 9.07 | 30 | |
| n-Butylbenzene | 9.76 | | " | 10.0 | | 97.6 | 69-127 | | 5.09 | 30 | |
| n-Propylbenzene | 10.2 | | " | 10.0 | | 102 | 70-129 | | 7.34 | 30 | |
| o-Xylene | 9.91 | | " | 10.0 | | 99.1 | 83-117 | | 0.811 | 30 | |



Volatile Organic Compounds by GC/MS - Quality Control Data

York Analytical Laboratories, Inc.

| Analyte | Result | Reporting Limit | Units | Spike Level | Source* Result | %REC | %REC Limits | Flag | RPD | RPD Limit | Flag |
|---------|--------|-----------------|-------|-------------|----------------|------|-------------|------|-----|-----------|------|
|---------|--------|-----------------|-------|-------------|----------------|------|-------------|------|-----|-----------|------|

Batch BL30567 - EPA 5030B

LCS Dup (BL30567-BSD1)

Prepared & Analyzed: 12/10/2013


| | | | | | | | | | | | |
|----------------------------------|------|--|------|------|--|------|--------|--|-------|----|--|
| p- & m- Xylenes | 21.3 | | ug/L | 20.0 | | 107 | 80-126 | | 0.659 | 30 | |
| p-Isopropyltoluene | 9.59 | | " | 10.0 | | 95.9 | 74-130 | | 4.49 | 30 | |
| sec-Butylbenzene | 10.1 | | " | 10.0 | | 101 | 72-132 | | 5.03 | 30 | |
| Styrene | 9.77 | | " | 10.0 | | 97.7 | 62-160 | | 0.917 | 30 | |
| tert-Butylbenzene | 9.23 | | " | 10.0 | | 92.3 | 75-129 | | 5.68 | 30 | |
| Tetrachloroethylene | 9.41 | | " | 10.0 | | 94.1 | 67-118 | | 1.79 | 30 | |
| Toluene | 10.6 | | " | 10.0 | | 106 | 82-118 | | 0.379 | 30 | |
| trans-1,2-Dichloroethylene | 10.6 | | " | 10.0 | | 106 | 76-119 | | 1.62 | 30 | |
| trans-1,3-Dichloropropylene | 9.27 | | " | 10.0 | | 92.7 | 80-137 | | 5.09 | 30 | |
| Trichloroethylene | 10.1 | | " | 10.0 | | 101 | 71-122 | | 0.395 | 30 | |
| Trichlorofluoromethane | 9.89 | | " | 10.0 | | 98.9 | 67-130 | | 3.57 | 30 | |
| Vinyl Chloride | 11.8 | | " | 10.0 | | 118 | 49-125 | | 0.766 | 30 | |
| Surrogate: 1,2-Dichloroethane-d4 | 8.24 | | " | 10.0 | | 82.4 | 79-133 | | | | |
| Surrogate: p-Bromofluorobenzene | 9.61 | | " | 10.0 | | 96.1 | 65-133 | | | | |
| Surrogate: Toluene-d8 | 9.89 | | " | 10.0 | | 98.9 | 80-123 | | | | |

Matrix Spike (BL30567-MS1)

*Source sample: 13K1040-01 (MW98-04 (MS+MSD))

Prepared & Analyzed: 12/10/2013

| | | | | | | | | | | | |
|---|------|--|------|------|----|------|--------|-----------|--|--|--|
| 1,1,1,2-Tetrachloroethane | 9.27 | | ug/L | 10.0 | ND | 92.7 | 82-126 | | | | |
| 1,1,1-Trichloroethane | 10.2 | | " | 10.0 | ND | 102 | 60-145 | | | | |
| 1,1,2,2-Tetrachloroethane | 9.63 | | " | 10.0 | ND | 96.3 | 77-124 | | | | |
| 1,1,2-Trichloro-1,2,2-trifluoroethane (Freon 113) | 10.8 | | " | 10.0 | ND | 108 | 50-147 | | | | |
| 1,1,2-Trichloroethane | 9.58 | | " | 10.0 | ND | 95.8 | 75-126 | | | | |
| 1,1-Dichloroethane | 11.0 | | " | 10.0 | ND | 110 | 76-132 | | | | |
| 1,1-Dichloroethylene | 10.7 | | " | 10.0 | ND | 107 | 68-128 | | | | |
| 1,1-Dichloropropylene | 10.4 | | " | 10.0 | ND | 104 | 80-116 | | | | |
| 1,2,3-Trichlorobenzene | 8.34 | | " | 10.0 | ND | 83.4 | 59-137 | | | | |
| 1,2,3-Trichloropropane | 8.76 | | " | 10.0 | ND | 87.6 | 64-144 | | | | |
| 1,2,4-Trichlorobenzene | 8.32 | | " | 10.0 | ND | 83.2 | 62-132 | | | | |
| 1,2,4-Trimethylbenzene | 10.1 | | " | 10.0 | ND | 101 | 68-138 | | | | |
| 1,2-Dibromo-3-chloropropane | 8.09 | | " | 10.0 | ND | 80.9 | 46-190 | | | | |
| 1,2-Dibromoethane | 9.20 | | " | 10.0 | ND | 92.0 | 77-129 | | | | |
| 1,2-Dichlorobenzene | 9.59 | | " | 10.0 | ND | 95.9 | 81-111 | | | | |
| 1,2-Dichloroethane | 9.13 | | " | 10.0 | ND | 91.3 | 76-129 | | | | |
| 1,2-Dichloropropane | 10.1 | | " | 10.0 | ND | 101 | 78-123 | | | | |
| 1,3,5-Trimethylbenzene | 9.99 | | " | 10.0 | ND | 99.9 | 74-128 | | | | |
| 1,3-Dichlorobenzene | 9.72 | | " | 10.0 | ND | 97.2 | 76-115 | | | | |
| 1,3-Dichloropropane | 9.40 | | " | 10.0 | ND | 94.0 | 78-124 | | | | |
| 1,4-Dichlorobenzene | 9.63 | | " | 10.0 | ND | 96.3 | 76-114 | | | | |
| 2,2-Dichloropropane | 9.53 | | " | 10.0 | ND | 95.3 | 35-139 | | | | |
| 2-Chlorotoluene | 10.3 | | " | 10.0 | ND | 103 | 74-119 | | | | |
| 2-Hexanone | 8.74 | | " | 10.0 | ND | 87.4 | 54-145 | | | | |
| 4-Chlorotoluene | 10.4 | | " | 10.0 | ND | 104 | 78-123 | | | | |
| Acetone | 8.51 | | " | 10.0 | ND | 85.1 | 19-137 | | | | |
| Benzene | 11.2 | | " | 10.0 | ND | 112 | 83-121 | | | | |
| Bromobenzene | 9.69 | | " | 10.0 | ND | 96.9 | 74-121 | | | | |
| Bromochloromethane | 14.4 | | " | 10.0 | ND | 144 | 71-134 | High Bias | | | |
| Bromodichloromethane | 9.44 | | " | 10.0 | ND | 94.4 | 83-127 | | | | |
| Bromoform | 8.23 | | " | 10.0 | ND | 82.3 | 68-138 | | | | |
| Bromomethane | 10.3 | | " | 10.0 | ND | 103 | 14-125 | | | | |
| Carbon tetrachloride | 9.98 | | " | 10.0 | ND | 99.8 | 77-139 | | | | |
| Chlorobenzene | 9.85 | | " | 10.0 | ND | 98.5 | 88-111 | | | | |
| Chloroethane | 11.5 | | " | 10.0 | ND | 115 | 63-130 | | | | |




Volatile Organic Compounds by GC/MS - Quality Control Data

York Analytical Laboratories, Inc.

| Analyte | Result | Reporting Limit | Units | Spike Level | Source* Result | %REC | %REC Limits | Flag | RPD | RPD Limit | Flag |
|---------|--------|-----------------|-------|-------------|----------------|------|-------------|------|-----|-----------|------|
|---------|--------|-----------------|-------|-------------|----------------|------|-------------|------|-----|-----------|------|

Batch BL30567 - EPA 5030B


| Matrix Spike (BL30567-MS1) | *Source sample: 13K1040-01 (MW98-04 (MS+MSD)) | | | | | Prepared & Analyzed: 12/10/2013 | | | | | |
|----------------------------------|---|--|------|------|------|---------------------------------|--------|--|--|--|--|
| Chloroform | 10.4 | | ug/L | 10.0 | ND | 104 | 62-138 | | | | |
| Chloromethane | 11.6 | | " | 10.0 | ND | 116 | 46-121 | | | | |
| cis-1,2-Dichloroethylene | 11.3 | | " | 10.0 | ND | 113 | 58-137 | | | | |
| cis-1,3-Dichloropropylene | 9.57 | | " | 10.0 | ND | 95.7 | 72-131 | | | | |
| Dibromochloromethane | 8.77 | | " | 10.0 | ND | 87.7 | 81-133 | | | | |
| Dibromomethane | 9.10 | | " | 10.0 | ND | 91.0 | 76-136 | | | | |
| Dichlorodifluoromethane | 9.79 | | " | 10.0 | ND | 97.9 | 10-150 | | | | |
| Ethyl Benzene | 10.5 | | " | 10.0 | ND | 105 | 87-122 | | | | |
| Hexachlorobutadiene | 8.87 | | " | 10.0 | ND | 88.7 | 68-134 | | | | |
| Isopropylbenzene | 10.6 | | " | 10.0 | ND | 106 | 75-126 | | | | |
| Methyl tert-butyl ether (MTBE) | 7.11 | | " | 10.0 | ND | 71.1 | 67-130 | | | | |
| Methylene chloride | 10.6 | | " | 10.0 | ND | 106 | 20-158 | | | | |
| Naphthalene | 8.91 | | " | 10.0 | ND | 89.1 | 51-151 | | | | |
| n-Butylbenzene | 10.4 | | " | 10.0 | ND | 104 | 72-124 | | | | |
| n-Propylbenzene | 10.9 | | " | 10.0 | ND | 109 | 76-123 | | | | |
| o-Xylene | 9.99 | | " | 10.0 | ND | 99.9 | 82-121 | | | | |
| p- & m- Xylenes | 21.8 | | " | 20.0 | ND | 109 | 83-128 | | | | |
| p-Isopropyltoluene | 10.0 | | " | 10.0 | ND | 100 | 74-129 | | | | |
| sec-Butylbenzene | 10.4 | | " | 10.0 | ND | 104 | 80-125 | | | | |
| Styrene | 9.57 | | " | 10.0 | ND | 95.7 | 51-181 | | | | |
| tert-Butylbenzene | 9.57 | | " | 10.0 | ND | 95.7 | 78-126 | | | | |
| Tetrachloroethylene | 11.2 | | " | 10.0 | 1.57 | 95.9 | 73-118 | | | | |
| Toluene | 10.7 | | " | 10.0 | ND | 107 | 81-118 | | | | |
| trans-1,2-Dichloroethylene | 10.8 | | " | 10.0 | ND | 108 | 66-128 | | | | |
| trans-1,3-Dichloropropylene | 8.89 | | " | 10.0 | ND | 88.9 | 70-129 | | | | |
| Trichloroethylene | 10.5 | | " | 10.0 | ND | 105 | 84-120 | | | | |
| Trichlorofluoromethane | 10.4 | | " | 10.0 | ND | 104 | 68-129 | | | | |
| Vinyl Chloride | 12.0 | | " | 10.0 | ND | 120 | 49-123 | | | | |
| Surrogate: 1,2-Dichloroethane-d4 | 8.17 | | " | 10.0 | | 81.7 | 79-133 | | | | |
| Surrogate: p-Bromofluorobenzene | 9.86 | | " | 10.0 | | 98.6 | 65-133 | | | | |
| Surrogate: Toluene-d8 | 9.82 | | " | 10.0 | | 98.2 | 80-123 | | | | |



Volatile Organic Compounds by GC/MS - Quality Control Data

York Analytical Laboratories, Inc.

| Analyte | Result | Reporting Limit | Units | Spike Level | Source* Result | %REC | %REC Limits | Flag | RPD | RPD Limit | Flag |
|---|---|-----------------|-------|-------------|----------------|---------------------------------|-------------|----------|------|-----------|------|
| Batch BL30567 - EPA 5030B | | | | | | | | | | | |
| Matrix Spike Dup (BL30567-MSD1) | *Source sample: 13K1040-01 (MW98-04 (MS+MSD)) | | | | | Prepared & Analyzed: 12/10/2013 | | | | | |
| 1,1,1,2-Tetrachloroethane | 8.34 | | ug/L | 10.0 | ND | 83.4 | 82-126 | | 10.6 | 30 | |
| 1,1,1-Trichloroethane | 9.55 | | " | 10.0 | ND | 95.5 | 60-145 | | 6.78 | 30 | |
| 1,1,2,2-Tetrachloroethane | 8.03 | | " | 10.0 | ND | 80.3 | 77-124 | | 18.1 | 30 | |
| 1,1,2-Trichloro-1,2,2-trifluoroethane (Freon 113) | 10.1 | | " | 10.0 | ND | 101 | 50-147 | | 6.71 | 30 | |
| 1,1,2-Trichloroethane | 8.35 | | " | 10.0 | ND | 83.5 | 75-126 | | 13.7 | 30 | |
| 1,1-Dichloroethane | 9.99 | | " | 10.0 | ND | 99.9 | 76-132 | | 9.80 | 30 | |
| 1,1-Dichloroethylene | 9.92 | | " | 10.0 | ND | 99.2 | 68-128 | | 7.47 | 30 | |
| 1,1-Dichloropropylene | 9.81 | | " | 10.0 | ND | 98.1 | 80-116 | | 6.32 | 30 | |
| 1,2,3-Trichlorobenzene | 7.06 | | " | 10.0 | ND | 70.6 | 59-137 | | 16.6 | 30 | |
| 1,2,3-Trichloropropane | 6.74 | | " | 10.0 | ND | 67.4 | 64-144 | | 26.1 | 30 | |
| 1,2,4-Trichlorobenzene | 7.23 | | " | 10.0 | ND | 72.3 | 62-132 | | 14.0 | 30 | |
| 1,2,4-Trimethylbenzene | 9.29 | | " | 10.0 | ND | 92.9 | 68-138 | | 7.96 | 30 | |
| 1,2-Dibromo-3-chloropropane | 6.59 | | " | 10.0 | ND | 65.9 | 46-190 | | 20.4 | 30 | |
| 1,2-Dibromoethane | 7.88 | | " | 10.0 | ND | 78.8 | 77-129 | | 15.5 | 30 | |
| 1,2-Dichlorobenzene | 8.49 | | " | 10.0 | ND | 84.9 | 81-111 | | 12.2 | 30 | |
| 1,2-Dichloroethane | 7.76 | | " | 10.0 | ND | 77.6 | 76-129 | | 16.2 | 30 | |
| 1,2-Dichloropropane | 9.33 | | " | 10.0 | ND | 93.3 | 78-123 | | 7.93 | 30 | |
| 1,3,5-Trimethylbenzene | 9.39 | | " | 10.0 | ND | 93.9 | 74-128 | | 6.19 | 30 | |
| 1,3-Dichlorobenzene | 8.95 | | " | 10.0 | ND | 89.5 | 76-115 | | 8.25 | 30 | |
| 1,3-Dichloropropane | 8.18 | | " | 10.0 | ND | 81.8 | 78-124 | | 13.9 | 30 | |
| 1,4-Dichlorobenzene | 8.75 | | " | 10.0 | ND | 87.5 | 76-114 | | 9.58 | 30 | |
| 2,2-Dichloropropane | 8.81 | | " | 10.0 | ND | 88.1 | 35-139 | | 7.85 | 30 | |
| 2-Chlorotoluene | 9.75 | | " | 10.0 | ND | 97.5 | 74-119 | | 5.58 | 30 | |
| 2-Hexanone | 6.97 | | " | 10.0 | ND | 69.7 | 54-145 | | 22.5 | 30 | |
| 4-Chlorotoluene | 9.62 | | " | 10.0 | ND | 96.2 | 78-123 | | 7.98 | 30 | |
| Acetone | 6.76 | | " | 10.0 | ND | 67.6 | 19-137 | | 22.9 | 30 | |
| Benzene | 10.3 | | " | 10.0 | ND | 103 | 83-121 | | 8.26 | 30 | |
| Bromobenzene | 8.87 | | " | 10.0 | ND | 88.7 | 74-121 | | 8.84 | 30 | |
| Bromochloromethane | 12.6 | | " | 10.0 | ND | 126 | 71-134 | | 13.5 | 30 | |
| Bromodichloromethane | 8.41 | | " | 10.0 | ND | 84.1 | 83-127 | | 11.5 | 30 | |
| Bromoform | 6.90 | | " | 10.0 | ND | 69.0 | 68-138 | | 17.6 | 30 | |
| Bromomethane | 9.57 | | " | 10.0 | ND | 95.7 | 14-125 | | 7.64 | 30 | |
| Carbon tetrachloride | 9.16 | | " | 10.0 | ND | 91.6 | 77-139 | | 8.57 | 30 | |
| Chlorobenzene | 9.10 | | " | 10.0 | ND | 91.0 | 88-111 | | 7.92 | 30 | |
| Chloroethane | 10.5 | | " | 10.0 | ND | 105 | 63-130 | | 8.80 | 30 | |
| Chloroform | 9.35 | | " | 10.0 | ND | 93.5 | 62-138 | | 10.3 | 30 | |
| Chloromethane | 10.2 | | " | 10.0 | ND | 102 | 46-121 | | 12.5 | 30 | |
| cis-1,2-Dichloroethylene | 10.2 | | " | 10.0 | ND | 102 | 58-137 | | 10.0 | 30 | |
| cis-1,3-Dichloropropylene | 8.48 | | " | 10.0 | ND | 84.8 | 72-131 | | 12.1 | 30 | |
| Dibromochloromethane | 7.51 | | " | 10.0 | ND | 75.1 | 81-133 | Low Bias | 15.5 | 30 | |
| Dibromomethane | 7.71 | | " | 10.0 | ND | 77.1 | 76-136 | | 16.5 | 30 | |
| Dichlorodifluoromethane | 8.60 | | " | 10.0 | ND | 86.0 | 10-150 | | 12.9 | 30 | |
| Ethyl Benzene | 9.74 | | " | 10.0 | ND | 97.4 | 87-122 | | 7.22 | 30 | |
| Hexachlorobutadiene | 8.02 | | " | 10.0 | ND | 80.2 | 68-134 | | 10.1 | 30 | |
| Isopropylbenzene | 9.95 | | " | 10.0 | ND | 99.5 | 75-126 | | 6.42 | 30 | |
| Methyl tert-butyl ether (MTBE) | 5.90 | | " | 10.0 | ND | 59.0 | 67-130 | Low Bias | 18.6 | 30 | |
| Methylene chloride | 9.54 | | " | 10.0 | ND | 95.4 | 20-158 | | 10.7 | 30 | |
| Naphthalene | 7.22 | | " | 10.0 | ND | 72.2 | 51-151 | | 21.0 | 30 | |
| n-Butylbenzene | 9.60 | | " | 10.0 | ND | 96.0 | 72-124 | | 7.81 | 30 | |
| n-Propylbenzene | 10.2 | | " | 10.0 | ND | 102 | 76-123 | | 6.52 | 30 | |
| o-Xylene | 9.24 | | " | 10.0 | ND | 92.4 | 82-121 | | 7.80 | 30 | |




Volatile Organic Compounds by GC/MS - Quality Control Data

York Analytical Laboratories, Inc.

| Analyte | Result | Reporting | Units | Spike | Source* | %REC | %REC | Limits | Flag | RPD | RPD | Limit | Flag |
|---------|--------|-----------|-------|-------|---------|------|------|--------|------|-------|-----|-------|------|
| | | Limit | | | | | | | | Limit | | | |

Batch BL30567 - EPA 5030B

| Matrix Spike Dup (BL30567-MSD1) | *Source sample: 13K1040-01 (MW98-04 (MS+MSD)) | | | | | Prepared & Analyzed: 12/10/2013 | | | | | | | |
|---|--|--|----------|-------------|------|--|---------------|--|--|------|----|--|--|
| p- & m- Xylenes | 20.4 | | ug/L | 20.0 | ND | 102 | 83-128 | | | 6.39 | 30 | | |
| p-Isopropyltoluene | 9.48 | | " | 10.0 | ND | 94.8 | 74-129 | | | 5.84 | 30 | | |
| sec-Butylbenzene | 10.0 | | " | 10.0 | ND | 100 | 80-125 | | | 4.10 | 30 | | |
| Styrene | 8.65 | | " | 10.0 | ND | 86.5 | 51-181 | | | 10.1 | 30 | | |
| tert-Butylbenzene | 9.03 | | " | 10.0 | ND | 90.3 | 78-126 | | | 5.81 | 30 | | |
| Tetrachloroethylene | 10.5 | | " | 10.0 | 1.57 | 89.3 | 73-118 | | | 6.09 | 30 | | |
| Toluene | 9.93 | | " | 10.0 | ND | 99.3 | 81-118 | | | 7.65 | 30 | | |
| trans-1,2-Dichloroethylene | 9.88 | | " | 10.0 | ND | 98.8 | 66-128 | | | 9.27 | 30 | | |
| trans-1,3-Dichloropropylene | 7.85 | | " | 10.0 | ND | 78.5 | 70-129 | | | 12.4 | 30 | | |
| Trichloroethylene | 9.62 | | " | 10.0 | ND | 96.2 | 84-120 | | | 9.03 | 30 | | |
| Trichlorofluoromethane | 9.56 | | " | 10.0 | ND | 95.6 | 68-129 | | | 8.03 | 30 | | |
| Vinyl Chloride | 10.9 | | " | 10.0 | ND | 109 | 49-123 | | | 9.72 | 30 | | |
| <i>Surrogate: 1,2-Dichloroethane-d4</i> | <i>7.71</i> | | <i>"</i> | <i>10.0</i> | | <i>77.1</i> | <i>79-133</i> | | | | | | |
| <i>Surrogate: p-Bromofluorobenzene</i> | <i>9.71</i> | | <i>"</i> | <i>10.0</i> | | <i>97.1</i> | <i>65-133</i> | | | | | | |
| <i>Surrogate: Toluene-d8</i> | <i>9.92</i> | | <i>"</i> | <i>10.0</i> | | <i>99.2</i> | <i>80-123</i> | | | | | | |



Volatile Analysis Sample Containers

| Lab ID | Client Sample ID | Volatile Sample Container |
|------------|------------------|---|
| 13K1040-01 | MW98-04 (MS+MSD) | 40mL Clear Vial (pre-pres.) HCl; Cool to 4° C |

Notes and Definitions

| | |
|-----------|--|
| S-08 | The recovery for this surrogate was outside of QC limits. |
| QM-07 | The spike recovery was outside acceptance limits for the MS and/or MSD. The batch was accepted based on acceptable LCS recovery. |
| QL-02 | This LCS analyte is outside Laboratory Recovery limits due the analyte behavior using the referenced method. The reference method has certain limitations with respect to analytes of this nature. |
| J | Detected below the Reporting Limit but greater than or equal to the Method Detection Limit (MDL/LOD) or in the case of a TIC, the result is an estimated concentration. |
| B | Analyte is found in the associated analysis batch blank. For volatiles, methylene chloride and acetone are common lab contaminants. Data users should consider anything <10x the blank value as artifact. |
| ND | Analyte NOT DETECTED at the stated Reporting Limit (RL) or above. |
| RL | REPORTING LIMIT - the minimum reportable value based upon the lowest point in the analyte calibration curve. |
| MDL | METHOD DETECTION LIMIT - the minimum concentration that can be measured and reported with a 99% confidence that the concentration is greater than zero. If requested or required, a value reported below the RL and above the MDL is considered estimated and is noted with a "J" flag. |
| NR | Not reported |
| RPD | Relative Percent Difference |
| Wet | The data has been reported on an as-received (wet weight) basis |
| Low Bias | Low Bias flag indicates that the recovery of the flagged analyte is below the laboratory or regulatory lower control limit. The data user should take note that this analyte may be biased low but should evaluate multiple lines of evidence including the LCS and site-specific MS/MSD data to draw bias conclusions. In cases where no site-specific MS/MSD was requested, only the LCS data can be used to evaluate such bias. |
| High Bias | High Bias flag indicates that the recovery of the flagged analyte is above the laboratory or regulatory upper control limit. The data user should take note that this analyte may be biased high but should evaluate multiple lines of evidence including the LCS and site-specific MS/MSD data to draw bias conclusions. In cases where no site-specific MS/MSD was requested, only the LCS data can be used to evaluate such bias. |
| Non-Dir. | Non-dir. flag (Non-Directional Bias) indicates that the Relative Percent Difference (RPD) (a measure of precision) among the MS and MSD data is outside the laboratory or regulatory control limit. This alerts the data user where the MS and MSD are from site-specific samples that the RPD is high due to either non-homogeneous distribution of target analyte between the MS/MSD or indicates poor reproducibility for other reasons. |

If EPA SW-846 method 8270 is included herein it is noted that the target compound N-nitrosodiphenylamine (NDPA) decomposes in the gas chromatographic inlet and cannot be separated from diphenylamine (DPA). These results could actually represent 100% DPA, 100% NDPA or some combination of the two. For this reason, York reports the combined result for n-nitrosodiphenylamine and diphenylamine for either of these compounds as a combined concentration as Diphenylamine.

If Total PCBs are detected and the target aroclors reported are "Not detected", the Total PCB value is reported due to the presence of either or both Aroclors 1262 and 1268 which are non-target aroclors for some regulatory lists.

2-chloroethylvinyl ether readily breaks down under acidic conditions. Samples that are acid preserved, including standards will exhibit breakdown. The data user should take note.

Certification for pH is no longer offered by NYDOH ELAP.

Semi-Volatile and Volatile analyses are reported down to the MDL, with values between the MDL and the RL being "J" flagged as estimated results.

Field Chain-of-Custody Record

NOTE: York's Std. Terms & Conditions are listed on the back side of this document.
This document serves as your written authorization to York to proceed with the analyses requested and your signature binds you to York's Std. Terms & Conditions unless superseded by written contract.

York Project No. 13K1040

| | | | | | | | | | | | |
|--|-------------------------------|-------------------------------|---------------------------|--------------------|----------------------------|--------------------------|---------------------|-------------------------|---------------|---------------------------------|--------|
| Client Information | | Report to: | | Invoice To: | | Client Project ID | | Turn-Around Time | | Report Type/Deliverables | |
| Company: <u>LBG</u> | <input type="checkbox"/> SAME | <input type="checkbox"/> SAME | Name: <u>Tunde Sandor</u> | | Name: <u>Mark Goldberg</u> | | RUSH Same Day | | Summary | | x, pdf |
| Address: <u>4 Research Drive,</u> | | | Company: <u>Same</u> | | Company: <u>Same</u> | | RUSH Next Day | | QA/QC Summary | | x, pdf |
| Phone no.: <u>Suite 301, Shelton CT, 06484</u> | | | Address: | | Address: | | RUSH Two Day | | CT RCP Pkg | | |
| Contact Person <u>Tunde Sandor</u> | | | E-mail: | | E-mail: | | RUSH Three Day | | ASP A Pkg | | |
| E-mail Address: <u>tsandor@lbgct.com</u> | | | Fax No.: | | Fax No.: | | RUSH Four Day | | ASP B Pkg | | x, pdf |
| FAX No.: <u>203-926-9140</u> | | | | | | | Standard (5-7 days) | | Excel | | |
| | | | | | | | | OTHER | | EDD | |

Print Clearly and Legibly. All Information must be complete. Samples will NOT be logged in and the turn-around time clock will not begin until any questions by York are resolved.

[Signature]
Samples Collected/Authorized By (Signature)
Evan Foster
Name (printed)

| Sample Identification | Date Sampled | Sample Matrix | Volatiles | Semi-Vols./Pest./Inert | Metals | Misc. Org. | Full Lists | Miscellaneous Parameters | Container Description(s) | |
|--------------------------------------|-----------------|---------------|---|---|--|--|--|---|---|---|
| <u>MU 98-04 (MSTMSD)</u> | <u>11-26-13</u> | <u>GW</u> | 8260 full TICS Site Spec. SPLP or TCLP BTX MTBE TCL list TAGM Ketones Oxyaromatics Arom. Halog. App. IX 8021B list | 8270 or 625 STARS BN Only Acids Only PAH TAGM CT RCP TCL list TICS App. IX SPLP or TCLP TCLP BNA | RCRA8 PP13 TAL CT RCP Total Disolved SPLP or TCLP Inerts TCLP Herb Chlordane 608 Pest 608 PCB | TPH GRO TPH DR0 CT ETHP NY 310-13 TPH 418.1 Air TO14A Air TO15 Air STARS Inerts TCLP Herb Chlordane 608 Pest 608 PCB | PHL Poll. TCL Ogans TAL MetCN Full TCLP Full App. IX Part 360/306a Part 360/306b Part 360/306c Part 360/306d Part 360/306e NYCDEP Score NYSDDEC Score TAGM | Conductivity Reactivity Ignitability Flash Point Sieve Anal. Heteroatoms TOX BTU/lb. Agric. Tox. F.O.G. pH Sulfur MIBAS | Color Phenols TKN TKN Total Nitrogen Ammonia-N Chloride Phosphate Tot. Phos. COD Oil & Grease TSS Total Solids TDS TPH - IR | Special Instructions Field Filtered <input type="checkbox"/> Lab to Filter <input type="checkbox"/> |
| VOC 8260 full list (EPA SW846-8260B) | | GW | | | | | | | | |
| VOC 8260 full list (EPA SW846-8260B) | | GW | | | | | | | | |
| VOC 8260 full list (EPA SW846-8260B) | | GW | | | | | | | | |
| VOC 8260 full list (EPA SW846-8260B) | | GW | | | | | | | | |
| VOC 8260 full list (EPA SW846-8260B) | | GW | | | | | | | | |
| VOC 8260 full list (EPA SW846-8260B) | | GW | | | | | | | | |
| VOC 8260 full list (EPA SW846-8260B) | | GW | | | | | | | | |

Comments: COOL 4°C

Preservation: COOL 4°C HMO3 H2SO4 NaOH NONE FROZEN

Samples Relinquished By: [Signature] Date/Time: 11/27/13 1355

Samples Relinquished By: [Signature] Date/Time: 11/27/13

Samples Received in L.A.B. by: [Signature] Date/Time: 11/27/13

Temperature on Receipt: 4.3 °C