

TABLE 2

**GROUNDWATER REMEDIAL ACTION
ROWE INDUSTRIES SUPERFUND SITE
SAG HARBOR, NEW YORK**

Effluent Water Quality Results

Date Sampled ^{2/}	pH ^{1/}	TDS (mg/l)	PCE (ug/l)	1,1,1-TCA (ug/l)	TCE (ug/l)	1,1-DCA (ug/l)	1,1-DCE (ug/l)	cis-1,2-DCE (ug/l)	trans-1,2-DCE (ug/l)	Xylene (ug/l)	Toluene (ug/l)	Ethylbenzene (ug/l)	Methylene Chloride (ug/l)	Freon 113 (ug/l)	Naphthalene (ug/l)	Chloroform (ug/l)	Total Iron (mg/l)	Dissolved Iron (mg/l)
SPDES Limits	5.0 to 8.5	---	5	5	5	5	5	5	5	5	5	5	5	---	10	7	---	---
1-Jan-14	7.2	126	ND<0.5	ND<0.5	ND<0.5	ND<0.5	ND<0.5	ND<0.5	ND<0.5	ND<0.5	ND<0.5	ND<0.5	ND<2	ND<0.5	ND<0.5	ND<0.5	31.0	0.096
14-Jan-14	7.1	86	ND<0.5	ND<0.5	ND<0.5	ND<0.5	ND<0.5	ND<0.5	ND<0.5	ND<0.5	ND<0.5	ND<0.5	ND<2	ND<0.5	ND<0.5	ND<0.5	11.9	0.086
28-Jan-14	7.2	45	ND<0.5	ND<0.5	ND<0.5	ND<0.5	ND<0.5	ND<0.5	ND<0.5	ND<0.5	ND<0.5	ND<0.5	ND<2	ND<0.5	ND<0.5	ND<0.5	10.4	0.108

SPDES: State Pollutant Discharge Elimination System

mg/l: Milligrams per liter

ug/l: Micrograms per liter

---: Not established

J: Analyte detected below quantitation limits, value shown is a laboratory estimate.

B: Analyte was found in the associated analysis batch blank. For volatiles, methylene chloride and acetone are common lab contaminants.

ND: Not detected

NM: Not Measured

TDS: Total dissolved solids

PCE: Tetrachloroethylene

1,1,1-TCA: 1,1,1-Trichloroethane

TCE: Trichloroethene

1,1-DCA: 1,1-Dichloroethane

1,1-DCE: 1,1-Dichloroethene

cis-1,2-DCE: cis-1,2-Dichloroethene

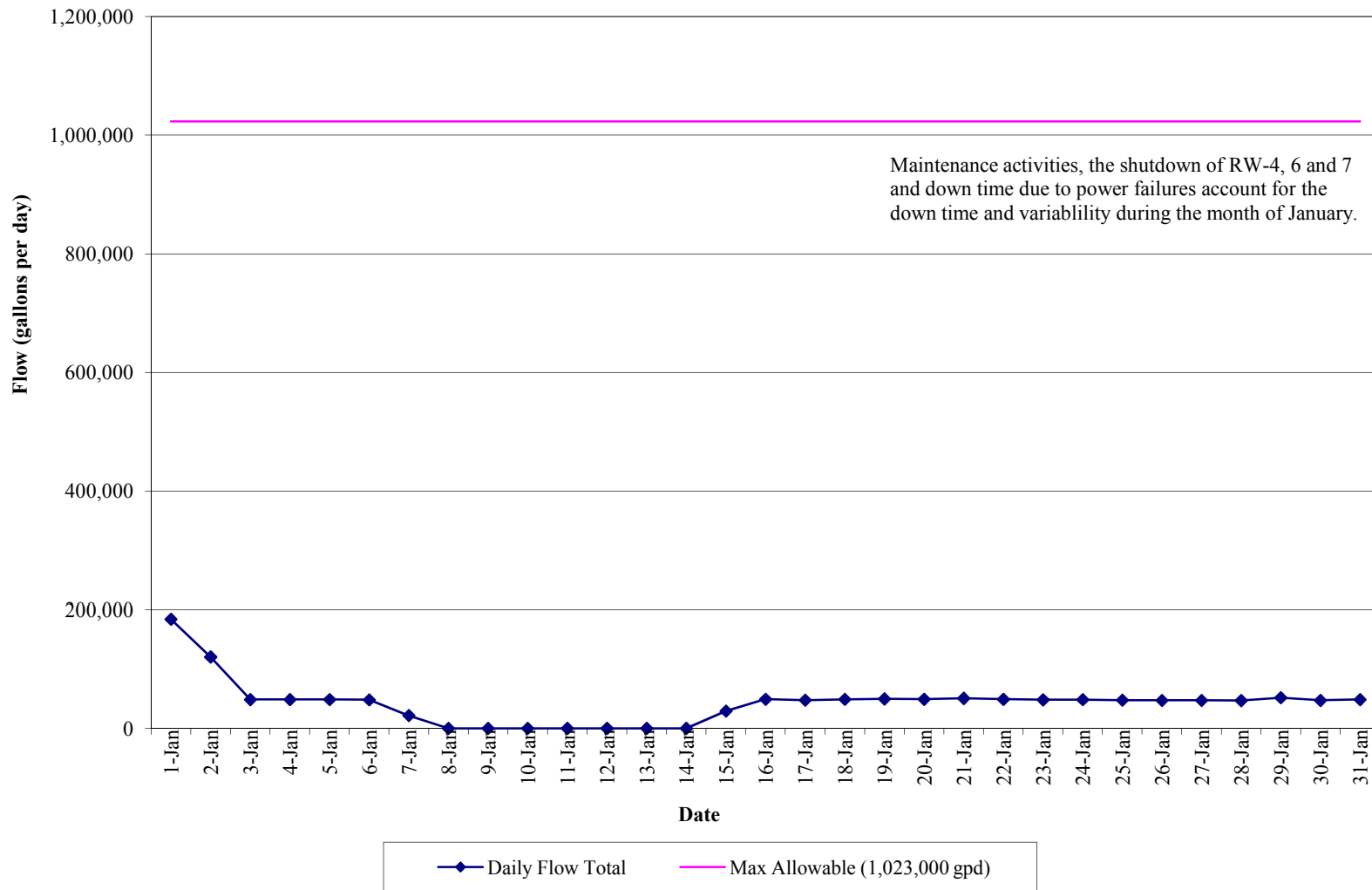
trans-1,2,-DCE: trans-1,2-Dichloroethene

Notes:


- Based on the SPDES criteria from an NYSDEC letter dated on October 21, 2011, the new allowable pH range for the Rowe Site is between 5.0 and 8.5.
- "Effluent" samples were collected from sample port labeled NP2-10 unless otherwise noted.

**GRAPH 1
GROUNDWATER REMEDIAL ACTION
ROWE INDUSTRIES SUPERFUND SITE
SAG HARBOR, NEW YORK**

**Effluent Flow Data
(January 1, 2014 to January 31, 2014)**



APPENDIX I
JANUARY 2014 LABORATORY ANALYTICAL REPORTS
FOR FSP&T SYSTEM



Technical Report

prepared for:

Leggette Brashears & Graham Shelton Office

4 Research Drive, Suite 301

Shelton CT, 06484

Attention: Tunde Komuves-Sandor

Report Date: 01/10/2014

Client Project ID: Rowe Industries

York Project (SDG) No.: 14A0046

CT Cert. No. PH-0723

New Jersey Cert. No. CT-005



New York Cert. No. 10854

PA Cert. No. 68-04440

Report Date: 01/10/2014
Client Project ID: Rowe Industries
York Project (SDG) No.: 14A0046

Leggette Brashears & Graham Shelton Office
4 Research Drive, Suite 301
Shelton CT, 06484
Attention: Tunde Komuves-Sandor

Purpose and Results

This report contains the analytical data for the sample(s) identified on the attached chain-of-custody received in our laboratory on January 06, 2014 and listed below. The project was identified as your project: **Rowe Industries**.

The analyses were conducted utilizing appropriate EPA, Standard Methods, and ASTM methods as detailed in the data summary tables.

All samples were received in proper condition meeting the customary acceptance requirements for environmental samples except those indicated under the Notes section of this report.

All analyses met the method and laboratory standard operating procedure requirements except as indicated by any data flags, the meaning of which are explained in the attachment to this report, and case narrative if applicable.

The results of the analyses, which are all reported on dry weight basis (soils) unless otherwise noted, are detailed in the following pages.

Please contact Client Services at 203.325.1371 with any questions regarding this report.

<u>York Sample ID</u>	<u>Client Sample ID</u>	<u>Matrix</u>	<u>Date Collected</u>	<u>Date Received</u>
14A0046-01	WQ010114:1210NP2-10	Water	01/01/2014	01/06/2014

General Notes for York Project (SDG) No.: 14A0046

1. The RLs and MDLs (Reporting Limit and Method Detection Limit respectively) reported are adjusted for any dilution necessary due to the levels of target and/or non-target analytes and matrix interference. The RL(REPORTING LIMIT) is based upon the lowest standard utilized for the calibration where applicable.
2. Samples are retained for a period of thirty days after submittal of report, unless other arrangements are made.
3. York's liability for the above data is limited to the dollar value paid to York for the referenced project.
4. This report shall not be reproduced without the written approval of York Analytical Laboratories, Inc.
5. All samples were received in proper condition for analysis with proper documentation, unless otherwise noted.
6. All analyses conducted met method or Laboratory SOP requirements. See the Qualifiers and/or Narrative sections for further information.
7. It is noted that no analyses reported herein were subcontracted to another laboratory, unless noted in the report.
8. This report reflects results that relate only to the samples submitted on the attached chain-of-custody form(s) received by York.

Approved By:



Benjamin Gulizia
Laboratory Director

Date: 01/10/2014





Sample Information

Client Sample ID: WQ010114:1210NP2-10

York Sample ID: 14A0046-01

York Project (SDG) No.
14A0046

Client Project ID
Rowe Industries

Matrix
Water

Collection Date/Time
January 1, 2014 12:10 pm

Date Received
01/06/2014

Volatile Organics, 8260 List - Low Level

Log-in Notes:

Sample Notes:

Sample Prepared by Method: EPA 5030B

CAS No.	Parameter	Result	Flag	Units	MDL	RL	Dilution	Reference Method	Date/Time Prepared	Date/Time Analyzed	Analyst
630-20-6	1,1,1,2-Tetrachloroethane	ND		ug/L	0.20	0.50	1	EPA 8260C	01/07/2014 09:42	01/07/2014 12:04	BK
71-55-6	1,1,1-Trichloroethane	ND		ug/L	0.20	0.50	1	EPA 8260C	01/07/2014 09:42	01/07/2014 12:04	BK
79-34-5	1,1,2,2-Tetrachloroethane	ND		ug/L	0.20	0.50	1	EPA 8260C	01/07/2014 09:42	01/07/2014 12:04	BK
76-13-1	1,1,2-Trichloro-1,2,2-trifluoroethane (Freon 113)	ND		ug/L	0.20	0.50	1	EPA 8260C	01/07/2014 09:42	01/07/2014 12:04	BK
79-00-5	1,1,2-Trichloroethane	ND		ug/L	0.20	0.50	1	EPA 8260C	01/07/2014 09:42	01/07/2014 12:04	BK
75-34-3	1,1-Dichloroethane	ND		ug/L	0.20	0.50	1	EPA 8260C	01/07/2014 09:42	01/07/2014 12:04	BK
75-35-4	1,1-Dichloroethylene	ND		ug/L	0.20	0.50	1	EPA 8260C	01/07/2014 09:42	01/07/2014 12:04	BK
563-58-6	1,1-Dichloropropylene	ND		ug/L	0.20	0.50	1	EPA 8260C	01/07/2014 09:42	01/07/2014 12:04	BK
87-61-6	1,2,3-Trichlorobenzene	ND		ug/L	0.20	0.50	1	EPA 8260C	01/07/2014 09:42	01/07/2014 12:04	BK
96-18-4	1,2,3-Trichloropropane	ND		ug/L	0.20	0.50	1	EPA 8260C	01/07/2014 09:42	01/07/2014 12:04	BK
120-82-1	1,2,4-Trichlorobenzene	ND		ug/L	0.20	0.50	1	EPA 8260C	01/07/2014 09:42	01/07/2014 12:04	BK
95-63-6	1,2,4-Trimethylbenzene	ND		ug/L	0.20	0.50	1	EPA 8260C	01/07/2014 09:42	01/07/2014 12:04	BK
96-12-8	1,2-Dibromo-3-chloropropane	ND		ug/L	0.20	0.50	1	EPA 8260C	01/07/2014 09:42	01/07/2014 12:04	BK
106-93-4	1,2-Dibromoethane	ND		ug/L	0.20	0.50	1	EPA 8260C	01/07/2014 09:42	01/07/2014 12:04	BK
95-50-1	1,2-Dichlorobenzene	ND		ug/L	0.20	0.50	1	EPA 8260C	01/07/2014 09:42	01/07/2014 12:04	BK
107-06-2	1,2-Dichloroethane	ND		ug/L	0.20	0.50	1	EPA 8260C	01/07/2014 09:42	01/07/2014 12:04	BK
78-87-5	1,2-Dichloropropane	ND		ug/L	0.20	0.50	1	EPA 8260C	01/07/2014 09:42	01/07/2014 12:04	BK
108-67-8	1,3,5-Trimethylbenzene	ND		ug/L	0.20	0.50	1	EPA 8260C	01/07/2014 09:42	01/07/2014 12:04	BK
541-73-1	1,3-Dichlorobenzene	ND		ug/L	0.20	0.50	1	EPA 8260C	01/07/2014 09:42	01/07/2014 12:04	BK
142-28-9	1,3-Dichloropropane	ND		ug/L	0.20	0.50	1	EPA 8260C	01/07/2014 09:42	01/07/2014 12:04	BK
106-46-7	1,4-Dichlorobenzene	ND		ug/L	0.20	0.50	1	EPA 8260C	01/07/2014 09:42	01/07/2014 12:04	BK
594-20-7	2,2-Dichloropropane	ND		ug/L	0.20	0.50	1	EPA 8260C	01/07/2014 09:42	01/07/2014 12:04	BK
95-49-8	2-Chlorotoluene	ND		ug/L	0.20	0.50	1	EPA 8260C	01/07/2014 09:42	01/07/2014 12:04	BK
591-78-6	2-Hexanone	ND		ug/L	0.20	0.50	1	EPA 8260C	01/07/2014 09:42	01/07/2014 12:04	BK
106-43-4	4-Chlorotoluene	ND		ug/L	0.20	0.50	1	EPA 8260C	01/07/2014 09:42	01/07/2014 12:04	BK
67-64-1	Acetone	ND		ug/L	1.0	2.0	1	EPA 8260C	01/07/2014 09:42	01/07/2014 12:04	BK
71-43-2	Benzene	ND		ug/L	0.20	0.50	1	EPA 8260C	01/07/2014 09:42	01/07/2014 12:04	BK
108-86-1	Bromobenzene	ND		ug/L	0.20	0.50	1	EPA 8260C	01/07/2014 09:42	01/07/2014 12:04	BK
74-97-5	Bromochloromethane	ND		ug/L	0.20	0.50	1	EPA 8260C	01/07/2014 09:42	01/07/2014 12:04	BK
75-27-4	Bromodichloromethane	ND		ug/L	0.20	0.50	1	EPA 8260C	01/07/2014 09:42	01/07/2014 12:04	BK



Sample Information

Client Sample ID: WQ010114:1210NP2-10

York Sample ID: 14A0046-01

York Project (SDG) No.

Client Project ID

Matrix

Collection Date/Time

Date Received

14A0046

Rowe Industries

Water

January 1, 2014 12:10 pm

01/06/2014

Volatile Organics, 8260 List - Low Level

Log-in Notes:

Sample Notes:

Sample Prepared by Method: EPA 5030B

CAS No.	Parameter	Result	Flag	Units	MDL	RL	Dilution	Reference Method	Date/Time Prepared	Date/Time Analyzed	Analyst
75-25-2	Bromoform	ND		ug/L	0.20	0.50	1	EPA 8260C	01/07/2014 09:42	01/07/2014 12:04	BK
74-83-9	Bromomethane	ND		ug/L	0.20	0.50	1	EPA 8260C	01/07/2014 09:42	01/07/2014 12:04	BK
56-23-5	Carbon tetrachloride	ND		ug/L	0.20	0.50	1	EPA 8260C	01/07/2014 09:42	01/07/2014 12:04	BK
108-90-7	Chlorobenzene	ND		ug/L	0.20	0.50	1	EPA 8260C	01/07/2014 09:42	01/07/2014 12:04	BK
75-00-3	Chloroethane	ND		ug/L	0.20	0.50	1	EPA 8260C	01/07/2014 09:42	01/07/2014 12:04	BK
67-66-3	Chloroform	ND		ug/L	0.20	0.50	1	EPA 8260C	01/07/2014 09:42	01/07/2014 12:04	BK
74-87-3	Chloromethane	ND		ug/L	0.20	0.50	1	EPA 8260C	01/07/2014 09:42	01/07/2014 12:04	BK
156-59-2	cis-1,2-Dichloroethylene	ND		ug/L	0.20	0.50	1	EPA 8260C	01/07/2014 09:42	01/07/2014 12:04	BK
10061-01-5	cis-1,3-Dichloropropylene	ND		ug/L	0.20	0.50	1	EPA 8260C	01/07/2014 09:42	01/07/2014 12:04	BK
124-48-1	Dibromochloromethane	ND		ug/L	0.20	0.50	1	EPA 8260C	01/07/2014 09:42	01/07/2014 12:04	BK
74-95-3	Dibromomethane	ND		ug/L	0.20	0.50	1	EPA 8260C	01/07/2014 09:42	01/07/2014 12:04	BK
75-71-8	Dichlorodifluoromethane	ND		ug/L	0.20	0.50	1	EPA 8260C	01/07/2014 09:42	01/07/2014 12:04	BK
100-41-4	Ethyl Benzene	ND		ug/L	0.20	0.50	1	EPA 8260C	01/07/2014 09:42	01/07/2014 12:04	BK
87-68-3	Hexachlorobutadiene	ND		ug/L	0.20	0.50	1	EPA 8260C	01/07/2014 09:42	01/07/2014 12:04	BK
98-82-8	Isopropylbenzene	ND		ug/L	0.20	0.50	1	EPA 8260C	01/07/2014 09:42	01/07/2014 12:04	BK
1634-04-4	Methyl tert-butyl ether (MTBE)	ND		ug/L	0.20	0.50	1	EPA 8260C	01/07/2014 09:42	01/07/2014 12:04	BK
75-09-2	Methylene chloride	ND		ug/L	1.0	2.0	1	EPA 8260C	01/07/2014 09:42	01/07/2014 12:04	BK
91-20-3	Naphthalene	ND		ug/L	1.0	2.0	1	EPA 8260C	01/07/2014 09:42	01/07/2014 12:04	BK
104-51-8	n-Butylbenzene	ND		ug/L	0.20	0.50	1	EPA 8260C	01/07/2014 09:42	01/07/2014 12:04	BK
103-65-1	n-Propylbenzene	ND		ug/L	0.20	0.50	1	EPA 8260C	01/07/2014 09:42	01/07/2014 12:04	BK
95-47-6	o-Xylene	ND		ug/L	0.20	0.50	1	EPA 8260C	01/07/2014 09:42	01/07/2014 12:04	BK
179601-23-1	p- & m- Xylenes	ND		ug/L	0.50	1.0	1	EPA 8260C	01/07/2014 09:42	01/07/2014 12:04	BK
99-87-6	p-Isopropyltoluene	ND		ug/L	0.20	0.50	1	EPA 8260C	01/07/2014 09:42	01/07/2014 12:04	BK
135-98-8	sec-Butylbenzene	ND		ug/L	0.20	0.50	1	EPA 8260C	01/07/2014 09:42	01/07/2014 12:04	BK
100-42-5	Styrene	ND		ug/L	0.20	0.50	1	EPA 8260C	01/07/2014 09:42	01/07/2014 12:04	BK
98-06-6	tert-Butylbenzene	ND		ug/L	0.20	0.50	1	EPA 8260C	01/07/2014 09:42	01/07/2014 12:04	BK
127-18-4	Tetrachloroethylene	ND		ug/L	0.20	0.50	1	EPA 8260C	01/07/2014 09:42	01/07/2014 12:04	BK
108-88-3	Toluene	ND		ug/L	0.20	0.50	1	EPA 8260C	01/07/2014 09:42	01/07/2014 12:04	BK
156-60-5	trans-1,2-Dichloroethylene	ND		ug/L	0.20	0.50	1	EPA 8260C	01/07/2014 09:42	01/07/2014 12:04	BK
10061-02-6	trans-1,3-Dichloropropylene	ND		ug/L	0.20	0.50	1	EPA 8260C	01/07/2014 09:42	01/07/2014 12:04	BK
79-01-6	Trichloroethylene	ND		ug/L	0.20	0.50	1	EPA 8260C	01/07/2014 09:42	01/07/2014 12:04	BK



Sample Information

Client Sample ID: WQ010114:1210NP2-10

York Sample ID: 14A0046-01

York Project (SDG) No.

Client Project ID

Matrix

Collection Date/Time

Date Received

14A0046

Rowe Industries

Water

January 1, 2014 12:10 pm

01/06/2014

Volatile Organics, 8260 List - Low Level

Log-in Notes:

Sample Notes:

Sample Prepared by Method: EPA 5030B

CAS No.	Parameter	Result	Flag	Units	MDL	RL	Dilution	Reference Method	Date/Time Prepared	Date/Time Analyzed	Analyst
75-69-4	Trichlorofluoromethane	ND		ug/L	0.20	0.50	1	EPA 8260C	01/07/2014 09:42	01/07/2014 12:04	BK
75-01-4	Vinyl Chloride	ND		ug/L	0.50	0.50	1	EPA 8260C	01/07/2014 09:42	01/07/2014 12:04	BK
1330-20-7	Xylenes, Total	ND		ug/L	0.60	1.5	1	EPA 8260C	01/07/2014 09:42	01/07/2014 12:04	BK
Surrogate Recoveries		Result			Acceptance Range						
17060-07-0	Surrogate: 1,2-Dichloroethane-d4	90.7 %			79-133						
460-00-4	Surrogate: p-Bromofluorobenzene	104 %			65-133						
2037-26-5	Surrogate: Toluene-d8	103 %			80-123						

Iron by EPA 200.7

Log-in Notes:

Sample Notes:

Sample Prepared by Method: EPA 3010A

CAS No.	Parameter	Result	Flag	Units	MDL	RL	Dilution	Reference Method	Date/Time Prepared	Date/Time Analyzed	Analyst
7439-89-6	Iron	31.0		mg/L	0.0146	0.0200	1	EPA 200.7	01/08/2014 13:13	01/08/2014 16:14	MW

Iron, Dissolved by EPA 6010

Log-in Notes:

Sample Notes:

Sample Prepared by Method: EPA 3010A

CAS No.	Parameter	Result	Flag	Units	MDL	RL	Dilution	Reference Method	Date/Time Prepared	Date/Time Analyzed	Analyst
7439-89-6	Iron	0.0956		mg/L	0.0200	0.0200	1	EPA 6010C	01/08/2014 13:10	01/08/2014 15:34	MW

Total Dissolved Solids

Log-in Notes:

Sample Notes:

Sample Prepared by Method: % Solids Prep

CAS No.	Parameter	Result	Flag	Units	MDL	RL	Dilution	Reference Method	Date/Time Prepared	Date/Time Analyzed	Analyst
	Total Dissolved Solids	126		mg/L	1.00	1.00	1	SM 2540C	01/08/2014 16:06	01/08/2014 16:06	MF



Analytical Batch Summary

Batch ID: BA40146 **Preparation Method:** EPA 5030B **Prepared By:** BGS

YORK Sample ID	Client Sample ID	Preparation Date
14A0046-01	WQ010114:1210NP2-10	01/07/14
BA40146-BLK1	Blank	01/07/14
BA40146-BS1	LCS	01/07/14
BA40146-BSD1	LCS Dup	01/07/14

Batch ID: BA40204 **Preparation Method:** EPA 3010A **Prepared By:** MW

YORK Sample ID	Client Sample ID	Preparation Date
14A0046-01	WQ010114:1210NP2-10	01/08/14
BA40204-BLK1	Blank	01/08/14
BA40204-DUP1	Duplicate	01/08/14
BA40204-MS1	Matrix Spike	01/08/14
BA40204-SRM1	Reference	01/08/14

Batch ID: BA40205 **Preparation Method:** EPA 3010A **Prepared By:** MW

YORK Sample ID	Client Sample ID	Preparation Date
14A0046-01	WQ010114:1210NP2-10	01/08/14
BA40205-BLK1	Blank	01/08/14
BA40205-DUP1	Duplicate	01/08/14
BA40205-MS1	Matrix Spike	01/08/14
BA40205-SRM1	Reference	01/08/14

Batch ID: BA40219 **Preparation Method:** % Solids Prep **Prepared By:** MF

YORK Sample ID	Client Sample ID	Preparation Date
14A0046-01	WQ010114:1210NP2-10	01/08/14
BA40219-BLK1	Blank	01/08/14



Volatile Organic Compounds by GC/MS - Quality Control Data
York Analytical Laboratories, Inc.

Analyte	Result	Reporting Limit	Units	Spike Level	Source* Result	%REC	%REC Limits	Flag	RPD	RPD Limit	Flag
---------	--------	-----------------	-------	-------------	----------------	------	-------------	------	-----	-----------	------

Batch BA40146 - EPA 5030B

Blank (BA40146-BLK1)

Prepared & Analyzed: 01/07/2014

1,1,1,2-Tetrachloroethane	ND	0.50	ug/L								
1,1,1-Trichloroethane	ND	0.50	"								
1,1,2,2-Tetrachloroethane	ND	0.50	"								
1,1,2-Trichloro-1,2,2-trifluoroethane (Freon 113)	ND	0.50	"								
1,1,2-Trichloroethane	ND	0.50	"								
1,1-Dichloroethane	ND	0.50	"								
1,1-Dichloroethylene	ND	0.50	"								
1,1-Dichloropropylene	ND	0.50	"								
1,2,3-Trichlorobenzene	ND	0.50	"								
1,2,3-Trichloropropane	ND	0.50	"								
1,2,4-Trichlorobenzene	ND	0.50	"								
1,2,4-Trimethylbenzene	ND	0.50	"								
1,2-Dibromo-3-chloropropane	ND	0.50	"								
1,2-Dibromoethane	ND	0.50	"								
1,2-Dichlorobenzene	ND	0.50	"								
1,2-Dichloroethane	ND	0.50	"								
1,2-Dichloropropane	ND	0.50	"								
1,3,5-Trimethylbenzene	ND	0.50	"								
1,3-Dichlorobenzene	ND	0.50	"								
1,3-Dichloropropane	ND	0.50	"								
1,4-Dichlorobenzene	ND	0.50	"								
2,2-Dichloropropane	ND	0.50	"								
2-Chlorotoluene	ND	0.50	"								
2-Hexanone	ND	0.50	"								
4-Chlorotoluene	ND	0.50	"								
Acetone	1.4	2.0	"								
Benzene	ND	0.50	"								
Bromobenzene	ND	0.50	"								
Bromochloromethane	ND	0.50	"								
Bromodichloromethane	ND	0.50	"								
Bromoform	ND	0.50	"								
Bromomethane	ND	0.50	"								
Carbon tetrachloride	ND	0.50	"								
Chlorobenzene	ND	0.50	"								
Chloroethane	ND	0.50	"								
Chloroform	ND	0.50	"								
Chloromethane	ND	0.50	"								
cis-1,2-Dichloroethylene	ND	0.50	"								
cis-1,3-Dichloropropylene	ND	0.50	"								
Dibromochloromethane	ND	0.50	"								
Dibromomethane	ND	0.50	"								
Dichlorodifluoromethane	ND	0.50	"								
Ethyl Benzene	ND	0.50	"								
Hexachlorobutadiene	ND	0.50	"								
Isopropylbenzene	ND	0.50	"								
Methyl tert-butyl ether (MTBE)	ND	0.50	"								
Methylene chloride	ND	2.0	"								
Naphthalene	ND	2.0	"								
n-Butylbenzene	ND	0.50	"								
n-Propylbenzene	ND	0.50	"								
o-Xylene	ND	0.50	"								



Volatile Organic Compounds by GC/MS - Quality Control Data

York Analytical Laboratories, Inc.

Analyte	Result	Reporting Limit	Units	Spike Level	Source* Result	%REC	%REC Limits	Flag	RPD	RPD Limit	Flag
---------	--------	-----------------	-------	-------------	----------------	------	-------------	------	-----	-----------	------

Batch BA40146 - EPA 5030B

Blank (BA40146-BLK1)

Prepared & Analyzed: 01/07/2014

p- & m- Xylenes	ND	1.0	ug/L								
p-Isopropyltoluene	ND	0.50	"								
sec-Butylbenzene	ND	0.50	"								
Styrene	ND	0.50	"								
tert-Butylbenzene	ND	0.50	"								
Tetrachloroethylene	ND	0.50	"								
Toluene	ND	0.50	"								
trans-1,2-Dichloroethylene	ND	0.50	"								
trans-1,3-Dichloropropylene	ND	0.50	"								
Trichloroethylene	ND	0.50	"								
Trichlorofluoromethane	ND	0.50	"								
Vinyl Chloride	ND	0.50	"								
Xylenes, Total	ND	1.5	"								
<i>Surrogate: 1,2-Dichloroethane-d4</i>	10.9		"	10.0		109	79-133				
<i>Surrogate: p-Bromofluorobenzene</i>	10.0		"	10.0		100	65-133				
<i>Surrogate: Toluene-d8</i>	9.99		"	10.0		99.9	80-123				

LCS (BA40146-BS1)

Prepared & Analyzed: 01/07/2014

1,1,1,2-Tetrachloroethane	9.69		ug/L	10.0		96.9	84-127				
1,1,1-Trichloroethane	10.6		"	10.0		106	80-131				
1,1,2,2-Tetrachloroethane	7.80		"	10.0		78.0	76-120				
1,1,2-Trichloro-1,2,2-trifluoroethane (Freon 113)	10.8		"	10.0		108	70-133				
1,1,2-Trichloroethane	8.26		"	10.0		82.6	73-124				
1,1-Dichloroethane	9.97		"	10.0		99.7	79-123				
1,1-Dichloroethylene	10.4		"	10.0		104	71-123				
1,1-Dichloropropylene	10.5		"	10.0		105	73-117				
1,2,3-Trichlorobenzene	8.59		"	10.0		85.9	78-117				
1,2,3-Trichloropropane	8.10		"	10.0		81.0	68-119				
1,2,4-Trichlorobenzene	9.52		"	10.0		95.2	78-117				
1,2,4-Trimethylbenzene	12.4		"	10.0		124	68-134				
1,2-Dibromo-3-chloropropane	7.39		"	10.0		73.9	73-129				
1,2-Dibromoethane	8.08		"	10.0		80.8	73-139				
1,2-Dichlorobenzene	10.2		"	10.0		102	83-110				
1,2-Dichloroethane	8.15		"	10.0		81.5	81-120				
1,2-Dichloropropane	9.77		"	10.0		97.7	76-120				
1,3,5-Trimethylbenzene	12.8		"	10.0		128	74-121	High Bias			
1,3-Dichlorobenzene	10.9		"	10.0		109	82-112				
1,3-Dichloropropane	8.46		"	10.0		84.6	77-122				
1,4-Dichlorobenzene	10.6		"	10.0		106	83-110				
2,2-Dichloropropane	11.4		"	10.0		114	50-163				
2-Chlorotoluene	11.5		"	10.0		115	74-115				
2-Hexanone	5.94		"	10.0		59.4	65-130	Low Bias			
4-Chlorotoluene	11.1		"	10.0		111	77-119				
Acetone	4.87		"	10.0		48.7	54-129	Low Bias			
Benzene	9.96		"	10.0		99.6	77-122				
Bromobenzene	10.4		"	10.0		104	76-114				
Bromochloromethane	9.96		"	10.0		99.6	73-125				
Bromodichloromethane	9.61		"	10.0		96.1	83-120				
Bromoform	8.66		"	10.0		86.6	72-139				
Bromomethane	11.2		"	10.0		112	52-128				
Carbon tetrachloride	10.6		"	10.0		106	66-152				
Chlorobenzene	10.2		"	10.0		102	85-113				



Volatile Organic Compounds by GC/MS - Quality Control Data

York Analytical Laboratories, Inc.

Analyte	Result	Reporting Limit	Units	Spike Level	Source* Result	%REC	%REC Limits	Flag	RPD	RPD Limit	Flag
---------	--------	-----------------	-------	-------------	----------------	------	-------------	------	-----	-----------	------

Batch BA40146 - EPA 5030B

LCS (BA40146-BS1)

Prepared & Analyzed: 01/07/2014

Chloroethane	11.2		ug/L	10.0		112	60-124				
Chloroform	9.82		"	10.0		98.2	82-119				
Chloromethane	10.2		"	10.0		102	42-126				
cis-1,2-Dichloroethylene	10.0		"	10.0		100	79-116				
cis-1,3-Dichloropropylene	9.50		"	10.0		95.0	85-134				
Dibromochloromethane	8.84		"	10.0		88.4	74-151				
Dibromomethane	8.51		"	10.0		85.1	74-128				
Dichlorodifluoromethane	10.6		"	10.0		106	10-146				
Ethyl Benzene	10.9		"	10.0		109	85-125				
Hexachlorobutadiene	11.9		"	10.0		119	69-131				
Isopropylbenzene	12.0		"	10.0		120	71-128				
Methyl tert-butyl ether (MTBE)	7.43		"	10.0		74.3	51-134				
Methylene chloride	8.83		"	10.0		88.3	76-122				
Naphthalene	7.19		"	10.0		71.9	72-127	Low Bias			
n-Butylbenzene	11.7		"	10.0		117	69-127				
n-Propylbenzene	12.0		"	10.0		120	70-129				
o-Xylene	10.7		"	10.0		107	83-117				
p- & m- Xylenes	22.1		"	20.0		110	80-126				
p-Isopropyltoluene	12.2		"	10.0		122	74-130				
sec-Butylbenzene	12.3		"	10.0		123	72-132				
Styrene	10.9		"	10.0		109	62-160				
tert-Butylbenzene	12.1		"	10.0		121	75-129				
Tetrachloroethylene	11.2		"	10.0		112	67-118				
Toluene	10.7		"	10.0		107	82-118				
trans-1,2-Dichloroethylene	10.2		"	10.0		102	76-119				
trans-1,3-Dichloropropylene	8.82		"	10.0		88.2	80-137				
Trichloroethylene	11.0		"	10.0		110	71-122				
Trichlorofluoromethane	10.4		"	10.0		104	67-130				
Vinyl Chloride	10.7		"	10.0		107	49-125				
Surrogate: 1,2-Dichloroethane-d4	8.54		"	10.0		85.4	79-133				
Surrogate: p-Bromofluorobenzene	10.6		"	10.0		106	65-133				
Surrogate: Toluene-d8	10.6		"	10.0		106	80-123				



Volatile Organic Compounds by GC/MS - Quality Control Data

York Analytical Laboratories, Inc.

Analyte	Result	Reporting Limit	Units	Spike Level	Source* Result	%REC	%REC Limits	Flag	RPD	RPD Limit	Flag
Batch BA40146 - EPA 5030B											
LCS Dup (BA40146-BSD1)											
Prepared & Analyzed: 01/07/2014											
1,1,1,2-Tetrachloroethane	10.2		ug/L	10.0		102	84-127		4.74	30	
1,1,1-Trichloroethane	10.0		"	10.0		100	80-131		5.25	30	
1,1,2,2-Tetrachloroethane	9.72		"	10.0		97.2	76-120		21.9	30	
1,1,2-Trichloro-1,2,2-trifluoroethane (Freon 113)	9.85		"	10.0		98.5	70-133		9.57	30	
1,1,2-Trichloroethane	9.94		"	10.0		99.4	73-124		18.5	30	
1,1-Dichloroethane	9.90		"	10.0		99.0	79-123		0.705	30	
1,1-Dichloroethylene	9.87		"	10.0		98.7	71-123		5.04	30	
1,1-Dichloropropylene	10.0		"	10.0		100	73-117		4.10	30	
1,2,3-Trichlorobenzene	9.48		"	10.0		94.8	78-117		9.85	30	
1,2,3-Trichloropropane	10.0		"	10.0		100	68-119		21.4	30	
1,2,4-Trichlorobenzene	9.67		"	10.0		96.7	78-117		1.56	30	
1,2,4-Trimethylbenzene	11.4		"	10.0		114	68-134		7.99	30	
1,2-Dibromo-3-chloropropane	10.2		"	10.0		102	73-129		31.6	30	Non-dir.
1,2-Dibromoethane	9.92		"	10.0		99.2	73-139		20.4	30	
1,2-Dichlorobenzene	10.1		"	10.0		101	83-110		0.592	30	
1,2-Dichloroethane	9.60		"	10.0		96.0	81-120		16.3	30	
1,2-Dichloropropane	9.90		"	10.0		99.0	76-120		1.32	30	
1,3,5-Trimethylbenzene	11.0		"	10.0		110	74-121		15.2	30	
1,3-Dichlorobenzene	10.2		"	10.0		102	82-112		6.54	30	
1,3-Dichloropropane	9.84		"	10.0		98.4	77-122		15.1	30	
1,4-Dichlorobenzene	10.2		"	10.0		102	83-110		4.71	30	
2,2-Dichloropropane	10.8		"	10.0		108	50-163		5.57	30	
2-Chlorotoluene	10.2		"	10.0		102	74-115		11.7	30	
2-Hexanone	9.51		"	10.0		95.1	65-130		46.2	30	Non-dir.
4-Chlorotoluene	10.2		"	10.0		102	77-119		8.83	30	
Acetone	7.31		"	10.0		73.1	54-129		40.1	30	Non-dir.
Benzene	9.98		"	10.0		99.8	77-122		0.201	30	
Bromobenzene	10.0		"	10.0		100	76-114		3.91	30	
Bromochloromethane	11.1		"	10.0		111	73-125		11.0	30	
Bromodichloromethane	9.81		"	10.0		98.1	83-120		2.06	30	
Bromoform	10.2		"	10.0		102	72-139		15.8	30	
Bromomethane	10.3		"	10.0		103	52-128		7.91	30	
Carbon tetrachloride	10.1		"	10.0		101	66-152		5.11	30	
Chlorobenzene	9.89		"	10.0		98.9	85-113		2.59	30	
Chloroethane	10.4		"	10.0		104	60-124		7.48	30	
Chloroform	9.98		"	10.0		99.8	82-119		1.62	30	
Chloromethane	9.95		"	10.0		99.5	42-126		2.19	30	
cis-1,2-Dichloroethylene	10.2		"	10.0		102	79-116		2.27	30	
cis-1,3-Dichloropropylene	9.95		"	10.0		99.5	85-134		4.63	30	
Dibromochloromethane	10.0		"	10.0		100	74-151		12.4	30	
Dibromomethane	10.1		"	10.0		101	74-128		16.7	30	
Dichlorodifluoromethane	9.69		"	10.0		96.9	10-146		9.35	30	
Ethyl Benzene	10.2		"	10.0		102	85-125		7.03	30	
Hexachlorobutadiene	9.97		"	10.0		99.7	69-131		17.6	30	
Isopropylbenzene	10.5		"	10.0		105	71-128		13.5	30	
Methyl tert-butyl ether (MTBE)	9.88		"	10.0		98.8	51-134		28.3	30	
Methylene chloride	9.23		"	10.0		92.3	76-122		4.43	30	
Naphthalene	9.47		"	10.0		94.7	72-127		27.4	30	
n-Butylbenzene	9.99		"	10.0		99.9	69-127		15.9	30	
n-Propylbenzene	10.3		"	10.0		103	70-129		15.5	30	
o-Xylene	10.2		"	10.0		102	83-117		4.61	30	



Volatile Organic Compounds by GC/MS - Quality Control Data

York Analytical Laboratories, Inc.

Analyte	Result	Reporting	Units	Spike	Source*	%REC	%REC	Limits	Flag	RPD	RPD	Limit	Flag
		Limit			Result					Limit			

Batch BA40146 - EPA 5030B

LCS Dup (BA40146-BSD1)


Prepared & Analyzed: 01/07/2014

p- & m- Xylenes	20.7		ug/L	20.0		103	80-126			6.59	30		
p-Isopropyltoluene	10.5		"	10.0		105	74-130			15.0	30		
sec-Butylbenzene	10.5		"	10.0		105	72-132			15.2	30		
Styrene	11.6		"	10.0		116	62-160			5.42	30		
tert-Butylbenzene	10.5		"	10.0		105	75-129			14.2	30		
Tetrachloroethylene	10.1		"	10.0		101	67-118			10.7	30		
Toluene	10.0		"	10.0		100	82-118			6.08	30		
trans-1,2-Dichloroethylene	10.0		"	10.0		100	76-119			1.98	30		
trans-1,3-Dichloropropylene	9.89		"	10.0		98.9	80-137			11.4	30		
Trichloroethylene	10.2		"	10.0		102	71-122			8.29	30		
Trichlorofluoromethane	9.71		"	10.0		97.1	67-130			7.34	30		
Vinyl Chloride	9.69		"	10.0		96.9	49-125			9.81	30		
<i>Surrogate: 1,2-Dichloroethane-d4</i>	<i>10.1</i>		<i>"</i>	<i>10.0</i>		<i>101</i>	<i>79-133</i>						
<i>Surrogate: p-Bromofluorobenzene</i>	<i>10.2</i>		<i>"</i>	<i>10.0</i>		<i>102</i>	<i>65-133</i>						
<i>Surrogate: Toluene-d8</i>	<i>10.2</i>		<i>"</i>	<i>10.0</i>		<i>102</i>	<i>80-123</i>						



Metals by ICP - Quality Control Data
York Analytical Laboratories, Inc.

Analyte	Result	Reporting Limit	Units	Spike Level	Source* Result	%REC	%REC Limits	Flag	RPD	RPD Limit	Flag
Batch BA40204 - EPA 3010A											
Blank (BA40204-BLK1)										Prepared & Analyzed: 01/08/2014	
Iron - Dissolved	ND	0.0200	mg/L								
Duplicate (BA40204-DUP1)										*Source sample: 14A0046-01 (WQ010114:1210NP2-10) Prepared & Analyzed: 01/08/2014	
Iron - Dissolved	0.110	0.0200	mg/L		0.0956				14.0	20	
Matrix Spike (BA40204-MS1)										*Source sample: 14A0046-01 (WQ010114:1210NP2-10) Prepared & Analyzed: 01/08/2014	
Iron - Dissolved	1.10	0.0200	mg/L	1.00	0.0956	100	75-125				
Reference (BA40204-SRM1)										Prepared & Analyzed: 01/08/2014	
Iron - Dissolved	1.40	0.0200	mg/L	1.44		97.3	88.2-113				
Batch BA40205 - EPA 3010A											
Blank (BA40205-BLK1)										Prepared & Analyzed: 01/08/2014	
Iron	ND	0.0200	mg/L								
Duplicate (BA40205-DUP1)										*Source sample: 14A0046-01 (WQ010114:1210NP2-10) Prepared & Analyzed: 01/08/2014	
Iron	30.5	0.0200	mg/L		31.0				1.69	20	
Matrix Spike (BA40205-MS1)										*Source sample: 14A0046-01 (WQ010114:1210NP2-10) Prepared & Analyzed: 01/08/2014	
Iron	31.6	0.0200	mg/L	1.00	31.0	60.5	75-125	Low Bias			
Reference (BA40205-SRM1)										Prepared & Analyzed: 01/08/2014	
Iron	1.37	0.0200	mg/L	1.44		95.5	88.2-113				



Miscellaneous Physical Parameters - Quality Control Data

York Analytical Laboratories, Inc.


Analyte	Result	Reporting Limit	Units	Spike Level	Source* Result	%REC	%REC Limits	Flag	RPD	RPD Limit	Flag
---------	--------	-----------------	-------	-------------	----------------	------	-------------	------	-----	-----------	------

Batch BA40219 - % Solids Prep

Blank (BA40219-BLK1)

Prepared & Analyzed: 01/08/2014

Total Dissolved Solids	ND	1.00	mg/L								
------------------------	----	------	------	--	--	--	--	--	--	--	--



Volatile Analysis Sample Containers

Lab ID	Client Sample ID	Volatile Sample Container
14A0046-01	WQ010114:1210NP2-10	40mL Clear Vial (pre-pres.) HCl; Cool to 4° C

Notes and Definitions

QL-02	This LCS analyte is outside Laboratory Recovery limits due the analyte behavior using the referenced method. The reference method has certain limitations with respect to analytes of this nature.
M-HCSpk	Sample conc. >10 X spike conc.
J	Detected below the Reporting Limit but greater than or equal to the Method Detection Limit (MDL/LOD) or in the case of a TIC, the result is an estimated concentration.
B	Analyte is found in the associated analysis batch blank. For volatiles, methylene chloride and acetone are common lab contaminants. Data users should consider anything <10x the blank value as artifact.
ND	Analyte NOT DETECTED at the stated Reporting Limit (RL) or above.
RL	REPORTING LIMIT - the minimum reportable value based upon the lowest point in the analyte calibration curve.
MDL	METHOD DETECTION LIMIT - the minimum concentration that can be measured and reported with a 99% confidence that the concentration is greater than zero. If requested or required, a value reported below the RL and above the MDL is considered estimated and is noted with a "J" flag.
NR	Not reported
RPD	Relative Percent Difference
Wet	The data has been reported on an as-received (wet weight) basis
Low Bias	Low Bias flag indicates that the recovery of the flagged analyte is below the laboratory or regulatory lower control limit. The data user should take note that this analyte may be biased low but should evaluate multiple lines of evidence including the LCS and site-specific MS/MSD data to draw bias conclusions. In cases where no site-specific MS/MSD was requested, only the LCS data can be used to evaluate such bias.
High Bias	High Bias flag indicates that the recovery of the flagged analyte is above the laboratory or regulatory upper control limit. The data user should take note that this analyte may be biased high but should evaluate multiple lines of evidence including the LCS and site-specific MS/MSD data to draw bias conclusions. In cases where no site-specific MS/MSD was requested, only the LCS data can be used to evaluate such bias.
Non-Dir.	Non-dir. flag (Non-Directional Bias) indicates that the Relative Percent Difference (RPD) (a measure of precision) among the MS and MSD data is outside the laboratory or regulatory control limit. This alerts the data user where the MS and MSD are from site-specific samples that the RPD is high due to either non-homogeneous distribution of target analyte between the MS/MSD or indicates poor reproducibility for other reasons.

If EPA SW-846 method 8270 is included herein it is noted that the target compound N-nitrosodiphenylamine (NDPA) decomposes in the gas chromatographic inlet and cannot be separated from diphenylamine (DPA). These results could actually represent 100% DPA, 100% NDPA or some combination of the two. For this reason, York reports the combined result for n-nitrosodiphenylamine and diphenylamine for either of these compounds as a combined concentration as Diphenylamine.

If Total PCBs are detected and the target aroclors reported are "Not detected", the Total PCB value is reported due to the presence of either or both Aroclors 1262 and 1268 which are non-target aroclors for some regulatory lists.

2-chloroethylvinyl ether readily breaks down under acidic conditions. Samples that are acid preserved, including standards will exhibit breakdown. The data user should take note.

Certification for pH is no longer offered by NYDOH ELAP.

Semi-Volatile and Volatile analyses are reported down to the MDL, with values between the MDL and the RL being "J" flagged as estimated results.

YORK

ANALYTICAL LABORATORIES, INC.
120 RESEARCH DR. STRATFORD, CT 06615
12031 325-1371 FAX (203) 357-0166

Field Chain-of-Custody Record

NOTE: York's Std. Terms & Conditions are listed on the back side of this document.
This document serves as your written authorization to York to proceed with the analyses requested and your signature binds you to York's Std. Terms & Conditions.


Page 1 of 1

York Project No. 14A0046

YOUR Information Company: <u>LBG</u> Address: <u>4 Research Dr. Suite 301</u> <u>Shelton, CT 06484</u> Phone No. <u>203-988-8555</u> Contact Person: <u>Tonde Sandoz</u> E-Mail Address: <u>Tsandoz@lbgct.com</u>		Report To: Company: <u>Same</u> Address: _____ Phone No. _____ Attention: _____ E-Mail Address: _____		Invoice To: Company: <u>Same</u> Address: _____ Phone No. _____ Attention: _____ E-Mail Address: _____		YOUR Project ID Purchase Order No. <u>NAASAG</u> Samples From: CT <u>X</u> NY <u>X</u> NJ _____		Turn-Around Time RUSH - Same Day <input type="checkbox"/> RUSH - Next Day <input type="checkbox"/> RUSH - Two Day <input type="checkbox"/> RUSH - Three Day <input type="checkbox"/> RUSH - Four Day <input type="checkbox"/> Standard (5-7 Days) <input checked="" type="checkbox"/>		Report Type Summary Report <u>X</u> pdf Summary w/ QA Summary <u>X</u> pdf CT RCP Package CT RCP QA/DUE Pkg NY ASP A Package NY ASP B Package <u>NP2-10 only</u> NIDEP Red. Deliv. Electronic Data Deliverables (EDD)	
Volatiles B260 fill TICs Site Spec Nassau Co. Suffolk Co. BTEX MTBE TCE list TAGM list CT RCP list TAGM list Arom. only Halog. only App. IX list 8021B list		Semi-Vols. 8270 & 625 STARS list BN Only Acids Only PAH list TAGM list CT RCP list TCE list NIDEP list App. IX STP or TCLP		Metals RCRA8 PP13 list TAL CT15 list TAGM list NIDEP list Total Dissolved SLP or TCLP Inhib. Metals LIST Below		Misc. Org. TPH GRO TPH DRO CT EIPH NY 310-13 Full App. IX TPH 1664 Air TO14A Air TO15 Air STARS Air VPH Air TICs Medicine Helium		Misc. Censivity Reactivity Ignitability Flash Point Sieve Anal. Heterocyclics TOX BTLUB Aromatic Tox NYDEP TOC NYDEP Adhesives TAGM Silica		Other York Regulatory Comparison Excel Spreadsheet Compare to the following Regs. (please fill in):	
Matrix Codes S - soil Other - specify (oil, etc.) WW - wastewater GW - groundwater DW - drinking water Air-A - ambient air Air-SV - soil vapor		Sample Matrix GW GW GW		Date Sampled 11/19 1700 1205 1210		Choose Analyses Needed from the Menu Above and Enter Below Fe by EPA 200.7 Fe, Dissolved by EPA 8010 (SWP6-8010) / IOLs, B260 list (EPA SWP6-8260) plus from 13 Fe by EPA 800.7 Fe, Dissolved by EPA 8010 (SWP6-8010) / IOLs B260 list (EPA SWP6-8260) plus from 13 / IOLs (SH 2540c)		Container Description(s) 3x 2L 3x 2L 3x 2L			
Comments Preservation <input type="checkbox"/> Check those applicable Special Instructions <input type="checkbox"/> Field Filtered <input type="checkbox"/> Lab to Filter <input type="checkbox"/>		4°C <input type="checkbox"/> Frozen <input type="checkbox"/> HCl <input type="checkbox"/> MeOH <input type="checkbox"/> NaOH <input type="checkbox"/> ZnAc <input type="checkbox"/> Ascorbic Acid <input type="checkbox"/> Other <input type="checkbox"/>		Samples Relinquished By <u>Detonell Vano</u> Date/Time <u>11/14 10:00</u> Samples Relinquished By <u>Trace</u> Date/Time <u>1-6-14 1435</u>		Temperature on Receipt <u>3.3°C</u>					

Print Clearly and Legibly. All Information must be complete. Samples will NOT be logged in and the turn-around time clock will not begin until any questions by York are resolved.

Samples Collected/Authorized By (Signature)
STEPHEN HNAT
Name (printed)



Technical Report

prepared for:

Leggette Brashears & Graham Shelton Office

4 Research Drive, Suite 301

Shelton CT, 06484

Attention: Tunde Komuves-Sandor

Report Date: 01/22/2014

Client Project ID: Rowe Industries

York Project (SDG) No.: 14A0400

CT Cert. No. PH-0723

New Jersey Cert. No. CT-005



New York Cert. No. 10854

PA Cert. No. 68-04440

Report Date: 01/22/2014
Client Project ID: Rowe Industries
York Project (SDG) No.: 14A0400

Leggette Brashears & Graham Shelton Office
4 Research Drive, Suite 301
Shelton CT, 06484
Attention: Tunde Komuves-Sandor

Purpose and Results

This report contains the analytical data for the sample(s) identified on the attached chain-of-custody received in our laboratory on January 16, 2014 and listed below. The project was identified as your project: **Rowe Industries**.

The analyses were conducted utilizing appropriate EPA, Standard Methods, and ASTM methods as detailed in the data summary tables.

All samples were received in proper condition meeting the customary acceptance requirements for environmental samples except those indicated under the Notes section of this report.

All analyses met the method and laboratory standard operating procedure requirements except as indicated by any data flags, the meaning of which are explained in the attachment to this report, and case narrative if applicable.

The results of the analyses, which are all reported on dry weight basis (soils) unless otherwise noted, are detailed in the following pages.

Please contact Client Services at 203.325.1371 with any questions regarding this report.

<u>York Sample ID</u>	<u>Client Sample ID</u>	<u>Matrix</u>	<u>Date Collected</u>	<u>Date Received</u>
14A0400-01	WQ011414:1200NP2-6	Water	01/14/2014	01/16/2014
14A0400-02	WQ011414:1205NP2-7	Water	01/14/2014	01/16/2014
14A0402-01	WQ011414:1210NP2-10	Water	01/14/2014	01/16/2014

General Notes for York Project (SDG) No.: 14A0400

1. The RLs and MDLs (Reporting Limit and Method Detection Limit respectively) reported are adjusted for any dilution necessary due to the levels of target and/or non-target analytes and matrix interference. The RL(REPORTING LIMIT) is based upon the lowest standard utilized for the calibration where applicable.
2. Samples are retained for a period of thirty days after submittal of report, unless other arrangements are made.
3. York's liability for the above data is limited to the dollar value paid to York for the referenced project.
4. This report shall not be reproduced without the written approval of York Analytical Laboratories, Inc.
5. All samples were received in proper condition for analysis with proper documentation, unless otherwise noted.
6. All analyses conducted met method or Laboratory SOP requirements. See the Qualifiers and/or Narrative sections for further information.
7. It is noted that no analyses reported herein were subcontracted to another laboratory, unless noted in the report.
8. This report reflects results that relate only to the samples submitted on the attached chain-of-custody form(s) received by York.

Approved By:



Benjamin Gulizia
Laboratory Director

Date: 01/22/2014





Sample Information

Client Sample ID: WQ011414:1200NP2-6

York Sample ID: 14A0400-01

York Project (SDG) No.
14A0400

Client Project ID
Rowe Industries

Matrix
Water

Collection Date/Time
January 14, 2014 12:00 pm

Date Received
01/16/2014

Volatile Organics, 8260 List - Low Level

Log-in Notes:

Sample Notes:

Sample Prepared by Method: EPA 5030B

CAS No.	Parameter	Result	Flag	Units	MDL	RL	Dilution	Reference Method	Date/Time Prepared	Date/Time Analyzed	Analyst
630-20-6	1,1,1,2-Tetrachloroethane	ND		ug/L	0.20	0.50	1	EPA 8260C	01/21/2014 14:41	01/22/2014 06:24	BK
71-55-6	1,1,1-Trichloroethane	0.22	J	ug/L	0.20	0.50	1	EPA 8260C	01/21/2014 14:41	01/22/2014 06:24	BK
79-34-5	1,1,2,2-Tetrachloroethane	ND		ug/L	0.20	0.50	1	EPA 8260C	01/21/2014 14:41	01/22/2014 06:24	BK
76-13-1	1,1,2-Trichloro-1,2,2-trifluoroethane (Freon 113)	ND		ug/L	0.20	0.50	1	EPA 8260C	01/21/2014 14:41	01/22/2014 06:24	BK
79-00-5	1,1,2-Trichloroethane	ND		ug/L	0.20	0.50	1	EPA 8260C	01/21/2014 14:41	01/22/2014 06:24	BK
75-34-3	1,1-Dichloroethane	ND		ug/L	0.20	0.50	1	EPA 8260C	01/21/2014 14:41	01/22/2014 06:24	BK
75-35-4	1,1-Dichloroethylene	ND		ug/L	0.20	0.50	1	EPA 8260C	01/21/2014 14:41	01/22/2014 06:24	BK
563-58-6	1,1-Dichloropropylene	ND		ug/L	0.20	0.50	1	EPA 8260C	01/21/2014 14:41	01/22/2014 06:24	BK
87-61-6	1,2,3-Trichlorobenzene	ND		ug/L	0.20	0.50	1	EPA 8260C	01/21/2014 14:41	01/22/2014 06:24	BK
96-18-4	1,2,3-Trichloropropane	ND		ug/L	0.20	0.50	1	EPA 8260C	01/21/2014 14:41	01/22/2014 06:24	BK
120-82-1	1,2,4-Trichlorobenzene	ND		ug/L	0.20	0.50	1	EPA 8260C	01/21/2014 14:41	01/22/2014 06:24	BK
95-63-6	1,2,4-Trimethylbenzene	ND		ug/L	0.20	0.50	1	EPA 8260C	01/21/2014 14:41	01/22/2014 06:24	BK
96-12-8	1,2-Dibromo-3-chloropropane	ND		ug/L	0.20	0.50	1	EPA 8260C	01/21/2014 14:41	01/22/2014 06:24	BK
106-93-4	1,2-Dibromoethane	ND		ug/L	0.20	0.50	1	EPA 8260C	01/21/2014 14:41	01/22/2014 06:24	BK
95-50-1	1,2-Dichlorobenzene	ND		ug/L	0.20	0.50	1	EPA 8260C	01/21/2014 14:41	01/22/2014 06:24	BK
107-06-2	1,2-Dichloroethane	ND		ug/L	0.20	0.50	1	EPA 8260C	01/21/2014 14:41	01/22/2014 06:24	BK
78-87-5	1,2-Dichloropropane	ND		ug/L	0.20	0.50	1	EPA 8260C	01/21/2014 14:41	01/22/2014 06:24	BK
108-67-8	1,3,5-Trimethylbenzene	ND		ug/L	0.20	0.50	1	EPA 8260C	01/21/2014 14:41	01/22/2014 06:24	BK
541-73-1	1,3-Dichlorobenzene	ND		ug/L	0.20	0.50	1	EPA 8260C	01/21/2014 14:41	01/22/2014 06:24	BK
142-28-9	1,3-Dichloropropane	ND		ug/L	0.20	0.50	1	EPA 8260C	01/21/2014 14:41	01/22/2014 06:24	BK
106-46-7	1,4-Dichlorobenzene	ND		ug/L	0.20	0.50	1	EPA 8260C	01/21/2014 14:41	01/22/2014 06:24	BK
594-20-7	2,2-Dichloropropane	ND		ug/L	0.20	0.50	1	EPA 8260C	01/21/2014 14:41	01/22/2014 06:24	BK
95-49-8	2-Chlorotoluene	ND		ug/L	0.20	0.50	1	EPA 8260C	01/21/2014 14:41	01/22/2014 06:24	BK
591-78-6	2-Hexanone	ND		ug/L	0.20	0.50	1	EPA 8260C	01/21/2014 14:41	01/22/2014 06:24	BK
106-43-4	4-Chlorotoluene	ND		ug/L	0.20	0.50	1	EPA 8260C	01/21/2014 14:41	01/22/2014 06:24	BK
67-64-1	Acetone	ND		ug/L	1.0	2.0	1	EPA 8260C	01/21/2014 14:41	01/22/2014 06:24	BK
71-43-2	Benzene	ND		ug/L	0.20	0.50	1	EPA 8260C	01/21/2014 14:41	01/22/2014 06:24	BK
108-86-1	Bromobenzene	ND		ug/L	0.20	0.50	1	EPA 8260C	01/21/2014 14:41	01/22/2014 06:24	BK
74-97-5	Bromochloromethane	ND		ug/L	0.20	0.50	1	EPA 8260C	01/21/2014 14:41	01/22/2014 06:24	BK
75-27-4	Bromodichloromethane	ND		ug/L	0.20	0.50	1	EPA 8260C	01/21/2014 14:41	01/22/2014 06:24	BK



Sample Information

Client Sample ID: WQ011414:1200NP2-6

York Sample ID: 14A0400-01

York Project (SDG) No.

Client Project ID

Matrix

Collection Date/Time

Date Received

14A0400

Rowe Industries

Water

January 14, 2014 12:00 pm

01/16/2014

Volatile Organics, 8260 List - Low Level

Log-in Notes:

Sample Notes:

Sample Prepared by Method: EPA 5030B

CAS No.	Parameter	Result	Flag	Units	MDL	RL	Dilution	Reference Method	Date/Time Prepared	Date/Time Analyzed	Analyst
75-25-2	Bromoform	ND		ug/L	0.20	0.50	1	EPA 8260C	01/21/2014 14:41	01/22/2014 06:24	BK
74-83-9	Bromomethane	ND		ug/L	0.20	0.50	1	EPA 8260C	01/21/2014 14:41	01/22/2014 06:24	BK
56-23-5	Carbon tetrachloride	ND		ug/L	0.20	0.50	1	EPA 8260C	01/21/2014 14:41	01/22/2014 06:24	BK
108-90-7	Chlorobenzene	ND		ug/L	0.20	0.50	1	EPA 8260C	01/21/2014 14:41	01/22/2014 06:24	BK
75-00-3	Chloroethane	ND		ug/L	0.20	0.50	1	EPA 8260C	01/21/2014 14:41	01/22/2014 06:24	BK
67-66-3	Chloroform	ND		ug/L	0.20	0.50	1	EPA 8260C	01/21/2014 14:41	01/22/2014 06:24	BK
74-87-3	Chloromethane	ND		ug/L	0.20	0.50	1	EPA 8260C	01/21/2014 14:41	01/22/2014 06:24	BK
156-59-2	cis-1,2-Dichloroethylene	3.5		ug/L	0.20	0.50	1	EPA 8260C	01/21/2014 14:41	01/22/2014 06:24	BK
10061-01-5	cis-1,3-Dichloropropylene	ND		ug/L	0.20	0.50	1	EPA 8260C	01/21/2014 14:41	01/22/2014 06:24	BK
124-48-1	Dibromochloromethane	ND		ug/L	0.20	0.50	1	EPA 8260C	01/21/2014 14:41	01/22/2014 06:24	BK
74-95-3	Dibromomethane	ND		ug/L	0.20	0.50	1	EPA 8260C	01/21/2014 14:41	01/22/2014 06:24	BK
75-71-8	Dichlorodifluoromethane	ND		ug/L	0.20	0.50	1	EPA 8260C	01/21/2014 14:41	01/22/2014 06:24	BK
100-41-4	Ethyl Benzene	ND		ug/L	0.20	0.50	1	EPA 8260C	01/21/2014 14:41	01/22/2014 06:24	BK
87-68-3	Hexachlorobutadiene	ND		ug/L	0.20	0.50	1	EPA 8260C	01/21/2014 14:41	01/22/2014 06:24	BK
98-82-8	Isopropylbenzene	ND		ug/L	0.20	0.50	1	EPA 8260C	01/21/2014 14:41	01/22/2014 06:24	BK
1634-04-4	Methyl tert-butyl ether (MTBE)	ND		ug/L	0.20	0.50	1	EPA 8260C	01/21/2014 14:41	01/22/2014 06:24	BK
75-09-2	Methylene chloride	ND		ug/L	1.0	2.0	1	EPA 8260C	01/21/2014 14:41	01/22/2014 06:24	BK
91-20-3	Naphthalene	ND		ug/L	1.0	2.0	1	EPA 8260C	01/21/2014 14:41	01/22/2014 06:24	BK
104-51-8	n-Butylbenzene	ND		ug/L	0.20	0.50	1	EPA 8260C	01/21/2014 14:41	01/22/2014 06:24	BK
103-65-1	n-Propylbenzene	ND		ug/L	0.20	0.50	1	EPA 8260C	01/21/2014 14:41	01/22/2014 06:24	BK
95-47-6	o-Xylene	ND		ug/L	0.20	0.50	1	EPA 8260C	01/21/2014 14:41	01/22/2014 06:24	BK
179601-23-1	p- & m- Xylenes	ND		ug/L	0.50	1.0	1	EPA 8260C	01/21/2014 14:41	01/22/2014 06:24	BK
99-87-6	p-Isopropyltoluene	ND		ug/L	0.20	0.50	1	EPA 8260C	01/21/2014 14:41	01/22/2014 06:24	BK
135-98-8	sec-Butylbenzene	ND		ug/L	0.20	0.50	1	EPA 8260C	01/21/2014 14:41	01/22/2014 06:24	BK
100-42-5	Styrene	ND		ug/L	0.20	0.50	1	EPA 8260C	01/21/2014 14:41	01/22/2014 06:24	BK
98-06-6	tert-Butylbenzene	ND		ug/L	0.20	0.50	1	EPA 8260C	01/21/2014 14:41	01/22/2014 06:24	BK
127-18-4	Tetrachloroethylene	9.5		ug/L	0.20	0.50	1	EPA 8260C	01/21/2014 14:41	01/22/2014 06:24	BK
108-88-3	Toluene	ND		ug/L	0.20	0.50	1	EPA 8260C	01/21/2014 14:41	01/22/2014 06:24	BK
156-60-5	trans-1,2-Dichloroethylene	ND		ug/L	0.20	0.50	1	EPA 8260C	01/21/2014 14:41	01/22/2014 06:24	BK
10061-02-6	trans-1,3-Dichloropropylene	ND		ug/L	0.20	0.50	1	EPA 8260C	01/21/2014 14:41	01/22/2014 06:24	BK
79-01-6	Trichloroethylene	1.1		ug/L	0.20	0.50	1	EPA 8260C	01/21/2014 14:41	01/22/2014 06:24	BK
75-69-4	Trichlorofluoromethane	ND		ug/L	0.20	0.50	1	EPA 8260C	01/21/2014 14:41	01/22/2014 06:24	BK



Sample Information

Client Sample ID: WQ011414:1200NP2-6

York Sample ID: 14A0400-01

York Project (SDG) No.

Client Project ID

Matrix

Collection Date/Time

Date Received

14A0400

Rowe Industries

Water

January 14, 2014 12:00 pm

01/16/2014

Volatile Organics, 8260 List - Low Level

Log-in Notes:

Sample Notes:

Sample Prepared by Method: EPA 5030B

CAS No.	Parameter	Result	Flag	Units	MDL	RL	Dilution	Reference Method	Date/Time Prepared	Date/Time Analyzed	Analyst
75-01-4	Vinyl Chloride	ND		ug/L	0.50	0.50	1	EPA 8260C	01/21/2014 14:41	01/22/2014 06:24	BK
1330-20-7	Xylenes, Total	ND		ug/L	0.60	1.5	1	EPA 8260C	01/21/2014 14:41	01/22/2014 06:24	BK
	Surrogate Recoveries	Result			Acceptance Range						
17060-07-0	Surrogate: 1,2-Dichloroethane-d4	103 %			79-133						
460-00-4	Surrogate: p-Bromofluorobenzene	102 %			65-133						
2037-26-5	Surrogate: Toluene-d8	98.1 %			80-123						

Iron by EPA 200.7

Log-in Notes:

Sample Notes:

Sample Prepared by Method: EPA 3010A

CAS No.	Parameter	Result	Flag	Units	MDL	RL	Dilution	Reference Method	Date/Time Prepared	Date/Time Analyzed	Analyst
7439-89-6	Iron	3.47		mg/L	0.0146	0.0200	1	EPA 200.7	01/17/2014 17:02	01/17/2014 22:04	MW

Iron, Dissolved by EPA 6010

Log-in Notes:

Sample Notes:

Sample Prepared by Method: EPA 3010A

CAS No.	Parameter	Result	Flag	Units	MDL	RL	Dilution	Reference Method	Date/Time Prepared	Date/Time Analyzed	Analyst
7439-89-6	Iron	0.0775		mg/L	0.0200	0.0200	1	EPA 6010C	01/17/2014 16:57	01/17/2014 19:59	MW

Sample Information

Client Sample ID: WQ011414:1205NP2-7

York Sample ID: 14A0400-02

York Project (SDG) No.

Client Project ID

Matrix

Collection Date/Time

Date Received

14A0400

Rowe Industries

Water

January 14, 2014 12:05 pm

01/16/2014

Volatile Organics, 8260 List - Low Level

Log-in Notes:

Sample Notes:

Sample Prepared by Method: EPA 5030B

CAS No.	Parameter	Result	Flag	Units	MDL	RL	Dilution	Reference Method	Date/Time Prepared	Date/Time Analyzed	Analyst
630-20-6	1,1,1,2-Tetrachloroethane	ND		ug/L	0.20	0.50	1	EPA 8260C	01/21/2014 14:41	01/22/2014 07:08	BK
71-55-6	1,1,1-Trichloroethane	ND		ug/L	0.20	0.50	1	EPA 8260C	01/21/2014 14:41	01/22/2014 07:08	BK
79-34-5	1,1,2,2-Tetrachloroethane	ND		ug/L	0.20	0.50	1	EPA 8260C	01/21/2014 14:41	01/22/2014 07:08	BK
76-13-1	1,1,2-Trichloro-1,2,2-trifluoroethane (Freon 113)	ND		ug/L	0.20	0.50	1	EPA 8260C	01/21/2014 14:41	01/22/2014 07:08	BK
79-00-5	1,1,2-Trichloroethane	ND		ug/L	0.20	0.50	1	EPA 8260C	01/21/2014 14:41	01/22/2014 07:08	BK
75-34-3	1,1-Dichloroethane	ND		ug/L	0.20	0.50	1	EPA 8260C	01/21/2014 14:41	01/22/2014 07:08	BK
75-35-4	1,1-Dichloroethylene	ND		ug/L	0.20	0.50	1	EPA 8260C	01/21/2014 14:41	01/22/2014 07:08	BK



Sample Information

Client Sample ID: WQ011414:1205NP2-7

York Sample ID: 14A0400-02

York Project (SDG) No.

Client Project ID

Matrix

Collection Date/Time

Date Received

14A0400

Rowe Industries

Water

January 14, 2014 12:05 pm

01/16/2014

Volatile Organics, 8260 List - Low Level

Log-in Notes:

Sample Notes:

Sample Prepared by Method: EPA 5030B

CAS No.	Parameter	Result	Flag	Units	MDL	RL	Dilution	Reference Method	Date/Time Prepared	Date/Time Analyzed	Analyst
563-58-6	1,1-Dichloropropylene	ND		ug/L	0.20	0.50	1	EPA 8260C	01/21/2014 14:41	01/22/2014 07:08	BK
87-61-6	1,2,3-Trichlorobenzene	ND		ug/L	0.20	0.50	1	EPA 8260C	01/21/2014 14:41	01/22/2014 07:08	BK
96-18-4	1,2,3-Trichloropropane	ND		ug/L	0.20	0.50	1	EPA 8260C	01/21/2014 14:41	01/22/2014 07:08	BK
120-82-1	1,2,4-Trichlorobenzene	ND		ug/L	0.20	0.50	1	EPA 8260C	01/21/2014 14:41	01/22/2014 07:08	BK
95-63-6	1,2,4-Trimethylbenzene	ND		ug/L	0.20	0.50	1	EPA 8260C	01/21/2014 14:41	01/22/2014 07:08	BK
96-12-8	1,2-Dibromo-3-chloropropane	ND		ug/L	0.20	0.50	1	EPA 8260C	01/21/2014 14:41	01/22/2014 07:08	BK
106-93-4	1,2-Dibromoethane	ND		ug/L	0.20	0.50	1	EPA 8260C	01/21/2014 14:41	01/22/2014 07:08	BK
95-50-1	1,2-Dichlorobenzene	ND		ug/L	0.20	0.50	1	EPA 8260C	01/21/2014 14:41	01/22/2014 07:08	BK
107-06-2	1,2-Dichloroethane	ND		ug/L	0.20	0.50	1	EPA 8260C	01/21/2014 14:41	01/22/2014 07:08	BK
78-87-5	1,2-Dichloropropane	ND		ug/L	0.20	0.50	1	EPA 8260C	01/21/2014 14:41	01/22/2014 07:08	BK
108-67-8	1,3,5-Trimethylbenzene	ND		ug/L	0.20	0.50	1	EPA 8260C	01/21/2014 14:41	01/22/2014 07:08	BK
541-73-1	1,3-Dichlorobenzene	ND		ug/L	0.20	0.50	1	EPA 8260C	01/21/2014 14:41	01/22/2014 07:08	BK
142-28-9	1,3-Dichloropropane	ND		ug/L	0.20	0.50	1	EPA 8260C	01/21/2014 14:41	01/22/2014 07:08	BK
106-46-7	1,4-Dichlorobenzene	ND		ug/L	0.20	0.50	1	EPA 8260C	01/21/2014 14:41	01/22/2014 07:08	BK
594-20-7	2,2-Dichloropropane	ND		ug/L	0.20	0.50	1	EPA 8260C	01/21/2014 14:41	01/22/2014 07:08	BK
95-49-8	2-Chlorotoluene	ND		ug/L	0.20	0.50	1	EPA 8260C	01/21/2014 14:41	01/22/2014 07:08	BK
591-78-6	2-Hexanone	ND		ug/L	0.20	0.50	1	EPA 8260C	01/21/2014 14:41	01/22/2014 07:08	BK
106-43-4	4-Chlorotoluene	ND		ug/L	0.20	0.50	1	EPA 8260C	01/21/2014 14:41	01/22/2014 07:08	BK
67-64-1	Acetone	ND		ug/L	1.0	2.0	1	EPA 8260C	01/21/2014 14:41	01/22/2014 07:08	BK
71-43-2	Benzene	ND		ug/L	0.20	0.50	1	EPA 8260C	01/21/2014 14:41	01/22/2014 07:08	BK
108-86-1	Bromobenzene	ND		ug/L	0.20	0.50	1	EPA 8260C	01/21/2014 14:41	01/22/2014 07:08	BK
74-97-5	Bromochloromethane	ND		ug/L	0.20	0.50	1	EPA 8260C	01/21/2014 14:41	01/22/2014 07:08	BK
75-27-4	Bromodichloromethane	ND		ug/L	0.20	0.50	1	EPA 8260C	01/21/2014 14:41	01/22/2014 07:08	BK
75-25-2	Bromoform	ND		ug/L	0.20	0.50	1	EPA 8260C	01/21/2014 14:41	01/22/2014 07:08	BK
74-83-9	Bromomethane	ND		ug/L	0.20	0.50	1	EPA 8260C	01/21/2014 14:41	01/22/2014 07:08	BK
56-23-5	Carbon tetrachloride	ND		ug/L	0.20	0.50	1	EPA 8260C	01/21/2014 14:41	01/22/2014 07:08	BK
108-90-7	Chlorobenzene	ND		ug/L	0.20	0.50	1	EPA 8260C	01/21/2014 14:41	01/22/2014 07:08	BK
75-00-3	Chloroethane	ND		ug/L	0.20	0.50	1	EPA 8260C	01/21/2014 14:41	01/22/2014 07:08	BK
67-66-3	Chloroform	ND		ug/L	0.20	0.50	1	EPA 8260C	01/21/2014 14:41	01/22/2014 07:08	BK
74-87-3	Chloromethane	ND		ug/L	0.20	0.50	1	EPA 8260C	01/21/2014 14:41	01/22/2014 07:08	BK
156-59-2	cis-1,2-Dichloroethylene	ND		ug/L	0.20	0.50	1	EPA 8260C	01/21/2014 14:41	01/22/2014 07:08	BK



Sample Information

Client Sample ID: WQ011414:1205NP2-7

York Sample ID: 14A0400-02

York Project (SDG) No.

Client Project ID

Matrix

Collection Date/Time

Date Received

14A0400

Rowe Industries

Water

January 14, 2014 12:05 pm

01/16/2014

Volatile Organics, 8260 List - Low Level

Log-in Notes:

Sample Notes:

Sample Prepared by Method: EPA 5030B

CAS No.	Parameter	Result	Flag	Units	MDL	RL	Dilution	Reference Method	Date/Time Prepared	Date/Time Analyzed	Analyst
10061-01-5	cis-1,3-Dichloropropylene	ND		ug/L	0.20	0.50	1	EPA 8260C	01/21/2014 14:41	01/22/2014 07:08	BK
124-48-1	Dibromochloromethane	ND		ug/L	0.20	0.50	1	EPA 8260C	01/21/2014 14:41	01/22/2014 07:08	BK
74-95-3	Dibromomethane	ND		ug/L	0.20	0.50	1	EPA 8260C	01/21/2014 14:41	01/22/2014 07:08	BK
75-71-8	Dichlorodifluoromethane	ND		ug/L	0.20	0.50	1	EPA 8260C	01/21/2014 14:41	01/22/2014 07:08	BK
100-41-4	Ethyl Benzene	ND		ug/L	0.20	0.50	1	EPA 8260C	01/21/2014 14:41	01/22/2014 07:08	BK
87-68-3	Hexachlorobutadiene	ND		ug/L	0.20	0.50	1	EPA 8260C	01/21/2014 14:41	01/22/2014 07:08	BK
98-82-8	Isopropylbenzene	ND		ug/L	0.20	0.50	1	EPA 8260C	01/21/2014 14:41	01/22/2014 07:08	BK
1634-04-4	Methyl tert-butyl ether (MTBE)	ND		ug/L	0.20	0.50	1	EPA 8260C	01/21/2014 14:41	01/22/2014 07:08	BK
75-09-2	Methylene chloride	ND		ug/L	1.0	2.0	1	EPA 8260C	01/21/2014 14:41	01/22/2014 07:08	BK
91-20-3	Naphthalene	ND		ug/L	1.0	2.0	1	EPA 8260C	01/21/2014 14:41	01/22/2014 07:08	BK
104-51-8	n-Butylbenzene	ND		ug/L	0.20	0.50	1	EPA 8260C	01/21/2014 14:41	01/22/2014 07:08	BK
103-65-1	n-Propylbenzene	ND		ug/L	0.20	0.50	1	EPA 8260C	01/21/2014 14:41	01/22/2014 07:08	BK
95-47-6	o-Xylene	ND		ug/L	0.20	0.50	1	EPA 8260C	01/21/2014 14:41	01/22/2014 07:08	BK
179601-23-1	p- & m- Xylenes	ND		ug/L	0.50	1.0	1	EPA 8260C	01/21/2014 14:41	01/22/2014 07:08	BK
99-87-6	p-Isopropyltoluene	ND		ug/L	0.20	0.50	1	EPA 8260C	01/21/2014 14:41	01/22/2014 07:08	BK
135-98-8	sec-Butylbenzene	ND		ug/L	0.20	0.50	1	EPA 8260C	01/21/2014 14:41	01/22/2014 07:08	BK
100-42-5	Styrene	ND		ug/L	0.20	0.50	1	EPA 8260C	01/21/2014 14:41	01/22/2014 07:08	BK
98-06-6	tert-Butylbenzene	ND		ug/L	0.20	0.50	1	EPA 8260C	01/21/2014 14:41	01/22/2014 07:08	BK
127-18-4	Tetrachloroethylene	ND		ug/L	0.20	0.50	1	EPA 8260C	01/21/2014 14:41	01/22/2014 07:08	BK
108-88-3	Toluene	ND		ug/L	0.20	0.50	1	EPA 8260C	01/21/2014 14:41	01/22/2014 07:08	BK
156-60-5	trans-1,2-Dichloroethylene	ND		ug/L	0.20	0.50	1	EPA 8260C	01/21/2014 14:41	01/22/2014 07:08	BK
10061-02-6	trans-1,3-Dichloropropylene	ND		ug/L	0.20	0.50	1	EPA 8260C	01/21/2014 14:41	01/22/2014 07:08	BK
79-01-6	Trichloroethylene	ND		ug/L	0.20	0.50	1	EPA 8260C	01/21/2014 14:41	01/22/2014 07:08	BK
75-69-4	Trichlorofluoromethane	ND		ug/L	0.20	0.50	1	EPA 8260C	01/21/2014 14:41	01/22/2014 07:08	BK
75-01-4	Vinyl Chloride	ND		ug/L	0.50	0.50	1	EPA 8260C	01/21/2014 14:41	01/22/2014 07:08	BK
1330-20-7	Xylenes, Total	ND		ug/L	0.60	1.5	1	EPA 8260C	01/21/2014 14:41	01/22/2014 07:08	BK
	Surrogate Recoveries	Result			Acceptance Range						
17060-07-0	Surrogate: 1,2-Dichloroethane-d4	102 %			79-133						
460-00-4	Surrogate: p-Bromofluorobenzene	100 %			65-133						
2037-26-5	Surrogate: Toluene-d8	98.2 %			80-123						



Sample Information

Client Sample ID: WQ011414:1205NP2-7

York Sample ID: 14A0400-02

York Project (SDG) No.

Client Project ID

Matrix

Collection Date/Time

Date Received

14A0400

Rowe Industries

Water

January 14, 2014 12:05 pm

01/16/2014

Iron by EPA 200.7

Log-in Notes:

Sample Notes:

Sample Prepared by Method: EPA 3010A

CAS No.	Parameter	Result	Flag	Units	MDL	RL	Dilution	Reference Method	Date/Time Prepared	Date/Time Analyzed	Analyst
7439-89-6	Iron	5.47		mg/L	0.0146	0.0200	1	EPA 200.7	01/17/2014 17:02	01/17/2014 22:09	MW

Iron, Dissolved by EPA 6010

Log-in Notes:

Sample Notes:

Sample Prepared by Method: EPA 3010A

CAS No.	Parameter	Result	Flag	Units	MDL	RL	Dilution	Reference Method	Date/Time Prepared	Date/Time Analyzed	Analyst
7439-89-6	Iron	0.0930		mg/L	0.0200	0.0200	1	EPA 6010C	01/17/2014 16:57	01/17/2014 20:04	MW

Sample Information

Client Sample ID: WQ011414:1210NP2-10

York Sample ID: 14A0402-01

York Project (SDG) No.

Client Project ID

Matrix

Collection Date/Time

Date Received

14A0402

Rowe Industries

Water

January 14, 2014 12:10 pm

01/16/2014

Volatile Organics, 8260 List - Low Level

Log-in Notes:

Sample Notes:

Sample Prepared by Method: EPA 5030B

CAS No.	Parameter	Result	Flag	Units	MDL	RL	Dilution	Reference Method	Date/Time Prepared	Date/Time Analyzed	Analyst
630-20-6	1,1,1,2-Tetrachloroethane	ND		ug/L	0.20	0.50	1	EPA 8260C	01/21/2014 14:41	01/22/2014 07:52	BK
71-55-6	1,1,1-Trichloroethane	ND		ug/L	0.20	0.50	1	EPA 8260C	01/21/2014 14:41	01/22/2014 07:52	BK
79-34-5	1,1,2,2-Tetrachloroethane	ND		ug/L	0.20	0.50	1	EPA 8260C	01/21/2014 14:41	01/22/2014 07:52	BK
76-13-1	1,1,2-Trichloro-1,2,2-trifluoroethane (Freon 113)	ND		ug/L	0.20	0.50	1	EPA 8260C	01/21/2014 14:41	01/22/2014 07:52	BK
79-00-5	1,1,2-Trichloroethane	ND		ug/L	0.20	0.50	1	EPA 8260C	01/21/2014 14:41	01/22/2014 07:52	BK
75-34-3	1,1-Dichloroethane	ND		ug/L	0.20	0.50	1	EPA 8260C	01/21/2014 14:41	01/22/2014 07:52	BK
75-35-4	1,1-Dichloroethylene	ND		ug/L	0.20	0.50	1	EPA 8260C	01/21/2014 14:41	01/22/2014 07:52	BK
563-58-6	1,1-Dichloropropylene	ND		ug/L	0.20	0.50	1	EPA 8260C	01/21/2014 14:41	01/22/2014 07:52	BK
87-61-6	1,2,3-Trichlorobenzene	ND		ug/L	0.20	0.50	1	EPA 8260C	01/21/2014 14:41	01/22/2014 07:52	BK
96-18-4	1,2,3-Trichloropropane	ND		ug/L	0.20	0.50	1	EPA 8260C	01/21/2014 14:41	01/22/2014 07:52	BK
120-82-1	1,2,4-Trichlorobenzene	ND		ug/L	0.20	0.50	1	EPA 8260C	01/21/2014 14:41	01/22/2014 07:52	BK
95-63-6	1,2,4-Trimethylbenzene	ND		ug/L	0.20	0.50	1	EPA 8260C	01/21/2014 14:41	01/22/2014 07:52	BK
96-12-8	1,2-Dibromo-3-chloropropane	ND		ug/L	0.20	0.50	1	EPA 8260C	01/21/2014 14:41	01/22/2014 07:52	BK
106-93-4	1,2-Dibromoethane	ND		ug/L	0.20	0.50	1	EPA 8260C	01/21/2014 14:41	01/22/2014 07:52	BK
95-50-1	1,2-Dichlorobenzene	ND		ug/L	0.20	0.50	1	EPA 8260C	01/21/2014 14:41	01/22/2014 07:52	BK



Sample Information

Client Sample ID: WQ011414:1210NP2-10

York Sample ID: 14A0402-01

York Project (SDG) No.

Client Project ID

Matrix

Collection Date/Time

Date Received

14A0402

Rowe Industries

Water

January 14, 2014 12:10 pm

01/16/2014

Volatile Organics, 8260 List - Low Level

Log-in Notes:

Sample Notes:

Sample Prepared by Method: EPA 5030B

CAS No.	Parameter	Result	Flag	Units	MDL	RL	Dilution	Reference Method	Date/Time Prepared	Date/Time Analyzed	Analyst
107-06-2	1,2-Dichloroethane	ND		ug/L	0.20	0.50	1	EPA 8260C	01/21/2014 14:41	01/22/2014 07:52	BK
78-87-5	1,2-Dichloropropane	ND		ug/L	0.20	0.50	1	EPA 8260C	01/21/2014 14:41	01/22/2014 07:52	BK
108-67-8	1,3,5-Trimethylbenzene	ND		ug/L	0.20	0.50	1	EPA 8260C	01/21/2014 14:41	01/22/2014 07:52	BK
541-73-1	1,3-Dichlorobenzene	ND		ug/L	0.20	0.50	1	EPA 8260C	01/21/2014 14:41	01/22/2014 07:52	BK
142-28-9	1,3-Dichloropropane	ND		ug/L	0.20	0.50	1	EPA 8260C	01/21/2014 14:41	01/22/2014 07:52	BK
106-46-7	1,4-Dichlorobenzene	ND		ug/L	0.20	0.50	1	EPA 8260C	01/21/2014 14:41	01/22/2014 07:52	BK
594-20-7	2,2-Dichloropropane	ND		ug/L	0.20	0.50	1	EPA 8260C	01/21/2014 14:41	01/22/2014 07:52	BK
95-49-8	2-Chlorotoluene	ND		ug/L	0.20	0.50	1	EPA 8260C	01/21/2014 14:41	01/22/2014 07:52	BK
591-78-6	2-Hexanone	ND		ug/L	0.20	0.50	1	EPA 8260C	01/21/2014 14:41	01/22/2014 07:52	BK
106-43-4	4-Chlorotoluene	ND		ug/L	0.20	0.50	1	EPA 8260C	01/21/2014 14:41	01/22/2014 07:52	BK
67-64-1	Acetone	1.1	J	ug/L	1.0	2.0	1	EPA 8260C	01/21/2014 14:41	01/22/2014 07:52	BK
71-43-2	Benzene	ND		ug/L	0.20	0.50	1	EPA 8260C	01/21/2014 14:41	01/22/2014 07:52	BK
108-86-1	Bromobenzene	ND		ug/L	0.20	0.50	1	EPA 8260C	01/21/2014 14:41	01/22/2014 07:52	BK
74-97-5	Bromochloromethane	ND		ug/L	0.20	0.50	1	EPA 8260C	01/21/2014 14:41	01/22/2014 07:52	BK
75-27-4	Bromodichloromethane	ND		ug/L	0.20	0.50	1	EPA 8260C	01/21/2014 14:41	01/22/2014 07:52	BK
75-25-2	Bromoform	ND		ug/L	0.20	0.50	1	EPA 8260C	01/21/2014 14:41	01/22/2014 07:52	BK
74-83-9	Bromomethane	ND		ug/L	0.20	0.50	1	EPA 8260C	01/21/2014 14:41	01/22/2014 07:52	BK
56-23-5	Carbon tetrachloride	ND		ug/L	0.20	0.50	1	EPA 8260C	01/21/2014 14:41	01/22/2014 07:52	BK
108-90-7	Chlorobenzene	ND		ug/L	0.20	0.50	1	EPA 8260C	01/21/2014 14:41	01/22/2014 07:52	BK
75-00-3	Chloroethane	ND		ug/L	0.20	0.50	1	EPA 8260C	01/21/2014 14:41	01/22/2014 07:52	BK
67-66-3	Chloroform	ND		ug/L	0.20	0.50	1	EPA 8260C	01/21/2014 14:41	01/22/2014 07:52	BK
74-87-3	Chloromethane	ND		ug/L	0.20	0.50	1	EPA 8260C	01/21/2014 14:41	01/22/2014 07:52	BK
156-59-2	cis-1,2-Dichloroethylene	ND		ug/L	0.20	0.50	1	EPA 8260C	01/21/2014 14:41	01/22/2014 07:52	BK
10061-01-5	cis-1,3-Dichloropropylene	ND		ug/L	0.20	0.50	1	EPA 8260C	01/21/2014 14:41	01/22/2014 07:52	BK
124-48-1	Dibromochloromethane	ND		ug/L	0.20	0.50	1	EPA 8260C	01/21/2014 14:41	01/22/2014 07:52	BK
74-95-3	Dibromomethane	ND		ug/L	0.20	0.50	1	EPA 8260C	01/21/2014 14:41	01/22/2014 07:52	BK
75-71-8	Dichlorodifluoromethane	ND		ug/L	0.20	0.50	1	EPA 8260C	01/21/2014 14:41	01/22/2014 07:52	BK
100-41-4	Ethyl Benzene	ND		ug/L	0.20	0.50	1	EPA 8260C	01/21/2014 14:41	01/22/2014 07:52	BK
87-68-3	Hexachlorobutadiene	ND		ug/L	0.20	0.50	1	EPA 8260C	01/21/2014 14:41	01/22/2014 07:52	BK
98-82-8	Isopropylbenzene	ND		ug/L	0.20	0.50	1	EPA 8260C	01/21/2014 14:41	01/22/2014 07:52	BK
1634-04-4	Methyl tert-butyl ether (MTBE)	ND		ug/L	0.20	0.50	1	EPA 8260C	01/21/2014 14:41	01/22/2014 07:52	BK



Sample Information

Client Sample ID: WQ011414:1210NP2-10

York Sample ID: 14A0402-01

York Project (SDG) No.

Client Project ID

Matrix

Collection Date/Time

Date Received

14A0402

Rowe Industries

Water

January 14, 2014 12:10 pm

01/16/2014

Volatile Organics, 8260 List - Low Level

Log-in Notes:

Sample Notes:

Sample Prepared by Method: EPA 5030B

CAS No.	Parameter	Result	Flag	Units	MDL	RL	Dilution	Reference Method	Date/Time Prepared	Date/Time Analyzed	Analyst
75-09-2	Methylene chloride	ND		ug/L	1.0	2.0	1	EPA 8260C	01/21/2014 14:41	01/22/2014 07:52	BK
91-20-3	Naphthalene	ND		ug/L	1.0	2.0	1	EPA 8260C	01/21/2014 14:41	01/22/2014 07:52	BK
104-51-8	n-Butylbenzene	ND		ug/L	0.20	0.50	1	EPA 8260C	01/21/2014 14:41	01/22/2014 07:52	BK
103-65-1	n-Propylbenzene	ND		ug/L	0.20	0.50	1	EPA 8260C	01/21/2014 14:41	01/22/2014 07:52	BK
95-47-6	o-Xylene	ND		ug/L	0.20	0.50	1	EPA 8260C	01/21/2014 14:41	01/22/2014 07:52	BK
179601-23-1	p- & m- Xylenes	ND		ug/L	0.50	1.0	1	EPA 8260C	01/21/2014 14:41	01/22/2014 07:52	BK
99-87-6	p-Isopropyltoluene	ND		ug/L	0.20	0.50	1	EPA 8260C	01/21/2014 14:41	01/22/2014 07:52	BK
135-98-8	sec-Butylbenzene	ND		ug/L	0.20	0.50	1	EPA 8260C	01/21/2014 14:41	01/22/2014 07:52	BK
100-42-5	Styrene	ND		ug/L	0.20	0.50	1	EPA 8260C	01/21/2014 14:41	01/22/2014 07:52	BK
98-06-6	tert-Butylbenzene	ND		ug/L	0.20	0.50	1	EPA 8260C	01/21/2014 14:41	01/22/2014 07:52	BK
127-18-4	Tetrachloroethylene	ND		ug/L	0.20	0.50	1	EPA 8260C	01/21/2014 14:41	01/22/2014 07:52	BK
108-88-3	Toluene	ND		ug/L	0.20	0.50	1	EPA 8260C	01/21/2014 14:41	01/22/2014 07:52	BK
156-60-5	trans-1,2-Dichloroethylene	ND		ug/L	0.20	0.50	1	EPA 8260C	01/21/2014 14:41	01/22/2014 07:52	BK
10061-02-6	trans-1,3-Dichloropropylene	ND		ug/L	0.20	0.50	1	EPA 8260C	01/21/2014 14:41	01/22/2014 07:52	BK
79-01-6	Trichloroethylene	ND		ug/L	0.20	0.50	1	EPA 8260C	01/21/2014 14:41	01/22/2014 07:52	BK
75-69-4	Trichlorofluoromethane	ND		ug/L	0.20	0.50	1	EPA 8260C	01/21/2014 14:41	01/22/2014 07:52	BK
75-01-4	Vinyl Chloride	ND		ug/L	0.50	0.50	1	EPA 8260C	01/21/2014 14:41	01/22/2014 07:52	BK
1330-20-7	Xylenes, Total	ND		ug/L	0.60	1.5	1	EPA 8260C	01/21/2014 14:41	01/22/2014 07:52	BK
Surrogate Recoveries		Result			Acceptance Range						
17060-07-0	Surrogate: 1,2-Dichloroethane-d4	104 %			79-133						
460-00-4	Surrogate: p-Bromofluorobenzene	100 %			65-133						
2037-26-5	Surrogate: Toluene-d8	97.6 %			80-123						

Iron by EPA 200.7

Log-in Notes:

Sample Notes:

Sample Prepared by Method: EPA 3010A

CAS No.	Parameter	Result	Flag	Units	MDL	RL	Dilution	Reference Method	Date/Time Prepared	Date/Time Analyzed	Analyst
7439-89-6	Iron	11.9		mg/L	0.0146	0.0200	1	EPA 200.7	01/17/2014 17:02	01/17/2014 22:14	MW


Iron, Dissolved by EPA 6010

Log-in Notes:

Sample Notes:

Sample Prepared by Method: EPA 3010A

CAS No.	Parameter	Result	Flag	Units	MDL	RL	Dilution	Reference Method	Date/Time Prepared	Date/Time Analyzed	Analyst
7439-89-6	Iron	0.0862		mg/L	0.0200	0.0200	1	EPA 6010C	01/17/2014 16:57	01/17/2014 20:09	MW



Sample Information

Client Sample ID: WQ011414:1210NP2-10

York Sample ID: 14A0402-01

York Project (SDG) No.
14A0402

Client Project ID
Rowe Industries

Matrix
Water

Collection Date/Time
January 14, 2014 12:10 pm

Date Received
01/16/2014

Total Dissolved Solids

Log-in Notes:

Sample Notes:

Sample Prepared by Method: % Solids Prep

CAS No.	Parameter	Result	Flag	Units	MDL	RL	Dilution	Reference Method	Date/Time Prepared	Date/Time Analyzed	Analyst
	Total Dissolved Solids	86.0		mg/L	10.0	10.0	1	SM 2540C	01/20/2014 11:35	01/21/2014 12:49	MF



Analytical Batch Summary

Batch ID: BA40606 **Preparation Method:** EPA 3010A **Prepared By:** MW

YORK Sample ID	Client Sample ID	Preparation Date
14A0400-01	WQ011414:1200NP2-6	01/17/14
14A0400-02	WQ011414:1205NP2-7	01/17/14
14A0402-01	WQ011414:1210NP2-10	01/17/14
BA40606-BLK1	Blank	01/17/14
BA40606-DUP1	Duplicate	01/17/14
BA40606-MS1	Matrix Spike	01/17/14
BA40606-SRM1	Reference	01/17/14

Batch ID: BA40607 **Preparation Method:** EPA 3010A **Prepared By:** MW

YORK Sample ID	Client Sample ID	Preparation Date
14A0400-01	WQ011414:1200NP2-6	01/17/14
14A0400-02	WQ011414:1205NP2-7	01/17/14
14A0402-01	WQ011414:1210NP2-10	01/17/14
BA40607-BLK1	Blank	01/17/14
BA40607-DUP1	Duplicate	01/17/14
BA40607-MS1	Matrix Spike	01/17/14
BA40607-SRM1	Reference	01/17/14

Batch ID: BA40640 **Preparation Method:** % Solids Prep **Prepared By:** MF

YORK Sample ID	Client Sample ID	Preparation Date
14A0402-01	WQ011414:1210NP2-10	01/20/14
BA40640-BLK1	Blank	01/20/14

Batch ID: BA40743 **Preparation Method:** EPA 5030B **Prepared By:** BGS

YORK Sample ID	Client Sample ID	Preparation Date
14A0400-01	WQ011414:1200NP2-6	01/21/14
14A0400-02	WQ011414:1205NP2-7	01/21/14
14A0402-01	WQ011414:1210NP2-10	01/21/14
BA40743-BLK1	Blank	01/21/14
BA40743-BS1	LCS	01/21/14
BA40743-BSD1	LCS Dup	01/21/14



Volatile Organic Compounds by GC/MS - Quality Control Data
York Analytical Laboratories, Inc.

Analyte	Result	Reporting Limit	Units	Spike Level	Source* Result	%REC	%REC Limits	Flag	RPD	RPD Limit	Flag
---------	--------	-----------------	-------	-------------	----------------	------	-------------	------	-----	-----------	------

Batch BA40743 - EPA 5030B

Blank (BA40743-BLK1)

Prepared: 01/21/2014 Analyzed: 01/22/2014

1,1,1,2-Tetrachloroethane	ND	0.50	ug/L								
1,1,1-Trichloroethane	ND	0.50	"								
1,1,2,2-Tetrachloroethane	ND	0.50	"								
1,1,2-Trichloro-1,2,2-trifluoroethane (Freon 113)	ND	0.50	"								
1,1,2-Trichloroethane	ND	0.50	"								
1,1-Dichloroethane	ND	0.50	"								
1,1-Dichloroethylene	ND	0.50	"								
1,1-Dichloropropylene	ND	0.50	"								
1,2,3-Trichlorobenzene	ND	0.50	"								
1,2,3-Trichloropropane	ND	0.50	"								
1,2,4-Trichlorobenzene	ND	0.50	"								
1,2,4-Trimethylbenzene	ND	0.50	"								
1,2-Dibromo-3-chloropropane	ND	0.50	"								
1,2-Dibromoethane	ND	0.50	"								
1,2-Dichlorobenzene	ND	0.50	"								
1,2-Dichloroethane	ND	0.50	"								
1,2-Dichloropropane	ND	0.50	"								
1,3,5-Trimethylbenzene	ND	0.50	"								
1,3-Dichlorobenzene	ND	0.50	"								
1,3-Dichloropropane	ND	0.50	"								
1,4-Dichlorobenzene	ND	0.50	"								
2,2-Dichloropropane	ND	0.50	"								
2-Chlorotoluene	ND	0.50	"								
2-Hexanone	ND	0.50	"								
4-Chlorotoluene	ND	0.50	"								
Acetone	ND	2.0	"								
Benzene	ND	0.50	"								
Bromobenzene	ND	0.50	"								
Bromochloromethane	ND	0.50	"								
Bromodichloromethane	ND	0.50	"								
Bromoform	ND	0.50	"								
Bromomethane	ND	0.50	"								
Carbon tetrachloride	ND	0.50	"								
Chlorobenzene	ND	0.50	"								
Chloroethane	ND	0.50	"								
Chloroform	ND	0.50	"								
Chloromethane	ND	0.50	"								
cis-1,2-Dichloroethylene	ND	0.50	"								
cis-1,3-Dichloropropylene	ND	0.50	"								
Dibromochloromethane	ND	0.50	"								
Dibromomethane	ND	0.50	"								
Dichlorodifluoromethane	ND	0.50	"								
Ethyl Benzene	ND	0.50	"								
Hexachlorobutadiene	ND	0.50	"								
Isopropylbenzene	ND	0.50	"								
Methyl tert-butyl ether (MTBE)	ND	0.50	"								
Methylene chloride	ND	2.0	"								
Naphthalene	ND	2.0	"								
n-Butylbenzene	ND	0.50	"								
n-Propylbenzene	ND	0.50	"								
o-Xylene	ND	0.50	"								



Volatile Organic Compounds by GC/MS - Quality Control Data

York Analytical Laboratories, Inc.

Analyte	Result	Reporting	Units	Spike	Source*	%REC	%REC	Limits	Flag	RPD	Flag
		Limit			Result					RPD	

Batch BA40743 - EPA 5030B

Blank (BA40743-BLK1)


Prepared: 01/21/2014 Analyzed: 01/22/2014

p- & m- Xylenes	ND	1.0	ug/L								
p-Isopropyltoluene	ND	0.50	"								
sec-Butylbenzene	ND	0.50	"								
Styrene	ND	0.50	"								
tert-Butylbenzene	ND	0.50	"								
Tetrachloroethylene	ND	0.50	"								
Toluene	ND	0.50	"								
trans-1,2-Dichloroethylene	ND	0.50	"								
trans-1,3-Dichloropropylene	ND	0.50	"								
Trichloroethylene	ND	0.50	"								
Trichlorofluoromethane	ND	0.50	"								
Vinyl Chloride	ND	0.50	"								
Xylenes, Total	ND	1.5	"								
<i>Surrogate: 1,2-Dichloroethane-d4</i>	<i>9.84</i>		<i>"</i>	<i>10.0</i>		<i>98.4</i>	<i>79-133</i>				
<i>Surrogate: p-Bromofluorobenzene</i>	<i>10.3</i>		<i>"</i>	<i>10.0</i>		<i>103</i>	<i>65-133</i>				
<i>Surrogate: Toluene-d8</i>	<i>9.90</i>		<i>"</i>	<i>10.0</i>		<i>99.0</i>	<i>80-123</i>				

LCS (BA40743-BS1)

Prepared: 01/21/2014 Analyzed: 01/22/2014

1,1,1,2-Tetrachloroethane	10.4		ug/L	10.0		104	84-127				
1,1,1-Trichloroethane	10.5		"	10.0		105	80-131				
1,1,2,2-Tetrachloroethane	9.82		"	10.0		98.2	76-120				
1,1,2-Trichloro-1,2,2-trifluoroethane (Freon 113)	9.71		"	10.0		97.1	70-133				
1,1,2-Trichloroethane	10.2		"	10.0		102	73-124				
1,1-Dichloroethane	10.3		"	10.0		103	79-123				
1,1-Dichloroethylene	9.61		"	10.0		96.1	71-123				
1,1-Dichloropropylene	10.3		"	10.0		103	73-117				
1,2,3-Trichlorobenzene	10.5		"	10.0		105	78-117				
1,2,3-Trichloropropane	9.98		"	10.0		99.8	68-119				
1,2,4-Trichlorobenzene	10.8		"	10.0		108	78-117				
1,2,4-Trimethylbenzene	11.6		"	10.0		116	68-134				
1,2-Dibromo-3-chloropropane	10.4		"	10.0		104	73-129				
1,2-Dibromoethane	10.5		"	10.0		105	73-139				
1,2-Dichlorobenzene	10.4		"	10.0		104	83-110				
1,2-Dichloroethane	10.1		"	10.0		101	81-120				
1,2-Dichloropropane	9.83		"	10.0		98.3	76-120				
1,3,5-Trimethylbenzene	10.8		"	10.0		108	74-121				
1,3-Dichlorobenzene	10.3		"	10.0		103	82-112				
1,3-Dichloropropane	10.2		"	10.0		102	77-122				
1,4-Dichlorobenzene	10.4		"	10.0		104	83-110				
2,2-Dichloropropane	10.4		"	10.0		104	50-163				
2-Chlorotoluene	9.75		"	10.0		97.5	74-115				
2-Hexanone	10.1		"	10.0		101	65-130				
4-Chlorotoluene	9.90		"	10.0		99.0	77-119				
Acetone	7.57		"	10.0		75.7	54-129				
Benzene	10.2		"	10.0		102	77-122				
Bromobenzene	9.53		"	10.0		95.3	76-114				
Bromochloromethane	9.88		"	10.0		98.8	73-125				
Bromodichloromethane	10.2		"	10.0		102	83-120				
Bromoform	10.2		"	10.0		102	72-139				
Bromomethane	8.91		"	10.0		89.1	52-128				
Carbon tetrachloride	10.6		"	10.0		106	66-152				
Chlorobenzene	10.3		"	10.0		103	85-113				



Volatile Organic Compounds by GC/MS - Quality Control Data

York Analytical Laboratories, Inc.

Analyte	Result	Reporting	Units	Spike	Source*	%REC	%REC	Limits	Flag	RPD	Limit	Flag
		Limit			Result					RPD		

Batch BA40743 - EPA 5030B

LCS (BA40743-BS1)

Prepared: 01/21/2014 Analyzed: 01/22/2014

Chloroethane	10.4		ug/L	10.0		104	60-124					
Chloroform	10.5		"	10.0		105	82-119					
Chloromethane	7.74		"	10.0		77.4	42-126					
cis-1,2-Dichloroethylene	10.7		"	10.0		107	79-116					
cis-1,3-Dichloropropylene	9.97		"	10.0		99.7	85-134					
Dibromochloromethane	10.6		"	10.0		106	74-151					
Dibromomethane	10.5		"	10.0		105	74-128					
Dichlorodifluoromethane	10.2		"	10.0		102	10-146					
Ethyl Benzene	10.4		"	10.0		104	85-125					
Hexachlorobutadiene	10.6		"	10.0		106	69-131					
Isopropylbenzene	10.0		"	10.0		100	71-128					
Methyl tert-butyl ether (MTBE)	10.6		"	10.0		106	51-134					
Methylene chloride	9.53		"	10.0		95.3	76-122					
Naphthalene	11.1		"	10.0		111	72-127					
n-Butylbenzene	10.2		"	10.0		102	69-127					
n-Propylbenzene	9.97		"	10.0		99.7	70-129					
o-Xylene	10.5		"	10.0		105	83-117					
p- & m- Xylenes	21.5		"	20.0		108	80-126					
p-Isopropyltoluene	10.5		"	10.0		105	74-130					
sec-Butylbenzene	10.2		"	10.0		102	72-132					
Styrene	13.0		"	10.0		130	62-160					
tert-Butylbenzene	10.1		"	10.0		101	75-129					
Tetrachloroethylene	10.7		"	10.0		107	67-118					
Toluene	10.2		"	10.0		102	82-118					
trans-1,2-Dichloroethylene	10.3		"	10.0		103	76-119					
trans-1,3-Dichloropropylene	10.2		"	10.0		102	80-137					
Trichloroethylene	10.3		"	10.0		103	71-122					
Trichlorofluoromethane	9.86		"	10.0		98.6	67-130					
Vinyl Chloride	9.14		"	10.0		91.4	49-125					
Surrogate: 1,2-Dichloroethane-d4	10.2		"	10.0		102	79-133					
Surrogate: p-Bromofluorobenzene	9.90		"	10.0		99.0	65-133					
Surrogate: Toluene-d8	9.95		"	10.0		99.5	80-123					



Volatile Organic Compounds by GC/MS - Quality Control Data

York Analytical Laboratories, Inc.

Analyte	Result	Reporting Limit	Units	Spike Level	Source* Result	%REC	%REC Limits	Flag	RPD	RPD Limit	Flag
Batch BA40743 - EPA 5030B											
LCS Dup (BA40743-BSD1)											
Prepared: 01/21/2014 Analyzed: 01/22/2014											
1,1,1,2-Tetrachloroethane	10.5		ug/L	10.0		105	84-127		0.0957	30	
1,1,1-Trichloroethane	10.1		"	10.0		101	80-131		3.21	30	
1,1,2,2-Tetrachloroethane	10.7		"	10.0		107	76-120		8.39	30	
1,1,2-Trichloro-1,2,2-trifluoroethane (Freon 113)	8.58		"	10.0		85.8	70-133		12.4	30	
1,1,2-Trichloroethane	11.1		"	10.0		111	73-124		8.17	30	
1,1-Dichloroethane	10.2		"	10.0		102	79-123		0.978	30	
1,1-Dichloroethylene	8.70		"	10.0		87.0	71-123		9.94	30	
1,1-Dichloropropylene	9.84		"	10.0		98.4	73-117		4.47	30	
1,2,3-Trichlorobenzene	11.0		"	10.0		110	78-117		4.46	30	
1,2,3-Trichloropropane	11.3		"	10.0		113	68-119		12.1	30	
1,2,4-Trichlorobenzene	10.8		"	10.0		108	78-117		0.278	30	
1,2,4-Trimethylbenzene	10.7		"	10.0		107	68-134		7.63	30	
1,2-Dibromo-3-chloropropane	12.2		"	10.0		122	73-129		15.9	30	
1,2-Dibromoethane	11.4		"	10.0		114	73-139		8.66	30	
1,2-Dichlorobenzene	10.3		"	10.0		103	83-110		0.873	30	
1,2-Dichloroethane	10.8		"	10.0		108	81-120		6.32	30	
1,2-Dichloropropane	9.89		"	10.0		98.9	76-120		0.609	30	
1,3,5-Trimethylbenzene	10.0		"	10.0		100	74-121		7.39	30	
1,3-Dichlorobenzene	9.83		"	10.0		98.3	82-112		4.48	30	
1,3-Dichloropropane	10.9		"	10.0		109	77-122		6.71	30	
1,4-Dichlorobenzene	10.1		"	10.0		101	83-110		3.41	30	
2,2-Dichloropropane	9.57		"	10.0		95.7	50-163		8.02	30	
2-Chlorotoluene	9.26		"	10.0		92.6	74-115		5.16	30	
2-Hexanone	12.3		"	10.0		123	65-130		19.4	30	
4-Chlorotoluene	9.35		"	10.0		93.5	77-119		5.71	30	
Acetone	8.44		"	10.0		84.4	54-129		10.9	30	
Benzene	10.1		"	10.0		101	77-122		1.18	30	
Bromobenzene	9.36		"	10.0		93.6	76-114		1.80	30	
Bromochloromethane	10.6		"	10.0		106	73-125		6.75	30	
Bromodichloromethane	10.4		"	10.0		104	83-120		1.46	30	
Bromoform	11.2		"	10.0		112	72-139		8.60	30	
Bromomethane	8.84		"	10.0		88.4	52-128		0.789	30	
Carbon tetrachloride	10.2		"	10.0		102	66-152		3.56	30	
Chlorobenzene	10.2		"	10.0		102	85-113		1.18	30	
Chloroethane	10.1		"	10.0		101	60-124		3.31	30	
Chloroform	10.5		"	10.0		105	82-119		0.0950	30	
Chloromethane	7.64		"	10.0		76.4	42-126		1.30	30	
cis-1,2-Dichloroethylene	10.7		"	10.0		107	79-116		0.561	30	
cis-1,3-Dichloropropylene	10.1		"	10.0		101	85-134		0.899	30	
Dibromochloromethane	11.4		"	10.0		114	74-151		6.45	30	
Dibromomethane	11.2		"	10.0		112	74-128		5.89	30	
Dichlorodifluoromethane	9.46		"	10.0		94.6	10-146		8.02	30	
Ethyl Benzene	10.1		"	10.0		101	85-125		2.94	30	
Hexachlorobutadiene	9.78		"	10.0		97.8	69-131		7.67	30	
Isopropylbenzene	9.38		"	10.0		93.8	71-128		6.70	30	
Methyl tert-butyl ether (MTBE)	11.6		"	10.0		116	51-134		8.66	30	
Methylene chloride	9.69		"	10.0		96.9	76-122		1.66	30	
Naphthalene	12.3		"	10.0		123	72-127		10.2	30	
n-Butylbenzene	9.23		"	10.0		92.3	69-127		9.59	30	
n-Propylbenzene	9.21		"	10.0		92.1	70-129		7.92	30	
o-Xylene	10.4		"	10.0		104	83-117		1.15	30	



Volatile Organic Compounds by GC/MS - Quality Control Data

York Analytical Laboratories, Inc.

Analyte	Result	Reporting Limit	Units	Spike Level	Source* Result	%REC	%REC Limits	Flag	RPD	RPD Limit	Flag
---------	--------	-----------------	-------	-------------	----------------	------	-------------	------	-----	-----------	------

Batch BA40743 - EPA 5030B

LCS Dup (BA40743-BSD1)


Prepared: 01/21/2014 Analyzed: 01/22/2014

p- & m- Xylenes	20.7		ug/L	20.0		103	80-126		3.98	30	
p-Isopropyltoluene	9.68		"	10.0		96.8	74-130		7.84	30	
sec-Butylbenzene	9.34		"	10.0		93.4	72-132		8.51	30	
Styrene	12.7		"	10.0		127	62-160		2.26	30	
tert-Butylbenzene	9.42		"	10.0		94.2	75-129		6.67	30	
Tetrachloroethylene	10.2		"	10.0		102	67-118		4.99	30	
Toluene	9.96		"	10.0		99.6	82-118		2.87	30	
trans-1,2-Dichloroethylene	9.97		"	10.0		99.7	76-119		3.64	30	
trans-1,3-Dichloropropylene	10.5		"	10.0		105	80-137		2.70	30	
Trichloroethylene	9.95		"	10.0		99.5	71-122		3.26	30	
Trichlorofluoromethane	9.06		"	10.0		90.6	67-130		8.46	30	
Vinyl Chloride	8.66		"	10.0		86.6	49-125		5.39	30	
<i>Surrogate: 1,2-Dichloroethane-d4</i>	<i>10.8</i>		<i>"</i>	<i>10.0</i>		<i>108</i>	<i>79-133</i>				
<i>Surrogate: p-Bromofluorobenzene</i>	<i>9.81</i>		<i>"</i>	<i>10.0</i>		<i>98.1</i>	<i>65-133</i>				
<i>Surrogate: Toluene-d8</i>	<i>9.86</i>		<i>"</i>	<i>10.0</i>		<i>98.6</i>	<i>80-123</i>				



Metals by ICP - Quality Control Data
York Analytical Laboratories, Inc.

Analyte	Result	Reporting Limit	Units	Spike Level	Source* Result	%REC	%REC Limits	Flag	RPD	RPD Limit	Flag
Batch BA40606 - EPA 3010A											
Blank (BA40606-BLK1)										Prepared & Analyzed: 01/17/2014	
Iron - Dissolved	ND	0.0200	mg/L								
Duplicate (BA40606-DUP1)										*Source sample: 14A0402-01 (WQ011414:1210NP2-10) Prepared & Analyzed: 01/17/2014	
Iron - Dissolved	0.0860	0.0200	mg/L		0.0862				0.193	20	
Matrix Spike (BA40606-MS1)										*Source sample: 14A0402-01 (WQ011414:1210NP2-10) Prepared & Analyzed: 01/17/2014	
Iron - Dissolved	1.13	0.0200	mg/L	1.00	0.0862	104	75-125				
Reference (BA40606-SRM1)										Prepared & Analyzed: 01/17/2014	
Iron - Dissolved	1.45	0.0200	mg/L	1.44		101	88.2-113				
Batch BA40607 - EPA 3010A											
Blank (BA40607-BLK1)										Prepared & Analyzed: 01/17/2014	
Iron	ND	0.0200	mg/L								
Duplicate (BA40607-DUP1)										*Source sample: 14A0402-01 (WQ011414:1210NP2-10) Prepared & Analyzed: 01/17/2014	
Iron	11.9	0.0200	mg/L		11.9				0.0262	20	
Matrix Spike (BA40607-MS1)										*Source sample: 14A0402-01 (WQ011414:1210NP2-10) Prepared & Analyzed: 01/17/2014	
Iron	12.8	0.0200	mg/L	1.00	11.9	92.5	75-125				
Reference (BA40607-SRM1)										Prepared & Analyzed: 01/17/2014	
Iron	1.44	0.0200	mg/L	1.44		100	88.2-113				



Miscellaneous Physical Parameters - Quality Control Data

York Analytical Laboratories, Inc.


Analyte	Result	Reporting Limit	Units	Spike Level	Source* Result	%REC	%REC Limits	Flag	RPD	RPD Limit	Flag
---------	--------	-----------------	-------	-------------	----------------	------	-------------	------	-----	-----------	------

Batch BA40640 - % Solids Prep

Blank (BA40640-BLK1)

Prepared: 01/20/2014 Analyzed: 01/21/2014

Total Dissolved Solids	ND	10.0	mg/L								
------------------------	----	------	------	--	--	--	--	--	--	--	--



Volatile Analysis Sample Containers

Lab ID	Client Sample ID	Volatile Sample Container
14A0400-01	WQ011414:1200NP2-6	40mL Clear Vial (pre-pres.) HCl; Cool to 4° C
14A0400-02	WQ011414:1205NP2-7	40mL Clear Vial (pre-pres.) HCl; Cool to 4° C
14A0402-01	WQ011414:1210NP2-10	40mL Clear Vial (pre-pres.) HCl; Cool to 4° C

Notes and Definitions

J Detected below the Reporting Limit but greater than or equal to the Method Detection Limit (MDL/LOD) or in the case of a TIC, the result is an estimated concentration.

ND Analyte NOT DETECTED at the stated Reporting Limit (RL) or above.

RL REPORTING LIMIT - the minimum reportable value based upon the lowest point in the analyte calibration curve.

MDL METHOD DETECTION LIMIT - the minimum concentration that can be measured and reported with a 99% confidence that the concentration is greater than zero. If requested or required, a value reported below the RL and above the MDL is considered estimated and is noted with a "J" flag.

NR Not reported

RPD Relative Percent Difference

Wet The data has been reported on an as-received (wet weight) basis

Low Bias Low Bias flag indicates that the recovery of the flagged analyte is below the laboratory or regulatory lower control limit. The data user should take note that this analyte may be biased low but should evaluate multiple lines of evidence including the LCS and site-specific MS/MSD data to draw bias conclusions. In cases where no site-specific MS/MSD was requested, only the LCS data can be used to evaluate such bias.

High Bias High Bias flag indicates that the recovery of the flagged analyte is above the laboratory or regulatory upper control limit. The data user should take note that this analyte may be biased high but should evaluate multiple lines of evidence including the LCS and site-specific MS/MSD data to draw bias conclusions. In cases where no site-specific MS/MSD was requested, only the LCS data can be used to evaluate such bias.

Non-Dir. Non-dir. flag (Non-Directional Bias) indicates that the Relative Percent Difference (RPD) (a measure of precision) among the MS and MSD data is outside the laboratory or regulatory control limit. This alerts the data user where the MS and MSD are from site-specific samples that the RPD is high due to either non-homogeneous distribution of target analyte between the MS/MSD or indicates poor reproducibility for other reasons.

If EPA SW-846 method 8270 is included herein it is noted that the target compound N-nitrosodiphenylamine (NDPA) decomposes in the gas chromatographic inlet and cannot be separated from diphenylamine (DPA). These results could actually represent 100% DPA, 100% NDPA or some combination of the two.

For this reason, York reports the combined result for n-nitrosodiphenylamine and diphenylamine for either of these compounds as a combined concentration as Diphenylamine.

If Total PCBs are detected and the target aroclors reported are "Not detected", the Total PCB value is reported due to the presence of either or both Aroclors 1262 and 1268 which are non-target aroclors for some regulatory lists.

2-chloroethylvinyl ether readily breaks down under acidic conditions. Samples that are acid preserved, including standards will exhibit breakdown. The data user should take note.

Certification for pH is no longer offered by NYDOH ELAP.

Semi-Volatile and Volatile analyses are reported down to the MDL, with values between the MDL and the RL being "J" flagged as estimated results.

Field Chain-of-Custody Record

NOTE: York's Std. Terms & Conditions are listed on the back side of this document. This document serves as your written authorization to York to proceed with the analyses requested and your signature binds you to York's Std. Terms & Conditions.


York Project No. 14A0400

YOUR INFORMATION Company: <u>LBG</u> Address: <u>4 Research Dr. Suite 301 Shelton, CT 06484</u> Phone No. <u>203-929-8555</u> Contact Person: <u>Tunde Sandor</u> E-Mail Address: <u>TSandor@LBGCT.com</u>		Report To: Company: <u>Same</u> Address: _____ Phone No. _____ Attention: _____ E-Mail Address: _____		Invoice To: Company: <u>Same</u> Address: _____ Phone No. _____ Attention: _____ E-Mail Address: _____		YOUR PROJECT ID <u>Roque Industries</u> Purchase Order No. <u>MAG-SAG</u> Samples from: CT <u>NY</u> X NJ		Turn-Around Time RUSH - Same Day <input type="checkbox"/> RUSH - Next Day <input type="checkbox"/> RUSH - Two Day <input type="checkbox"/> RUSH - Three Day <input type="checkbox"/> RUSH - Four Day <input type="checkbox"/> Standard (5-7 Days) <input checked="" type="checkbox"/>		Report Type Summary Report <u>X</u> pdf Summary w/ QA Summary <u>X</u> pdf CT RCP Package CTRCP DQ/DUE Pkg NY ASP A Package NY ASP B Package <u>NP2-100 only</u> pdf NJ DEP Red. Deliv. Electronic Data Deliverables (EDD) Simple Excel <u>X</u> NYS/DEC Equils EQUIS (std) EZ-EDD (EQUIS) NJ DEP SRP HazSite EDD GIS/KEY (std) Other _____ York Regulatory Comparison Excel Spreadsheet Compare to the following Reg. (please fill in): _____			
Matrix Codes S - soil Other - specify (oil, etc) WW - wastewater GW - groundwater DW - drinking water Air-A - ambient air Air-SV - soil vapor		Volatiles 8260 full 624 STARS list BTEX MIBX TCL list TAGM list CT RCP list Arom. only Halog. only App. IX list 8021B list		Semi-Volatiles 8270 or 625 STARS list BN Only Acids Only PAH list TAGM list CT RCP list TCLP list NDEP list App. IX Chloridane 608 Pest SFLP or TCLP		Metals RCRA8 PP13 list TAL CT15 list TAGM list NDEP list Total Dissolved SFLP or TCLP Inorg. Metals LIST Below Hg Ni Pb Cd Cr Mn Cu Zn Fe Al As Se Mo V Co Ni Pb Cd Cr Mn Cu Zn Fe Al As Se Mo V Co		Full Lists Pri. Poll. TCL Organs TAL MetCN Full TCLP Full App. IX Part 390 Metals Air TO15 Air STARS Air VPH Air TICs Methane Hydroc.		Misc. Comoxity Reactivity Ignitability Flash Point Sieve Anal. Heteromorphs Par 390 Metals TOX Par 390 Metals BTUlb. Par 390 Metals Aquatic Tox. NY CDEP Sewer TOC NY/DEC Cont. Asbestos TAGM Silica		Container Description(s) <u>3V 2P</u> <u>3V 2P</u> <u>3V 3P</u>	
Choose Analyses Needed from the Menu Above and Enter Below Fe by EPA 200.7/Fe, Dissolved by EPA 6010 (SW 846-6010B) / VOCs, P260 List (EPA SW 845-8260b) plus Fe con 113 Fe by EPA 200.7/Fe, Dissolved by EPA 6010 (SW 846-6010B) / VOCs P260 List (EPA SW 845-8260a) plus Fe con 113 / TDS (SH 2540 c)													
Sample Identification WQ011414-1200 NP2-6 WQ011414-1205 NP2-7 WQ011414-1210 NP2-10		Date Sampled 1/14/14 1200 1205 1210		Sample Matrix GW GW GW		Preservation 4°C _____ Frozen _____ HCl _____ MeOH _____ HNO ₃ _____ H ₂ O ₂ _____ NaOH _____ ZnAc _____ Ascorbic Acid _____ Other: _____		Temperature on Receipt 3.9 °C					
Comments		Samples Relinquished By: _____ Date/Time: _____ Samples Relinquished By: _____ Date/Time: _____		Samples Received By: _____ Date/Time: _____ Samples Received in LAB by: _____ Date/Time: _____		Special Instructions Field Filtered <input type="checkbox"/> Lab to Filter <input type="checkbox"/>		1400					

Print Clearly and Legibly. All Information must be complete. Samples will NOT be logged in and the turn-around time clock will not begin until any questions by York are resolved.

Samples Collected/Authorized By (Signature)

 STEPHEN HMAS
 Name (printed)



Technical Report

prepared for:

Leggette Brashears & Graham Shelton Office

4 Research Drive, Suite 301

Shelton CT, 06484

Attention: Tunde Komuves-Sandor

Report Date: 02/11/2014

Client Project ID: Rowe Industries

York Project (SDG) No.: 14B0010

CT Cert. No. PH-0723

New Jersey Cert. No. CT-005



New York Cert. No. 10854

PA Cert. No. 68-04440

Report Date: 02/11/2014
Client Project ID: Rowe Industries
York Project (SDG) No.: 14B0010

Leggette Brashears & Graham Shelton Office
4 Research Drive, Suite 301
Shelton CT, 06484
Attention: Tunde Komuves-Sandor

Purpose and Results

This report contains the analytical data for the sample(s) identified on the attached chain-of-custody received in our laboratory on February 03, 2014 and listed below. The project was identified as your project: **Rowe Industries**.

The analyses were conducted utilizing appropriate EPA, Standard Methods, and ASTM methods as detailed in the data summary tables.

All samples were received in proper condition meeting the customary acceptance requirements for environmental samples except those indicated under the Notes section of this report.

All analyses met the method and laboratory standard operating procedure requirements except as indicated by any data flags, the meaning of which are explained in the attachment to this report, and case narrative if applicable.

The results of the analyses, which are all reported on dry weight basis (soils) unless otherwise noted, are detailed in the following pages.

Please contact Client Services at 203.325.1371 with any questions regarding this report.

<u>York Sample ID</u>	<u>Client Sample ID</u>	<u>Matrix</u>	<u>Date Collected</u>	<u>Date Received</u>
14B0010-01	WQ012814:1400NP2-6	Water	01/28/2014	02/03/2014
14B0010-02	WQ012814:1405NP2-7	Water	01/28/2014	02/03/2014
14B0011-01	WQ012814:1410NP2-10	Water	01/28/2014	02/03/2014

General Notes for York Project (SDG) No.: 14B0010

1. The RLs and MDLs (Reporting Limit and Method Detection Limit respectively) reported are adjusted for any dilution necessary due to the levels of target and/or non-target analytes and matrix interference. The RL(REPORTING LIMIT) is based upon the lowest standard utilized for the calibration where applicable.
2. Samples are retained for a period of thirty days after submittal of report, unless other arrangements are made.
3. York's liability for the above data is limited to the dollar value paid to York for the referenced project.
4. This report shall not be reproduced without the written approval of York Analytical Laboratories, Inc.
5. All samples were received in proper condition for analysis with proper documentation, unless otherwise noted.
6. All analyses conducted met method or Laboratory SOP requirements. See the Qualifiers and/or Narrative sections for further information.
7. It is noted that no analyses reported herein were subcontracted to another laboratory, unless noted in the report.
8. This report reflects results that relate only to the samples submitted on the attached chain-of-custody form(s) received by York.

Approved By:



Benjamin Gulizia
Laboratory Director

Date: 02/11/2014





Sample Information

Client Sample ID: WQ012814:1400NP2-6

York Sample ID: 14B0010-01

York Project (SDG) No.
14B0010

Client Project ID
Rowe Industries

Matrix
Water

Collection Date/Time
January 28, 2014 2:00 pm

Date Received
02/03/2014

Volatile Organics, 8260 List - Low Level

Log-in Notes:

Sample Notes:

Sample Prepared by Method: EPA 5030B

CAS No.	Parameter	Result	Flag	Units	MDL	RL	Dilution	Reference Method	Date/Time Prepared	Date/Time Analyzed	Analyst
630-20-6	1,1,1,2-Tetrachloroethane	ND		ug/L	0.20	0.50	1	EPA 8260C	02/10/2014 09:00	02/10/2014 17:17	SS
71-55-6	1,1,1-Trichloroethane	ND		ug/L	0.20	0.50	1	EPA 8260C	02/10/2014 09:00	02/10/2014 17:17	SS
79-34-5	1,1,2,2-Tetrachloroethane	ND		ug/L	0.20	0.50	1	EPA 8260C	02/10/2014 09:00	02/10/2014 17:17	SS
76-13-1	1,1,2-Trichloro-1,2,2-trifluoroethane (Freon 113)	ND		ug/L	0.20	0.50	1	EPA 8260C	02/10/2014 09:00	02/10/2014 17:17	SS
79-00-5	1,1,2-Trichloroethane	ND		ug/L	0.20	0.50	1	EPA 8260C	02/10/2014 09:00	02/10/2014 17:17	SS
75-34-3	1,1-Dichloroethane	ND		ug/L	0.20	0.50	1	EPA 8260C	02/10/2014 09:00	02/10/2014 17:17	SS
75-35-4	1,1-Dichloroethylene	ND		ug/L	0.20	0.50	1	EPA 8260C	02/10/2014 09:00	02/10/2014 17:17	SS
563-58-6	1,1-Dichloropropylene	ND		ug/L	0.20	0.50	1	EPA 8260C	02/10/2014 09:00	02/10/2014 17:17	SS
87-61-6	1,2,3-Trichlorobenzene	ND		ug/L	0.20	0.50	1	EPA 8260C	02/10/2014 09:00	02/10/2014 17:17	SS
96-18-4	1,2,3-Trichloropropane	ND		ug/L	0.20	0.50	1	EPA 8260C	02/10/2014 09:00	02/10/2014 17:17	SS
120-82-1	1,2,4-Trichlorobenzene	ND		ug/L	0.20	0.50	1	EPA 8260C	02/10/2014 09:00	02/10/2014 17:17	SS
95-63-6	1,2,4-Trimethylbenzene	ND		ug/L	0.20	0.50	1	EPA 8260C	02/10/2014 09:00	02/10/2014 17:17	SS
96-12-8	1,2-Dibromo-3-chloropropane	ND		ug/L	0.20	0.50	1	EPA 8260C	02/10/2014 09:00	02/10/2014 17:17	SS
106-93-4	1,2-Dibromoethane	ND		ug/L	0.20	0.50	1	EPA 8260C	02/10/2014 09:00	02/10/2014 17:17	SS
95-50-1	1,2-Dichlorobenzene	ND		ug/L	0.20	0.50	1	EPA 8260C	02/10/2014 09:00	02/10/2014 17:17	SS
107-06-2	1,2-Dichloroethane	ND		ug/L	0.20	0.50	1	EPA 8260C	02/10/2014 09:00	02/10/2014 17:17	SS
78-87-5	1,2-Dichloropropane	ND		ug/L	0.20	0.50	1	EPA 8260C	02/10/2014 09:00	02/10/2014 17:17	SS
108-67-8	1,3,5-Trimethylbenzene	ND		ug/L	0.20	0.50	1	EPA 8260C	02/10/2014 09:00	02/10/2014 17:17	SS
541-73-1	1,3-Dichlorobenzene	ND		ug/L	0.20	0.50	1	EPA 8260C	02/10/2014 09:00	02/10/2014 17:17	SS
142-28-9	1,3-Dichloropropane	ND		ug/L	0.20	0.50	1	EPA 8260C	02/10/2014 09:00	02/10/2014 17:17	SS
106-46-7	1,4-Dichlorobenzene	ND		ug/L	0.20	0.50	1	EPA 8260C	02/10/2014 09:00	02/10/2014 17:17	SS
594-20-7	2,2-Dichloropropane	ND		ug/L	0.20	0.50	1	EPA 8260C	02/10/2014 09:00	02/10/2014 17:17	SS
95-49-8	2-Chlorotoluene	ND		ug/L	0.20	0.50	1	EPA 8260C	02/10/2014 09:00	02/10/2014 17:17	SS
591-78-6	2-Hexanone	ND		ug/L	0.20	0.50	1	EPA 8260C	02/10/2014 09:00	02/10/2014 17:17	SS
106-43-4	4-Chlorotoluene	ND		ug/L	0.20	0.50	1	EPA 8260C	02/10/2014 09:00	02/10/2014 17:17	SS
67-64-1	Acetone	ND		ug/L	1.0	2.0	1	EPA 8260C	02/10/2014 09:00	02/10/2014 17:17	SS
71-43-2	Benzene	ND		ug/L	0.20	0.50	1	EPA 8260C	02/10/2014 09:00	02/10/2014 17:17	SS
108-86-1	Bromobenzene	ND		ug/L	0.20	0.50	1	EPA 8260C	02/10/2014 09:00	02/10/2014 17:17	SS
74-97-5	Bromochloromethane	ND		ug/L	0.20	0.50	1	EPA 8260C	02/10/2014 09:00	02/10/2014 17:17	SS
75-27-4	Bromodichloromethane	ND		ug/L	0.20	0.50	1	EPA 8260C	02/10/2014 09:00	02/10/2014 17:17	SS



Sample Information

Client Sample ID: WQ012814:1400NP2-6

York Sample ID: 14B0010-01

York Project (SDG) No.

Client Project ID

Matrix

Collection Date/Time

Date Received

14B0010

Rowe Industries

Water

January 28, 2014 2:00 pm

02/03/2014

Volatile Organics, 8260 List - Low Level

Log-in Notes:

Sample Notes:

Sample Prepared by Method: EPA 5030B

CAS No.	Parameter	Result	Flag	Units	MDL	RL	Dilution	Reference Method	Date/Time Prepared	Date/Time Analyzed	Analyst
75-25-2	Bromoform	ND		ug/L	0.20	0.50	1	EPA 8260C	02/10/2014 09:00	02/10/2014 17:17	SS
74-83-9	Bromomethane	ND		ug/L	0.20	0.50	1	EPA 8260C	02/10/2014 09:00	02/10/2014 17:17	SS
56-23-5	Carbon tetrachloride	ND		ug/L	0.20	0.50	1	EPA 8260C	02/10/2014 09:00	02/10/2014 17:17	SS
108-90-7	Chlorobenzene	ND		ug/L	0.20	0.50	1	EPA 8260C	02/10/2014 09:00	02/10/2014 17:17	SS
75-00-3	Chloroethane	ND		ug/L	0.20	0.50	1	EPA 8260C	02/10/2014 09:00	02/10/2014 17:17	SS
67-66-3	Chloroform	ND		ug/L	0.20	0.50	1	EPA 8260C	02/10/2014 09:00	02/10/2014 17:17	SS
74-87-3	Chloromethane	ND		ug/L	0.20	0.50	1	EPA 8260C	02/10/2014 09:00	02/10/2014 17:17	SS
156-59-2	cis-1,2-Dichloroethylene	1.0		ug/L	0.20	0.50	1	EPA 8260C	02/10/2014 09:00	02/10/2014 17:17	SS
10061-01-5	cis-1,3-Dichloropropylene	ND		ug/L	0.20	0.50	1	EPA 8260C	02/10/2014 09:00	02/10/2014 17:17	SS
124-48-1	Dibromochloromethane	ND		ug/L	0.20	0.50	1	EPA 8260C	02/10/2014 09:00	02/10/2014 17:17	SS
74-95-3	Dibromomethane	ND		ug/L	0.20	0.50	1	EPA 8260C	02/10/2014 09:00	02/10/2014 17:17	SS
75-71-8	Dichlorodifluoromethane	ND		ug/L	0.20	0.50	1	EPA 8260C	02/10/2014 09:00	02/10/2014 17:17	SS
100-41-4	Ethyl Benzene	ND		ug/L	0.20	0.50	1	EPA 8260C	02/10/2014 09:00	02/10/2014 17:17	SS
87-68-3	Hexachlorobutadiene	ND		ug/L	0.20	0.50	1	EPA 8260C	02/10/2014 09:00	02/10/2014 17:17	SS
98-82-8	Isopropylbenzene	ND		ug/L	0.20	0.50	1	EPA 8260C	02/10/2014 09:00	02/10/2014 17:17	SS
1634-04-4	Methyl tert-butyl ether (MTBE)	ND		ug/L	0.20	0.50	1	EPA 8260C	02/10/2014 09:00	02/10/2014 17:17	SS
75-09-2	Methylene chloride	ND		ug/L	1.0	2.0	1	EPA 8260C	02/10/2014 09:00	02/10/2014 17:17	SS
91-20-3	Naphthalene	ND		ug/L	1.0	2.0	1	EPA 8260C	02/10/2014 09:00	02/10/2014 17:17	SS
104-51-8	n-Butylbenzene	ND		ug/L	0.20	0.50	1	EPA 8260C	02/10/2014 09:00	02/10/2014 17:17	SS
103-65-1	n-Propylbenzene	ND		ug/L	0.20	0.50	1	EPA 8260C	02/10/2014 09:00	02/10/2014 17:17	SS
95-47-6	o-Xylene	ND		ug/L	0.20	0.50	1	EPA 8260C	02/10/2014 09:00	02/10/2014 17:17	SS
179601-23-1	p- & m- Xylenes	ND		ug/L	0.50	1.0	1	EPA 8260C	02/10/2014 09:00	02/10/2014 17:17	SS
99-87-6	p-Isopropyltoluene	ND		ug/L	0.20	0.50	1	EPA 8260C	02/10/2014 09:00	02/10/2014 17:17	SS
135-98-8	sec-Butylbenzene	ND		ug/L	0.20	0.50	1	EPA 8260C	02/10/2014 09:00	02/10/2014 17:17	SS
100-42-5	Styrene	ND		ug/L	0.20	0.50	1	EPA 8260C	02/10/2014 09:00	02/10/2014 17:17	SS
98-06-6	tert-Butylbenzene	ND		ug/L	0.20	0.50	1	EPA 8260C	02/10/2014 09:00	02/10/2014 17:17	SS
127-18-4	Tetrachloroethylene	3.4		ug/L	0.20	0.50	1	EPA 8260C	02/10/2014 09:00	02/10/2014 17:17	SS
108-88-3	Toluene	ND		ug/L	0.20	0.50	1	EPA 8260C	02/10/2014 09:00	02/10/2014 17:17	SS
156-60-5	trans-1,2-Dichloroethylene	ND		ug/L	0.20	0.50	1	EPA 8260C	02/10/2014 09:00	02/10/2014 17:17	SS
10061-02-6	trans-1,3-Dichloropropylene	ND		ug/L	0.20	0.50	1	EPA 8260C	02/10/2014 09:00	02/10/2014 17:17	SS
79-01-6	Trichloroethylene	ND		ug/L	0.20	0.50	1	EPA 8260C	02/10/2014 09:00	02/10/2014 17:17	SS



Sample Information

Client Sample ID: WQ012814:1400NP2-6

York Sample ID: 14B0010-01

York Project (SDG) No.

Client Project ID

Matrix

Collection Date/Time

Date Received

14B0010

Rowe Industries

Water

January 28, 2014 2:00 pm

02/03/2014

Volatile Organics, 8260 List - Low Level

Log-in Notes:

Sample Notes:

Sample Prepared by Method: EPA 5030B

CAS No.	Parameter	Result	Flag	Units	MDL	RL	Dilution	Reference Method	Date/Time Prepared	Date/Time Analyzed	Analyst
75-69-4	Trichlorofluoromethane	ND		ug/L	0.20	0.50	1	EPA 8260C	02/10/2014 09:00	02/10/2014 17:17	SS
75-01-4	Vinyl Chloride	ND		ug/L	0.50	0.50	1	EPA 8260C	02/10/2014 09:00	02/10/2014 17:17	SS
1330-20-7	Xylenes, Total	ND		ug/L	0.60	1.5	1	EPA 8260C	02/10/2014 09:00	02/10/2014 17:17	SS
Surrogate Recoveries		Result			Acceptance Range						
17060-07-0	Surrogate: 1,2-Dichloroethane-d4	99.9 %			79-133						
460-00-4	Surrogate: p-Bromofluorobenzene	101 %			65-133						
2037-26-5	Surrogate: Toluene-d8	102 %			80-123						

Iron by EPA 200.7

Log-in Notes:

Sample Notes:

Sample Prepared by Method: EPA 3010A

CAS No.	Parameter	Result	Flag	Units	MDL	RL	Dilution	Reference Method	Date/Time Prepared	Date/Time Analyzed	Analyst
7439-89-6	Iron	55.2		mg/L	0.0146	0.0200	1	EPA 200.7	02/04/2014 14:34	02/04/2014 17:12	MW

Iron, Dissolved by EPA 6010

Log-in Notes:

Sample Notes:

Sample Prepared by Method: EPA 3010A

CAS No.	Parameter	Result	Flag	Units	MDL	RL	Dilution	Reference Method	Date/Time Prepared	Date/Time Analyzed	Analyst
7439-89-6	Iron	0.0354		mg/L	0.0200	0.0200	1	EPA 6010C	02/04/2014 14:32	02/04/2014 15:58	MW

Sample Information

Client Sample ID: WQ012814:1405NP2-7

York Sample ID: 14B0010-02

York Project (SDG) No.

Client Project ID

Matrix

Collection Date/Time

Date Received

14B0010

Rowe Industries

Water

January 28, 2014 2:05 pm

02/03/2014

Volatile Organics, 8260 List - Low Level

Log-in Notes:

Sample Notes:

Sample Prepared by Method: EPA 5030B

CAS No.	Parameter	Result	Flag	Units	MDL	RL	Dilution	Reference Method	Date/Time Prepared	Date/Time Analyzed	Analyst
630-20-6	1,1,1,2-Tetrachloroethane	ND		ug/L	0.20	0.50	1	EPA 8260C	02/10/2014 09:00	02/10/2014 17:46	SS
71-55-6	1,1,1-Trichloroethane	ND		ug/L	0.20	0.50	1	EPA 8260C	02/10/2014 09:00	02/10/2014 17:46	SS
79-34-5	1,1,2,2-Tetrachloroethane	ND		ug/L	0.20	0.50	1	EPA 8260C	02/10/2014 09:00	02/10/2014 17:46	SS
76-13-1	1,1,2-Trichloro-1,2,2-trifluoroethane (Freon 113)	ND		ug/L	0.20	0.50	1	EPA 8260C	02/10/2014 09:00	02/10/2014 17:46	SS
79-00-5	1,1,2-Trichloroethane	ND		ug/L	0.20	0.50	1	EPA 8260C	02/10/2014 09:00	02/10/2014 17:46	SS
75-34-3	1,1-Dichloroethane	ND		ug/L	0.20	0.50	1	EPA 8260C	02/10/2014 09:00	02/10/2014 17:46	SS



Sample Information

Client Sample ID: WQ012814:1405NP2-7

York Sample ID: 14B0010-02

York Project (SDG) No.

Client Project ID

Matrix

Collection Date/Time

Date Received

14B0010

Rowe Industries

Water

January 28, 2014 2:05 pm

02/03/2014

Volatile Organics, 8260 List - Low Level

Log-in Notes:

Sample Notes:

Sample Prepared by Method: EPA 5030B

CAS No.	Parameter	Result	Flag	Units	MDL	RL	Dilution	Reference Method	Date/Time Prepared	Date/Time Analyzed	Analyst
75-35-4	1,1-Dichloroethylene	ND		ug/L	0.20	0.50	1	EPA 8260C	02/10/2014 09:00	02/10/2014 17:46	SS
563-58-6	1,1-Dichloropropylene	ND		ug/L	0.20	0.50	1	EPA 8260C	02/10/2014 09:00	02/10/2014 17:46	SS
87-61-6	1,2,3-Trichlorobenzene	ND		ug/L	0.20	0.50	1	EPA 8260C	02/10/2014 09:00	02/10/2014 17:46	SS
96-18-4	1,2,3-Trichloropropane	ND		ug/L	0.20	0.50	1	EPA 8260C	02/10/2014 09:00	02/10/2014 17:46	SS
120-82-1	1,2,4-Trichlorobenzene	ND		ug/L	0.20	0.50	1	EPA 8260C	02/10/2014 09:00	02/10/2014 17:46	SS
95-63-6	1,2,4-Trimethylbenzene	ND		ug/L	0.20	0.50	1	EPA 8260C	02/10/2014 09:00	02/10/2014 17:46	SS
96-12-8	1,2-Dibromo-3-chloropropane	ND		ug/L	0.20	0.50	1	EPA 8260C	02/10/2014 09:00	02/10/2014 17:46	SS
106-93-4	1,2-Dibromoethane	ND		ug/L	0.20	0.50	1	EPA 8260C	02/10/2014 09:00	02/10/2014 17:46	SS
95-50-1	1,2-Dichlorobenzene	ND		ug/L	0.20	0.50	1	EPA 8260C	02/10/2014 09:00	02/10/2014 17:46	SS
107-06-2	1,2-Dichloroethane	ND		ug/L	0.20	0.50	1	EPA 8260C	02/10/2014 09:00	02/10/2014 17:46	SS
78-87-5	1,2-Dichloropropane	ND		ug/L	0.20	0.50	1	EPA 8260C	02/10/2014 09:00	02/10/2014 17:46	SS
108-67-8	1,3,5-Trimethylbenzene	ND		ug/L	0.20	0.50	1	EPA 8260C	02/10/2014 09:00	02/10/2014 17:46	SS
541-73-1	1,3-Dichlorobenzene	ND		ug/L	0.20	0.50	1	EPA 8260C	02/10/2014 09:00	02/10/2014 17:46	SS
142-28-9	1,3-Dichloropropane	ND		ug/L	0.20	0.50	1	EPA 8260C	02/10/2014 09:00	02/10/2014 17:46	SS
106-46-7	1,4-Dichlorobenzene	ND		ug/L	0.20	0.50	1	EPA 8260C	02/10/2014 09:00	02/10/2014 17:46	SS
594-20-7	2,2-Dichloropropane	ND		ug/L	0.20	0.50	1	EPA 8260C	02/10/2014 09:00	02/10/2014 17:46	SS
95-49-8	2-Chlorotoluene	ND		ug/L	0.20	0.50	1	EPA 8260C	02/10/2014 09:00	02/10/2014 17:46	SS
591-78-6	2-Hexanone	ND		ug/L	0.20	0.50	1	EPA 8260C	02/10/2014 09:00	02/10/2014 17:46	SS
106-43-4	4-Chlorotoluene	ND		ug/L	0.20	0.50	1	EPA 8260C	02/10/2014 09:00	02/10/2014 17:46	SS
67-64-1	Acetone	ND		ug/L	1.0	2.0	1	EPA 8260C	02/10/2014 09:00	02/10/2014 17:46	SS
71-43-2	Benzene	ND		ug/L	0.20	0.50	1	EPA 8260C	02/10/2014 09:00	02/10/2014 17:46	SS
108-86-1	Bromobenzene	ND		ug/L	0.20	0.50	1	EPA 8260C	02/10/2014 09:00	02/10/2014 17:46	SS
74-97-5	Bromochloromethane	ND		ug/L	0.20	0.50	1	EPA 8260C	02/10/2014 09:00	02/10/2014 17:46	SS
75-27-4	Bromodichloromethane	ND		ug/L	0.20	0.50	1	EPA 8260C	02/10/2014 09:00	02/10/2014 17:46	SS
75-25-2	Bromoform	ND		ug/L	0.20	0.50	1	EPA 8260C	02/10/2014 09:00	02/10/2014 17:46	SS
74-83-9	Bromomethane	ND		ug/L	0.20	0.50	1	EPA 8260C	02/10/2014 09:00	02/10/2014 17:46	SS
56-23-5	Carbon tetrachloride	ND		ug/L	0.20	0.50	1	EPA 8260C	02/10/2014 09:00	02/10/2014 17:46	SS
108-90-7	Chlorobenzene	ND		ug/L	0.20	0.50	1	EPA 8260C	02/10/2014 09:00	02/10/2014 17:46	SS
75-00-3	Chloroethane	ND		ug/L	0.20	0.50	1	EPA 8260C	02/10/2014 09:00	02/10/2014 17:46	SS
67-66-3	Chloroform	ND		ug/L	0.20	0.50	1	EPA 8260C	02/10/2014 09:00	02/10/2014 17:46	SS
74-87-3	Chloromethane	ND		ug/L	0.20	0.50	1	EPA 8260C	02/10/2014 09:00	02/10/2014 17:46	SS



Sample Information

Client Sample ID: WQ012814:1405NP2-7

York Sample ID: 14B0010-02

York Project (SDG) No.

Client Project ID

Matrix

Collection Date/Time

Date Received

14B0010

Rowe Industries

Water

January 28, 2014 2:05 pm

02/03/2014

Volatile Organics, 8260 List - Low Level

Log-in Notes:

Sample Notes:

Sample Prepared by Method: EPA 5030B

CAS No.	Parameter	Result	Flag	Units	MDL	RL	Dilution	Reference Method	Date/Time Prepared	Date/Time Analyzed	Analyst
156-59-2	cis-1,2-Dichloroethylene	ND		ug/L	0.20	0.50	1	EPA 8260C	02/10/2014 09:00	02/10/2014 17:46	SS
10061-01-5	cis-1,3-Dichloropropylene	ND		ug/L	0.20	0.50	1	EPA 8260C	02/10/2014 09:00	02/10/2014 17:46	SS
124-48-1	Dibromochloromethane	ND		ug/L	0.20	0.50	1	EPA 8260C	02/10/2014 09:00	02/10/2014 17:46	SS
74-95-3	Dibromomethane	ND		ug/L	0.20	0.50	1	EPA 8260C	02/10/2014 09:00	02/10/2014 17:46	SS
75-71-8	Dichlorodifluoromethane	ND		ug/L	0.20	0.50	1	EPA 8260C	02/10/2014 09:00	02/10/2014 17:46	SS
100-41-4	Ethyl Benzene	ND		ug/L	0.20	0.50	1	EPA 8260C	02/10/2014 09:00	02/10/2014 17:46	SS
87-68-3	Hexachlorobutadiene	ND		ug/L	0.20	0.50	1	EPA 8260C	02/10/2014 09:00	02/10/2014 17:46	SS
98-82-8	Isopropylbenzene	ND		ug/L	0.20	0.50	1	EPA 8260C	02/10/2014 09:00	02/10/2014 17:46	SS
1634-04-4	Methyl tert-butyl ether (MTBE)	ND		ug/L	0.20	0.50	1	EPA 8260C	02/10/2014 09:00	02/10/2014 17:46	SS
75-09-2	Methylene chloride	ND		ug/L	1.0	2.0	1	EPA 8260C	02/10/2014 09:00	02/10/2014 17:46	SS
91-20-3	Naphthalene	ND		ug/L	1.0	2.0	1	EPA 8260C	02/10/2014 09:00	02/10/2014 17:46	SS
104-51-8	n-Butylbenzene	ND		ug/L	0.20	0.50	1	EPA 8260C	02/10/2014 09:00	02/10/2014 17:46	SS
103-65-1	n-Propylbenzene	ND		ug/L	0.20	0.50	1	EPA 8260C	02/10/2014 09:00	02/10/2014 17:46	SS
95-47-6	o-Xylene	ND		ug/L	0.20	0.50	1	EPA 8260C	02/10/2014 09:00	02/10/2014 17:46	SS
179601-23-1	p- & m- Xylenes	ND		ug/L	0.50	1.0	1	EPA 8260C	02/10/2014 09:00	02/10/2014 17:46	SS
99-87-6	p-Isopropyltoluene	ND		ug/L	0.20	0.50	1	EPA 8260C	02/10/2014 09:00	02/10/2014 17:46	SS
135-98-8	sec-Butylbenzene	ND		ug/L	0.20	0.50	1	EPA 8260C	02/10/2014 09:00	02/10/2014 17:46	SS
100-42-5	Styrene	ND		ug/L	0.20	0.50	1	EPA 8260C	02/10/2014 09:00	02/10/2014 17:46	SS
98-06-6	tert-Butylbenzene	ND		ug/L	0.20	0.50	1	EPA 8260C	02/10/2014 09:00	02/10/2014 17:46	SS
127-18-4	Tetrachloroethylene	ND		ug/L	0.20	0.50	1	EPA 8260C	02/10/2014 09:00	02/10/2014 17:46	SS
108-88-3	Toluene	ND		ug/L	0.20	0.50	1	EPA 8260C	02/10/2014 09:00	02/10/2014 17:46	SS
156-60-5	trans-1,2-Dichloroethylene	ND		ug/L	0.20	0.50	1	EPA 8260C	02/10/2014 09:00	02/10/2014 17:46	SS
10061-02-6	trans-1,3-Dichloropropylene	ND		ug/L	0.20	0.50	1	EPA 8260C	02/10/2014 09:00	02/10/2014 17:46	SS
79-01-6	Trichloroethylene	ND		ug/L	0.20	0.50	1	EPA 8260C	02/10/2014 09:00	02/10/2014 17:46	SS
75-69-4	Trichlorofluoromethane	ND		ug/L	0.20	0.50	1	EPA 8260C	02/10/2014 09:00	02/10/2014 17:46	SS
75-01-4	Vinyl Chloride	ND		ug/L	0.50	0.50	1	EPA 8260C	02/10/2014 09:00	02/10/2014 17:46	SS
1330-20-7	Xylenes, Total	ND		ug/L	0.60	1.5	1	EPA 8260C	02/10/2014 09:00	02/10/2014 17:46	SS
	Surrogate Recoveries	Result			Acceptance Range						
17060-07-0	Surrogate: 1,2-Dichloroethane-d4	99.9 %			79-133						
460-00-4	Surrogate: p-Bromofluorobenzene	100 %			65-133						
2037-26-5	Surrogate: Toluene-d8	101 %			80-123						



Sample Information

Client Sample ID: WQ012814:1405NP2-7

York Sample ID: 14B0010-02

York Project (SDG) No.

Client Project ID

Matrix

Collection Date/Time

Date Received

14B0010

Rowe Industries

Water

January 28, 2014 2:05 pm

02/03/2014

Iron by EPA 200.7

Log-in Notes:

Sample Notes:

Sample Prepared by Method: EPA 3010A

CAS No.	Parameter	Result	Flag	Units	MDL	RL	Dilution	Reference Method	Date/Time Prepared	Date/Time Analyzed	Analyst
7439-89-6	Iron	23.3		mg/L	0.0146	0.0200	1	EPA 200.7	02/04/2014 14:34	02/04/2014 17:17	MW

Iron, Dissolved by EPA 6010

Log-in Notes:

Sample Notes:

Sample Prepared by Method: EPA 3010A

CAS No.	Parameter	Result	Flag	Units	MDL	RL	Dilution	Reference Method	Date/Time Prepared	Date/Time Analyzed	Analyst
7439-89-6	Iron	0.0374		mg/L	0.0200	0.0200	1	EPA 6010C	02/04/2014 14:32	02/04/2014 16:03	MW

Sample Information

Client Sample ID: WQ012814:1410NP2-10

York Sample ID: 14B0011-01

York Project (SDG) No.

Client Project ID

Matrix

Collection Date/Time

Date Received

14B0011

Rowe Industries

Water

January 28, 2014 2:10 pm

02/03/2014

Volatile Organics, 8260 List - Low Level

Log-in Notes:

Sample Notes:

Sample Prepared by Method: EPA 5030B

CAS No.	Parameter	Result	Flag	Units	MDL	RL	Dilution	Reference Method	Date/Time Prepared	Date/Time Analyzed	Analyst
630-20-6	1,1,1,2-Tetrachloroethane	ND		ug/L	0.20	0.50	1	EPA 8260C	02/11/2014 09:22	02/11/2014 12:14	BK
71-55-6	1,1,1-Trichloroethane	ND		ug/L	0.20	0.50	1	EPA 8260C	02/11/2014 09:22	02/11/2014 12:14	BK
79-34-5	1,1,2,2-Tetrachloroethane	ND		ug/L	0.20	0.50	1	EPA 8260C	02/11/2014 09:22	02/11/2014 12:14	BK
76-13-1	1,1,2-Trichloro-1,2,2-trifluoroethane (Freon 113)	ND		ug/L	0.20	0.50	1	EPA 8260C	02/11/2014 09:22	02/11/2014 12:14	BK
79-00-5	1,1,2-Trichloroethane	ND		ug/L	0.20	0.50	1	EPA 8260C	02/11/2014 09:22	02/11/2014 12:14	BK
75-34-3	1,1-Dichloroethane	ND		ug/L	0.20	0.50	1	EPA 8260C	02/11/2014 09:22	02/11/2014 12:14	BK
75-35-4	1,1-Dichloroethylene	ND		ug/L	0.20	0.50	1	EPA 8260C	02/11/2014 09:22	02/11/2014 12:14	BK
563-58-6	1,1-Dichloropropylene	ND		ug/L	0.20	0.50	1	EPA 8260C	02/11/2014 09:22	02/11/2014 12:14	BK
87-61-6	1,2,3-Trichlorobenzene	ND		ug/L	0.20	0.50	1	EPA 8260C	02/11/2014 09:22	02/11/2014 12:14	BK
96-18-4	1,2,3-Trichloropropane	ND		ug/L	0.20	0.50	1	EPA 8260C	02/11/2014 09:22	02/11/2014 12:14	BK
120-82-1	1,2,4-Trichlorobenzene	ND		ug/L	0.20	0.50	1	EPA 8260C	02/11/2014 09:22	02/11/2014 12:14	BK
95-63-6	1,2,4-Trimethylbenzene	ND		ug/L	0.20	0.50	1	EPA 8260C	02/11/2014 09:22	02/11/2014 12:14	BK
96-12-8	1,2-Dibromo-3-chloropropane	ND		ug/L	0.20	0.50	1	EPA 8260C	02/11/2014 09:22	02/11/2014 12:14	BK
106-93-4	1,2-Dibromoethane	ND		ug/L	0.20	0.50	1	EPA 8260C	02/11/2014 09:22	02/11/2014 12:14	BK
95-50-1	1,2-Dichlorobenzene	ND		ug/L	0.20	0.50	1	EPA 8260C	02/11/2014 09:22	02/11/2014 12:14	BK



Sample Information

Client Sample ID: WQ012814:1410NP2-10

York Sample ID: 14B0011-01

York Project (SDG) No.

Client Project ID

Matrix

Collection Date/Time

Date Received

14B0011

Rowe Industries

Water

January 28, 2014 2:10 pm

02/03/2014

Volatile Organics, 8260 List - Low Level

Log-in Notes:

Sample Notes:

Sample Prepared by Method: EPA 5030B

CAS No.	Parameter	Result	Flag	Units	MDL	RL	Dilution	Reference Method	Date/Time Prepared	Date/Time Analyzed	Analyst
107-06-2	1,2-Dichloroethane	ND		ug/L	0.20	0.50	1	EPA 8260C	02/11/2014 09:22	02/11/2014 12:14	BK
78-87-5	1,2-Dichloropropane	ND		ug/L	0.20	0.50	1	EPA 8260C	02/11/2014 09:22	02/11/2014 12:14	BK
108-67-8	1,3,5-Trimethylbenzene	ND		ug/L	0.20	0.50	1	EPA 8260C	02/11/2014 09:22	02/11/2014 12:14	BK
541-73-1	1,3-Dichlorobenzene	ND		ug/L	0.20	0.50	1	EPA 8260C	02/11/2014 09:22	02/11/2014 12:14	BK
142-28-9	1,3-Dichloropropane	ND		ug/L	0.20	0.50	1	EPA 8260C	02/11/2014 09:22	02/11/2014 12:14	BK
106-46-7	1,4-Dichlorobenzene	ND		ug/L	0.20	0.50	1	EPA 8260C	02/11/2014 09:22	02/11/2014 12:14	BK
594-20-7	2,2-Dichloropropane	ND		ug/L	0.20	0.50	1	EPA 8260C	02/11/2014 09:22	02/11/2014 12:14	BK
95-49-8	2-Chlorotoluene	ND		ug/L	0.20	0.50	1	EPA 8260C	02/11/2014 09:22	02/11/2014 12:14	BK
591-78-6	2-Hexanone	ND		ug/L	0.20	0.50	1	EPA 8260C	02/11/2014 09:22	02/11/2014 12:14	BK
106-43-4	4-Chlorotoluene	ND		ug/L	0.20	0.50	1	EPA 8260C	02/11/2014 09:22	02/11/2014 12:14	BK
67-64-1	Acetone	ND		ug/L	1.0	2.0	1	EPA 8260C	02/11/2014 09:22	02/11/2014 12:14	BK
71-43-2	Benzene	ND		ug/L	0.20	0.50	1	EPA 8260C	02/11/2014 09:22	02/11/2014 12:14	BK
108-86-1	Bromobenzene	ND		ug/L	0.20	0.50	1	EPA 8260C	02/11/2014 09:22	02/11/2014 12:14	BK
74-97-5	Bromochloromethane	ND		ug/L	0.20	0.50	1	EPA 8260C	02/11/2014 09:22	02/11/2014 12:14	BK
75-27-4	Bromodichloromethane	ND		ug/L	0.20	0.50	1	EPA 8260C	02/11/2014 09:22	02/11/2014 12:14	BK
75-25-2	Bromoform	ND		ug/L	0.20	0.50	1	EPA 8260C	02/11/2014 09:22	02/11/2014 12:14	BK
74-83-9	Bromomethane	ND		ug/L	0.20	0.50	1	EPA 8260C	02/11/2014 09:22	02/11/2014 12:14	BK
56-23-5	Carbon tetrachloride	ND		ug/L	0.20	0.50	1	EPA 8260C	02/11/2014 09:22	02/11/2014 12:14	BK
108-90-7	Chlorobenzene	ND		ug/L	0.20	0.50	1	EPA 8260C	02/11/2014 09:22	02/11/2014 12:14	BK
75-00-3	Chloroethane	ND		ug/L	0.20	0.50	1	EPA 8260C	02/11/2014 09:22	02/11/2014 12:14	BK
67-66-3	Chloroform	ND		ug/L	0.20	0.50	1	EPA 8260C	02/11/2014 09:22	02/11/2014 12:14	BK
74-87-3	Chloromethane	ND		ug/L	0.20	0.50	1	EPA 8260C	02/11/2014 09:22	02/11/2014 12:14	BK
156-59-2	cis-1,2-Dichloroethylene	ND		ug/L	0.20	0.50	1	EPA 8260C	02/11/2014 09:22	02/11/2014 12:14	BK
10061-01-5	cis-1,3-Dichloropropylene	ND		ug/L	0.20	0.50	1	EPA 8260C	02/11/2014 09:22	02/11/2014 12:14	BK
124-48-1	Dibromochloromethane	ND		ug/L	0.20	0.50	1	EPA 8260C	02/11/2014 09:22	02/11/2014 12:14	BK
74-95-3	Dibromomethane	ND		ug/L	0.20	0.50	1	EPA 8260C	02/11/2014 09:22	02/11/2014 12:14	BK
75-71-8	Dichlorodifluoromethane	ND		ug/L	0.20	0.50	1	EPA 8260C	02/11/2014 09:22	02/11/2014 12:14	BK
100-41-4	Ethyl Benzene	ND		ug/L	0.20	0.50	1	EPA 8260C	02/11/2014 09:22	02/11/2014 12:14	BK
87-68-3	Hexachlorobutadiene	ND		ug/L	0.20	0.50	1	EPA 8260C	02/11/2014 09:22	02/11/2014 12:14	BK
98-82-8	Isopropylbenzene	ND		ug/L	0.20	0.50	1	EPA 8260C	02/11/2014 09:22	02/11/2014 12:14	BK
1634-04-4	Methyl tert-butyl ether (MTBE)	ND		ug/L	0.20	0.50	1	EPA 8260C	02/11/2014 09:22	02/11/2014 12:14	BK



Sample Information

Client Sample ID: WQ012814:1410NP2-10

York Sample ID: 14B0011-01

York Project (SDG) No.

Client Project ID

Matrix

Collection Date/Time

Date Received

14B0011

Rowe Industries

Water

January 28, 2014 2:10 pm

02/03/2014

Volatile Organics, 8260 List - Low Level

Log-in Notes:

Sample Notes:

Sample Prepared by Method: EPA 5030B

CAS No.	Parameter	Result	Flag	Units	MDL	RL	Dilution	Reference Method	Date/Time Prepared	Date/Time Analyzed	Analyst
75-09-2	Methylene chloride	ND		ug/L	1.0	2.0	1	EPA 8260C	02/11/2014 09:22	02/11/2014 12:14	BK
91-20-3	Naphthalene	ND		ug/L	1.0	2.0	1	EPA 8260C	02/11/2014 09:22	02/11/2014 12:14	BK
104-51-8	n-Butylbenzene	ND		ug/L	0.20	0.50	1	EPA 8260C	02/11/2014 09:22	02/11/2014 12:14	BK
103-65-1	n-Propylbenzene	ND		ug/L	0.20	0.50	1	EPA 8260C	02/11/2014 09:22	02/11/2014 12:14	BK
95-47-6	o-Xylene	ND		ug/L	0.20	0.50	1	EPA 8260C	02/11/2014 09:22	02/11/2014 12:14	BK
179601-23-1	p- & m- Xylenes	ND		ug/L	0.50	1.0	1	EPA 8260C	02/11/2014 09:22	02/11/2014 12:14	BK
99-87-6	p-Isopropyltoluene	ND		ug/L	0.20	0.50	1	EPA 8260C	02/11/2014 09:22	02/11/2014 12:14	BK
135-98-8	sec-Butylbenzene	ND		ug/L	0.20	0.50	1	EPA 8260C	02/11/2014 09:22	02/11/2014 12:14	BK
100-42-5	Styrene	ND		ug/L	0.20	0.50	1	EPA 8260C	02/11/2014 09:22	02/11/2014 12:14	BK
98-06-6	tert-Butylbenzene	ND		ug/L	0.20	0.50	1	EPA 8260C	02/11/2014 09:22	02/11/2014 12:14	BK
127-18-4	Tetrachloroethylene	ND		ug/L	0.20	0.50	1	EPA 8260C	02/11/2014 09:22	02/11/2014 12:14	BK
108-88-3	Toluene	ND		ug/L	0.20	0.50	1	EPA 8260C	02/11/2014 09:22	02/11/2014 12:14	BK
156-60-5	trans-1,2-Dichloroethylene	ND		ug/L	0.20	0.50	1	EPA 8260C	02/11/2014 09:22	02/11/2014 12:14	BK
10061-02-6	trans-1,3-Dichloropropylene	ND		ug/L	0.20	0.50	1	EPA 8260C	02/11/2014 09:22	02/11/2014 12:14	BK
79-01-6	Trichloroethylene	ND		ug/L	0.20	0.50	1	EPA 8260C	02/11/2014 09:22	02/11/2014 12:14	BK
75-69-4	Trichlorofluoromethane	ND		ug/L	0.20	0.50	1	EPA 8260C	02/11/2014 09:22	02/11/2014 12:14	BK
75-01-4	Vinyl Chloride	ND		ug/L	0.50	0.50	1	EPA 8260C	02/11/2014 09:22	02/11/2014 12:14	BK
1330-20-7	Xylenes, Total	ND		ug/L	0.60	1.5	1	EPA 8260C	02/11/2014 09:22	02/11/2014 12:14	BK
Surrogate Recoveries		Result			Acceptance Range						
17060-07-0	Surrogate: 1,2-Dichloroethane-d4	98.2 %			79-133						
460-00-4	Surrogate: p-Bromofluorobenzene	101 %			65-133						
2037-26-5	Surrogate: Toluene-d8	100 %			80-123						

Iron by EPA 200.7

Log-in Notes:

Sample Notes:

Sample Prepared by Method: EPA 3010A

CAS No.	Parameter	Result	Flag	Units	MDL	RL	Dilution	Reference Method	Date/Time Prepared	Date/Time Analyzed	Analyst
7439-89-6	Iron	10.4		mg/L	0.0146	0.0200	1	EPA 200.7	02/04/2014 14:34	02/04/2014 17:22	MW

Iron, Dissolved by EPA 6010

Log-in Notes:

Sample Notes:

Sample Prepared by Method: EPA 3010A

CAS No.	Parameter	Result	Flag	Units	MDL	RL	Dilution	Reference Method	Date/Time Prepared	Date/Time Analyzed	Analyst
7439-89-6	Iron	0.108		mg/L	0.0200	0.0200	1	EPA 6010C	02/04/2014 14:32	02/04/2014 16:08	MW



Sample Information

Client Sample ID: WQ012814:1410NP2-10

York Sample ID: 14B0011-01

York Project (SDG) No.
14B0011

Client Project ID
Rowe Industries

Matrix
Water

Collection Date/Time
January 28, 2014 2:10 pm

Date Received
02/03/2014

Total Dissolved Solids

Log-in Notes:

Sample Notes:

Sample Prepared by Method: % Solids Prep

CAS No.	Parameter	Result	Flag	Units	MDL	RL	Dilution	Reference Method	Date/Time Prepared	Date/Time Analyzed	Analyst
	Total Dissolved Solids	45.0		mg/L	10.0	10.0	1	SM 2540C	02/04/2014 16:04	02/04/2014 16:04	ALD



Analytical Batch Summary

Batch ID: BB40105 **Preparation Method:** EPA 3010A **Prepared By:** MW

YORK Sample ID	Client Sample ID	Preparation Date
14B0010-01	WQ012814:1400NP2-6	02/04/14
14B0010-02	WQ012814:1405NP2-7	02/04/14
14B0011-01	WQ012814:1410NP2-10	02/04/14
BB40105-BLK1	Blank	02/04/14
BB40105-DUP1	Duplicate	02/04/14
BB40105-MS1	Matrix Spike	02/04/14
BB40105-SRM1	Reference	02/04/14

Batch ID: BB40106 **Preparation Method:** EPA 3010A **Prepared By:** MW

YORK Sample ID	Client Sample ID	Preparation Date
14B0010-01	WQ012814:1400NP2-6	02/04/14
14B0010-02	WQ012814:1405NP2-7	02/04/14
14B0011-01	WQ012814:1410NP2-10	02/04/14
BB40106-BLK1	Blank	02/04/14
BB40106-DUP1	Duplicate	02/04/14
BB40106-MS1	Matrix Spike	02/04/14
BB40106-SRM1	Reference	02/04/14

Batch ID: BB40110 **Preparation Method:** % Solids Prep **Prepared By:** MF

YORK Sample ID	Client Sample ID	Preparation Date
14B0011-01	WQ012814:1410NP2-10	02/04/14
BB40110-BLK1	Blank	02/04/14

Batch ID: BB40309 **Preparation Method:** EPA 5030B **Prepared By:** BGS

YORK Sample ID	Client Sample ID	Preparation Date
14B0010-01	WQ012814:1400NP2-6	02/10/14
14B0010-02	WQ012814:1405NP2-7	02/10/14
BB40309-BLK1	Blank	02/10/14
BB40309-BS1	LCS	02/10/14
BB40309-BSD1	LCS Dup	02/10/14

Batch ID: BB40358 **Preparation Method:** EPA 5030B **Prepared By:** BK

YORK Sample ID	Client Sample ID	Preparation Date
14B0011-01	WQ012814:1410NP2-10	02/11/14
BB40358-BLK1	Blank	02/11/14
BB40358-BS1	LCS	02/11/14
BB40358-BSD1	LCS Dup	02/11/14



Volatile Organic Compounds by GC/MS - Quality Control Data
York Analytical Laboratories, Inc.

Analyte	Result	Reporting Limit	Units	Spike Level	Source* Result	%REC	%REC Limits	Flag	RPD	RPD Limit	Flag
---------	--------	-----------------	-------	-------------	----------------	------	-------------	------	-----	-----------	------

Batch BB40309 - EPA 5030B

Blank (BB40309-BLK1)

Prepared & Analyzed: 02/10/2014

1,1,1,2-Tetrachloroethane	ND	0.50	ug/L								
1,1,1-Trichloroethane	ND	0.50	"								
1,1,2,2-Tetrachloroethane	ND	0.50	"								
1,1,2-Trichloro-1,2,2-trifluoroethane (Freon 113)	ND	0.50	"								
1,1,2-Trichloroethane	ND	0.50	"								
1,1-Dichloroethane	ND	0.50	"								
1,1-Dichloroethylene	ND	0.50	"								
1,1-Dichloropropylene	ND	0.50	"								
1,2,3-Trichlorobenzene	ND	0.50	"								
1,2,3-Trichloropropane	ND	0.50	"								
1,2,4-Trichlorobenzene	ND	0.50	"								
1,2,4-Trimethylbenzene	ND	0.50	"								
1,2-Dibromo-3-chloropropane	ND	0.50	"								
1,2-Dibromoethane	ND	0.50	"								
1,2-Dichlorobenzene	ND	0.50	"								
1,2-Dichloroethane	ND	0.50	"								
1,2-Dichloropropane	ND	0.50	"								
1,3,5-Trimethylbenzene	ND	0.50	"								
1,3-Dichlorobenzene	ND	0.50	"								
1,3-Dichloropropane	ND	0.50	"								
1,4-Dichlorobenzene	ND	0.50	"								
2,2-Dichloropropane	ND	0.50	"								
2-Chlorotoluene	ND	0.50	"								
2-Hexanone	ND	0.50	"								
4-Chlorotoluene	ND	0.50	"								
Acetone	ND	2.0	"								
Benzene	ND	0.50	"								
Bromobenzene	ND	0.50	"								
Bromochloromethane	ND	0.50	"								
Bromodichloromethane	ND	0.50	"								
Bromoform	ND	0.50	"								
Bromomethane	ND	0.50	"								
Carbon tetrachloride	ND	0.50	"								
Chlorobenzene	ND	0.50	"								
Chloroethane	ND	0.50	"								
Chloroform	ND	0.50	"								
Chloromethane	ND	0.50	"								
cis-1,2-Dichloroethylene	ND	0.50	"								
cis-1,3-Dichloropropylene	ND	0.50	"								
Dibromochloromethane	ND	0.50	"								
Dibromomethane	ND	0.50	"								
Dichlorodifluoromethane	ND	0.50	"								
Ethyl Benzene	ND	0.50	"								
Hexachlorobutadiene	ND	0.50	"								
Isopropylbenzene	ND	0.50	"								
Methyl tert-butyl ether (MTBE)	ND	0.50	"								
Methylene chloride	ND	2.0	"								
Naphthalene	ND	2.0	"								
n-Butylbenzene	ND	0.50	"								
n-Propylbenzene	ND	0.50	"								
o-Xylene	ND	0.50	"								



Volatile Organic Compounds by GC/MS - Quality Control Data

York Analytical Laboratories, Inc.

Analyte	Result	Reporting Limit	Units	Spike Level	Source* Result	%REC	%REC Limits	Flag	RPD	RPD Limit	Flag
---------	--------	-----------------	-------	-------------	----------------	------	-------------	------	-----	-----------	------

Batch BB40309 - EPA 5030B

Blank (BB40309-BLK1)

Prepared & Analyzed: 02/10/2014

p- & m- Xylenes	ND	1.0	ug/L								
p-Isopropyltoluene	ND	0.50	"								
sec-Butylbenzene	ND	0.50	"								
Styrene	ND	0.50	"								
tert-Butylbenzene	ND	0.50	"								
Tetrachloroethylene	ND	0.50	"								
Toluene	ND	0.50	"								
trans-1,2-Dichloroethylene	ND	0.50	"								
trans-1,3-Dichloropropylene	ND	0.50	"								
Trichloroethylene	ND	0.50	"								
Trichlorofluoromethane	ND	0.50	"								
Vinyl Chloride	ND	0.50	"								
Xylenes, Total	ND	1.5	"								

Surrogate: 1,2-Dichloroethane-d4

9.36

"

10.0

93.6

79-133

Surrogate: p-Bromofluorobenzene

10.4

"

10.0

104

65-133

Surrogate: Toluene-d8

10.4

"

10.0

104

80-123

LCS (BB40309-BS1)

Prepared & Analyzed: 02/10/2014

1,1,1,2-Tetrachloroethane	10.4		ug/L	10.0		104	84-127				
1,1,1-Trichloroethane	9.99		"	10.0		99.9	80-131				
1,1,2,2-Tetrachloroethane	10.4		"	10.0		104	76-120				
1,1,2-Trichloro-1,2,2-trifluoroethane (Freon 113)	10.2		"	10.0		102	70-133				
1,1,2-Trichloroethane	9.67		"	10.0		96.7	73-124				
1,1-Dichloroethane	9.77		"	10.0		97.7	79-123				
1,1-Dichloroethylene	9.62		"	10.0		96.2	71-123				
1,1-Dichloropropylene	10.1		"	10.0		101	73-117				
1,2,3-Trichlorobenzene	10.4		"	10.0		104	78-117				
1,2,3-Trichloropropane	10.6		"	10.0		106	68-119				
1,2,4-Trichlorobenzene	10.4		"	10.0		104	78-117				
1,2,4-Trimethylbenzene	10.8		"	10.0		108	68-134				
1,2-Dibromo-3-chloropropane	11.3		"	10.0		113	73-129				
1,2-Dibromoethane	10.4		"	10.0		104	73-139				
1,2-Dichlorobenzene	10.3		"	10.0		103	83-110				
1,2-Dichloroethane	9.89		"	10.0		98.9	81-120				
1,2-Dichloropropane	10.4		"	10.0		104	76-120				
1,3,5-Trimethylbenzene	10.8		"	10.0		108	74-121				
1,3-Dichlorobenzene	10.5		"	10.0		105	82-112				
1,3-Dichloropropane	10.3		"	10.0		103	77-122				
1,4-Dichlorobenzene	10.5		"	10.0		105	83-110				
2,2-Dichloropropane	10.8		"	10.0		108	50-163				
2-Chlorotoluene	10.6		"	10.0		106	74-115				
2-Hexanone	10.3		"	10.0		103	65-130				
4-Chlorotoluene	10.6		"	10.0		106	77-119				
Acetone	6.75		"	10.0		67.5	54-129				
Benzene	9.99		"	10.0		99.9	77-122				
Bromobenzene	10.7		"	10.0		107	76-114				
Bromochloromethane	9.85		"	10.0		98.5	73-125				
Bromodichloromethane	10.5		"	10.0		105	83-120				
Bromoform	10.6		"	10.0		106	72-139				
Bromomethane	8.93		"	10.0		89.3	52-128				
Carbon tetrachloride	10.1		"	10.0		101	66-152				
Chlorobenzene	10.3		"	10.0		103	85-113				



Volatile Organic Compounds by GC/MS - Quality Control Data

York Analytical Laboratories, Inc.

Analyte	Result	Reporting	Units	Spike Level	Source*	%REC	%REC Limits	Flag	RPD	RPD	Flag
		Limit			Result					Limit	

Batch BB40309 - EPA 5030B

LCS (BB40309-BS1)

Prepared & Analyzed: 02/10/2014

Chloroethane	9.73		ug/L	10.0		97.3	60-124				
Chloroform	9.96		"	10.0		99.6	82-119				
Chloromethane	9.26		"	10.0		92.6	42-126				
cis-1,2-Dichloroethylene	10.2		"	10.0		102	79-116				
cis-1,3-Dichloropropylene	10.4		"	10.0		104	85-134				
Dibromochloromethane	10.6		"	10.0		106	74-151				
Dibromomethane	10.2		"	10.0		102	74-128				
Dichlorodifluoromethane	9.06		"	10.0		90.6	10-146				
Ethyl Benzene	10.6		"	10.0		106	85-125				
Hexachlorobutadiene	10.6		"	10.0		106	69-131				
Isopropylbenzene	10.8		"	10.0		108	71-128				
Methyl tert-butyl ether (MTBE)	9.59		"	10.0		95.9	51-134				
Methylene chloride	9.16		"	10.0		91.6	76-122				
Naphthalene	10.3		"	10.0		103	72-127				
n-Butylbenzene	10.9		"	10.0		109	69-127				
n-Propylbenzene	10.9		"	10.0		109	70-129				
o-Xylene	10.5		"	10.0		105	83-117				
p- & m- Xylenes	21.2		"	20.0		106	80-126				
p-Isopropyltoluene	10.8		"	10.0		108	74-130				
sec-Butylbenzene	10.9		"	10.0		109	72-132				
Styrene	10.5		"	10.0		105	62-160				
tert-Butylbenzene	10.9		"	10.0		109	75-129				
Tetrachloroethylene	10.3		"	10.0		103	67-118				
Toluene	10.4		"	10.0		104	82-118				
trans-1,2-Dichloroethylene	9.83		"	10.0		98.3	76-119				
trans-1,3-Dichloropropylene	10.5		"	10.0		105	80-137				
Trichloroethylene	10.5		"	10.0		105	71-122				
Trichlorofluoromethane	9.84		"	10.0		98.4	67-130				
Vinyl Chloride	9.44		"	10.0		94.4	49-125				
<i>Surrogate: 1,2-Dichloroethane-d4</i>	<i>9.76</i>		<i>"</i>	<i>10.0</i>		<i>97.6</i>	<i>79-133</i>				
<i>Surrogate: p-Bromofluorobenzene</i>	<i>10.2</i>		<i>"</i>	<i>10.0</i>		<i>102</i>	<i>65-133</i>				
<i>Surrogate: Toluene-d8</i>	<i>10.2</i>		<i>"</i>	<i>10.0</i>		<i>102</i>	<i>80-123</i>				



Volatile Organic Compounds by GC/MS - Quality Control Data

York Analytical Laboratories, Inc.

Analyte	Result	Reporting	Spike	Source*	%REC	%REC	Flag	RPD		
		Limit						Units	Level	Result
Batch BB40309 - EPA 5030B										
LCS Dup (BB40309-BSD1)										
Prepared & Analyzed: 02/10/2014										
1,1,1,2-Tetrachloroethane	11.0		ug/L	10.0	110	84-127		5.63	30	
1,1,1-Trichloroethane	10.3		"	10.0	103	80-131		3.25	30	
1,1,2,2-Tetrachloroethane	10.8		"	10.0	108	76-120		4.53	30	
1,1,2-Trichloro-1,2,2-trifluoroethane (Freon 113)	10.5		"	10.0	105	70-133		3.67	30	
1,1,2-Trichloroethane	10.2		"	10.0	102	73-124		5.33	30	
1,1-Dichloroethane	10.2		"	10.0	102	79-123		4.01	30	
1,1-Dichloroethylene	9.91		"	10.0	99.1	71-123		2.97	30	
1,1-Dichloropropylene	10.3		"	10.0	103	73-117		2.05	30	
1,2,3-Trichlorobenzene	10.8		"	10.0	108	78-117		3.39	30	
1,2,3-Trichloropropane	11.0		"	10.0	110	68-119		3.33	30	
1,2,4-Trichlorobenzene	10.8		"	10.0	108	78-117		4.43	30	
1,2,4-Trimethylbenzene	11.0		"	10.0	110	68-134		2.12	30	
1,2-Dibromo-3-chloropropane	11.6		"	10.0	116	73-129		2.45	30	
1,2-Dibromoethane	10.7		"	10.0	107	73-139		3.42	30	
1,2-Dichlorobenzene	10.6		"	10.0	106	83-110		2.87	30	
1,2-Dichloroethane	10.1		"	10.0	101	81-120		2.40	30	
1,2-Dichloropropane	10.8		"	10.0	108	76-120		3.50	30	
1,3,5-Trimethylbenzene	11.0		"	10.0	110	74-121		1.56	30	
1,3-Dichlorobenzene	10.7		"	10.0	107	82-112		1.79	30	
1,3-Dichloropropane	10.5		"	10.0	105	77-122		1.35	30	
1,4-Dichlorobenzene	10.8		"	10.0	108	83-110		2.92	30	
2,2-Dichloropropane	11.0		"	10.0	110	50-163		1.47	30	
2-Chlorotoluene	10.8		"	10.0	108	74-115		1.86	30	
2-Hexanone	10.9		"	10.0	109	65-130		5.47	30	
4-Chlorotoluene	10.8		"	10.0	108	77-119		2.24	30	
Acetone	7.37		"	10.0	73.7	54-129		8.78	30	
Benzene	10.3		"	10.0	103	77-122		2.76	30	
Bromobenzene	10.9		"	10.0	109	76-114		1.57	30	
Bromochloromethane	10.1		"	10.0	101	73-125		2.21	30	
Bromodichloromethane	10.9		"	10.0	109	83-120		3.36	30	
Bromoform	11.1		"	10.0	111	72-139		4.25	30	
Bromomethane	9.31		"	10.0	93.1	52-128		4.17	30	
Carbon tetrachloride	10.7		"	10.0	107	66-152		5.38	30	
Chlorobenzene	10.7		"	10.0	107	85-113		3.80	30	
Chloroethane	9.74		"	10.0	97.4	60-124		0.103	30	
Chloroform	10.2		"	10.0	102	82-119		2.28	30	
Chloromethane	9.34		"	10.0	93.4	42-126		0.860	30	
cis-1,2-Dichloroethylene	10.4		"	10.0	104	79-116		2.52	30	
cis-1,3-Dichloropropylene	10.8		"	10.0	108	85-134		3.67	30	
Dibromochloromethane	11.0		"	10.0	110	74-151		3.33	30	
Dibromomethane	11.0		"	10.0	110	74-128		7.44	30	
Dichlorodifluoromethane	9.18		"	10.0	91.8	10-146		1.32	30	
Ethyl Benzene	10.9		"	10.0	109	85-125		3.07	30	
Hexachlorobutadiene	11.0		"	10.0	110	69-131		3.78	30	
Isopropylbenzene	11.0		"	10.0	110	71-128		2.20	30	
Methyl tert-butyl ether (MTBE)	10.1		"	10.0	101	51-134		4.78	30	
Methylene chloride	9.59		"	10.0	95.9	76-122		4.59	30	
Naphthalene	10.7		"	10.0	107	72-127		3.52	30	
n-Butylbenzene	11.1		"	10.0	111	69-127		1.91	30	
n-Propylbenzene	11.0		"	10.0	110	70-129		1.55	30	
o-Xylene	10.9		"	10.0	109	83-117		3.75	30	



Volatile Organic Compounds by GC/MS - Quality Control Data

York Analytical Laboratories, Inc.

Analyte	Result	Reporting	Units	Spike	Source*	%REC	%REC	Limits	Flag	RPD	Flag
		Limit			Result					RPD	

Batch BB40309 - EPA 5030B

LCS Dup (BB40309-BSD1)

Prepared & Analyzed: 02/10/2014

p- & m- Xylenes	22.0		ug/L	20.0		110	80-126			3.76	30
p-Isopropyltoluene	11.1		"	10.0		111	74-130			2.74	30
sec-Butylbenzene	11.1		"	10.0		111	72-132			1.82	30
Styrene	10.9		"	10.0		109	62-160			3.75	30
tert-Butylbenzene	11.0		"	10.0		110	75-129			1.37	30
Tetrachloroethylene	10.6		"	10.0		106	67-118			3.15	30
Toluene	10.9		"	10.0		109	82-118			4.60	30
trans-1,2-Dichloroethylene	10.1		"	10.0		101	76-119			2.51	30
trans-1,3-Dichloropropylene	10.9		"	10.0		109	80-137			4.21	30
Trichloroethylene	10.9		"	10.0		109	71-122			3.56	30
Trichlorofluoromethane	10.2		"	10.0		102	67-130			3.30	30
Vinyl Chloride	9.97		"	10.0		99.7	49-125			5.46	30
<i>Surrogate: 1,2-Dichloroethane-d4</i>	<i>9.94</i>		<i>"</i>	<i>10.0</i>		<i>99.4</i>	<i>79-133</i>				
<i>Surrogate: p-Bromofluorobenzene</i>	<i>10.1</i>		<i>"</i>	<i>10.0</i>		<i>101</i>	<i>65-133</i>				
<i>Surrogate: Toluene-d8</i>	<i>10.3</i>		<i>"</i>	<i>10.0</i>		<i>103</i>	<i>80-123</i>				

Batch BB40358 - EPA 5030B

Blank (BB40358-BLK1)

Prepared & Analyzed: 02/11/2014

1,1,1,2-Tetrachloroethane	ND	0.50	ug/L								
1,1,1-Trichloroethane	ND	0.50	"								
1,1,2,2-Tetrachloroethane	ND	0.50	"								
1,1,2-Trichloro-1,2,2-trifluoroethane (Freon 113)	ND	0.50	"								
1,1,2-Trichloroethane	ND	0.50	"								
1,1-Dichloroethane	ND	0.50	"								
1,1-Dichloroethylene	ND	0.50	"								
1,1-Dichloropropylene	ND	0.50	"								
1,2,3-Trichlorobenzene	ND	0.50	"								
1,2,3-Trichloropropane	ND	0.50	"								
1,2,4-Trichlorobenzene	ND	0.50	"								
1,2,4-Trimethylbenzene	ND	0.50	"								
1,2-Dibromo-3-chloropropane	ND	0.50	"								
1,2-Dibromoethane	ND	0.50	"								
1,2-Dichlorobenzene	ND	0.50	"								
1,2-Dichloroethane	ND	0.50	"								
1,2-Dichloropropane	ND	0.50	"								
1,3,5-Trimethylbenzene	ND	0.50	"								
1,3-Dichlorobenzene	ND	0.50	"								
1,3-Dichloropropane	ND	0.50	"								
1,4-Dichlorobenzene	ND	0.50	"								
2,2-Dichloropropane	ND	0.50	"								
2-Chlorotoluene	ND	0.50	"								
2-Hexanone	ND	0.50	"								
4-Chlorotoluene	ND	0.50	"								
Acetone	ND	2.0	"								
Benzene	ND	0.50	"								
Bromobenzene	ND	0.50	"								
Bromochloromethane	ND	0.50	"								
Bromodichloromethane	ND	0.50	"								
Bromoform	ND	0.50	"								
Bromomethane	ND	0.50	"								
Carbon tetrachloride	ND	0.50	"								



Volatile Organic Compounds by GC/MS - Quality Control Data

York Analytical Laboratories, Inc.

Analyte	Result	Reporting	Units	Spike	Source*	%REC	Flag	RPD	RPD	Limit	Flag
		Limit		Level	Result	Limits		Limit			

Batch BB40358 - EPA 5030B

Blank (BB40358-BLK1)

Prepared & Analyzed: 02/11/2014

Chlorobenzene	ND	0.50	ug/L								
Chloroethane	ND	0.50	"								
Chloroform	ND	0.50	"								
Chloromethane	ND	0.50	"								
cis-1,2-Dichloroethylene	ND	0.50	"								
cis-1,3-Dichloropropylene	ND	0.50	"								
Dibromochloromethane	ND	0.50	"								
Dibromomethane	ND	0.50	"								
Dichlorodifluoromethane	ND	0.50	"								
Ethyl Benzene	ND	0.50	"								
Hexachlorobutadiene	ND	0.50	"								
Isopropylbenzene	ND	0.50	"								
Methyl tert-butyl ether (MTBE)	ND	0.50	"								
Methylene chloride	ND	2.0	"								
Naphthalene	ND	2.0	"								
n-Butylbenzene	ND	0.50	"								
n-Propylbenzene	ND	0.50	"								
o-Xylene	ND	0.50	"								
p- & m- Xylenes	ND	1.0	"								
p-Isopropyltoluene	ND	0.50	"								
sec-Butylbenzene	ND	0.50	"								
Styrene	ND	0.50	"								
tert-Butylbenzene	ND	0.50	"								
Tetrachloroethylene	ND	0.50	"								
Toluene	ND	0.50	"								
trans-1,2-Dichloroethylene	ND	0.50	"								
trans-1,3-Dichloropropylene	ND	0.50	"								
Trichloroethylene	ND	0.50	"								
Trichlorofluoromethane	ND	0.50	"								
Vinyl Chloride	ND	0.50	"								
Xylenes, Total	ND	1.5	"								
<hr/>											
<i>Surrogate: 1,2-Dichloroethane-d4</i>	8.83		"	10.0		88.3		79-133			
<i>Surrogate: p-Bromofluorobenzene</i>	10.2		"	10.0		102		65-133			
<i>Surrogate: Toluene-d8</i>	10.3		"	10.0		103		80-123			



Volatile Organic Compounds by GC/MS - Quality Control Data

York Analytical Laboratories, Inc.

Analyte	Result	Reporting	Spike	Source*	%REC	%REC	Limits	Flag	RPD	RPD	Limit	Flag
		Limit							Units			

Batch BB40358 - EPA 5030B

LCS (BB40358-BS1)

Prepared & Analyzed: 02/11/2014

1,1,1,2-Tetrachloroethane	10.5		ug/L	10.0		105	84-127					
1,1,1-Trichloroethane	10.3		"	10.0		103	80-131					
1,1,2,2-Tetrachloroethane	9.44		"	10.0		94.4	76-120					
1,1,2-Trichloro-1,2,2-trifluoroethane (Freon 113)	10.4		"	10.0		104	70-133					
1,1,2-Trichloroethane	9.58		"	10.0		95.8	73-124					
1,1-Dichloroethane	10.2		"	10.0		102	79-123					
1,1-Dichloroethylene	10.6		"	10.0		106	71-123					
1,1-Dichloropropylene	10.4		"	10.0		104	73-117					
1,2,3-Trichlorobenzene	9.43		"	10.0		94.3	78-117					
1,2,3-Trichloropropane	9.70		"	10.0		97.0	68-119					
1,2,4-Trichlorobenzene	10.1		"	10.0		101	78-117					
1,2,4-Trimethylbenzene	11.2		"	10.0		112	68-134					
1,2-Dibromo-3-chloropropane	9.75		"	10.0		97.5	73-129					
1,2-Dibromoethane	9.43		"	10.0		94.3	73-139					
1,2-Dichlorobenzene	10.3		"	10.0		103	83-110					
1,2-Dichloroethane	9.18		"	10.0		91.8	81-120					
1,2-Dichloropropane	10.6		"	10.0		106	76-120					
1,3,5-Trimethylbenzene	11.1		"	10.0		111	74-121					
1,3-Dichlorobenzene	10.6		"	10.0		106	82-112					
1,3-Dichloropropane	9.57		"	10.0		95.7	77-122					
1,4-Dichlorobenzene	10.4		"	10.0		104	83-110					
2,2-Dichloropropane	12.4		"	10.0		124	50-163					
2-Chlorotoluene	11.1		"	10.0		111	74-115					
2-Hexanone	8.05		"	10.0		80.5	65-130					
4-Chlorotoluene	10.7		"	10.0		107	77-119					
Acetone	3.96		"	10.0		39.6	54-129	Low Bias				
Benzene	10.2		"	10.0		102	77-122					
Bromobenzene	10.5		"	10.0		105	76-114					
Bromochloromethane	8.89		"	10.0		88.9	73-125					
Bromodichloromethane	10.1		"	10.0		101	83-120					
Bromoform	9.82		"	10.0		98.2	72-139					
Bromomethane	8.07		"	10.0		80.7	52-128					
Carbon tetrachloride	10.3		"	10.0		103	66-152					
Chlorobenzene	10.3		"	10.0		103	85-113					
Chloroethane	10.4		"	10.0		104	60-124					
Chloroform	10.0		"	10.0		100	82-119					
Chloromethane	9.95		"	10.0		99.5	42-126					
cis-1,2-Dichloroethylene	10.2		"	10.0		102	79-116					
cis-1,3-Dichloropropylene	10.5		"	10.0		105	85-134					
Dibromochloromethane	9.75		"	10.0		97.5	74-151					
Dibromomethane	9.41		"	10.0		94.1	74-128					
Dichlorodifluoromethane	8.05		"	10.0		80.5	10-146					
Ethyl Benzene	10.7		"	10.0		107	85-125					
Hexachlorobutadiene	11.1		"	10.0		111	69-131					
Isopropylbenzene	11.4		"	10.0		114	71-128					
Methyl tert-butyl ether (MTBE)	8.95		"	10.0		89.5	51-134					
Methylene chloride	8.77		"	10.0		87.7	76-122					
Naphthalene	8.58		"	10.0		85.8	72-127					
n-Butylbenzene	11.2		"	10.0		112	69-127					
n-Propylbenzene	11.4		"	10.0		114	70-129					
o-Xylene	10.6		"	10.0		106	83-117					



Volatile Organic Compounds by GC/MS - Quality Control Data

York Analytical Laboratories, Inc.

Analyte	Result	Reporting Limit	Units	Spike Level	Source* Result	%REC	%REC Limits	Flag	RPD	RPD Limit	Flag
---------	--------	-----------------	-------	-------------	----------------	------	-------------	------	-----	-----------	------

Batch BB40358 - EPA 5030B

LCS (BB40358-BS1)

Prepared & Analyzed: 02/11/2014

p- & m- Xylenes	21.7		ug/L	20.0		109	80-126				
p-Isopropyltoluene	11.3		"	10.0		113	74-130				
sec-Butylbenzene	11.4		"	10.0		114	72-132				
Styrene	10.4		"	10.0		104	62-160				
tert-Butylbenzene	11.4		"	10.0		114	75-129				
Tetrachloroethylene	10.8		"	10.0		108	67-118				
Toluene	10.6		"	10.0		106	82-118				
trans-1,2-Dichloroethylene	10.4		"	10.0		104	76-119				
trans-1,3-Dichloropropylene	9.95		"	10.0		99.5	80-137				
Trichloroethylene	10.6		"	10.0		106	71-122				
Trichlorofluoromethane	10.5		"	10.0		105	67-130				
Vinyl Chloride	10.1		"	10.0		101	49-125				
Surrogate: 1,2-Dichloroethane-d4	9.08		"	10.0		90.8	79-133				
Surrogate: p-Bromofluorobenzene	10.2		"	10.0		102	65-133				
Surrogate: Toluene-d8	10.2		"	10.0		102	80-123				

LCS Dup (BB40358-BSD1)

Prepared & Analyzed: 02/11/2014

1,1,1,2-Tetrachloroethane	10.7		ug/L	10.0		107	84-127		2.17	30	
1,1,1-Trichloroethane	10.8		"	10.0		108	80-131		4.45	30	
1,1,2,2-Tetrachloroethane	9.67		"	10.0		96.7	76-120		2.41	30	
1,1,2-Trichloro-1,2,2-trifluoroethane (Freon 113)	11.0		"	10.0		110	70-133		4.95	30	
1,1,2-Trichloroethane	9.81		"	10.0		98.1	73-124		2.37	30	
1,1-Dichloroethane	10.6		"	10.0		106	79-123		4.22	30	
1,1-Dichloroethylene	11.1		"	10.0		111	71-123		5.07	30	
1,1-Dichloropropylene	10.5		"	10.0		105	73-117		0.956	30	
1,2,3-Trichlorobenzene	9.75		"	10.0		97.5	78-117		3.34	30	
1,2,3-Trichloropropane	10.0		"	10.0		100	68-119		3.05	30	
1,2,4-Trichlorobenzene	10.1		"	10.0		101	78-117		0.792	30	
1,2,4-Trimethylbenzene	11.4		"	10.0		114	68-134		1.68	30	
1,2-Dibromo-3-chloropropane	9.16		"	10.0		91.6	73-129		6.24	30	
1,2-Dibromoethane	9.66		"	10.0		96.6	73-139		2.41	30	
1,2-Dichlorobenzene	10.5		"	10.0		105	83-110		1.54	30	
1,2-Dichloroethane	9.63		"	10.0		96.3	81-120		4.78	30	
1,2-Dichloropropane	10.7		"	10.0		107	76-120		0.281	30	
1,3,5-Trimethylbenzene	11.4		"	10.0		114	74-121		2.13	30	
1,3-Dichlorobenzene	11.0		"	10.0		110	82-112		3.15	30	
1,3-Dichloropropane	9.77		"	10.0		97.7	77-122		2.07	30	
1,4-Dichlorobenzene	10.8		"	10.0		108	83-110		3.76	30	
2,2-Dichloropropane	12.7		"	10.0		127	50-163		2.47	30	
2-Chlorotoluene	11.2		"	10.0		112	74-115		0.628	30	
2-Hexanone	8.23		"	10.0		82.3	65-130		2.21	30	
4-Chlorotoluene	10.9		"	10.0		109	77-119		1.85	30	
Acetone	4.38		"	10.0		43.8	54-129	Low Bias	10.1	30	
Benzene	10.6		"	10.0		106	77-122		3.66	30	
Bromobenzene	10.4		"	10.0		104	76-114		0.668	30	
Bromochloromethane	9.18		"	10.0		91.8	73-125		3.21	30	
Bromodichloromethane	10.3		"	10.0		103	83-120		1.86	30	
Bromoform	10.2		"	10.0		102	72-139		3.89	30	
Bromomethane	9.00		"	10.0		90.0	52-128		10.9	30	
Carbon tetrachloride	10.9		"	10.0		109	66-152		5.84	30	
Chlorobenzene	10.6		"	10.0		106	85-113		2.68	30	
Chloroethane	10.8		"	10.0		108	60-124		4.35	30	



Volatile Organic Compounds by GC/MS - Quality Control Data

York Analytical Laboratories, Inc.


Analyte	Result	Reporting Limit	Units	Spike Level	Source* Result	%REC	%REC Limits	Flag	RPD	RPD Limit	Flag
---------	--------	-----------------	-------	-------------	----------------	------	-------------	------	-----	-----------	------

Batch BB40358 - EPA 5030B

LCS Dup (BB40358-BSD1)


Prepared & Analyzed: 02/11/2014

Chloroform	10.4		ug/L	10.0		104	82-119		4.21	30	
Chloromethane	9.85		"	10.0		98.5	42-126		1.01	30	
cis-1,2-Dichloroethylene	10.6		"	10.0		106	79-116		4.13	30	
cis-1,3-Dichloropropylene	10.7		"	10.0		107	85-134		2.36	30	
Dibromochloromethane	9.98		"	10.0		99.8	74-151		2.33	30	
Dibromomethane	9.62		"	10.0		96.2	74-128		2.21	30	
Dichlorodifluoromethane	8.26		"	10.0		82.6	10-146		2.58	30	
Ethyl Benzene	11.0		"	10.0		110	85-125		2.21	30	
Hexachlorobutadiene	11.2		"	10.0		112	69-131		0.805	30	
Isopropylbenzene	11.7		"	10.0		117	71-128		2.95	30	
Methyl tert-butyl ether (MTBE)	9.34		"	10.0		93.4	51-134		4.26	30	
Methylene chloride	8.74		"	10.0		87.4	76-122		0.343	30	
Naphthalene	8.79		"	10.0		87.9	72-127		2.42	30	
n-Butylbenzene	11.3		"	10.0		113	69-127		0.887	30	
n-Propylbenzene	11.8		"	10.0		118	70-129		3.62	30	
o-Xylene	10.7		"	10.0		107	83-117		1.22	30	
p- & m- Xylenes	22.1		"	20.0		111	80-126		1.78	30	
p-Isopropyltoluene	11.5		"	10.0		115	74-130		1.75	30	
sec-Butylbenzene	11.6		"	10.0		116	72-132		0.956	30	
Styrene	10.6		"	10.0		106	62-160		1.81	30	
tert-Butylbenzene	11.6		"	10.0		116	75-129		1.65	30	
Tetrachloroethylene	11.0		"	10.0		110	67-118		1.84	30	
Toluene	10.9		"	10.0		109	82-118		2.70	30	
trans-1,2-Dichloroethylene	11.0		"	10.0		110	76-119		5.49	30	
trans-1,3-Dichloropropylene	10.3		"	10.0		103	80-137		3.26	30	
Trichloroethylene	11.1		"	10.0		111	71-122		4.90	30	
Trichlorofluoromethane	11.2		"	10.0		112	67-130		6.07	30	
Vinyl Chloride	10.3		"	10.0		103	49-125		1.57	30	
<i>Surrogate: 1,2-Dichloroethane-d4</i>	9.33		"	10.0		93.3	79-133				
<i>Surrogate: p-Bromofluorobenzene</i>	10.1		"	10.0		101	65-133				
<i>Surrogate: Toluene-d8</i>	10.2		"	10.0		102	80-123				



Metals by ICP - Quality Control Data
York Analytical Laboratories, Inc.

Analyte	Result	Reporting Limit	Units	Spike Level	Source* Result	%REC	%REC Limits	Flag	RPD	RPD Limit	Flag
Batch BB40105 - EPA 3010A											
Blank (BB40105-BLK1)										Prepared & Analyzed: 02/04/2014	
Iron - Dissolved	ND	0.0200	mg/L								
Duplicate (BB40105-DUP1)										*Source sample: 14B0011-01 (WQ012814:1410NP2-10) Prepared & Analyzed: 02/04/2014	
Iron - Dissolved	0.109	0.0200	mg/L		0.108				0.423	20	
Matrix Spike (BB40105-MS1)										*Source sample: 14B0011-01 (WQ012814:1410NP2-10) Prepared & Analyzed: 02/04/2014	
Iron - Dissolved	1.20	0.0200	mg/L	1.00	0.108	109	75-125				
Reference (BB40105-SRM1)										Prepared & Analyzed: 02/04/2014	
Iron - Dissolved	1.51	0.0200	mg/L	1.44		105	88.2-113				
Batch BB40106 - EPA 3010A											
Blank (BB40106-BLK1)										Prepared & Analyzed: 02/04/2014	
Iron	ND	0.0200	mg/L								
Duplicate (BB40106-DUP1)										*Source sample: 14B0011-01 (WQ012814:1410NP2-10) Prepared & Analyzed: 02/04/2014	
Iron	10.4	0.0200	mg/L		10.4				0.288	20	
Matrix Spike (BB40106-MS1)										*Source sample: 14B0011-01 (WQ012814:1410NP2-10) Prepared & Analyzed: 02/04/2014	
Iron	11.2	0.0200	mg/L	1.00	10.4	78.7	75-125				
Reference (BB40106-SRM1)										Prepared & Analyzed: 02/04/2014	
Iron	1.52	0.0200	mg/L	1.44		106	88.2-113				



Miscellaneous Physical Parameters - Quality Control Data

York Analytical Laboratories, Inc.


Analyte	Result	Reporting Limit	Units	Spike Level	Source* Result	%REC	%REC Limits	Flag	RPD	RPD Limit	Flag
---------	--------	-----------------	-------	-------------	----------------	------	-------------	------	-----	-----------	------

Batch BB40110 - % Solids Prep

Blank (BB40110-BLK1)

Prepared & Analyzed: 02/04/2014

Total Dissolved Solids	ND	10.0	mg/L								
------------------------	----	------	------	--	--	--	--	--	--	--	--



Volatile Analysis Sample Containers

Lab ID	Client Sample ID	Volatile Sample Container
14B0010-01	WQ012814:1400NP2-6	40mL Clear Vial (pre-pres.) HCl; Cool to 4° C
14B0010-02	WQ012814:1405NP2-7	40mL Clear Vial (pre-pres.) HCl; Cool to 4° C
14B0011-01	WQ012814:1410NP2-10	40mL Clear Vial (pre-pres.) HCl; Cool to 4° C

Notes and Definitions

QL-02	This LCS analyte is outside Laboratory Recovery limits due the analyte behavior using the referenced method. The reference method has certain limitations with respect to analytes of this nature.
ND	Analyte NOT DETECTED at the stated Reporting Limit (RL) or above.
RL	REPORTING LIMIT - the minimum reportable value based upon the lowest point in the analyte calibration curve.
MDL	METHOD DETECTION LIMIT - the minimum concentration that can be measured and reported with a 99% confidence that the concentration is greater than zero. If requested or required, a value reported below the RL and above the MDL is considered estimated and is noted with a "J" flag.
NR	Not reported
RPD	Relative Percent Difference
Wet	The data has been reported on an as-received (wet weight) basis
Low Bias	Low Bias flag indicates that the recovery of the flagged analyte is below the laboratory or regulatory lower control limit. The data user should take note that this analyte may be biased low but should evaluate multiple lines of evidence including the LCS and site-specific MS/MSD data to draw bias conclusions. In cases where no site-specific MS/MSD was requested, only the LCS data can be used to evaluate such bias.
High Bias	High Bias flag indicates that the recovery of the flagged analyte is above the laboratory or regulatory upper control limit. The data user should take note that this analyte may be biased high but should evaluate multiple lines of evidence including the LCS and site-specific MS/MSD data to draw bias conclusions. In cases where no site-specific MS/MSD was requested, only the LCS data can be used to evaluate such bias.
Non-Dir.	Non-dir. flag (Non-Directional Bias) indicates that the Relative Percent Difference (RPD) (a measure of precision) among the MS and MSD data is outside the laboratory or regulatory control limit. This alerts the data user where the MS and MSD are from site-specific samples that the RPD is high due to either non-homogeneous distribution of target analyte between the MS/MSD or indicates poor reproducibility for other reasons.

If EPA SW-846 method 8270 is included herein it is noted that the target compound N-nitrosodiphenylamine (NDPA) decomposes in the gas chromatographic inlet and cannot be separated from diphenylamine (DPA). These results could actually represent 100% DPA, 100% NDPA or some combination of the two. For this reason, York reports the combined result for n-nitrosodiphenylamine and diphenylamine for either of these compounds as a combined concentration as Diphenylamine.

If Total PCBs are detected and the target aroclors reported are "Not detected", the Total PCB value is reported due to the presence of either or both Aroclors 1262 and 1268 which are non-target aroclors for some regulatory lists.

2-chloroethylvinyl ether readily breaks down under acidic conditions. Samples that are acid preserved, including standards will exhibit breakdown. The data user should take note.

Certification for pH is no longer offered by NYDOH ELAP.

Semi-Volatile and Volatile analyses are reported down to the MDL, with values between the MDL and the RL being "J" flagged as estimated results.

Field Chain-of-Custody Record

NOTE: York's Std. Terms & Conditions are listed on the back side of this document. This document serves as your written authorization to York to proceed with the analyses requested and your signature binds you to York's Std. Terms & Conditions.

Yorik Project No. 14B0010

YOUR INFORMATION		Report To:		Invoice To:		YOUR PROJECT ID		Turn-Around Time		Report Type			
Company: <u>LBG</u>	Company: <u>Samm-e</u>	Company: <u>Samm-e</u>	Company: <u>Rpwe Industries</u>	Samples from: <u>CT NY X NJ</u>		RUSH - Same Day <input type="checkbox"/>		RUSH - Next Day <input type="checkbox"/>		Summary Report <u>X</u> pdf			
Address: <u>4 Research Dr. Suite 301</u>	Address:	Address:	Address:	Semi-Volatiles: <u>8770-r-025</u>		RUSH - Two Day <input type="checkbox"/>		RUSH - Three Day <input type="checkbox"/>		Summary w/ QA summary <u>X</u> pdf			
Phone No. <u>203-929-8555</u>	Phone No.:	Phone No.:	Phone No.:	Volatiles: <u>8260 full TIC</u>		RUSH - Four Day <input type="checkbox"/>		Standard (5-7 Days) <input checked="" type="checkbox"/>		CT RCP Package			
Contact Person: <u>Tonde Sandor</u>	Attention:	Attention:	Attention:	Matrix Codes		Semi-Volatiles: <u>8082PCD</u>		Misc. Org.:		CT RCP DQADUE Pkg			
E-Mail Address: <u>Tsandor@LBGCT.com</u>	E-Mail Address:	E-Mail Address:	E-Mail Address:	S - soil		STARS list		TPH DR0		NY ASP A Package			
<p><i>Print Client Name and Address. All information must be completed. Samples will NOT be logged in until the turnaround time clock will not begin until all questions by York are resolved.</i></p> <p>Matrix Codes</p> <p>S - soil Other - specify (oil, etc) WW - wastewater GW - groundwater DW - drinking water Air-A - ambient air Air-SV - soil vapor</p>				<p>Choose Analyses Needed from the Menu Above and Enter Below</p>		<p>Site-Spec</p> <p>Nassau Co.</p> <p>Sirifank Co.</p> <p>BTX</p> <p>MTBE</p> <p>TCL list</p> <p>TAGM list</p> <p>CT RCP list</p> <p>Arom. only</p> <p>502.2</p> <p>Halog. only</p> <p>SRP list</p> <p>8021B list</p>		<p>TPH 1664</p> <p>Air-TO14A</p> <p>Air-TO15</p> <p>Air-STAR5</p> <p>SP1 or TCLP</p> <p>Chlordane</p> <p>608 PCB</p> <p>609 PCB</p>		<p>Perchlorate</p> <p>Herzweigs</p> <p>TOX</p> <p>BTURB.</p> <p>Aquatic Tox.</p> <p>TOC</p> <p>Asbestos</p> <p>Silica</p>		<p>Excel Spreadsheet</p> <p>Compare to the following (e.g., please fill in):</p>	
				<p>Other</p> <p>York Regulatory Comparison</p> <p>Excel Spreadsheet</p>		<p>Perchlorate</p> <p>Herzweigs</p> <p>TOX</p> <p>BTURB.</p> <p>Aquatic Tox.</p> <p>TOC</p> <p>Asbestos</p> <p>Silica</p>		<p>Perchlorate</p> <p>Herzweigs</p> <p>TOX</p> <p>BTURB.</p> <p>Aquatic Tox.</p> <p>TOC</p> <p>Asbestos</p> <p>Silica</p>		<p>Perchlorate</p> <p>Herzweigs</p> <p>TOX</p> <p>BTURB.</p> <p>Aquatic Tox.</p> <p>TOC</p> <p>Asbestos</p> <p>Silica</p>			
<p>Samples Collected/Authorized By (Signature)</p> <p><u>STEPHEN HAVAT</u></p> <p>Name (printed)</p>				<p>Sample Matrix</p> <p>GW</p> <p>GW</p> <p>GW</p>		<p>Sample Matrix</p> <p>GW</p> <p>GW</p> <p>GW</p>		<p>Sample Matrix</p> <p>GW</p> <p>GW</p> <p>GW</p>		<p>Container Description(s)</p> <p>3V 2P</p> <p>3V 2P</p> <p>3V 3P</p>			
<p>Sample Identification</p> <p>WQ012814: 1400 NP2-6</p> <p>WQ012814: 1405 NP2-7</p> <p>WQ012814: 1410 NP2-10</p>				<p>Date Sampled</p> <p>11/28/14</p> <p>1405</p> <p>1410</p>		<p>Date Sampled</p> <p>11/28/14</p> <p>1405</p> <p>1410</p>		<p>Date Sampled</p> <p>11/28/14</p> <p>1405</p> <p>1410</p>		<p>Temperature on Receipt</p> <p>3.0 °C</p>			
<p>Comments</p> <p>Fe by EPA 800.775, Dissolved by EPA 6010 (SW 846-6106) / VOCs</p> <p>P260 List (EPA SW 846-6106) plus from 113</p> <p>Fe by EPA 800.775, Dissolved by EPA 6010 (SW 846-6106) / VOCs</p> <p>P260 List (EPA SW 846-6106) plus from 113 / TDS (SH 25405)</p>				<p>Preservation</p> <p>Check those Applicable</p> <p>Special Instructions</p> <p>Field Filled <input type="checkbox"/></p> <p>Lab to Filter <input type="checkbox"/></p>		<p>4°C <input type="checkbox"/></p> <p>Frozen <input type="checkbox"/></p> <p>HCl <input type="checkbox"/></p> <p>ZnAc <input type="checkbox"/></p> <p>Ascorbic Acid <input type="checkbox"/></p> <p>MeOH <input type="checkbox"/></p> <p>Other <input type="checkbox"/></p>		<p>TRU <input type="checkbox"/></p> <p>TRU <input type="checkbox"/></p> <p>TRU <input type="checkbox"/></p>		<p>Date/Time</p> <p>2/3/14 1530</p> <p>2-3-14 1644</p>			

YORK

ANALYTICAL LABORATORIES, INC.
120 RESEARCH DR. STRATFORD, CT 06615
(203) 325-1371 FAX (203) 357-0166

Field Chain-of-Custody Record

NOTE: York's Std. Terms & Conditions are listed on the back side of this document. This document serves as your written authorization to York to proceed with the analyses requested and your signature binds you to York's Std. Terms & Conditions.

Page 1 of 1
York Project No. 14B0011

YOUR INFORMATION Company: <u>LBG</u> Address: <u>4 Research Dr. Suite 304 Shelton, CT 06484</u> Phone No.: <u>203-929-8555</u> Contact Person: <u>Tunde Sander</u> E-Mail Address: <u>TSander@LBGCT.com</u>		Report To: Company: <u>Same</u> Address: _____ Phone No.: _____ Attention: _____ E-Mail Address: _____		Invoice To: Company: <u>Same</u> Address: _____ Phone No.: _____ Attention: _____ E-Mail Address: _____		YOUR PROJECT ID <u>Apwe Industries</u> Purchase Order No.: <u>NAB5A6</u> Samples from: CT <input type="checkbox"/> NY <input checked="" type="checkbox"/> NJ <input type="checkbox"/>		Turn-Around Time RUSH - Same Day <input type="checkbox"/> RUSH - Next Day <input type="checkbox"/> RUSH - Two Day <input type="checkbox"/> RUSH - Three Day <input type="checkbox"/> RUSH - Four Day <input type="checkbox"/> Standard (5-7 Days) <input checked="" type="checkbox"/>		Report Type Summary Report <input checked="" type="checkbox"/> Summary w/ QA summary <input checked="" type="checkbox"/> CT RCP Package <input type="checkbox"/> CIRCP DQ/DUE Pkg <input type="checkbox"/> NY ASP A Package <input type="checkbox"/> NY ASP B Package <input type="checkbox"/> <u>to only</u> NIJEP Red. Deliv. <input type="checkbox"/> Electronic Data Deliverables (EDD) <input type="checkbox"/>	
---	--	--	--	---	--	---	--	--	--	---	--

Print Clearly and Legibly. All information must be complete. Samples will NOT be logged in and the turn-around time clock will not begin until any questions by York are resolved.


Samples Collected/Authorized By (Signature): [Signature]
Name (printed): STEPHEN HVAL

Matrix Codes	Volatiles	Semi-Volts	Metals	Misc. Org	Full Lists	Misc.
S - soil	8260 full	8270 or 625	RCRA 8	TPH GRO	Pri Poll.	Cerrosivity
Other - specify (oil, etc)	TICs	STARS list	PP 13 list	TPH DR0	TCL Opates	Reactivity
WW - wastewater	Site Spec	BIN Only	TAL	CT ETPH	TAL MeCN	Ignitability
GW - groundwater	Nassau Co.	Acids Only	CT RCP	NY 310-13	Full TCLP	Flash Point
DW - drinking water	Suffolk Co.	PAH list	App. IX	TPH 1664	Full App. IX	Sieve Anal.
Air-A - ambient air	Ketones	TAGM list	Site Spec.	NIJEP list	Part 369-Residue	Heavy Metals
Air-SV - soil vapor	Oxygenes	CT RCP list	SELP or TCLP	Air TO 15	Part 369-Residue	Hexachlorobiphenyls
	TAGM list	TCLP list	TCLP Pest	Air TO 15	Part 369-Residue	TOX
	CT RCP list	524.2	Disolved	Air STARS	Part 369-Residue	BTU/mb
	Arom. only	502.2	SELP or TCLP	Air VPH	Part 369-Residue	Aspartic Tox.
	Halog. only	NIJEP list	TCLP Herb	Air TICs	NYCEP	TOC
	App. IX list	SELP or TCLP	Chloridene	Medicine	NYSECC	Asbestos
	8021B list	TCLP BNA	608 Pest	Hedion	TAGM	Silica
		SELP or TCLP	608 PCB			

Sample Identification	Date Sampled	Sample Matrix	Choose Analyses Needed from the Menu Above and Enter Below	Container Description(s)
WQ012814: 1400 NP2-6	1/29/14 1400	GW	Fe by EPA 800.71 Fe, Dissolved by EPA 8010 (SW 846-6106) / PCCs, P260 list (EPA SW 845-8260b) plus from 113	3v 2P
WQ012814: 1405 NP2-7	1405	GW	Fe by EPA 800.71 Fe, Dissolved by EPA 8010 (SW 846-6106) / PCCs	3v 2P
WQ012814: 1410 NP2-10	1410	GW	P260 list (EPA SW 845-8260b) plus from 113 / TO5 (SH 2540c)	3v 3P

Comments Preservation (Check those applicable) Special Instructions Field Filtered <input type="checkbox"/> Lab to Filter <input type="checkbox"/>	4°C _____ Frozen _____ HCl _____ HNO ₃ _____ H ₂ SO ₄ _____ NaOH _____ MeOH _____ Ascorbic Acid _____ Other _____	Temperature on Receipt <u>3.0 °C</u>
	Samples Relinquished By: <u>[Signature]</u> Date/Time: <u>2/3/14 1530</u> Samples Relinquished By: <u>Grace</u> Date/Time: <u>2-3-14 1644</u>	Samples Received By: <u>[Signature]</u> Date/Time: <u>2/3/14 1530</u> Samples Received in Lab by: _____ Date/Time: _____

APPENDIX II
JANUARY 2014 LABORATORY ANALYTICAL REPORTS
FOR FSP&T AND FP&T RECOVERY WELLS



Technical Report

prepared for:

Leggette Brashears & Graham Shelton Office

4 Research Drive, Suite 301

Shelton CT, 06484

Attention: Tunde Komuves-Sandor

Report Date: 02/12/2014

Client Project ID: Rowe Industries

York Project (SDG) No.: 14B0012

CT Cert. No. PH-0723

New Jersey Cert. No. CT-005



New York Cert. No. 10854

PA Cert. No. 68-04440

Report Date: 02/12/2014
Client Project ID: Rowe Industries
York Project (SDG) No.: 14B0012

Leggette Brashears & Graham Shelton Office
4 Research Drive, Suite 301
Shelton CT, 06484
Attention: Tunde Komuves-Sandor

Purpose and Results

This report contains the analytical data for the sample(s) identified on the attached chain-of-custody received in our laboratory on February 03, 2014 and listed below. The project was identified as your project: **Rowe Industries**.

The analyses were conducted utilizing appropriate EPA, Standard Methods, and ASTM methods as detailed in the data summary tables.

All samples were received in proper condition meeting the customary acceptance requirements for environmental samples except those indicated under the Notes section of this report.

All analyses met the method and laboratory standard operating procedure requirements except as indicated by any data flags, the meaning of which are explained in the attachment to this report, and case narrative if applicable.

The results of the analyses, which are all reported on dry weight basis (soils) unless otherwise noted, are detailed in the following pages.

Please contact Client Services at 203.325.1371 with any questions regarding this report.

<u>York Sample ID</u>	<u>Client Sample ID</u>	<u>Matrix</u>	<u>Date Collected</u>	<u>Date Received</u>
14B0012-01	WQ012814:1230NP1-1-2	Water	01/28/2014	02/03/2014
14B0012-02	WQ012814:1240NP1-1-4	Water	01/28/2014	02/03/2014
14B0012-03	WQ012814:1250NP1-1-6	Water	01/28/2014	02/03/2014
14B0012-04	WQ012814:1300NP1-1-7	Water	01/28/2014	02/03/2014

General Notes for York Project (SDG) No.: 14B0012

1. The RLs and MDLs (Reporting Limit and Method Detection Limit respectively) reported are adjusted for any dilution necessary due to the levels of target and/or non-target analytes and matrix interference. The RL(REPORTING LIMIT) is based upon the lowest standard utilized for the calibration where applicable.
2. Samples are retained for a period of thirty days after submittal of report, unless other arrangements are made.
3. York's liability for the above data is limited to the dollar value paid to York for the referenced project.
4. This report shall not be reproduced without the written approval of York Analytical Laboratories, Inc.
5. All samples were received in proper condition for analysis with proper documentation, unless otherwise noted.
6. All analyses conducted met method or Laboratory SOP requirements. See the Qualifiers and/or Narrative sections for further information.
7. It is noted that no analyses reported herein were subcontracted to another laboratory, unless noted in the report.
8. This report reflects results that relate only to the samples submitted on the attached chain-of-custody form(s) received by York.


Approved By:



Date: 02/12/2014

Benjamin Gulizia
Laboratory Director





Sample Information

Client Sample ID: WQ012814:1230NP1-1-2

York Sample ID: 14B0012-01

York Project (SDG) No.
14B0012

Client Project ID
Rowe Industries

Matrix
Water

Collection Date/Time
January 28, 2014 12:30 pm

Date Received
02/03/2014


Volatile Organics, 8260 List - Low Level

Log-in Notes:

Sample Notes:

Sample Prepared by Method: EPA 5030B

CAS No.	Parameter	Result	Flag	Units	MDL	RL	Dilution	Reference Method	Date/Time Prepared	Date/Time Analyzed	Analyst
630-20-6	1,1,1,2-Tetrachloroethane	ND		ug/L	0.20	0.50	1	EPA 8260C	02/07/2014 09:37	02/07/2014 18:06	SS
71-55-6	1,1,1-Trichloroethane	ND		ug/L	0.20	0.50	1	EPA 8260C	02/07/2014 09:37	02/07/2014 18:06	SS
79-34-5	1,1,2,2-Tetrachloroethane	ND		ug/L	0.20	0.50	1	EPA 8260C	02/07/2014 09:37	02/07/2014 18:06	SS
76-13-1	1,1,2-Trichloro-1,2,2-trifluoroethane (Freon 113)	ND		ug/L	0.20	0.50	1	EPA 8260C	02/07/2014 09:37	02/07/2014 18:06	SS
79-00-5	1,1,2-Trichloroethane	ND		ug/L	0.20	0.50	1	EPA 8260C	02/07/2014 09:37	02/07/2014 18:06	SS
75-34-3	1,1-Dichloroethane	ND		ug/L	0.20	0.50	1	EPA 8260C	02/07/2014 09:37	02/07/2014 18:06	SS
75-35-4	1,1-Dichloroethylene	ND		ug/L	0.20	0.50	1	EPA 8260C	02/07/2014 09:37	02/07/2014 18:06	SS
563-58-6	1,1-Dichloropropylene	ND		ug/L	0.20	0.50	1	EPA 8260C	02/07/2014 09:37	02/07/2014 18:06	SS
87-61-6	1,2,3-Trichlorobenzene	ND		ug/L	0.20	0.50	1	EPA 8260C	02/07/2014 09:37	02/07/2014 18:06	SS
96-18-4	1,2,3-Trichloropropane	ND		ug/L	0.20	0.50	1	EPA 8260C	02/07/2014 09:37	02/07/2014 18:06	SS
120-82-1	1,2,4-Trichlorobenzene	ND		ug/L	0.20	0.50	1	EPA 8260C	02/07/2014 09:37	02/07/2014 18:06	SS
95-63-6	1,2,4-Trimethylbenzene	ND		ug/L	0.20	0.50	1	EPA 8260C	02/07/2014 09:37	02/07/2014 18:06	SS
96-12-8	1,2-Dibromo-3-chloropropane	ND		ug/L	0.20	0.50	1	EPA 8260C	02/07/2014 09:37	02/07/2014 18:06	SS
106-93-4	1,2-Dibromoethane	ND		ug/L	0.20	0.50	1	EPA 8260C	02/07/2014 09:37	02/07/2014 18:06	SS
95-50-1	1,2-Dichlorobenzene	ND		ug/L	0.20	0.50	1	EPA 8260C	02/07/2014 09:37	02/07/2014 18:06	SS
107-06-2	1,2-Dichloroethane	ND		ug/L	0.20	0.50	1	EPA 8260C	02/07/2014 09:37	02/07/2014 18:06	SS
78-87-5	1,2-Dichloropropane	ND		ug/L	0.20	0.50	1	EPA 8260C	02/07/2014 09:37	02/07/2014 18:06	SS
108-67-8	1,3,5-Trimethylbenzene	ND		ug/L	0.20	0.50	1	EPA 8260C	02/07/2014 09:37	02/07/2014 18:06	SS
541-73-1	1,3-Dichlorobenzene	ND		ug/L	0.20	0.50	1	EPA 8260C	02/07/2014 09:37	02/07/2014 18:06	SS
142-28-9	1,3-Dichloropropane	ND		ug/L	0.20	0.50	1	EPA 8260C	02/07/2014 09:37	02/07/2014 18:06	SS
106-46-7	1,4-Dichlorobenzene	ND		ug/L	0.20	0.50	1	EPA 8260C	02/07/2014 09:37	02/07/2014 18:06	SS
594-20-7	2,2-Dichloropropane	ND		ug/L	0.20	0.50	1	EPA 8260C	02/07/2014 09:37	02/07/2014 18:06	SS
95-49-8	2-Chlorotoluene	ND		ug/L	0.20	0.50	1	EPA 8260C	02/07/2014 09:37	02/07/2014 18:06	SS
591-78-6	2-Hexanone	ND		ug/L	0.20	0.50	1	EPA 8260C	02/07/2014 09:37	02/07/2014 18:06	SS
106-43-4	4-Chlorotoluene	ND		ug/L	0.20	0.50	1	EPA 8260C	02/07/2014 09:37	02/07/2014 18:06	SS
67-64-1	Acetone	ND		ug/L	1.0	2.0	1	EPA 8260C	02/07/2014 09:37	02/07/2014 18:06	SS
71-43-2	Benzene	ND		ug/L	0.20	0.50	1	EPA 8260C	02/07/2014 09:37	02/07/2014 18:06	SS
108-86-1	Bromobenzene	ND		ug/L	0.20	0.50	1	EPA 8260C	02/07/2014 09:37	02/07/2014 18:06	SS
74-97-5	Bromochloromethane	ND		ug/L	0.20	0.50	1	EPA 8260C	02/07/2014 09:37	02/07/2014 18:06	SS
75-27-4	Bromodichloromethane	ND		ug/L	0.20	0.50	1	EPA 8260C	02/07/2014 09:37	02/07/2014 18:06	SS



Sample Information

Client Sample ID: WQ012814:1230NP1-1-2

York Sample ID: 14B0012-01

York Project (SDG) No.

Client Project ID

Matrix

Collection Date/Time

Date Received

14B0012

Rowe Industries

Water

January 28, 2014 12:30 pm

02/03/2014


Volatile Organics, 8260 List - Low Level

Log-in Notes:

Sample Notes:

Sample Prepared by Method: EPA 5030B

CAS No.	Parameter	Result	Flag	Units	MDL	RL	Dilution	Reference Method	Date/Time Prepared	Date/Time Analyzed	Analyst
75-25-2	Bromoform	ND		ug/L	0.20	0.50	1	EPA 8260C	02/07/2014 09:37	02/07/2014 18:06	SS
74-83-9	Bromomethane	ND		ug/L	0.20	0.50	1	EPA 8260C	02/07/2014 09:37	02/07/2014 18:06	SS
56-23-5	Carbon tetrachloride	ND		ug/L	0.20	0.50	1	EPA 8260C	02/07/2014 09:37	02/07/2014 18:06	SS
108-90-7	Chlorobenzene	ND		ug/L	0.20	0.50	1	EPA 8260C	02/07/2014 09:37	02/07/2014 18:06	SS
75-00-3	Chloroethane	ND		ug/L	0.20	0.50	1	EPA 8260C	02/07/2014 09:37	02/07/2014 18:06	SS
67-66-3	Chloroform	ND		ug/L	0.20	0.50	1	EPA 8260C	02/07/2014 09:37	02/07/2014 18:06	SS
74-87-3	Chloromethane	ND		ug/L	0.20	0.50	1	EPA 8260C	02/07/2014 09:37	02/07/2014 18:06	SS
156-59-2	cis-1,2-Dichloroethylene	ND		ug/L	0.20	0.50	1	EPA 8260C	02/07/2014 09:37	02/07/2014 18:06	SS
10061-01-5	cis-1,3-Dichloropropylene	ND		ug/L	0.20	0.50	1	EPA 8260C	02/07/2014 09:37	02/07/2014 18:06	SS
124-48-1	Dibromochloromethane	ND		ug/L	0.20	0.50	1	EPA 8260C	02/07/2014 09:37	02/07/2014 18:06	SS
74-95-3	Dibromomethane	ND		ug/L	0.20	0.50	1	EPA 8260C	02/07/2014 09:37	02/07/2014 18:06	SS
75-71-8	Dichlorodifluoromethane	ND		ug/L	0.20	0.50	1	EPA 8260C	02/07/2014 09:37	02/07/2014 18:06	SS
100-41-4	Ethyl Benzene	ND		ug/L	0.20	0.50	1	EPA 8260C	02/07/2014 09:37	02/07/2014 18:06	SS
87-68-3	Hexachlorobutadiene	ND		ug/L	0.20	0.50	1	EPA 8260C	02/07/2014 09:37	02/07/2014 18:06	SS
98-82-8	Isopropylbenzene	ND		ug/L	0.20	0.50	1	EPA 8260C	02/07/2014 09:37	02/07/2014 18:06	SS
1634-04-4	Methyl tert-butyl ether (MTBE)	ND		ug/L	0.20	0.50	1	EPA 8260C	02/07/2014 09:37	02/07/2014 18:06	SS
75-09-2	Methylene chloride	ND		ug/L	1.0	2.0	1	EPA 8260C	02/07/2014 09:37	02/07/2014 18:06	SS
91-20-3	Naphthalene	ND		ug/L	1.0	2.0	1	EPA 8260C	02/07/2014 09:37	02/07/2014 18:06	SS
104-51-8	n-Butylbenzene	ND		ug/L	0.20	0.50	1	EPA 8260C	02/07/2014 09:37	02/07/2014 18:06	SS
103-65-1	n-Propylbenzene	ND		ug/L	0.20	0.50	1	EPA 8260C	02/07/2014 09:37	02/07/2014 18:06	SS
95-47-6	o-Xylene	ND		ug/L	0.20	0.50	1	EPA 8260C	02/07/2014 09:37	02/07/2014 18:06	SS
179601-23-1	p- & m- Xylenes	ND		ug/L	0.50	1.0	1	EPA 8260C	02/07/2014 09:37	02/07/2014 18:06	SS
99-87-6	p-Isopropyltoluene	ND		ug/L	0.20	0.50	1	EPA 8260C	02/07/2014 09:37	02/07/2014 18:06	SS
135-98-8	sec-Butylbenzene	ND		ug/L	0.20	0.50	1	EPA 8260C	02/07/2014 09:37	02/07/2014 18:06	SS
100-42-5	Styrene	ND		ug/L	0.20	0.50	1	EPA 8260C	02/07/2014 09:37	02/07/2014 18:06	SS
98-06-6	tert-Butylbenzene	ND		ug/L	0.20	0.50	1	EPA 8260C	02/07/2014 09:37	02/07/2014 18:06	SS
127-18-4	Tetrachloroethylene	1.2		ug/L	0.20	0.50	1	EPA 8260C	02/07/2014 09:37	02/07/2014 18:06	SS
108-88-3	Toluene	ND		ug/L	0.20	0.50	1	EPA 8260C	02/07/2014 09:37	02/07/2014 18:06	SS
156-60-5	trans-1,2-Dichloroethylene	ND		ug/L	0.20	0.50	1	EPA 8260C	02/07/2014 09:37	02/07/2014 18:06	SS
10061-02-6	trans-1,3-Dichloropropylene	ND		ug/L	0.20	0.50	1	EPA 8260C	02/07/2014 09:37	02/07/2014 18:06	SS
79-01-6	Trichloroethylene	ND		ug/L	0.20	0.50	1	EPA 8260C	02/07/2014 09:37	02/07/2014 18:06	SS



Sample Information

Client Sample ID: WQ012814:1230NP1-1-2

York Sample ID: 14B0012-01

York Project (SDG) No.

Client Project ID

Matrix

Collection Date/Time

Date Received

14B0012

Rowe Industries

Water

January 28, 2014 12:30 pm

02/03/2014

Volatile Organics, 8260 List - Low Level

Log-in Notes:

Sample Notes:

Sample Prepared by Method: EPA 5030B

CAS No.	Parameter	Result	Flag	Units	MDL	RL	Dilution	Reference Method	Date/Time Prepared	Date/Time Analyzed	Analyst
75-69-4	Trichlorofluoromethane	ND		ug/L	0.20	0.50	1	EPA 8260C	02/07/2014 09:37	02/07/2014 18:06	SS
75-01-4	Vinyl Chloride	ND		ug/L	0.50	0.50	1	EPA 8260C	02/07/2014 09:37	02/07/2014 18:06	SS
1330-20-7	Xylenes, Total	ND		ug/L	0.60	1.5	1	EPA 8260C	02/07/2014 09:37	02/07/2014 18:06	SS
	Surrogate Recoveries	Result			Acceptance Range						
17060-07-0	Surrogate: 1,2-Dichloroethane-d4	104 %			79-133						
460-00-4	Surrogate: p-Bromofluorobenzene	100 %			65-133						
2037-26-5	Surrogate: Toluene-d8	101 %			80-123						

Sample Information

Client Sample ID: WQ012814:1240NP1-1-4

York Sample ID: 14B0012-02

York Project (SDG) No.

Client Project ID

Matrix

Collection Date/Time

Date Received

14B0012

Rowe Industries

Water

January 28, 2014 12:40 pm

02/03/2014


Volatile Organics, 8260 List - Low Level

Log-in Notes:

Sample Notes:

Sample Prepared by Method: EPA 5030B

CAS No.	Parameter	Result	Flag	Units	MDL	RL	Dilution	Reference Method	Date/Time Prepared	Date/Time Analyzed	Analyst
630-20-6	1,1,1,2-Tetrachloroethane	ND		ug/L	0.20	0.50	1	EPA 8260C	02/07/2014 09:37	02/07/2014 18:36	SS
71-55-6	1,1,1-Trichloroethane	ND		ug/L	0.20	0.50	1	EPA 8260C	02/07/2014 09:37	02/07/2014 18:36	SS
79-34-5	1,1,2,2-Tetrachloroethane	ND		ug/L	0.20	0.50	1	EPA 8260C	02/07/2014 09:37	02/07/2014 18:36	SS
76-13-1	1,1,2-Trichloro-1,2,2-trifluoroethane (Freon 113)	ND		ug/L	0.20	0.50	1	EPA 8260C	02/07/2014 09:37	02/07/2014 18:36	SS
79-00-5	1,1,2-Trichloroethane	ND		ug/L	0.20	0.50	1	EPA 8260C	02/07/2014 09:37	02/07/2014 18:36	SS
75-34-3	1,1-Dichloroethane	ND		ug/L	0.20	0.50	1	EPA 8260C	02/07/2014 09:37	02/07/2014 18:36	SS
75-35-4	1,1-Dichloroethylene	ND		ug/L	0.20	0.50	1	EPA 8260C	02/07/2014 09:37	02/07/2014 18:36	SS
563-58-6	1,1-Dichloropropylene	ND		ug/L	0.20	0.50	1	EPA 8260C	02/07/2014 09:37	02/07/2014 18:36	SS
87-61-6	1,2,3-Trichlorobenzene	ND		ug/L	0.20	0.50	1	EPA 8260C	02/07/2014 09:37	02/07/2014 18:36	SS
96-18-4	1,2,3-Trichloropropane	ND		ug/L	0.20	0.50	1	EPA 8260C	02/07/2014 09:37	02/07/2014 18:36	SS
120-82-1	1,2,4-Trichlorobenzene	ND		ug/L	0.20	0.50	1	EPA 8260C	02/07/2014 09:37	02/07/2014 18:36	SS
95-63-6	1,2,4-Trimethylbenzene	ND		ug/L	0.20	0.50	1	EPA 8260C	02/07/2014 09:37	02/07/2014 18:36	SS
96-12-8	1,2-Dibromo-3-chloropropane	ND		ug/L	0.20	0.50	1	EPA 8260C	02/07/2014 09:37	02/07/2014 18:36	SS
106-93-4	1,2-Dibromoethane	ND		ug/L	0.20	0.50	1	EPA 8260C	02/07/2014 09:37	02/07/2014 18:36	SS
95-50-1	1,2-Dichlorobenzene	ND		ug/L	0.20	0.50	1	EPA 8260C	02/07/2014 09:37	02/07/2014 18:36	SS
107-06-2	1,2-Dichloroethane	ND		ug/L	0.20	0.50	1	EPA 8260C	02/07/2014 09:37	02/07/2014 18:36	SS



Sample Information

Client Sample ID: WQ012814:1240NP1-1-4

York Sample ID: 14B0012-02

York Project (SDG) No.

Client Project ID

Matrix

Collection Date/Time

Date Received

14B0012

Rowe Industries

Water

January 28, 2014 12:40 pm

02/03/2014


Volatile Organics, 8260 List - Low Level

Log-in Notes:

Sample Notes:

Sample Prepared by Method: EPA 5030B

CAS No.	Parameter	Result	Flag	Units	MDL	RL	Dilution	Reference Method	Date/Time Prepared	Date/Time Analyzed	Analyst
78-87-5	1,2-Dichloropropane	ND		ug/L	0.20	0.50	1	EPA 8260C	02/07/2014 09:37	02/07/2014 18:36	SS
108-67-8	1,3,5-Trimethylbenzene	ND		ug/L	0.20	0.50	1	EPA 8260C	02/07/2014 09:37	02/07/2014 18:36	SS
541-73-1	1,3-Dichlorobenzene	ND		ug/L	0.20	0.50	1	EPA 8260C	02/07/2014 09:37	02/07/2014 18:36	SS
142-28-9	1,3-Dichloropropane	ND		ug/L	0.20	0.50	1	EPA 8260C	02/07/2014 09:37	02/07/2014 18:36	SS
106-46-7	1,4-Dichlorobenzene	ND		ug/L	0.20	0.50	1	EPA 8260C	02/07/2014 09:37	02/07/2014 18:36	SS
594-20-7	2,2-Dichloropropane	ND		ug/L	0.20	0.50	1	EPA 8260C	02/07/2014 09:37	02/07/2014 18:36	SS
95-49-8	2-Chlorotoluene	ND		ug/L	0.20	0.50	1	EPA 8260C	02/07/2014 09:37	02/07/2014 18:36	SS
591-78-6	2-Hexanone	ND		ug/L	0.20	0.50	1	EPA 8260C	02/07/2014 09:37	02/07/2014 18:36	SS
106-43-4	4-Chlorotoluene	ND		ug/L	0.20	0.50	1	EPA 8260C	02/07/2014 09:37	02/07/2014 18:36	SS
67-64-1	Acetone	ND		ug/L	1.0	2.0	1	EPA 8260C	02/07/2014 09:37	02/07/2014 18:36	SS
71-43-2	Benzene	ND		ug/L	0.20	0.50	1	EPA 8260C	02/07/2014 09:37	02/07/2014 18:36	SS
108-86-1	Bromobenzene	ND		ug/L	0.20	0.50	1	EPA 8260C	02/07/2014 09:37	02/07/2014 18:36	SS
74-97-5	Bromochloromethane	ND		ug/L	0.20	0.50	1	EPA 8260C	02/07/2014 09:37	02/07/2014 18:36	SS
75-27-4	Bromodichloromethane	ND		ug/L	0.20	0.50	1	EPA 8260C	02/07/2014 09:37	02/07/2014 18:36	SS
75-25-2	Bromoform	ND		ug/L	0.20	0.50	1	EPA 8260C	02/07/2014 09:37	02/07/2014 18:36	SS
74-83-9	Bromomethane	ND		ug/L	0.20	0.50	1	EPA 8260C	02/07/2014 09:37	02/07/2014 18:36	SS
56-23-5	Carbon tetrachloride	ND		ug/L	0.20	0.50	1	EPA 8260C	02/07/2014 09:37	02/07/2014 18:36	SS
108-90-7	Chlorobenzene	ND		ug/L	0.20	0.50	1	EPA 8260C	02/07/2014 09:37	02/07/2014 18:36	SS
75-00-3	Chloroethane	ND		ug/L	0.20	0.50	1	EPA 8260C	02/07/2014 09:37	02/07/2014 18:36	SS
67-66-3	Chloroform	ND		ug/L	0.20	0.50	1	EPA 8260C	02/07/2014 09:37	02/07/2014 18:36	SS
74-87-3	Chloromethane	ND		ug/L	0.20	0.50	1	EPA 8260C	02/07/2014 09:37	02/07/2014 18:36	SS
156-59-2	cis-1,2-Dichloroethylene	ND		ug/L	0.20	0.50	1	EPA 8260C	02/07/2014 09:37	02/07/2014 18:36	SS
10061-01-5	cis-1,3-Dichloropropylene	ND		ug/L	0.20	0.50	1	EPA 8260C	02/07/2014 09:37	02/07/2014 18:36	SS
124-48-1	Dibromochloromethane	ND		ug/L	0.20	0.50	1	EPA 8260C	02/07/2014 09:37	02/07/2014 18:36	SS
74-95-3	Dibromomethane	ND		ug/L	0.20	0.50	1	EPA 8260C	02/07/2014 09:37	02/07/2014 18:36	SS
75-71-8	Dichlorodifluoromethane	ND		ug/L	0.20	0.50	1	EPA 8260C	02/07/2014 09:37	02/07/2014 18:36	SS
100-41-4	Ethyl Benzene	ND		ug/L	0.20	0.50	1	EPA 8260C	02/07/2014 09:37	02/07/2014 18:36	SS
87-68-3	Hexachlorobutadiene	ND		ug/L	0.20	0.50	1	EPA 8260C	02/07/2014 09:37	02/07/2014 18:36	SS
98-82-8	Isopropylbenzene	ND		ug/L	0.20	0.50	1	EPA 8260C	02/07/2014 09:37	02/07/2014 18:36	SS
1634-04-4	Methyl tert-butyl ether (MTBE)	ND		ug/L	0.20	0.50	1	EPA 8260C	02/07/2014 09:37	02/07/2014 18:36	SS
75-09-2	Methylene chloride	ND		ug/L	1.0	2.0	1	EPA 8260C	02/07/2014 09:37	02/07/2014 18:36	SS



Sample Information

Client Sample ID: WQ012814:1240NP1-1-4

York Sample ID: 14B0012-02

York Project (SDG) No.

Client Project ID

Matrix

Collection Date/Time

Date Received

14B0012

Rowe Industries

Water

January 28, 2014 12:40 pm

02/03/2014

Volatile Organics, 8260 List - Low Level

Log-in Notes:

Sample Notes:

Sample Prepared by Method: EPA 5030B

Table with 12 columns: CAS No., Parameter, Result, Flag, Units, MDL, RL, Dilution, Reference Method, Date/Time Prepared, Date/Time Analyzed, Analyst. Rows include Naphthalene, n-Butylbenzene, n-Propylbenzene, o-Xylene, p- & m- Xylenes, p-Isopropyltoluene, sec-Butylbenzene, Styrene, tert-Butylbenzene, Tetrachloroethylene, Toluene, trans-1,2-Dichloroethylene, trans-1,3-Dichloropropylene, Trichloroethylene, Trichlorofluoromethane, Vinyl Chloride, Xylenes, Total.

Surrogate Recoveries

Result

Acceptance Range

Table with 3 columns: Surrogate Name, Result, Acceptance Range. Rows: Surrogate: 1,2-Dichloroethane-d4 (99.6%), Surrogate: p-Bromofluorobenzene (99.6%), Surrogate: Toluene-d8 (101%).

Sample Information

Client Sample ID: WQ012814:1250NP1-1-6

York Sample ID: 14B0012-03

York Project (SDG) No.

Client Project ID

Matrix

Collection Date/Time

Date Received

14B0012

Rowe Industries

Water

January 28, 2014 12:50 pm

02/03/2014


Volatile Organics, 8260 List - Low Level

Log-in Notes:

Sample Notes:

Sample Prepared by Method: EPA 5030B

Table with 12 columns: CAS No., Parameter, Result, Flag, Units, MDL, RL, Dilution, Reference Method, Date/Time Prepared, Date/Time Analyzed, Analyst. Rows include 1,1,1,2-Tetrachloroethane, 1,1,1-Trichloroethane.



Sample Information

Client Sample ID: WQ012814:1250NP1-1-6

York Sample ID: 14B0012-03

York Project (SDG) No.

Client Project ID

Matrix

Collection Date/Time

Date Received

14B0012

Rowe Industries

Water

January 28, 2014 12:50 pm

02/03/2014


Volatile Organics, 8260 List - Low Level

Log-in Notes:

Sample Notes:

Sample Prepared by Method: EPA 5030B

CAS No.	Parameter	Result	Flag	Units	MDL	RL	Dilution	Reference Method	Date/Time Prepared	Date/Time Analyzed	Analyst
79-34-5	1,1,2,2-Tetrachloroethane	ND		ug/L	0.20	0.50	1	EPA 8260C	02/07/2014 09:37	02/07/2014 19:05	SS
76-13-1	1,1,2-Trichloro-1,2,2-trifluoroethane (Freon 113)	ND		ug/L	0.20	0.50	1	EPA 8260C	02/07/2014 09:37	02/07/2014 19:05	SS
79-00-5	1,1,2-Trichloroethane	ND		ug/L	0.20	0.50	1	EPA 8260C	02/07/2014 09:37	02/07/2014 19:05	SS
75-34-3	1,1-Dichloroethane	ND		ug/L	0.20	0.50	1	EPA 8260C	02/07/2014 09:37	02/07/2014 19:05	SS
75-35-4	1,1-Dichloroethylene	ND		ug/L	0.20	0.50	1	EPA 8260C	02/07/2014 09:37	02/07/2014 19:05	SS
563-58-6	1,1-Dichloropropylene	ND		ug/L	0.20	0.50	1	EPA 8260C	02/07/2014 09:37	02/07/2014 19:05	SS
87-61-6	1,2,3-Trichlorobenzene	ND		ug/L	0.20	0.50	1	EPA 8260C	02/07/2014 09:37	02/07/2014 19:05	SS
96-18-4	1,2,3-Trichloropropane	ND		ug/L	0.20	0.50	1	EPA 8260C	02/07/2014 09:37	02/07/2014 19:05	SS
120-82-1	1,2,4-Trichlorobenzene	ND		ug/L	0.20	0.50	1	EPA 8260C	02/07/2014 09:37	02/07/2014 19:05	SS
95-63-6	1,2,4-Trimethylbenzene	ND		ug/L	0.20	0.50	1	EPA 8260C	02/07/2014 09:37	02/07/2014 19:05	SS
96-12-8	1,2-Dibromo-3-chloropropane	ND		ug/L	0.20	0.50	1	EPA 8260C	02/07/2014 09:37	02/07/2014 19:05	SS
106-93-4	1,2-Dibromoethane	ND		ug/L	0.20	0.50	1	EPA 8260C	02/07/2014 09:37	02/07/2014 19:05	SS
95-50-1	1,2-Dichlorobenzene	ND		ug/L	0.20	0.50	1	EPA 8260C	02/07/2014 09:37	02/07/2014 19:05	SS
107-06-2	1,2-Dichloroethane	ND		ug/L	0.20	0.50	1	EPA 8260C	02/07/2014 09:37	02/07/2014 19:05	SS
78-87-5	1,2-Dichloropropane	ND		ug/L	0.20	0.50	1	EPA 8260C	02/07/2014 09:37	02/07/2014 19:05	SS
108-67-8	1,3,5-Trimethylbenzene	ND		ug/L	0.20	0.50	1	EPA 8260C	02/07/2014 09:37	02/07/2014 19:05	SS
541-73-1	1,3-Dichlorobenzene	ND		ug/L	0.20	0.50	1	EPA 8260C	02/07/2014 09:37	02/07/2014 19:05	SS
142-28-9	1,3-Dichloropropane	ND		ug/L	0.20	0.50	1	EPA 8260C	02/07/2014 09:37	02/07/2014 19:05	SS
106-46-7	1,4-Dichlorobenzene	ND		ug/L	0.20	0.50	1	EPA 8260C	02/07/2014 09:37	02/07/2014 19:05	SS
594-20-7	2,2-Dichloropropane	ND		ug/L	0.20	0.50	1	EPA 8260C	02/07/2014 09:37	02/07/2014 19:05	SS
95-49-8	2-Chlorotoluene	ND		ug/L	0.20	0.50	1	EPA 8260C	02/07/2014 09:37	02/07/2014 19:05	SS
591-78-6	2-Hexanone	ND		ug/L	0.20	0.50	1	EPA 8260C	02/07/2014 09:37	02/07/2014 19:05	SS
106-43-4	4-Chlorotoluene	ND		ug/L	0.20	0.50	1	EPA 8260C	02/07/2014 09:37	02/07/2014 19:05	SS
67-64-1	Acetone	ND		ug/L	1.0	2.0	1	EPA 8260C	02/07/2014 09:37	02/07/2014 19:05	SS
71-43-2	Benzene	ND		ug/L	0.20	0.50	1	EPA 8260C	02/07/2014 09:37	02/07/2014 19:05	SS
108-86-1	Bromobenzene	ND		ug/L	0.20	0.50	1	EPA 8260C	02/07/2014 09:37	02/07/2014 19:05	SS
74-97-5	Bromochloromethane	ND		ug/L	0.20	0.50	1	EPA 8260C	02/07/2014 09:37	02/07/2014 19:05	SS
75-27-4	Bromodichloromethane	ND		ug/L	0.20	0.50	1	EPA 8260C	02/07/2014 09:37	02/07/2014 19:05	SS
75-25-2	Bromoform	ND		ug/L	0.20	0.50	1	EPA 8260C	02/07/2014 09:37	02/07/2014 19:05	SS
74-83-9	Bromomethane	ND		ug/L	0.20	0.50	1	EPA 8260C	02/07/2014 09:37	02/07/2014 19:05	SS
56-23-5	Carbon tetrachloride	ND		ug/L	0.20	0.50	1	EPA 8260C	02/07/2014 09:37	02/07/2014 19:05	SS



Sample Information

Client Sample ID: WQ012814:1250NP1-1-6

York Sample ID: 14B0012-03

York Project (SDG) No.

Client Project ID

Matrix

Collection Date/Time

Date Received

14B0012

Rowe Industries

Water

January 28, 2014 12:50 pm

02/03/2014


Volatile Organics, 8260 List - Low Level

Log-in Notes:

Sample Notes:

Sample Prepared by Method: EPA 5030B

CAS No.	Parameter	Result	Flag	Units	MDL	RL	Dilution	Reference Method	Date/Time Prepared	Date/Time Analyzed	Analyst
108-90-7	Chlorobenzene	ND		ug/L	0.20	0.50	1	EPA 8260C	02/07/2014 09:37	02/07/2014 19:05	SS
75-00-3	Chloroethane	ND		ug/L	0.20	0.50	1	EPA 8260C	02/07/2014 09:37	02/07/2014 19:05	SS
67-66-3	Chloroform	ND		ug/L	0.20	0.50	1	EPA 8260C	02/07/2014 09:37	02/07/2014 19:05	SS
74-87-3	Chloromethane	ND		ug/L	0.20	0.50	1	EPA 8260C	02/07/2014 09:37	02/07/2014 19:05	SS
156-59-2	cis-1,2-Dichloroethylene	ND		ug/L	0.20	0.50	1	EPA 8260C	02/07/2014 09:37	02/07/2014 19:05	SS
10061-01-5	cis-1,3-Dichloropropylene	ND		ug/L	0.20	0.50	1	EPA 8260C	02/07/2014 09:37	02/07/2014 19:05	SS
124-48-1	Dibromochloromethane	ND		ug/L	0.20	0.50	1	EPA 8260C	02/07/2014 09:37	02/07/2014 19:05	SS
74-95-3	Dibromomethane	ND		ug/L	0.20	0.50	1	EPA 8260C	02/07/2014 09:37	02/07/2014 19:05	SS
75-71-8	Dichlorodifluoromethane	ND		ug/L	0.20	0.50	1	EPA 8260C	02/07/2014 09:37	02/07/2014 19:05	SS
100-41-4	Ethyl Benzene	ND		ug/L	0.20	0.50	1	EPA 8260C	02/07/2014 09:37	02/07/2014 19:05	SS
87-68-3	Hexachlorobutadiene	ND		ug/L	0.20	0.50	1	EPA 8260C	02/07/2014 09:37	02/07/2014 19:05	SS
98-82-8	Isopropylbenzene	ND		ug/L	0.20	0.50	1	EPA 8260C	02/07/2014 09:37	02/07/2014 19:05	SS
1634-04-4	Methyl tert-butyl ether (MTBE)	ND		ug/L	0.20	0.50	1	EPA 8260C	02/07/2014 09:37	02/07/2014 19:05	SS
75-09-2	Methylene chloride	ND		ug/L	1.0	2.0	1	EPA 8260C	02/07/2014 09:37	02/07/2014 19:05	SS
91-20-3	Naphthalene	ND		ug/L	1.0	2.0	1	EPA 8260C	02/07/2014 09:37	02/07/2014 19:05	SS
104-51-8	n-Butylbenzene	ND		ug/L	0.20	0.50	1	EPA 8260C	02/07/2014 09:37	02/07/2014 19:05	SS
103-65-1	n-Propylbenzene	ND		ug/L	0.20	0.50	1	EPA 8260C	02/07/2014 09:37	02/07/2014 19:05	SS
95-47-6	o-Xylene	ND		ug/L	0.20	0.50	1	EPA 8260C	02/07/2014 09:37	02/07/2014 19:05	SS
179601-23-1	p- & m- Xylenes	ND		ug/L	0.50	1.0	1	EPA 8260C	02/07/2014 09:37	02/07/2014 19:05	SS
99-87-6	p-Isopropyltoluene	ND		ug/L	0.20	0.50	1	EPA 8260C	02/07/2014 09:37	02/07/2014 19:05	SS
135-98-8	sec-Butylbenzene	ND		ug/L	0.20	0.50	1	EPA 8260C	02/07/2014 09:37	02/07/2014 19:05	SS
100-42-5	Styrene	ND		ug/L	0.20	0.50	1	EPA 8260C	02/07/2014 09:37	02/07/2014 19:05	SS
98-06-6	tert-Butylbenzene	ND		ug/L	0.20	0.50	1	EPA 8260C	02/07/2014 09:37	02/07/2014 19:05	SS
127-18-4	Tetrachloroethylene	1.9		ug/L	0.20	0.50	1	EPA 8260C	02/07/2014 09:37	02/07/2014 19:05	SS
108-88-3	Toluene	ND		ug/L	0.20	0.50	1	EPA 8260C	02/07/2014 09:37	02/07/2014 19:05	SS
156-60-5	trans-1,2-Dichloroethylene	ND		ug/L	0.20	0.50	1	EPA 8260C	02/07/2014 09:37	02/07/2014 19:05	SS
10061-02-6	trans-1,3-Dichloropropylene	ND		ug/L	0.20	0.50	1	EPA 8260C	02/07/2014 09:37	02/07/2014 19:05	SS
79-01-6	Trichloroethylene	ND		ug/L	0.20	0.50	1	EPA 8260C	02/07/2014 09:37	02/07/2014 19:05	SS
75-69-4	Trichlorofluoromethane	ND		ug/L	0.20	0.50	1	EPA 8260C	02/07/2014 09:37	02/07/2014 19:05	SS
75-01-4	Vinyl Chloride	ND		ug/L	0.50	0.50	1	EPA 8260C	02/07/2014 09:37	02/07/2014 19:05	SS
1330-20-7	Xylenes, Total	ND		ug/L	0.60	1.5	1	EPA 8260C	02/07/2014 09:37	02/07/2014 19:05	SS



Sample Information

Client Sample ID: WQ012814:1250NP1-1-6

York Sample ID: 14B0012-03

York Project (SDG) No.

Client Project ID

Matrix

Collection Date/Time

Date Received

14B0012

Rowe Industries

Water

January 28, 2014 12:50 pm

02/03/2014

Volatile Organics, 8260 List - Low Level

Log-in Notes:

Sample Notes:

Sample Prepared by Method: EPA 5030B

CAS No.	Parameter	Result	Flag	Units	MDL	RL	Dilution	Reference Method	Date/Time Prepared	Date/Time Analyzed	Analyst
	Surrogate Recoveries	Result									
					Acceptance Range						
17060-07-0	Surrogate: 1,2-Dichloroethane-d4	103 %			79-133						
460-00-4	Surrogate: p-Bromofluorobenzene	101 %			65-133						
2037-26-5	Surrogate: Toluene-d8	103 %			80-123						

Sample Information

Client Sample ID: WQ012814:1300NP1-1-7

York Sample ID: 14B0012-04

York Project (SDG) No.

Client Project ID

Matrix

Collection Date/Time

Date Received

14B0012

Rowe Industries

Water

January 28, 2014 1:00 pm

02/03/2014


Volatile Organics, 8260 List - Low Level

Log-in Notes:

Sample Notes:

Sample Prepared by Method: EPA 5030B

CAS No.	Parameter	Result	Flag	Units	MDL	RL	Dilution	Reference Method	Date/Time Prepared	Date/Time Analyzed	Analyst
630-20-6	1,1,1,2-Tetrachloroethane	ND		ug/L	0.20	0.50	1	EPA 8260C	02/07/2014 09:37	02/07/2014 19:34	SS
71-55-6	1,1,1-Trichloroethane	ND		ug/L	0.20	0.50	1	EPA 8260C	02/07/2014 09:37	02/07/2014 19:34	SS
79-34-5	1,1,2,2-Tetrachloroethane	ND		ug/L	0.20	0.50	1	EPA 8260C	02/07/2014 09:37	02/07/2014 19:34	SS
76-13-1	1,1,2-Trichloro-1,2,2-trifluoroethane (Freon 113)	ND		ug/L	0.20	0.50	1	EPA 8260C	02/07/2014 09:37	02/07/2014 19:34	SS
79-00-5	1,1,2-Trichloroethane	ND		ug/L	0.20	0.50	1	EPA 8260C	02/07/2014 09:37	02/07/2014 19:34	SS
75-34-3	1,1-Dichloroethane	ND		ug/L	0.20	0.50	1	EPA 8260C	02/07/2014 09:37	02/07/2014 19:34	SS
75-35-4	1,1-Dichloroethylene	ND		ug/L	0.20	0.50	1	EPA 8260C	02/07/2014 09:37	02/07/2014 19:34	SS
563-58-6	1,1-Dichloropropylene	ND		ug/L	0.20	0.50	1	EPA 8260C	02/07/2014 09:37	02/07/2014 19:34	SS
87-61-6	1,2,3-Trichlorobenzene	ND		ug/L	0.20	0.50	1	EPA 8260C	02/07/2014 09:37	02/07/2014 19:34	SS
96-18-4	1,2,3-Trichloropropane	ND		ug/L	0.20	0.50	1	EPA 8260C	02/07/2014 09:37	02/07/2014 19:34	SS
120-82-1	1,2,4-Trichlorobenzene	ND		ug/L	0.20	0.50	1	EPA 8260C	02/07/2014 09:37	02/07/2014 19:34	SS
95-63-6	1,2,4-Trimethylbenzene	ND		ug/L	0.20	0.50	1	EPA 8260C	02/07/2014 09:37	02/07/2014 19:34	SS
96-12-8	1,2-Dibromo-3-chloropropane	ND		ug/L	0.20	0.50	1	EPA 8260C	02/07/2014 09:37	02/07/2014 19:34	SS
106-93-4	1,2-Dibromoethane	ND		ug/L	0.20	0.50	1	EPA 8260C	02/07/2014 09:37	02/07/2014 19:34	SS
95-50-1	1,2-Dichlorobenzene	ND		ug/L	0.20	0.50	1	EPA 8260C	02/07/2014 09:37	02/07/2014 19:34	SS
107-06-2	1,2-Dichloroethane	ND		ug/L	0.20	0.50	1	EPA 8260C	02/07/2014 09:37	02/07/2014 19:34	SS
78-87-5	1,2-Dichloropropane	ND		ug/L	0.20	0.50	1	EPA 8260C	02/07/2014 09:37	02/07/2014 19:34	SS
108-67-8	1,3,5-Trimethylbenzene	ND		ug/L	0.20	0.50	1	EPA 8260C	02/07/2014 09:37	02/07/2014 19:34	SS
541-73-1	1,3-Dichlorobenzene	ND		ug/L	0.20	0.50	1	EPA 8260C	02/07/2014 09:37	02/07/2014 19:34	SS



Sample Information

Client Sample ID: WQ012814:1300NP1-1-7

York Sample ID: 14B0012-04

York Project (SDG) No.

Client Project ID

Matrix

Collection Date/Time

Date Received

14B0012

Rowe Industries

Water

January 28, 2014 1:00 pm

02/03/2014


Volatile Organics, 8260 List - Low Level

Log-in Notes:

Sample Notes:

Sample Prepared by Method: EPA 5030B

CAS No.	Parameter	Result	Flag	Units	MDL	RL	Dilution	Reference Method	Date/Time Prepared	Date/Time Analyzed	Analyst
142-28-9	1,3-Dichloropropane	ND		ug/L	0.20	0.50	1	EPA 8260C	02/07/2014 09:37	02/07/2014 19:34	SS
106-46-7	1,4-Dichlorobenzene	ND		ug/L	0.20	0.50	1	EPA 8260C	02/07/2014 09:37	02/07/2014 19:34	SS
594-20-7	2,2-Dichloropropane	ND		ug/L	0.20	0.50	1	EPA 8260C	02/07/2014 09:37	02/07/2014 19:34	SS
95-49-8	2-Chlorotoluene	ND		ug/L	0.20	0.50	1	EPA 8260C	02/07/2014 09:37	02/07/2014 19:34	SS
591-78-6	2-Hexanone	ND		ug/L	0.20	0.50	1	EPA 8260C	02/07/2014 09:37	02/07/2014 19:34	SS
106-43-4	4-Chlorotoluene	ND		ug/L	0.20	0.50	1	EPA 8260C	02/07/2014 09:37	02/07/2014 19:34	SS
67-64-1	Acetone	ND		ug/L	1.0	2.0	1	EPA 8260C	02/07/2014 09:37	02/07/2014 19:34	SS
71-43-2	Benzene	ND		ug/L	0.20	0.50	1	EPA 8260C	02/07/2014 09:37	02/07/2014 19:34	SS
108-86-1	Bromobenzene	ND		ug/L	0.20	0.50	1	EPA 8260C	02/07/2014 09:37	02/07/2014 19:34	SS
74-97-5	Bromochloromethane	ND		ug/L	0.20	0.50	1	EPA 8260C	02/07/2014 09:37	02/07/2014 19:34	SS
75-27-4	Bromodichloromethane	ND		ug/L	0.20	0.50	1	EPA 8260C	02/07/2014 09:37	02/07/2014 19:34	SS
75-25-2	Bromoform	ND		ug/L	0.20	0.50	1	EPA 8260C	02/07/2014 09:37	02/07/2014 19:34	SS
74-83-9	Bromomethane	ND		ug/L	0.20	0.50	1	EPA 8260C	02/07/2014 09:37	02/07/2014 19:34	SS
56-23-5	Carbon tetrachloride	ND		ug/L	0.20	0.50	1	EPA 8260C	02/07/2014 09:37	02/07/2014 19:34	SS
108-90-7	Chlorobenzene	ND		ug/L	0.20	0.50	1	EPA 8260C	02/07/2014 09:37	02/07/2014 19:34	SS
75-00-3	Chloroethane	ND		ug/L	0.20	0.50	1	EPA 8260C	02/07/2014 09:37	02/07/2014 19:34	SS
67-66-3	Chloroform	ND		ug/L	0.20	0.50	1	EPA 8260C	02/07/2014 09:37	02/07/2014 19:34	SS
74-87-3	Chloromethane	ND		ug/L	0.20	0.50	1	EPA 8260C	02/07/2014 09:37	02/07/2014 19:34	SS
156-59-2	cis-1,2-Dichloroethylene	ND		ug/L	0.20	0.50	1	EPA 8260C	02/07/2014 09:37	02/07/2014 19:34	SS
10061-01-5	cis-1,3-Dichloropropylene	ND		ug/L	0.20	0.50	1	EPA 8260C	02/07/2014 09:37	02/07/2014 19:34	SS
124-48-1	Dibromochloromethane	ND		ug/L	0.20	0.50	1	EPA 8260C	02/07/2014 09:37	02/07/2014 19:34	SS
74-95-3	Dibromomethane	ND		ug/L	0.20	0.50	1	EPA 8260C	02/07/2014 09:37	02/07/2014 19:34	SS
75-71-8	Dichlorodifluoromethane	ND		ug/L	0.20	0.50	1	EPA 8260C	02/07/2014 09:37	02/07/2014 19:34	SS
100-41-4	Ethyl Benzene	ND		ug/L	0.20	0.50	1	EPA 8260C	02/07/2014 09:37	02/07/2014 19:34	SS
87-68-3	Hexachlorobutadiene	ND		ug/L	0.20	0.50	1	EPA 8260C	02/07/2014 09:37	02/07/2014 19:34	SS
98-82-8	Isopropylbenzene	ND		ug/L	0.20	0.50	1	EPA 8260C	02/07/2014 09:37	02/07/2014 19:34	SS
1634-04-4	Methyl tert-butyl ether (MTBE)	ND		ug/L	0.20	0.50	1	EPA 8260C	02/07/2014 09:37	02/07/2014 19:34	SS
75-09-2	Methylene chloride	ND		ug/L	1.0	2.0	1	EPA 8260C	02/07/2014 09:37	02/07/2014 19:34	SS
91-20-3	Naphthalene	ND		ug/L	1.0	2.0	1	EPA 8260C	02/07/2014 09:37	02/07/2014 19:34	SS
104-51-8	n-Butylbenzene	ND		ug/L	0.20	0.50	1	EPA 8260C	02/07/2014 09:37	02/07/2014 19:34	SS
103-65-1	n-Propylbenzene	ND		ug/L	0.20	0.50	1	EPA 8260C	02/07/2014 09:37	02/07/2014 19:34	SS



Sample Information

Client Sample ID: WQ012814:1300NP1-1-7

York Sample ID: 14B0012-04

York Project (SDG) No.

Client Project ID

Matrix

Collection Date/Time

Date Received

14B0012

Rowe Industries

Water

January 28, 2014 1:00 pm

02/03/2014


Volatile Organics, 8260 List - Low Level

Log-in Notes:

Sample Notes:

Sample Prepared by Method: EPA 5030B

CAS No.	Parameter	Result	Flag	Units	MDL	RL	Dilution	Reference Method	Date/Time Prepared	Date/Time Analyzed	Analyst
95-47-6	o-Xylene	ND		ug/L	0.20	0.50	1	EPA 8260C	02/07/2014 09:37	02/07/2014 19:34	SS
179601-23-1	p- & m- Xylenes	ND		ug/L	0.50	1.0	1	EPA 8260C	02/07/2014 09:37	02/07/2014 19:34	SS
99-87-6	p-Isopropyltoluene	ND		ug/L	0.20	0.50	1	EPA 8260C	02/07/2014 09:37	02/07/2014 19:34	SS
135-98-8	sec-Butylbenzene	ND		ug/L	0.20	0.50	1	EPA 8260C	02/07/2014 09:37	02/07/2014 19:34	SS
100-42-5	Styrene	ND		ug/L	0.20	0.50	1	EPA 8260C	02/07/2014 09:37	02/07/2014 19:34	SS
98-06-6	tert-Butylbenzene	ND		ug/L	0.20	0.50	1	EPA 8260C	02/07/2014 09:37	02/07/2014 19:34	SS
127-18-4	Tetrachloroethylene	1.1		ug/L	0.20	0.50	1	EPA 8260C	02/07/2014 09:37	02/07/2014 19:34	SS
108-88-3	Toluene	ND		ug/L	0.20	0.50	1	EPA 8260C	02/07/2014 09:37	02/07/2014 19:34	SS
156-60-5	trans-1,2-Dichloroethylene	ND		ug/L	0.20	0.50	1	EPA 8260C	02/07/2014 09:37	02/07/2014 19:34	SS
10061-02-6	trans-1,3-Dichloropropylene	ND		ug/L	0.20	0.50	1	EPA 8260C	02/07/2014 09:37	02/07/2014 19:34	SS
79-01-6	Trichloroethylene	ND		ug/L	0.20	0.50	1	EPA 8260C	02/07/2014 09:37	02/07/2014 19:34	SS
75-69-4	Trichlorofluoromethane	ND		ug/L	0.20	0.50	1	EPA 8260C	02/07/2014 09:37	02/07/2014 19:34	SS
75-01-4	Vinyl Chloride	ND		ug/L	0.50	0.50	1	EPA 8260C	02/07/2014 09:37	02/07/2014 19:34	SS
1330-20-7	Xylenes, Total	ND		ug/L	0.60	1.5	1	EPA 8260C	02/07/2014 09:37	02/07/2014 19:34	SS
Surrogate Recoveries		Result			Acceptance Range						
17060-07-0	Surrogate: 1,2-Dichloroethane-d4	110 %			79-133						
460-00-4	Surrogate: p-Bromofluorobenzene	99.6 %			65-133						
2037-26-5	Surrogate: Toluene-d8	101 %			80-123						




Analytical Batch Summary

Batch ID: BB40260

Preparation Method: EPA 5030B

Prepared By: BGS

YORK Sample ID	Client Sample ID	Preparation Date
14B0012-01	WQ012814:1230NP1-1-2	02/07/14
14B0012-02	WQ012814:1240NP1-1-4	02/07/14
14B0012-03	WQ012814:1250NP1-1-6	02/07/14
14B0012-04	WQ012814:1300NP1-1-7	02/07/14
BB40260-BLK1	Blank	02/07/14
BB40260-BS1	LCS	02/07/14
BB40260-BSD1	LCS Dup	02/07/14



Volatile Organic Compounds by GC/MS - Quality Control Data
York Analytical Laboratories, Inc.


Analyte	Result	Reporting Limit	Units	Spike Level	Source* Result	%REC	%REC Limits	Flag	RPD	RPD Limit	Flag
---------	--------	-----------------	-------	-------------	----------------	------	-------------	------	-----	-----------	------

Batch BB40260 - EPA 5030B

Blank (BB40260-BLK1)

Prepared & Analyzed: 02/07/2014

1,1,1,2-Tetrachloroethane	ND	0.50	ug/L								
1,1,1-Trichloroethane	ND	0.50	"								
1,1,2,2-Tetrachloroethane	ND	0.50	"								
1,1,2-Trichloro-1,2,2-trifluoroethane (Freon 113)	ND	0.50	"								
1,1,2-Trichloroethane	ND	0.50	"								
1,1-Dichloroethane	ND	0.50	"								
1,1-Dichloroethylene	ND	0.50	"								
1,1-Dichloropropylene	ND	0.50	"								
1,2,3-Trichlorobenzene	ND	0.50	"								
1,2,3-Trichloropropane	ND	0.50	"								
1,2,4-Trichlorobenzene	ND	0.50	"								
1,2,4-Trimethylbenzene	ND	0.50	"								
1,2-Dibromo-3-chloropropane	ND	0.50	"								
1,2-Dibromoethane	ND	0.50	"								
1,2-Dichlorobenzene	ND	0.50	"								
1,2-Dichloroethane	ND	0.50	"								
1,2-Dichloropropane	ND	0.50	"								
1,3,5-Trimethylbenzene	ND	0.50	"								
1,3-Dichlorobenzene	ND	0.50	"								
1,3-Dichloropropane	ND	0.50	"								
1,4-Dichlorobenzene	ND	0.50	"								
2,2-Dichloropropane	ND	0.50	"								
2-Chlorotoluene	ND	0.50	"								
2-Hexanone	ND	0.50	"								
4-Chlorotoluene	ND	0.50	"								
Acetone	ND	2.0	"								
Benzene	ND	0.50	"								
Bromobenzene	ND	0.50	"								
Bromochloromethane	ND	0.50	"								
Bromodichloromethane	ND	0.50	"								
Bromoform	ND	0.50	"								
Bromomethane	ND	0.50	"								
Carbon tetrachloride	ND	0.50	"								
Chlorobenzene	ND	0.50	"								
Chloroethane	ND	0.50	"								
Chloroform	ND	0.50	"								
Chloromethane	ND	0.50	"								
cis-1,2-Dichloroethylene	ND	0.50	"								
cis-1,3-Dichloropropylene	ND	0.50	"								
Dibromochloromethane	ND	0.50	"								
Dibromomethane	ND	0.50	"								
Dichlorodifluoromethane	ND	0.50	"								
Ethyl Benzene	ND	0.50	"								
Hexachlorobutadiene	ND	0.50	"								
Isopropylbenzene	ND	0.50	"								
Methyl tert-butyl ether (MTBE)	ND	0.50	"								
Methylene chloride	ND	2.0	"								
Naphthalene	ND	2.0	"								
n-Butylbenzene	ND	0.50	"								
n-Propylbenzene	ND	0.50	"								
o-Xylene	ND	0.50	"								



Volatile Organic Compounds by GC/MS - Quality Control Data

York Analytical Laboratories, Inc.

Analyte	Result	Reporting Limit	Units	Spike Level	Source* Result	%REC	%REC Limits	Flag	RPD	RPD Limit	Flag
---------	--------	-----------------	-------	-------------	----------------	------	-------------	------	-----	-----------	------

Batch BB40260 - EPA 5030B

Blank (BB40260-BLK1)

Prepared & Analyzed: 02/07/2014

p- & m- Xylenes	ND	1.0	ug/L								
p-Isopropyltoluene	ND	0.50	"								
sec-Butylbenzene	ND	0.50	"								
Styrene	ND	0.50	"								
tert-Butylbenzene	ND	0.50	"								
Tetrachloroethylene	ND	0.50	"								
Toluene	ND	0.50	"								
trans-1,2-Dichloroethylene	ND	0.50	"								
trans-1,3-Dichloropropylene	ND	0.50	"								
Trichloroethylene	ND	0.50	"								
Trichlorofluoromethane	ND	0.50	"								
Vinyl Chloride	ND	0.50	"								
Xylenes, Total	ND	1.5	"								

Surrogate: 1,2-Dichloroethane-d4

10.1

"

10.0

101

79-133

Surrogate: p-Bromofluorobenzene

10.0

"

10.0

100

65-133

Surrogate: Toluene-d8

10.0

"

10.0

100

80-123

LCS (BB40260-BS1)

Prepared & Analyzed: 02/07/2014

1,1,1,2-Tetrachloroethane	10.8		ug/L	10.0		108	84-127				
1,1,1-Trichloroethane	10.2		"	10.0		102	80-131				
1,1,2,2-Tetrachloroethane	10.5		"	10.0		105	76-120				
1,1,2-Trichloro-1,2,2-trifluoroethane (Freon 113)	10.4		"	10.0		104	70-133				
1,1,2-Trichloroethane	10.2		"	10.0		102	73-124				
1,1-Dichloroethane	10.3		"	10.0		103	79-123				
1,1-Dichloroethylene	9.97		"	10.0		99.7	71-123				
1,1-Dichloropropylene	10.3		"	10.0		103	73-117				
1,2,3-Trichlorobenzene	10.7		"	10.0		107	78-117				
1,2,3-Trichloropropane	10.8		"	10.0		108	68-119				
1,2,4-Trichlorobenzene	10.6		"	10.0		106	78-117				
1,2,4-Trimethylbenzene	10.3		"	10.0		103	68-134				
1,2-Dibromo-3-chloropropane	11.8		"	10.0		118	73-129				
1,2-Dibromoethane	10.9		"	10.0		109	73-139				
1,2-Dichlorobenzene	10.3		"	10.0		103	83-110				
1,2-Dichloroethane	10.7		"	10.0		107	81-120				
1,2-Dichloropropane	10.4		"	10.0		104	76-120				
1,3,5-Trimethylbenzene	10.3		"	10.0		103	74-121				
1,3-Dichlorobenzene	10.4		"	10.0		104	82-112				
1,3-Dichloropropane	10.6		"	10.0		106	77-122				
1,4-Dichlorobenzene	10.3		"	10.0		103	83-110				
2,2-Dichloropropane	9.41		"	10.0		94.1	50-163				
2-Chlorotoluene	10.2		"	10.0		102	74-115				
2-Hexanone	11.2		"	10.0		112	65-130				
4-Chlorotoluene	10.2		"	10.0		102	77-119				
Acetone	9.28		"	10.0		92.8	54-129				
Benzene	10.4		"	10.0		104	77-122				
Bromobenzene	10.5		"	10.0		105	76-114				
Bromochloromethane	10.7		"	10.0		107	73-125				
Bromodichloromethane	10.6		"	10.0		106	83-120				
Bromoform	11.2		"	10.0		112	72-139				
Bromomethane	9.23		"	10.0		92.3	52-128				
Carbon tetrachloride	10.4		"	10.0		104	66-152				
Chlorobenzene	10.5		"	10.0		105	85-113				



Volatile Organic Compounds by GC/MS - Quality Control Data

York Analytical Laboratories, Inc.


Analyte	Result	Reporting	Units	Spike	Source*	%REC	%REC	Limits	Flag	RPD	RPD	Limit	Flag
		Limit			Result					Limit			

Batch BB40260 - EPA 5030B

LCS (BB40260-BS1)

Prepared & Analyzed: 02/07/2014


Chloroethane	9.91		ug/L	10.0		99.1	60-124						
Chloroform	10.5		"	10.0		105	82-119						
Chloromethane	9.71		"	10.0		97.1	42-126						
cis-1,2-Dichloroethylene	10.4		"	10.0		104	79-116						
cis-1,3-Dichloropropylene	10.4		"	10.0		104	85-134						
Dibromochloromethane	10.8		"	10.0		108	74-151						
Dibromomethane	11.1		"	10.0		111	74-128						
Dichlorodifluoromethane	9.06		"	10.0		90.6	10-146						
Ethyl Benzene	10.4		"	10.0		104	85-125						
Hexachlorobutadiene	10.1		"	10.0		101	69-131						
Isopropylbenzene	10.2		"	10.0		102	71-128						
Methyl tert-butyl ether (MTBE)	10.8		"	10.0		108	51-134						
Methylene chloride	10.1		"	10.0		101	76-122						
Naphthalene	10.8		"	10.0		108	72-127						
n-Butylbenzene	10.2		"	10.0		102	69-127						
n-Propylbenzene	10.2		"	10.0		102	70-129						
o-Xylene	10.5		"	10.0		105	83-117						
p- & m- Xylenes	20.9		"	20.0		105	80-126						
p-Isopropyltoluene	10.3		"	10.0		103	74-130						
sec-Butylbenzene	10.3		"	10.0		103	72-132						
Styrene	10.5		"	10.0		105	62-160						
tert-Butylbenzene	10.2		"	10.0		102	75-129						
Tetrachloroethylene	10.2		"	10.0		102	67-118						
Toluene	10.4		"	10.0		104	82-118						
trans-1,2-Dichloroethylene	10.2		"	10.0		102	76-119						
trans-1,3-Dichloropropylene	10.6		"	10.0		106	80-137						
Trichloroethylene	10.2		"	10.0		102	71-122						
Trichlorofluoromethane	9.61		"	10.0		96.1	67-130						
Vinyl Chloride	9.75		"	10.0		97.5	49-125						
Surrogate: 1,2-Dichloroethane-d4	10.1		"	10.0		101	79-133						
Surrogate: p-Bromofluorobenzene	10.0		"	10.0		100	65-133						
Surrogate: Toluene-d8	10.1		"	10.0		101	80-123						



Volatile Organic Compounds by GC/MS - Quality Control Data

York Analytical Laboratories, Inc.

Analyte	Result	Reporting	Spike	Source*	%REC	%REC	Flag	RPD		
		Limit						Units	Level	Result
Batch BB40260 - EPA 5030B										
LCS Dup (BB40260-BSD1)										
Prepared & Analyzed: 02/07/2014										
1,1,1,2-Tetrachloroethane	10.4		ug/L	10.0	104	84-127		4.25	30	
1,1,1-Trichloroethane	10.6		"	10.0	106	80-131		3.94	30	
1,1,2,2-Tetrachloroethane	10.2		"	10.0	102	76-120		2.51	30	
1,1,2-Trichloro-1,2,2-trifluoroethane (Freon 113)	11.2		"	10.0	112	70-133		7.43	30	
1,1,2-Trichloroethane	9.70		"	10.0	97.0	73-124		4.83	30	
1,1-Dichloroethane	10.2		"	10.0	102	79-123		0.974	30	
1,1-Dichloroethylene	10.7		"	10.0	107	71-123		7.16	30	
1,1-Dichloropropylene	10.6		"	10.0	106	73-117		2.20	30	
1,2,3-Trichlorobenzene	10.5		"	10.0	105	78-117		2.16	30	
1,2,3-Trichloropropane	10.7		"	10.0	107	68-119		1.49	30	
1,2,4-Trichlorobenzene	10.6		"	10.0	106	78-117		0.283	30	
1,2,4-Trimethylbenzene	10.4		"	10.0	104	68-134		0.483	30	
1,2-Dibromo-3-chloropropane	10.9		"	10.0	109	73-129		7.31	30	
1,2-Dibromoethane	10.2		"	10.0	102	73-139		6.64	30	
1,2-Dichlorobenzene	10.2		"	10.0	102	83-110		0.780	30	
1,2-Dichloroethane	10.3		"	10.0	103	81-120		4.00	30	
1,2-Dichloropropane	10.2		"	10.0	102	76-120		1.84	30	
1,3,5-Trimethylbenzene	10.4		"	10.0	104	74-121		1.16	30	
1,3-Dichlorobenzene	10.3		"	10.0	103	82-112		0.290	30	
1,3-Dichloropropane	10.1		"	10.0	101	77-122		4.84	30	
1,4-Dichlorobenzene	10.3		"	10.0	103	83-110		0.00	30	
2,2-Dichloropropane	11.3		"	10.0	113	50-163		18.2	30	
2-Chlorotoluene	10.3		"	10.0	103	74-115		1.46	30	
2-Hexanone	10.5		"	10.0	105	65-130		7.18	30	
4-Chlorotoluene	10.2		"	10.0	102	77-119		0.784	30	
Acetone	8.40		"	10.0	84.0	54-129		9.95	30	
Benzene	10.4		"	10.0	104	77-122		0.0960	30	
Bromobenzene	10.4		"	10.0	104	76-114		1.15	30	
Bromochloromethane	10.3		"	10.0	103	73-125		3.73	30	
Bromodichloromethane	10.4		"	10.0	104	83-120		1.90	30	
Bromoform	10.6		"	10.0	106	72-139		5.77	30	
Bromomethane	8.82		"	10.0	88.2	52-128		4.54	30	
Carbon tetrachloride	10.9		"	10.0	109	66-152		5.17	30	
Chlorobenzene	10.2		"	10.0	102	85-113		3.67	30	
Chloroethane	9.61		"	10.0	96.1	60-124		3.07	30	
Chloroform	10.3		"	10.0	103	82-119		1.54	30	
Chloromethane	9.68		"	10.0	96.8	42-126		0.309	30	
cis-1,2-Dichloroethylene	10.5		"	10.0	105	79-116		0.959	30	
cis-1,3-Dichloropropylene	10.3		"	10.0	103	85-134		1.06	30	
Dibromochloromethane	10.5		"	10.0	105	74-151		3.38	30	
Dibromomethane	10.0		"	10.0	100	74-128		10.0	30	
Dichlorodifluoromethane	9.71		"	10.0	97.1	10-146		6.93	30	
Ethyl Benzene	10.4		"	10.0	104	85-125		0.192	30	
Hexachlorobutadiene	10.6		"	10.0	106	69-131		5.13	30	
Isopropylbenzene	10.5		"	10.0	105	71-128		2.90	30	
Methyl tert-butyl ether (MTBE)	10.6		"	10.0	106	51-134		2.62	30	
Methylene chloride	9.77		"	10.0	97.7	76-122		3.52	30	
Naphthalene	10.5		"	10.0	105	72-127		3.11	30	
n-Butylbenzene	10.6		"	10.0	106	69-127		4.03	30	
n-Propylbenzene	10.6		"	10.0	106	70-129		2.98	30	
o-Xylene	10.2		"	10.0	102	83-117		2.32	30	



Volatile Organic Compounds by GC/MS - Quality Control Data

York Analytical Laboratories, Inc.


Analyte	Result	Reporting	Units	Spike Level	Source* Result	%REC	%REC Limits	Flag	RPD	RPD	Flag
		Limit								Limit	

Batch BB40260 - EPA 5030B

LCS Dup (BB40260-BSD1)

Prepared & Analyzed: 02/07/2014

p- & m- Xylenes	20.8		ug/L	20.0		104	80-126		0.479	30	
p-Isopropyltoluene	10.6		"	10.0		106	74-130		2.49	30	
sec-Butylbenzene	10.6		"	10.0		106	72-132		3.16	30	
Styrene	10.2		"	10.0		102	62-160		2.32	30	
tert-Butylbenzene	10.6		"	10.0		106	75-129		3.56	30	
Tetrachloroethylene	10.5		"	10.0		105	67-118		3.39	30	
Toluene	10.4		"	10.0		104	82-118		0.673	30	
trans-1,2-Dichloroethylene	10.3		"	10.0		103	76-119		1.37	30	
trans-1,3-Dichloropropylene	10.5		"	10.0		105	80-137		1.23	30	
Trichloroethylene	10.3		"	10.0		103	71-122		1.37	30	
Trichlorofluoromethane	10.6		"	10.0		106	67-130		9.42	30	
Vinyl Chloride	9.75		"	10.0		97.5	49-125		0.00	30	
<i>Surrogate: 1,2-Dichloroethane-d4</i>	<i>9.83</i>		<i>"</i>	<i>10.0</i>		<i>98.3</i>	<i>79-133</i>				
<i>Surrogate: p-Bromofluorobenzene</i>	<i>10.0</i>		<i>"</i>	<i>10.0</i>		<i>100</i>	<i>65-133</i>				
<i>Surrogate: Toluene-d8</i>	<i>9.99</i>		<i>"</i>	<i>10.0</i>		<i>99.9</i>	<i>80-123</i>				



Volatile Analysis Sample Containers

Lab ID	Client Sample ID	Volatile Sample Container
14B0012-01	WQ012814:1230NP1-1-2	40mL Clear Vial (pre-pres.) HCl; Cool to 4° C
14B0012-02	WQ012814:1240NP1-1-4	40mL Clear Vial (pre-pres.) HCl; Cool to 4° C
14B0012-03	WQ012814:1250NP1-1-6	40mL Clear Vial (pre-pres.) HCl; Cool to 4° C
14B0012-04	WQ012814:1300NP1-1-7	40mL Clear Vial (pre-pres.) HCl; Cool to 4° C

Notes and Definitions

ND	Analyte NOT DETECTED at the stated Reporting Limit (RL) or above.
RL	REPORTING LIMIT - the minimum reportable value based upon the lowest point in the analyte calibration curve.
MDL	METHOD DETECTION LIMIT - the minimum concentration that can be measured and reported with a 99% confidence that the concentration is greater than zero. If requested or required, a value reported below the RL and above the MDL is considered estimated and is noted with a "J" flag.
NR	Not reported
RPD	Relative Percent Difference
Wet	The data has been reported on an as-received (wet weight) basis
Low Bias	Low Bias flag indicates that the recovery of the flagged analyte is below the laboratory or regulatory lower control limit. The data user should take note that this analyte may be biased low but should evaluate multiple lines of evidence including the LCS and site-specific MS/MSD data to draw bias conclusions. In cases where no site-specific MS/MSD was requested, only the LCS data can be used to evaluate such bias.
High Bias	High Bias flag indicates that the recovery of the flagged analyte is above the laboratory or regulatory upper control limit. The data user should take note that this analyte may be biased high but should evaluate multiple lines of evidence including the LCS and site-specific MS/MSD data to draw bias conclusions. In cases where no site-specific MS/MSD was requested, only the LCS data can be used to evaluate such bias.
Non-Dir.	Non-dir. flag (Non-Directional Bias) indicates that the Relative Percent Difference (RPD) (a measure of precision) among the MS and MSD data is outside the laboratory or regulatory control limit. This alerts the data user where the MS and MSD are from site-specific samples that the RPD is high due to either non-homogeneous distribution of target analyte between the MS/MSD or indicates poor reproducibility for other reasons.

If EPA SW-846 method 8270 is included herein it is noted that the target compound N-nitrosodiphenylamine (NDPA) decomposes in the gas chromatographic inlet and cannot be separated from diphenylamine (DPA). These results could actually represent 100% DPA, 100% NDPA or some combination of the two.

For this reason, York reports the combined result for n-nitrosodiphenylamine and diphenylamine for either of these compounds as a combined concentration as Diphenylamine.

If Total PCBs are detected and the target aroclors reported are "Not detected", the Total PCB value is reported due to the presence of either or both Aroclors 1262 and 1268 which are non-target aroclors for some regulatory lists.

2-chloroethylvinyl ether readily breaks down under acidic conditions. Samples that are acid preserved, including standards will exhibit breakdown. The data user should take note.

Certification for pH is no longer offered by NYDOH ELAP.

Semi-Volatile and Volatile analyses are reported down to the MDL, with values between the MDL and the RL being "J" flagged as estimated results.

Field Chain-of-Custody Record

York Project No. 14B0012

NOTE: York's Std. Terms & Conditions are listed on the back side of this document. This document serves as your written authorization to York to proceed with the analyses requested and your signature binds you to York's Std. Terms & Conditions unless superseded by written contract.


Client Information		Report to:		Invoice To:		Client Project ID		Turn-Around Time		Report Type/Deliverables	
Company: <u>LBG</u>	<u>SAME</u> <input type="checkbox"/>	<u>Tunde Sandor</u>	<u>SAME</u> <input type="checkbox"/>	<u>Mark Goldberg</u>	<u>Rowe Industries</u>	RUSH Same Day	Summary	x, pdf			
Address: <u>4 Research Drive,</u>	Name: <u>Same</u>	Company: <u>Same</u>	Company: <u>Same</u>	Company: <u>Same</u>	Purchase Order no. <u>NABSAG</u>	RUSH Next Day	QA/QC Summary	x, pdf			
Phone no.: <u>203-929-8555</u>	Address: <u>Same</u>	E-mail: <u>Same</u>	E-mail: <u>Same</u>	E-mail: <u>Same</u>		RUSH Two Day	CT RCP Pkg				
Contact Person <u>Tunde Sandor</u>						RUSH Three Day	ASP A Pkg				
E-mail Addr.: <u>tsandor@lbgcl.com</u>						RUSH Four Day	ASP B Pkg	x, pdf			
FAX No.: <u>203-926-9140</u>						Standard (5-7 days)	Excel				
						OTHER	EDD	x, Excel			
<p>Print Clearly and Legibly. All Information must be complete. Samples will NOT be logged in and the turn-around time clock will not begin until any questions by York are resolved.</p>		<p>Volatiles</p> <p>8260 Full</p> <p>624</p> <p>STARS</p> <p>BTEX</p> <p>MTBE</p> <p>TCL list</p> <p>TAGM</p> <p>CT RCP</p> <p>Arom.</p> <p>App. IX</p> <p>8021B list</p>		<p>Metals</p> <p>RCRA8</p> <p>PP13</p> <p>TAL</p> <p>CT15</p> <p>Total</p> <p>Dissolved</p> <p>SPLP or TCLP</p> <p>TCLP list</p> <p>Chlordane</p> <p>608 Pest</p> <p>608 PCB</p>		<p>Misc. Org.</p> <p>TPH GRO</p> <p>TPH DRO</p> <p>CT ETPH</p> <p>NY 310-13</p> <p>TPH 418.1</p> <p>Air TO14A</p> <p>Air TO15</p> <p>Air STARS</p> <p>Air VPH</p> <p>Air TICs</p> <p>Mediane</p> <p>Heptan.</p>		<p>Miscellaneous Parameters</p> <p>Nitrate</p> <p>Nitrite</p> <p>TKN</p> <p>Tot. Nitrogen</p> <p>Cyanide-A</p> <p>Cyanide-N</p> <p>BOD5</p> <p>Chloride</p> <p>CBOD5</p> <p>BOD28</p> <p>Phosphate</p> <p>Tot. Phos.</p> <p>COD</p> <p>Oil & Grease</p> <p>TSS</p> <p>Total Solids</p> <p>TDS</p> <p>TPH - IR</p>		<p>Special Instructions</p> <p>Field Filled <input type="checkbox"/></p> <p>Lab to Filter <input type="checkbox"/></p>	
<p>Choose Analyses Needed from the Menu Above and Enter Below</p>											
Sample Identification	Date Sampled	Sample Matrix									
<u>WR012814-1230NPI-1-3</u>	<u>1/28/14 1230</u>	<u>GW</u>	<u>VOC 8260 full list (EPA SW846-8260B)</u>								
<u>WR012814-1240NPI-1-4</u>	<u>1/28/14 1240</u>	<u>GW</u>	<u>VOC 8260 full list (EPA SW846-8260B)</u>								
<u>WR012814-1250NPI-1-6</u>	<u>1/25/14 1250</u>	<u>GW</u>	<u>VOC 8260 full list (EPA SW846-8260B)</u>								
<u>WR012814-1300NPI-1-7</u>	<u>1/30/14 1300</u>	<u>GW</u>	<u>VOC 8260 full list (EPA SW846-8260B)</u>								
		<u>GW</u>	<u>VOC 8260 full list (EPA SW846-8260B)</u>								
		<u>GW</u>	<u>VOC 8260 full list (EPA SW846-8260B)</u>								
		<u>GW</u>	<u>VOC 8260 full list (EPA SW846-8260B)</u>								
		<u>GW</u>	<u>VOC 8260 full list (EPA SW846-8260B)</u>								
		<u>GW</u>	<u>VOC 8260 full list (EPA SW846-8260B)</u>								
<p>Comments</p> <p>Preservation "X" those applicable</p> <p>Cool 4°C <u>None</u> HNO3 <u>None</u> H2SO4 <u>None</u> NaOH <u>None</u> FROZEN <u>None</u></p> <p>Samples Relinquished By <u>TS</u> Date/Time <u>2/3/14 1530</u> Samples Received By <u>TC</u> Date/Time <u>2/3/14 1530</u></p> <p>Samples Relinquished By <u>AG</u> Date/Time <u>2-3-14 1644</u> Samples Received in LAB by <u>AG</u> Date/Time <u>2-3-14 1644</u></p> <p>Temperature on Receipt <u>3.0</u> °C</p>											


120 RESEARCH DR. STRATFORD, CT 06615
(203) 325-1371 FAX (203) 357-0166

Field Chain-of-Custody Record

York Project No. 14B0012

NOTE: York's Std. Terms & Conditions are listed on the back side of this document. This document serves as your written authorization to York to proceed with the analyses requested and your signature binds you to York's Std. Terms & Conditions unless superseded by written contract.

Client Information		Report to:		Invoice To:		Client Project ID		Turn-Around Time		Report Type/Deliverables					
Company: <u>LBG</u>	Name: <u>Tunde Sandor</u>	<input type="checkbox"/> SAME	Name: <u>Mark Goldberg</u>	<input type="checkbox"/> SAME		RUSH Same Day	Summary	x, pdf							
Address: <u>4 Research Drive, Suite 301, Shelton CT, 06484</u>	Company: <u>Same</u>		Company: <u>Same</u>			RUSH Next Day	QA/QC Summary	x, pdf							
Phone no.: <u>203-928-8555</u>	Address: <u>Same</u>		Address: <u>Same</u>			RUSH Two Day	CT RCP Pkg								
Contact Person <u>Tunde Sandor</u>	E-mail: <u>tsandor@lbgcl.com</u>		E-mail: <u>Same</u>			RUSH Three Day	ASP A Pkg								
FAX No.: <u>203-926-9140</u>	Fax No.: <u>Same</u>		Fax No.: <u>Same</u>			RUSH Four Day	ASP B Pkg	x, pdf							
						Standard (5-7 days)	Excel								
						OTHER	EDD	X, Excel							
<p>Print Clearly and Legibly. All information must be complete. Samples will NOT be logged in and the turn-around time clock will not begin until any questions by York are resolved.</p>															
Samples Collected/Authorized By (Signature)  Name (printed) <u>STEPHEN AMAT</u>		Matrix Codes S - soil Other - specify (oil, etc.) WW - wastewater GW - groundwater DW - drinking water Air-A - ambient air Air-SV - soil vapor		Volatiles 8260 full 624 STARS BTEX MTBE TCL list TAGM CT RCP Arom. Halog. App. IX 8021B list		Metals RCRA8 PPL3 TAL CT15 Total Dissolved SFLP or TCLP TCLP list TICs App. IX SFLP or TCLP TCLP BNA		Misc. Org. TPH GRO TPH DRO CT ETPH NY 310-13 TPH 418.1 Air TO14A Air TO15 Air STAMS Air VPH Air TICs Chlordane 608 Pest 608 PCB		Full Lists Pri. Poll. TCL Organics TAL M&CN Full TCLP Full App. IX Part 360 BOD5 Part 360 BOD28 Part 360 BOD5 Part 360 BOD28 Part 360 BOD5 Part 360 BOD28 NY CDEP Sewer TAGM		Miscellaneous Parameters Nitrate Nitrite TKN Total Nitrogen Ammonia-N Chloride Phosphate Tot. Phos. Oil & Grease F.O.G. pH MBAS Silica		Special Instructions Field Filled <input type="checkbox"/> Lab to Filter <input type="checkbox"/>	
Choose Analyses Needed from the Menu Above and Enter Below															
Sample Identification	Date Sampled	Sample Matrix	VOC 8260 full list (EPA SW846-8260B) VOC 8260 full list (EPA SW846-8260B) VOC 8260 full list (EPA SW846-8260B) VOC 8260 full list (EPA SW846-8260B) VOC 8260 full list (EPA SW846-8260B) VOC 8260 full list (EPA SW846-8260B) VOC 8260 full list (EPA SW846-8260B)												
<u>W2012814:1310FRW1</u>	<u>1/28/14 1210</u>	<u>GW</u>													
<u>W2012814:1310FRW1MS</u>	<u>1310</u>	<u>GW</u>													
<u>W2012814:1310FRW1MSD</u>	<u>1310</u>	<u>GW</u>													
<u>W2012814:1320FRW2</u>	<u>1320</u>	<u>GW</u>													
<u>W2012814:1330FRW3</u>	<u>1330</u>	<u>GW</u>													
<u>W2012814:1340FRW4</u>	<u>1340</u>	<u>GW</u>													
Preservation "X" those applicable			Cool 4°C <u>None</u> HNO3 <u>None</u> H2SO4 <u>None</u> NaOH <u>None</u> FROZEN <u>None</u>												
Comments			Samples Relinquished By <u>JMA</u> Date/Time <u>2/3/14 1530</u> Samples Received By <u>PPR</u> Date/Time <u>2-3-14 1644</u> Temperature on Receipt <u>5.0°C</u>												



Technical Report

prepared for:

Leggette Brashears & Graham Shelton Office

4 Research Drive, Suite 301

Shelton CT, 06484

Attention: Tunde Komuves-Sandor

Report Date: 02/12/2014

Client Project ID: Rowe Industries

York Project (SDG) No.: 14B0012

CT Cert. No. PH-0723

New Jersey Cert. No. CT-005



New York Cert. No. 10854

PA Cert. No. 68-04440

Report Date: 02/12/2014
Client Project ID: Rowe Industries
York Project (SDG) No.: 14B0012

Leggette Brashears & Graham Shelton Office
4 Research Drive, Suite 301
Shelton CT, 06484
Attention: Tunde Komuves-Sandor

Purpose and Results

This report contains the analytical data for the sample(s) identified on the attached chain-of-custody received in our laboratory on February 03, 2014 and listed below. The project was identified as your project: **Rowe Industries**.

The analyses were conducted utilizing appropriate EPA, Standard Methods, and ASTM methods as detailed in the data summary tables.

All samples were received in proper condition meeting the customary acceptance requirements for environmental samples except those indicated under the Notes section of this report.

All analyses met the method and laboratory standard operating procedure requirements except as indicated by any data flags, the meaning of which are explained in the attachment to this report, and case narrative if applicable.

The results of the analyses, which are all reported on dry weight basis (soils) unless otherwise noted, are detailed in the following pages.

Please contact Client Services at 203.325.1371 with any questions regarding this report.

<u>York Sample ID</u>	<u>Client Sample ID</u>	<u>Matrix</u>	<u>Date Collected</u>	<u>Date Received</u>
14B0012-05	WQ012814:1310FRW1	Water	01/28/2014	02/03/2014
14B0012-06	WQ012814:1320FRW2	Water	01/28/2014	02/03/2014
14B0012-07	WQ012814:1330FRW3	Water	01/28/2014	02/03/2014
14B0012-08	WQ012814:1340FRW4	Water	01/28/2014	02/03/2014

General Notes for York Project (SDG) No.: 14B0012

1. The RLs and MDLs (Reporting Limit and Method Detection Limit respectively) reported are adjusted for any dilution necessary due to the levels of target and/or non-target analytes and matrix interference. The RL(REPORTING LIMIT) is based upon the lowest standard utilized for the calibration where applicable.
2. Samples are retained for a period of thirty days after submittal of report, unless other arrangements are made.
3. York's liability for the above data is limited to the dollar value paid to York for the referenced project.
4. This report shall not be reproduced without the written approval of York Analytical Laboratories, Inc.
5. All samples were received in proper condition for analysis with proper documentation, unless otherwise noted.
6. All analyses conducted met method or Laboratory SOP requirements. See the Qualifiers and/or Narrative sections for further information.
7. It is noted that no analyses reported herein were subcontracted to another laboratory, unless noted in the report.
8. This report reflects results that relate only to the samples submitted on the attached chain-of-custody form(s) received by York.


Approved By:



Benjamin Gulizia
Laboratory Director

Date: 02/12/2014





Sample Information

Client Sample ID: WQ012814:1310FRW1

York Sample ID: 14B0012-05

York Project (SDG) No.
14B0012

Client Project ID
Rowe Industries

Matrix
Water

Collection Date/Time
January 28, 2014 1:10 pm

Date Received
02/03/2014


Volatile Organics, 8260 List - Low Level

Log-in Notes:

Sample Notes:

Sample Prepared by Method: EPA 5030B

CAS No.	Parameter	Result	Flag	Units	MDL	RL	Dilution	Reference Method	Date/Time Prepared	Date/Time Analyzed	Analyst
630-20-6	1,1,1,2-Tetrachloroethane	ND		ug/L	0.20	0.50	1	EPA 8260C	02/07/2014 09:37	02/07/2014 20:03	SS
71-55-6	1,1,1-Trichloroethane	1.0		ug/L	0.20	0.50	1	EPA 8260C	02/07/2014 09:37	02/07/2014 20:03	SS
79-34-5	1,1,2,2-Tetrachloroethane	ND		ug/L	0.20	0.50	1	EPA 8260C	02/07/2014 09:37	02/07/2014 20:03	SS
76-13-1	1,1,2-Trichloro-1,2,2-trifluoroethane (Freon 113)	ND		ug/L	0.20	0.50	1	EPA 8260C	02/07/2014 09:37	02/07/2014 20:03	SS
79-00-5	1,1,2-Trichloroethane	ND		ug/L	0.20	0.50	1	EPA 8260C	02/07/2014 09:37	02/07/2014 20:03	SS
75-34-3	1,1-Dichloroethane	ND		ug/L	0.20	0.50	1	EPA 8260C	02/07/2014 09:37	02/07/2014 20:03	SS
75-35-4	1,1-Dichloroethylene	ND		ug/L	0.20	0.50	1	EPA 8260C	02/07/2014 09:37	02/07/2014 20:03	SS
563-58-6	1,1-Dichloropropylene	ND		ug/L	0.20	0.50	1	EPA 8260C	02/07/2014 09:37	02/07/2014 20:03	SS
87-61-6	1,2,3-Trichlorobenzene	ND		ug/L	0.20	0.50	1	EPA 8260C	02/07/2014 09:37	02/07/2014 20:03	SS
96-18-4	1,2,3-Trichloropropane	ND		ug/L	0.20	0.50	1	EPA 8260C	02/07/2014 09:37	02/07/2014 20:03	SS
120-82-1	1,2,4-Trichlorobenzene	ND		ug/L	0.20	0.50	1	EPA 8260C	02/07/2014 09:37	02/07/2014 20:03	SS
95-63-6	1,2,4-Trimethylbenzene	ND		ug/L	0.20	0.50	1	EPA 8260C	02/07/2014 09:37	02/07/2014 20:03	SS
96-12-8	1,2-Dibromo-3-chloropropane	ND		ug/L	0.20	0.50	1	EPA 8260C	02/07/2014 09:37	02/07/2014 20:03	SS
106-93-4	1,2-Dibromoethane	ND		ug/L	0.20	0.50	1	EPA 8260C	02/07/2014 09:37	02/07/2014 20:03	SS
95-50-1	1,2-Dichlorobenzene	ND		ug/L	0.20	0.50	1	EPA 8260C	02/07/2014 09:37	02/07/2014 20:03	SS
107-06-2	1,2-Dichloroethane	ND		ug/L	0.20	0.50	1	EPA 8260C	02/07/2014 09:37	02/07/2014 20:03	SS
78-87-5	1,2-Dichloropropane	ND		ug/L	0.20	0.50	1	EPA 8260C	02/07/2014 09:37	02/07/2014 20:03	SS
108-67-8	1,3,5-Trimethylbenzene	ND		ug/L	0.20	0.50	1	EPA 8260C	02/07/2014 09:37	02/07/2014 20:03	SS
541-73-1	1,3-Dichlorobenzene	ND		ug/L	0.20	0.50	1	EPA 8260C	02/07/2014 09:37	02/07/2014 20:03	SS
142-28-9	1,3-Dichloropropane	ND		ug/L	0.20	0.50	1	EPA 8260C	02/07/2014 09:37	02/07/2014 20:03	SS
106-46-7	1,4-Dichlorobenzene	ND		ug/L	0.20	0.50	1	EPA 8260C	02/07/2014 09:37	02/07/2014 20:03	SS
594-20-7	2,2-Dichloropropane	ND		ug/L	0.20	0.50	1	EPA 8260C	02/07/2014 09:37	02/07/2014 20:03	SS
95-49-8	2-Chlorotoluene	ND		ug/L	0.20	0.50	1	EPA 8260C	02/07/2014 09:37	02/07/2014 20:03	SS
591-78-6	2-Hexanone	ND		ug/L	0.20	0.50	1	EPA 8260C	02/07/2014 09:37	02/07/2014 20:03	SS
106-43-4	4-Chlorotoluene	ND		ug/L	0.20	0.50	1	EPA 8260C	02/07/2014 09:37	02/07/2014 20:03	SS
67-64-1	Acetone	ND		ug/L	1.0	2.0	1	EPA 8260C	02/07/2014 09:37	02/07/2014 20:03	SS
71-43-2	Benzene	ND		ug/L	0.20	0.50	1	EPA 8260C	02/07/2014 09:37	02/07/2014 20:03	SS
108-86-1	Bromobenzene	ND		ug/L	0.20	0.50	1	EPA 8260C	02/07/2014 09:37	02/07/2014 20:03	SS
74-97-5	Bromochloromethane	ND		ug/L	0.20	0.50	1	EPA 8260C	02/07/2014 09:37	02/07/2014 20:03	SS
75-27-4	Bromodichloromethane	ND		ug/L	0.20	0.50	1	EPA 8260C	02/07/2014 09:37	02/07/2014 20:03	SS



Sample Information

Client Sample ID: WQ012814:1310FRW1

York Sample ID: 14B0012-05

York Project (SDG) No.

Client Project ID

Matrix

Collection Date/Time

Date Received

14B0012

Rowe Industries

Water

January 28, 2014 1:10 pm

02/03/2014


Volatile Organics, 8260 List - Low Level

Log-in Notes:

Sample Notes:

Sample Prepared by Method: EPA 5030B

CAS No.	Parameter	Result	Flag	Units	MDL	RL	Dilution	Reference Method	Date/Time Prepared	Date/Time Analyzed	Analyst
75-25-2	Bromoform	ND		ug/L	0.20	0.50	1	EPA 8260C	02/07/2014 09:37	02/07/2014 20:03	SS
74-83-9	Bromomethane	ND		ug/L	0.20	0.50	1	EPA 8260C	02/07/2014 09:37	02/07/2014 20:03	SS
56-23-5	Carbon tetrachloride	ND		ug/L	0.20	0.50	1	EPA 8260C	02/07/2014 09:37	02/07/2014 20:03	SS
108-90-7	Chlorobenzene	ND		ug/L	0.20	0.50	1	EPA 8260C	02/07/2014 09:37	02/07/2014 20:03	SS
75-00-3	Chloroethane	ND		ug/L	0.20	0.50	1	EPA 8260C	02/07/2014 09:37	02/07/2014 20:03	SS
67-66-3	Chloroform	ND		ug/L	0.20	0.50	1	EPA 8260C	02/07/2014 09:37	02/07/2014 20:03	SS
74-87-3	Chloromethane	ND		ug/L	0.20	0.50	1	EPA 8260C	02/07/2014 09:37	02/07/2014 20:03	SS
156-59-2	cis-1,2-Dichloroethylene	4.6		ug/L	0.20	0.50	1	EPA 8260C	02/07/2014 09:37	02/07/2014 20:03	SS
10061-01-5	cis-1,3-Dichloropropylene	ND		ug/L	0.20	0.50	1	EPA 8260C	02/07/2014 09:37	02/07/2014 20:03	SS
124-48-1	Dibromochloromethane	ND		ug/L	0.20	0.50	1	EPA 8260C	02/07/2014 09:37	02/07/2014 20:03	SS
74-95-3	Dibromomethane	ND		ug/L	0.20	0.50	1	EPA 8260C	02/07/2014 09:37	02/07/2014 20:03	SS
75-71-8	Dichlorodifluoromethane	ND		ug/L	0.20	0.50	1	EPA 8260C	02/07/2014 09:37	02/07/2014 20:03	SS
100-41-4	Ethyl Benzene	ND		ug/L	0.20	0.50	1	EPA 8260C	02/07/2014 09:37	02/07/2014 20:03	SS
87-68-3	Hexachlorobutadiene	ND		ug/L	0.20	0.50	1	EPA 8260C	02/07/2014 09:37	02/07/2014 20:03	SS
98-82-8	Isopropylbenzene	ND		ug/L	0.20	0.50	1	EPA 8260C	02/07/2014 09:37	02/07/2014 20:03	SS
1634-04-4	Methyl tert-butyl ether (MTBE)	ND		ug/L	0.20	0.50	1	EPA 8260C	02/07/2014 09:37	02/07/2014 20:03	SS
75-09-2	Methylene chloride	ND		ug/L	1.0	2.0	1	EPA 8260C	02/07/2014 09:37	02/07/2014 20:03	SS
91-20-3	Naphthalene	ND		ug/L	1.0	2.0	1	EPA 8260C	02/07/2014 09:37	02/07/2014 20:03	SS
104-51-8	n-Butylbenzene	ND		ug/L	0.20	0.50	1	EPA 8260C	02/07/2014 09:37	02/07/2014 20:03	SS
103-65-1	n-Propylbenzene	ND		ug/L	0.20	0.50	1	EPA 8260C	02/07/2014 09:37	02/07/2014 20:03	SS
95-47-6	o-Xylene	ND		ug/L	0.20	0.50	1	EPA 8260C	02/07/2014 09:37	02/07/2014 20:03	SS
179601-23-1	p- & m- Xylenes	ND		ug/L	0.50	1.0	1	EPA 8260C	02/07/2014 09:37	02/07/2014 20:03	SS
99-87-6	p-Isopropyltoluene	ND		ug/L	0.20	0.50	1	EPA 8260C	02/07/2014 09:37	02/07/2014 20:03	SS
135-98-8	sec-Butylbenzene	ND		ug/L	0.20	0.50	1	EPA 8260C	02/07/2014 09:37	02/07/2014 20:03	SS
100-42-5	Styrene	ND		ug/L	0.20	0.50	1	EPA 8260C	02/07/2014 09:37	02/07/2014 20:03	SS
98-06-6	tert-Butylbenzene	ND		ug/L	0.20	0.50	1	EPA 8260C	02/07/2014 09:37	02/07/2014 20:03	SS
127-18-4	Tetrachloroethylene	78		ug/L	2.0	5.0	10	EPA 8260C	02/07/2014 09:37	02/10/2014 11:54	SS
108-88-3	Toluene	ND		ug/L	0.20	0.50	1	EPA 8260C	02/07/2014 09:37	02/07/2014 20:03	SS
156-60-5	trans-1,2-Dichloroethylene	ND		ug/L	0.20	0.50	1	EPA 8260C	02/07/2014 09:37	02/07/2014 20:03	SS
10061-02-6	trans-1,3-Dichloropropylene	ND		ug/L	0.20	0.50	1	EPA 8260C	02/07/2014 09:37	02/07/2014 20:03	SS
79-01-6	Trichloroethylene	1.8		ug/L	0.20	0.50	1	EPA 8260C	02/07/2014 09:37	02/07/2014 20:03	SS
75-69-4	Trichlorofluoromethane	ND		ug/L	0.20	0.50	1	EPA 8260C	02/07/2014 09:37	02/07/2014 20:03	SS



Sample Information

Client Sample ID: WQ012814:1310FRW1

York Sample ID: 14B0012-05

York Project (SDG) No.

Client Project ID

Matrix

Collection Date/Time

Date Received

14B0012

Rowe Industries

Water

January 28, 2014 1:10 pm

02/03/2014

Volatile Organics, 8260 List - Low Level

Log-in Notes:

Sample Notes:

Sample Prepared by Method: EPA 5030B

Table with 12 columns: CAS No., Parameter, Result, Flag, Units, MDL, RL, Dilution, Reference Method, Date/Time Prepared, Date/Time Analyzed, Analyst. Rows include Vinyl Chloride, Xylenes, Total, and Surrogate Recoveries for 1,2-Dichloroethane-d4, p-Bromofluorobenzene, and Toluene-d8.

Sample Information

Client Sample ID: WQ012814:1320FRW2

York Sample ID: 14B0012-06

York Project (SDG) No.

Client Project ID

Matrix

Collection Date/Time

Date Received

14B0012

Rowe Industries

Water

January 28, 2014 1:20 pm

02/03/2014


Volatile Organics, 8260 List - Low Level

Log-in Notes:

Sample Notes:

Sample Prepared by Method: EPA 5030B

Table with 12 columns: CAS No., Parameter, Result, Flag, Units, MDL, RL, Dilution, Reference Method, Date/Time Prepared, Date/Time Analyzed, Analyst. Rows list various chlorinated hydrocarbons such as 1,1,1,2-Tetrachloroethane, 1,1,1-Trichloroethane, 1,1,2,2-Tetrachloroethane, etc.



Sample Information

Client Sample ID: WQ012814:1320FRW2

York Sample ID: 14B0012-06

York Project (SDG) No.

Client Project ID

Matrix

Collection Date/Time

Date Received

14B0012

Rowe Industries

Water

January 28, 2014 1:20 pm

02/03/2014


Volatile Organics, 8260 List - Low Level

Log-in Notes:

Sample Notes:

Sample Prepared by Method: EPA 5030B

CAS No.	Parameter	Result	Flag	Units	MDL	RL	Dilution	Reference Method	Date/Time Prepared	Date/Time Analyzed	Analyst
108-67-8	1,3,5-Trimethylbenzene	ND		ug/L	0.20	0.50	1	EPA 8260C	02/07/2014 09:37	02/07/2014 20:32	SS
541-73-1	1,3-Dichlorobenzene	ND		ug/L	0.20	0.50	1	EPA 8260C	02/07/2014 09:37	02/07/2014 20:32	SS
142-28-9	1,3-Dichloropropane	ND		ug/L	0.20	0.50	1	EPA 8260C	02/07/2014 09:37	02/07/2014 20:32	SS
106-46-7	1,4-Dichlorobenzene	ND		ug/L	0.20	0.50	1	EPA 8260C	02/07/2014 09:37	02/07/2014 20:32	SS
594-20-7	2,2-Dichloropropane	ND		ug/L	0.20	0.50	1	EPA 8260C	02/07/2014 09:37	02/07/2014 20:32	SS
95-49-8	2-Chlorotoluene	ND		ug/L	0.20	0.50	1	EPA 8260C	02/07/2014 09:37	02/07/2014 20:32	SS
591-78-6	2-Hexanone	ND		ug/L	0.20	0.50	1	EPA 8260C	02/07/2014 09:37	02/07/2014 20:32	SS
106-43-4	4-Chlorotoluene	ND		ug/L	0.20	0.50	1	EPA 8260C	02/07/2014 09:37	02/07/2014 20:32	SS
67-64-1	Acetone	ND		ug/L	1.0	2.0	1	EPA 8260C	02/07/2014 09:37	02/07/2014 20:32	SS
71-43-2	Benzene	ND		ug/L	0.20	0.50	1	EPA 8260C	02/07/2014 09:37	02/07/2014 20:32	SS
108-86-1	Bromobenzene	ND		ug/L	0.20	0.50	1	EPA 8260C	02/07/2014 09:37	02/07/2014 20:32	SS
74-97-5	Bromochloromethane	ND		ug/L	0.20	0.50	1	EPA 8260C	02/07/2014 09:37	02/07/2014 20:32	SS
75-27-4	Bromodichloromethane	ND		ug/L	0.20	0.50	1	EPA 8260C	02/07/2014 09:37	02/07/2014 20:32	SS
75-25-2	Bromoform	ND		ug/L	0.20	0.50	1	EPA 8260C	02/07/2014 09:37	02/07/2014 20:32	SS
74-83-9	Bromomethane	ND		ug/L	0.20	0.50	1	EPA 8260C	02/07/2014 09:37	02/07/2014 20:32	SS
56-23-5	Carbon tetrachloride	ND		ug/L	0.20	0.50	1	EPA 8260C	02/07/2014 09:37	02/07/2014 20:32	SS
108-90-7	Chlorobenzene	ND		ug/L	0.20	0.50	1	EPA 8260C	02/07/2014 09:37	02/07/2014 20:32	SS
75-00-3	Chloroethane	ND		ug/L	0.20	0.50	1	EPA 8260C	02/07/2014 09:37	02/07/2014 20:32	SS
67-66-3	Chloroform	ND		ug/L	0.20	0.50	1	EPA 8260C	02/07/2014 09:37	02/07/2014 20:32	SS
74-87-3	Chloromethane	ND		ug/L	0.20	0.50	1	EPA 8260C	02/07/2014 09:37	02/07/2014 20:32	SS
156-59-2	cis-1,2-Dichloroethylene	3.6		ug/L	0.20	0.50	1	EPA 8260C	02/07/2014 09:37	02/07/2014 20:32	SS
10061-01-5	cis-1,3-Dichloropropylene	ND		ug/L	0.20	0.50	1	EPA 8260C	02/07/2014 09:37	02/07/2014 20:32	SS
124-48-1	Dibromochloromethane	ND		ug/L	0.20	0.50	1	EPA 8260C	02/07/2014 09:37	02/07/2014 20:32	SS
74-95-3	Dibromomethane	ND		ug/L	0.20	0.50	1	EPA 8260C	02/07/2014 09:37	02/07/2014 20:32	SS
75-71-8	Dichlorodifluoromethane	ND		ug/L	0.20	0.50	1	EPA 8260C	02/07/2014 09:37	02/07/2014 20:32	SS
100-41-4	Ethyl Benzene	ND		ug/L	0.20	0.50	1	EPA 8260C	02/07/2014 09:37	02/07/2014 20:32	SS
87-68-3	Hexachlorobutadiene	ND		ug/L	0.20	0.50	1	EPA 8260C	02/07/2014 09:37	02/07/2014 20:32	SS
98-82-8	Isopropylbenzene	ND		ug/L	0.20	0.50	1	EPA 8260C	02/07/2014 09:37	02/07/2014 20:32	SS
1634-04-4	Methyl tert-butyl ether (MTBE)	ND		ug/L	0.20	0.50	1	EPA 8260C	02/07/2014 09:37	02/07/2014 20:32	SS
75-09-2	Methylene chloride	ND		ug/L	1.0	2.0	1	EPA 8260C	02/07/2014 09:37	02/07/2014 20:32	SS
91-20-3	Naphthalene	ND		ug/L	1.0	2.0	1	EPA 8260C	02/07/2014 09:37	02/07/2014 20:32	SS



Sample Information

Client Sample ID: WQ012814:1320FRW2

York Sample ID: 14B0012-06

York Project (SDG) No.

Client Project ID

Matrix

Collection Date/Time

Date Received

14B0012

Rowe Industries

Water

January 28, 2014 1:20 pm

02/03/2014

Volatile Organics, 8260 List - Low Level

Log-in Notes:

Sample Notes:

Sample Prepared by Method: EPA 5030B

CAS No.	Parameter	Result	Flag	Units	MDL	RL	Dilution	Reference Method	Date/Time Prepared	Date/Time Analyzed	Analyst
104-51-8	n-Butylbenzene	ND		ug/L	0.20	0.50	1	EPA 8260C	02/07/2014 09:37	02/07/2014 20:32	SS
103-65-1	n-Propylbenzene	ND		ug/L	0.20	0.50	1	EPA 8260C	02/07/2014 09:37	02/07/2014 20:32	SS
95-47-6	o-Xylene	ND		ug/L	0.20	0.50	1	EPA 8260C	02/07/2014 09:37	02/07/2014 20:32	SS
179601-23-1	p- & m- Xylenes	ND		ug/L	0.50	1.0	1	EPA 8260C	02/07/2014 09:37	02/07/2014 20:32	SS
99-87-6	p-Isopropyltoluene	ND		ug/L	0.20	0.50	1	EPA 8260C	02/07/2014 09:37	02/07/2014 20:32	SS
135-98-8	sec-Butylbenzene	ND		ug/L	0.20	0.50	1	EPA 8260C	02/07/2014 09:37	02/07/2014 20:32	SS
100-42-5	Styrene	ND		ug/L	0.20	0.50	1	EPA 8260C	02/07/2014 09:37	02/07/2014 20:32	SS
98-06-6	tert-Butylbenzene	ND		ug/L	0.20	0.50	1	EPA 8260C	02/07/2014 09:37	02/07/2014 20:32	SS
127-18-4	Tetrachloroethylene	46		ug/L	0.40	1.0	2	EPA 8260C	02/07/2014 09:37	02/10/2014 12:23	SS
108-88-3	Toluene	ND		ug/L	0.20	0.50	1	EPA 8260C	02/07/2014 09:37	02/07/2014 20:32	SS
156-60-5	trans-1,2-Dichloroethylene	ND		ug/L	0.20	0.50	1	EPA 8260C	02/07/2014 09:37	02/07/2014 20:32	SS
10061-02-6	trans-1,3-Dichloropropylene	ND		ug/L	0.20	0.50	1	EPA 8260C	02/07/2014 09:37	02/07/2014 20:32	SS
79-01-6	Trichloroethylene	3.1		ug/L	0.20	0.50	1	EPA 8260C	02/07/2014 09:37	02/07/2014 20:32	SS
75-69-4	Trichlorofluoromethane	ND		ug/L	0.20	0.50	1	EPA 8260C	02/07/2014 09:37	02/07/2014 20:32	SS
75-01-4	Vinyl Chloride	ND		ug/L	0.50	0.50	1	EPA 8260C	02/07/2014 09:37	02/07/2014 20:32	SS
1330-20-7	Xylenes, Total	ND		ug/L	0.60	1.5	1	EPA 8260C	02/07/2014 09:37	02/07/2014 20:32	SS
	Surrogate Recoveries	Result			Acceptance Range						
17060-07-0	Surrogate: 1,2-Dichloroethane-d4	111 %			79-133						
460-00-4	Surrogate: p-Bromofluorobenzene	100 %			65-133						
2037-26-5	Surrogate: Toluene-d8	100 %			80-123						

Sample Information

Client Sample ID: WQ012814:1330FRW3

York Sample ID: 14B0012-07

York Project (SDG) No.

Client Project ID

Matrix

Collection Date/Time

Date Received

14B0012

Rowe Industries

Water

January 28, 2014 1:30 pm

02/03/2014


Volatile Organics, 8260 List - Low Level

Log-in Notes:

Sample Notes:

Sample Prepared by Method: EPA 5030B

CAS No.	Parameter	Result	Flag	Units	MDL	RL	Dilution	Reference Method	Date/Time Prepared	Date/Time Analyzed	Analyst
630-20-6	1,1,1,2-Tetrachloroethane	ND		ug/L	0.20	0.50	1	EPA 8260C	02/07/2014 09:37	02/07/2014 21:01	SS
71-55-6	1,1,1-Trichloroethane	ND		ug/L	0.20	0.50	1	EPA 8260C	02/07/2014 09:37	02/07/2014 21:01	SS
79-34-5	1,1,2,2-Tetrachloroethane	ND		ug/L	0.20	0.50	1	EPA 8260C	02/07/2014 09:37	02/07/2014 21:01	SS



Sample Information

Client Sample ID: WQ012814:1330FRW3

York Sample ID: 14B0012-07

York Project (SDG) No.

Client Project ID

Matrix

Collection Date/Time

Date Received

14B0012

Rowe Industries

Water

January 28, 2014 1:30 pm

02/03/2014


Volatile Organics, 8260 List - Low Level

Log-in Notes:

Sample Notes:

Sample Prepared by Method: EPA 5030B

CAS No.	Parameter	Result	Flag	Units	MDL	RL	Dilution	Reference Method	Date/Time Prepared	Date/Time Analyzed	Analyst
76-13-1	,1,2-Trichloro-1,2,2-trifluoroethane (Freon 113)	ND		ug/L	0.20	0.50	1	EPA 8260C	02/07/2014 09:37	02/07/2014 21:01	SS
79-00-5	1,1,2-Trichloroethane	ND		ug/L	0.20	0.50	1	EPA 8260C	02/07/2014 09:37	02/07/2014 21:01	SS
75-34-3	1,1-Dichloroethane	ND		ug/L	0.20	0.50	1	EPA 8260C	02/07/2014 09:37	02/07/2014 21:01	SS
75-35-4	1,1-Dichloroethylene	ND		ug/L	0.20	0.50	1	EPA 8260C	02/07/2014 09:37	02/07/2014 21:01	SS
563-58-6	1,1-Dichloropropylene	ND		ug/L	0.20	0.50	1	EPA 8260C	02/07/2014 09:37	02/07/2014 21:01	SS
87-61-6	1,2,3-Trichlorobenzene	ND		ug/L	0.20	0.50	1	EPA 8260C	02/07/2014 09:37	02/07/2014 21:01	SS
96-18-4	1,2,3-Trichloropropane	ND		ug/L	0.20	0.50	1	EPA 8260C	02/07/2014 09:37	02/07/2014 21:01	SS
120-82-1	1,2,4-Trichlorobenzene	ND		ug/L	0.20	0.50	1	EPA 8260C	02/07/2014 09:37	02/07/2014 21:01	SS
95-63-6	1,2,4-Trimethylbenzene	ND		ug/L	0.20	0.50	1	EPA 8260C	02/07/2014 09:37	02/07/2014 21:01	SS
96-12-8	1,2-Dibromo-3-chloropropane	ND		ug/L	0.20	0.50	1	EPA 8260C	02/07/2014 09:37	02/07/2014 21:01	SS
106-93-4	1,2-Dibromoethane	ND		ug/L	0.20	0.50	1	EPA 8260C	02/07/2014 09:37	02/07/2014 21:01	SS
95-50-1	1,2-Dichlorobenzene	ND		ug/L	0.20	0.50	1	EPA 8260C	02/07/2014 09:37	02/07/2014 21:01	SS
107-06-2	1,2-Dichloroethane	ND		ug/L	0.20	0.50	1	EPA 8260C	02/07/2014 09:37	02/07/2014 21:01	SS
78-87-5	1,2-Dichloropropane	ND		ug/L	0.20	0.50	1	EPA 8260C	02/07/2014 09:37	02/07/2014 21:01	SS
108-67-8	1,3,5-Trimethylbenzene	ND		ug/L	0.20	0.50	1	EPA 8260C	02/07/2014 09:37	02/07/2014 21:01	SS
541-73-1	1,3-Dichlorobenzene	ND		ug/L	0.20	0.50	1	EPA 8260C	02/07/2014 09:37	02/07/2014 21:01	SS
142-28-9	1,3-Dichloropropane	ND		ug/L	0.20	0.50	1	EPA 8260C	02/07/2014 09:37	02/07/2014 21:01	SS
106-46-7	1,4-Dichlorobenzene	ND		ug/L	0.20	0.50	1	EPA 8260C	02/07/2014 09:37	02/07/2014 21:01	SS
594-20-7	2,2-Dichloropropane	ND		ug/L	0.20	0.50	1	EPA 8260C	02/07/2014 09:37	02/07/2014 21:01	SS
95-49-8	2-Chlorotoluene	ND		ug/L	0.20	0.50	1	EPA 8260C	02/07/2014 09:37	02/07/2014 21:01	SS
591-78-6	2-Hexanone	ND		ug/L	0.20	0.50	1	EPA 8260C	02/07/2014 09:37	02/07/2014 21:01	SS
106-43-4	4-Chlorotoluene	ND		ug/L	0.20	0.50	1	EPA 8260C	02/07/2014 09:37	02/07/2014 21:01	SS
67-64-1	Acetone	ND		ug/L	1.0	2.0	1	EPA 8260C	02/07/2014 09:37	02/07/2014 21:01	SS
71-43-2	Benzene	ND		ug/L	0.20	0.50	1	EPA 8260C	02/07/2014 09:37	02/07/2014 21:01	SS
108-86-1	Bromobenzene	ND		ug/L	0.20	0.50	1	EPA 8260C	02/07/2014 09:37	02/07/2014 21:01	SS
74-97-5	Bromochloromethane	ND		ug/L	0.20	0.50	1	EPA 8260C	02/07/2014 09:37	02/07/2014 21:01	SS
75-27-4	Bromodichloromethane	ND		ug/L	0.20	0.50	1	EPA 8260C	02/07/2014 09:37	02/07/2014 21:01	SS
75-25-2	Bromoform	ND		ug/L	0.20	0.50	1	EPA 8260C	02/07/2014 09:37	02/07/2014 21:01	SS
74-83-9	Bromomethane	ND		ug/L	0.20	0.50	1	EPA 8260C	02/07/2014 09:37	02/07/2014 21:01	SS
56-23-5	Carbon tetrachloride	ND		ug/L	0.20	0.50	1	EPA 8260C	02/07/2014 09:37	02/07/2014 21:01	SS
108-90-7	Chlorobenzene	ND		ug/L	0.20	0.50	1	EPA 8260C	02/07/2014 09:37	02/07/2014 21:01	SS



Sample Information

Client Sample ID: WQ012814:1330FRW3

York Sample ID: 14B0012-07

York Project (SDG) No.

Client Project ID

Matrix

Collection Date/Time

Date Received

14B0012

Rowe Industries

Water

January 28, 2014 1:30 pm

02/03/2014


Volatile Organics, 8260 List - Low Level

Log-in Notes:

Sample Notes:

Sample Prepared by Method: EPA 5030B

CAS No.	Parameter	Result	Flag	Units	MDL	RL	Dilution	Reference Method	Date/Time Prepared	Date/Time Analyzed	Analyst
75-00-3	Chloroethane	ND		ug/L	0.20	0.50	1	EPA 8260C	02/07/2014 09:37	02/07/2014 21:01	SS
67-66-3	Chloroform	ND		ug/L	0.20	0.50	1	EPA 8260C	02/07/2014 09:37	02/07/2014 21:01	SS
74-87-3	Chloromethane	ND		ug/L	0.20	0.50	1	EPA 8260C	02/07/2014 09:37	02/07/2014 21:01	SS
156-59-2	cis-1,2-Dichloroethylene	14		ug/L	0.20	0.50	1	EPA 8260C	02/07/2014 09:37	02/07/2014 21:01	SS
10061-01-5	cis-1,3-Dichloropropylene	ND		ug/L	0.20	0.50	1	EPA 8260C	02/07/2014 09:37	02/07/2014 21:01	SS
124-48-1	Dibromochloromethane	ND		ug/L	0.20	0.50	1	EPA 8260C	02/07/2014 09:37	02/07/2014 21:01	SS
74-95-3	Dibromomethane	ND		ug/L	0.20	0.50	1	EPA 8260C	02/07/2014 09:37	02/07/2014 21:01	SS
75-71-8	Dichlorodifluoromethane	ND		ug/L	0.20	0.50	1	EPA 8260C	02/07/2014 09:37	02/07/2014 21:01	SS
100-41-4	Ethyl Benzene	ND		ug/L	0.20	0.50	1	EPA 8260C	02/07/2014 09:37	02/07/2014 21:01	SS
87-68-3	Hexachlorobutadiene	ND		ug/L	0.20	0.50	1	EPA 8260C	02/07/2014 09:37	02/07/2014 21:01	SS
98-82-8	Isopropylbenzene	1.3		ug/L	0.20	0.50	1	EPA 8260C	02/07/2014 09:37	02/07/2014 21:01	SS
1634-04-4	Methyl tert-butyl ether (MTBE)	ND		ug/L	0.20	0.50	1	EPA 8260C	02/07/2014 09:37	02/07/2014 21:01	SS
75-09-2	Methylene chloride	ND		ug/L	1.0	2.0	1	EPA 8260C	02/07/2014 09:37	02/07/2014 21:01	SS
91-20-3	Naphthalene	ND		ug/L	1.0	2.0	1	EPA 8260C	02/07/2014 09:37	02/07/2014 21:01	SS
104-51-8	n-Butylbenzene	ND		ug/L	0.20	0.50	1	EPA 8260C	02/07/2014 09:37	02/07/2014 21:01	SS
103-65-1	n-Propylbenzene	ND		ug/L	0.20	0.50	1	EPA 8260C	02/07/2014 09:37	02/07/2014 21:01	SS
95-47-6	o-Xylene	ND		ug/L	0.20	0.50	1	EPA 8260C	02/07/2014 09:37	02/07/2014 21:01	SS
179601-23-1	p- & m- Xylenes	ND		ug/L	0.50	1.0	1	EPA 8260C	02/07/2014 09:37	02/07/2014 21:01	SS
99-87-6	p-Isopropyltoluene	ND		ug/L	0.20	0.50	1	EPA 8260C	02/07/2014 09:37	02/07/2014 21:01	SS
135-98-8	sec-Butylbenzene	ND		ug/L	0.20	0.50	1	EPA 8260C	02/07/2014 09:37	02/07/2014 21:01	SS
100-42-5	Styrene	ND		ug/L	0.20	0.50	1	EPA 8260C	02/07/2014 09:37	02/07/2014 21:01	SS
98-06-6	tert-Butylbenzene	ND		ug/L	0.20	0.50	1	EPA 8260C	02/07/2014 09:37	02/07/2014 21:01	SS
127-18-4	Tetrachloroethylene	31		ug/L	0.40	1.0	2	EPA 8260C	02/07/2014 09:37	02/10/2014 12:53	SS
108-88-3	Toluene	ND		ug/L	0.20	0.50	1	EPA 8260C	02/07/2014 09:37	02/07/2014 21:01	SS
156-60-5	trans-1,2-Dichloroethylene	ND		ug/L	0.20	0.50	1	EPA 8260C	02/07/2014 09:37	02/07/2014 21:01	SS
10061-02-6	trans-1,3-Dichloropropylene	ND		ug/L	0.20	0.50	1	EPA 8260C	02/07/2014 09:37	02/07/2014 21:01	SS
79-01-6	Trichloroethylene	4.7		ug/L	0.20	0.50	1	EPA 8260C	02/07/2014 09:37	02/07/2014 21:01	SS
75-69-4	Trichlorofluoromethane	ND		ug/L	0.20	0.50	1	EPA 8260C	02/07/2014 09:37	02/07/2014 21:01	SS
75-01-4	Vinyl Chloride	ND		ug/L	0.50	0.50	1	EPA 8260C	02/07/2014 09:37	02/07/2014 21:01	SS
1330-20-7	Xylenes, Total	ND		ug/L	0.60	1.5	1	EPA 8260C	02/07/2014 09:37	02/07/2014 21:01	SS
	Surrogate Recoveries	Result			Acceptance Range						
17060-07-0	Surrogate: 1,2-Dichloroethane-d4	102 %			79-133						



Sample Information

Client Sample ID: WQ012814:1330FRW3

York Sample ID: 14B0012-07

York Project (SDG) No.

Client Project ID

Matrix

Collection Date/Time

Date Received

14B0012

Rowe Industries

Water

January 28, 2014 1:30 pm

02/03/2014

Volatile Organics, 8260 List - Low Level

Log-in Notes:

Sample Notes:

Sample Prepared by Method: EPA 5030B

Table with 12 columns: CAS No., Parameter, Result, Flag, Units, MDL, RL, Dilution, Reference Method, Date/Time Prepared, Date/Time Analyzed, Analyst. Rows include Surrogate: p-Bromofluorobenzene and Surrogate: Toluene-d8.

Sample Information

Client Sample ID: WQ012814:1340FRW4

York Sample ID: 14B0012-08

York Project (SDG) No.

Client Project ID

Matrix

Collection Date/Time

Date Received

14B0012

Rowe Industries

Water

January 28, 2014 1:40 pm

02/03/2014


Volatile Organics, 8260 List - Low Level

Log-in Notes:

Sample Notes:

Sample Prepared by Method: EPA 5030B

Table with 12 columns: CAS No., Parameter, Result, Flag, Units, MDL, RL, Dilution, Reference Method, Date/Time Prepared, Date/Time Analyzed, Analyst. Rows include various chlorinated hydrocarbons like Tetrachloroethane, Trichloroethane, Dichloroethane, etc.



Sample Information

Client Sample ID: WQ012814:1340FRW4

York Sample ID: 14B0012-08

York Project (SDG) No.

Client Project ID

Matrix

Collection Date/Time

Date Received

14B0012

Rowe Industries

Water

January 28, 2014 1:40 pm

02/03/2014


Volatile Organics, 8260 List - Low Level

Log-in Notes:

Sample Notes:

Sample Prepared by Method: EPA 5030B

CAS No.	Parameter	Result	Flag	Units	MDL	RL	Dilution	Reference Method	Date/Time Prepared	Date/Time Analyzed	Analyst
594-20-7	2,2-Dichloropropane	ND		ug/L	0.20	0.50	1	EPA 8260C	02/07/2014 09:37	02/07/2014 21:31	SS
95-49-8	2-Chlorotoluene	ND		ug/L	0.20	0.50	1	EPA 8260C	02/07/2014 09:37	02/07/2014 21:31	SS
591-78-6	2-Hexanone	ND		ug/L	0.20	0.50	1	EPA 8260C	02/07/2014 09:37	02/07/2014 21:31	SS
106-43-4	4-Chlorotoluene	ND		ug/L	0.20	0.50	1	EPA 8260C	02/07/2014 09:37	02/07/2014 21:31	SS
67-64-1	Acetone	ND		ug/L	1.0	2.0	1	EPA 8260C	02/07/2014 09:37	02/07/2014 21:31	SS
71-43-2	Benzene	ND		ug/L	0.20	0.50	1	EPA 8260C	02/07/2014 09:37	02/07/2014 21:31	SS
108-86-1	Bromobenzene	ND		ug/L	0.20	0.50	1	EPA 8260C	02/07/2014 09:37	02/07/2014 21:31	SS
74-97-5	Bromochloromethane	ND		ug/L	0.20	0.50	1	EPA 8260C	02/07/2014 09:37	02/07/2014 21:31	SS
75-27-4	Bromodichloromethane	ND		ug/L	0.20	0.50	1	EPA 8260C	02/07/2014 09:37	02/07/2014 21:31	SS
75-25-2	Bromoform	ND		ug/L	0.20	0.50	1	EPA 8260C	02/07/2014 09:37	02/07/2014 21:31	SS
74-83-9	Bromomethane	ND		ug/L	0.20	0.50	1	EPA 8260C	02/07/2014 09:37	02/07/2014 21:31	SS
56-23-5	Carbon tetrachloride	ND		ug/L	0.20	0.50	1	EPA 8260C	02/07/2014 09:37	02/07/2014 21:31	SS
108-90-7	Chlorobenzene	ND		ug/L	0.20	0.50	1	EPA 8260C	02/07/2014 09:37	02/07/2014 21:31	SS
75-00-3	Chloroethane	ND		ug/L	0.20	0.50	1	EPA 8260C	02/07/2014 09:37	02/07/2014 21:31	SS
67-66-3	Chloroform	ND		ug/L	0.20	0.50	1	EPA 8260C	02/07/2014 09:37	02/07/2014 21:31	SS
74-87-3	Chloromethane	ND		ug/L	0.20	0.50	1	EPA 8260C	02/07/2014 09:37	02/07/2014 21:31	SS
156-59-2	cis-1,2-Dichloroethylene	6.4		ug/L	0.20	0.50	1	EPA 8260C	02/07/2014 09:37	02/07/2014 21:31	SS
10061-01-5	cis-1,3-Dichloropropylene	ND		ug/L	0.20	0.50	1	EPA 8260C	02/07/2014 09:37	02/07/2014 21:31	SS
124-48-1	Dibromochloromethane	ND		ug/L	0.20	0.50	1	EPA 8260C	02/07/2014 09:37	02/07/2014 21:31	SS
74-95-3	Dibromomethane	ND		ug/L	0.20	0.50	1	EPA 8260C	02/07/2014 09:37	02/07/2014 21:31	SS
75-71-8	Dichlorodifluoromethane	ND		ug/L	0.20	0.50	1	EPA 8260C	02/07/2014 09:37	02/07/2014 21:31	SS
100-41-4	Ethyl Benzene	ND		ug/L	0.20	0.50	1	EPA 8260C	02/07/2014 09:37	02/07/2014 21:31	SS
87-68-3	Hexachlorobutadiene	ND		ug/L	0.20	0.50	1	EPA 8260C	02/07/2014 09:37	02/07/2014 21:31	SS
98-82-8	Isopropylbenzene	ND		ug/L	0.20	0.50	1	EPA 8260C	02/07/2014 09:37	02/07/2014 21:31	SS
1634-04-4	Methyl tert-butyl ether (MTBE)	ND		ug/L	0.20	0.50	1	EPA 8260C	02/07/2014 09:37	02/07/2014 21:31	SS
75-09-2	Methylene chloride	ND		ug/L	1.0	2.0	1	EPA 8260C	02/07/2014 09:37	02/07/2014 21:31	SS
91-20-3	Naphthalene	ND		ug/L	1.0	2.0	1	EPA 8260C	02/07/2014 09:37	02/07/2014 21:31	SS
104-51-8	n-Butylbenzene	ND		ug/L	0.20	0.50	1	EPA 8260C	02/07/2014 09:37	02/07/2014 21:31	SS
103-65-1	n-Propylbenzene	ND		ug/L	0.20	0.50	1	EPA 8260C	02/07/2014 09:37	02/07/2014 21:31	SS
95-47-6	o-Xylene	ND		ug/L	0.20	0.50	1	EPA 8260C	02/07/2014 09:37	02/07/2014 21:31	SS
179601-23-1	p- & m- Xylenes	ND		ug/L	0.50	1.0	1	EPA 8260C	02/07/2014 09:37	02/07/2014 21:31	SS



Sample Information

Client Sample ID: WQ012814:1340FRW4

York Sample ID: 14B0012-08

York Project (SDG) No.

Client Project ID

Matrix

Collection Date/Time

Date Received

14B0012

Rowe Industries

Water

January 28, 2014 1:40 pm

02/03/2014


Volatile Organics, 8260 List - Low Level

Log-in Notes:

Sample Notes:

Sample Prepared by Method: EPA 5030B

CAS No.	Parameter	Result	Flag	Units	MDL	RL	Dilution	Reference Method	Date/Time Prepared	Date/Time Analyzed	Analyst
99-87-6	p-Isopropyltoluene	ND		ug/L	0.20	0.50	1	EPA 8260C	02/07/2014 09:37	02/07/2014 21:31	SS
135-98-8	sec-Butylbenzene	ND		ug/L	0.20	0.50	1	EPA 8260C	02/07/2014 09:37	02/07/2014 21:31	SS
100-42-5	Styrene	ND		ug/L	0.20	0.50	1	EPA 8260C	02/07/2014 09:37	02/07/2014 21:31	SS
98-06-6	tert-Butylbenzene	ND		ug/L	0.20	0.50	1	EPA 8260C	02/07/2014 09:37	02/07/2014 21:31	SS
127-18-4	Tetrachloroethylene	8.9		ug/L	0.20	0.50	1	EPA 8260C	02/07/2014 09:37	02/07/2014 21:31	SS
108-88-3	Toluene	ND		ug/L	0.20	0.50	1	EPA 8260C	02/07/2014 09:37	02/07/2014 21:31	SS
156-60-5	trans-1,2-Dichloroethylene	ND		ug/L	0.20	0.50	1	EPA 8260C	02/07/2014 09:37	02/07/2014 21:31	SS
10061-02-6	trans-1,3-Dichloropropylene	ND		ug/L	0.20	0.50	1	EPA 8260C	02/07/2014 09:37	02/07/2014 21:31	SS
79-01-6	Trichloroethylene	1.1		ug/L	0.20	0.50	1	EPA 8260C	02/07/2014 09:37	02/07/2014 21:31	SS
75-69-4	Trichlorofluoromethane	ND		ug/L	0.20	0.50	1	EPA 8260C	02/07/2014 09:37	02/07/2014 21:31	SS
75-01-4	Vinyl Chloride	ND		ug/L	0.50	0.50	1	EPA 8260C	02/07/2014 09:37	02/07/2014 21:31	SS
1330-20-7	Xylenes, Total	ND		ug/L	0.60	1.5	1	EPA 8260C	02/07/2014 09:37	02/07/2014 21:31	SS
Surrogate Recoveries		Result	Acceptance Range								
17060-07-0	Surrogate: 1,2-Dichloroethane-d4	99.1 %	79-133								
460-00-4	Surrogate: p-Bromofluorobenzene	104 %	65-133								
2037-26-5	Surrogate: Toluene-d8	109 %	80-123								



Analytical Batch Summary

Batch ID: BB40260

Preparation Method: EPA 5030B

Prepared By: BGS


YORK Sample ID	Client Sample ID	Preparation Date
14B0012-05	WQ012814:1310FRW1	02/07/14
14B0012-06	WQ012814:1320FRW2	02/07/14
14B0012-07	WQ012814:1330FRW3	02/07/14
14B0012-08	WQ012814:1340FRW4	02/07/14
BB40260-BLK1	Blank	02/07/14
BB40260-BS1	LCS	02/07/14
BB40260-BSD1	LCS Dup	02/07/14
BB40260-MS1	Matrix Spike	02/07/14
BB40260-MSD1	Matrix Spike Dup	02/07/14

Batch ID: BB40309

Preparation Method: EPA 5030B

Prepared By: BGS

YORK Sample ID	Client Sample ID	Preparation Date
14B0012-05RE1	WQ012814:1310FRW1	02/10/14
14B0012-06RE1	WQ012814:1320FRW2	02/10/14
14B0012-07RE1	WQ012814:1330FRW3	02/10/14
BB40309-BLK1	Blank	02/10/14
BB40309-BS1	LCS	02/10/14
BB40309-BSD1	LCS Dup	02/10/14
BB40309-MS1	Matrix Spike	02/10/14
BB40309-MSD1	Matrix Spike Dup	02/10/14



Volatile Organic Compounds by GC/MS - Quality Control Data
York Analytical Laboratories, Inc.


Analyte	Result	Reporting Limit	Units	Spike Level	Source* Result	%REC	%REC Limits	Flag	RPD	RPD Limit	Flag
---------	--------	-----------------	-------	-------------	----------------	------	-------------	------	-----	-----------	------

Batch BB40260 - EPA 5030B

Blank (BB40260-BLK1)

Prepared & Analyzed: 02/07/2014

1,1,1,2-Tetrachloroethane	ND	0.50	ug/L								
1,1,1-Trichloroethane	ND	0.50	"								
1,1,2,2-Tetrachloroethane	ND	0.50	"								
1,1,2-Trichloro-1,2,2-trifluoroethane (Freon 113)	ND	0.50	"								
1,1,2-Trichloroethane	ND	0.50	"								
1,1-Dichloroethane	ND	0.50	"								
1,1-Dichloroethylene	ND	0.50	"								
1,1-Dichloropropylene	ND	0.50	"								
1,2,3-Trichlorobenzene	ND	0.50	"								
1,2,3-Trichloropropane	ND	0.50	"								
1,2,4-Trichlorobenzene	ND	0.50	"								
1,2,4-Trimethylbenzene	ND	0.50	"								
1,2-Dibromo-3-chloropropane	ND	0.50	"								
1,2-Dibromoethane	ND	0.50	"								
1,2-Dichlorobenzene	ND	0.50	"								
1,2-Dichloroethane	ND	0.50	"								
1,2-Dichloropropane	ND	0.50	"								
1,3,5-Trimethylbenzene	ND	0.50	"								
1,3-Dichlorobenzene	ND	0.50	"								
1,3-Dichloropropane	ND	0.50	"								
1,4-Dichlorobenzene	ND	0.50	"								
2,2-Dichloropropane	ND	0.50	"								
2-Chlorotoluene	ND	0.50	"								
2-Hexanone	ND	0.50	"								
4-Chlorotoluene	ND	0.50	"								
Acetone	ND	2.0	"								
Benzene	ND	0.50	"								
Bromobenzene	ND	0.50	"								
Bromochloromethane	ND	0.50	"								
Bromodichloromethane	ND	0.50	"								
Bromoform	ND	0.50	"								
Bromomethane	ND	0.50	"								
Carbon tetrachloride	ND	0.50	"								
Chlorobenzene	ND	0.50	"								
Chloroethane	ND	0.50	"								
Chloroform	ND	0.50	"								
Chloromethane	ND	0.50	"								
cis-1,2-Dichloroethylene	ND	0.50	"								
cis-1,3-Dichloropropylene	ND	0.50	"								
Dibromochloromethane	ND	0.50	"								
Dibromomethane	ND	0.50	"								
Dichlorodifluoromethane	ND	0.50	"								
Ethyl Benzene	ND	0.50	"								
Hexachlorobutadiene	ND	0.50	"								
Isopropylbenzene	ND	0.50	"								
Methyl tert-butyl ether (MTBE)	ND	0.50	"								
Methylene chloride	ND	2.0	"								
Naphthalene	ND	2.0	"								
n-Butylbenzene	ND	0.50	"								
n-Propylbenzene	ND	0.50	"								
o-Xylene	ND	0.50	"								



Volatile Organic Compounds by GC/MS - Quality Control Data

York Analytical Laboratories, Inc.

Analyte	Result	Reporting Limit	Units	Spike Level	Source* Result	%REC	%REC Limits	Flag	RPD	RPD Limit	Flag
---------	--------	-----------------	-------	-------------	----------------	------	-------------	------	-----	-----------	------

Batch BB40260 - EPA 5030B

Blank (BB40260-BLK1)

Prepared & Analyzed: 02/07/2014

p- & m- Xylenes	ND	1.0	ug/L								
p-Isopropyltoluene	ND	0.50	"								
sec-Butylbenzene	ND	0.50	"								
Styrene	ND	0.50	"								
tert-Butylbenzene	ND	0.50	"								
Tetrachloroethylene	ND	0.50	"								
Toluene	ND	0.50	"								
trans-1,2-Dichloroethylene	ND	0.50	"								
trans-1,3-Dichloropropylene	ND	0.50	"								
Trichloroethylene	ND	0.50	"								
Trichlorofluoromethane	ND	0.50	"								
Vinyl Chloride	ND	0.50	"								
Xylenes, Total	ND	1.5	"								
<i>Surrogate: 1,2-Dichloroethane-d4</i>	10.1		"	10.0		101	79-133				
<i>Surrogate: p-Bromofluorobenzene</i>	10.0		"	10.0		100	65-133				
<i>Surrogate: Toluene-d8</i>	10.0		"	10.0		100	80-123				

LCS (BB40260-BS1)

Prepared & Analyzed: 02/07/2014

1,1,1,2-Tetrachloroethane	10.8		ug/L	10.0		108	84-127				
1,1,1-Trichloroethane	10.2		"	10.0		102	80-131				
1,1,2,2-Tetrachloroethane	10.5		"	10.0		105	76-120				
1,1,2-Trichloro-1,2,2-trifluoroethane (Freon 113)	10.4		"	10.0		104	70-133				
1,1,2-Trichloroethane	10.2		"	10.0		102	73-124				
1,1-Dichloroethane	10.3		"	10.0		103	79-123				
1,1-Dichloroethylene	9.97		"	10.0		99.7	71-123				
1,1-Dichloropropylene	10.3		"	10.0		103	73-117				
1,2,3-Trichlorobenzene	10.7		"	10.0		107	78-117				
1,2,3-Trichloropropane	10.8		"	10.0		108	68-119				
1,2,4-Trichlorobenzene	10.6		"	10.0		106	78-117				
1,2,4-Trimethylbenzene	10.3		"	10.0		103	68-134				
1,2-Dibromo-3-chloropropane	11.8		"	10.0		118	73-129				
1,2-Dibromoethane	10.9		"	10.0		109	73-139				
1,2-Dichlorobenzene	10.3		"	10.0		103	83-110				
1,2-Dichloroethane	10.7		"	10.0		107	81-120				
1,2-Dichloropropane	10.4		"	10.0		104	76-120				
1,3,5-Trimethylbenzene	10.3		"	10.0		103	74-121				
1,3-Dichlorobenzene	10.4		"	10.0		104	82-112				
1,3-Dichloropropane	10.6		"	10.0		106	77-122				
1,4-Dichlorobenzene	10.3		"	10.0		103	83-110				
2,2-Dichloropropane	9.41		"	10.0		94.1	50-163				
2-Chlorotoluene	10.2		"	10.0		102	74-115				
2-Hexanone	11.2		"	10.0		112	65-130				
4-Chlorotoluene	10.2		"	10.0		102	77-119				
Acetone	9.28		"	10.0		92.8	54-129				
Benzene	10.4		"	10.0		104	77-122				
Bromobenzene	10.5		"	10.0		105	76-114				
Bromochloromethane	10.7		"	10.0		107	73-125				
Bromodichloromethane	10.6		"	10.0		106	83-120				
Bromoform	11.2		"	10.0		112	72-139				
Bromomethane	9.23		"	10.0		92.3	52-128				
Carbon tetrachloride	10.4		"	10.0		104	66-152				
Chlorobenzene	10.5		"	10.0		105	85-113				



Volatile Organic Compounds by GC/MS - Quality Control Data

York Analytical Laboratories, Inc.

Analyte	Result	Reporting	Units	Spike	Source*	%REC	%REC	Limits	Flag	RPD	RPD	Limit	Flag
		Limit								Limit			

Batch BB40260 - EPA 5030B

LCS (BB40260-BS1)

Prepared & Analyzed: 02/07/2014

Chloroethane	9.91		ug/L	10.0		99.1	60-124						
Chloroform	10.5		"	10.0		105	82-119						
Chloromethane	9.71		"	10.0		97.1	42-126						
cis-1,2-Dichloroethylene	10.4		"	10.0		104	79-116						
cis-1,3-Dichloropropylene	10.4		"	10.0		104	85-134						
Dibromochloromethane	10.8		"	10.0		108	74-151						
Dibromomethane	11.1		"	10.0		111	74-128						
Dichlorodifluoromethane	9.06		"	10.0		90.6	10-146						
Ethyl Benzene	10.4		"	10.0		104	85-125						
Hexachlorobutadiene	10.1		"	10.0		101	69-131						
Isopropylbenzene	10.2		"	10.0		102	71-128						
Methyl tert-butyl ether (MTBE)	10.8		"	10.0		108	51-134						
Methylene chloride	10.1		"	10.0		101	76-122						
Naphthalene	10.8		"	10.0		108	72-127						
n-Butylbenzene	10.2		"	10.0		102	69-127						
n-Propylbenzene	10.2		"	10.0		102	70-129						
o-Xylene	10.5		"	10.0		105	83-117						
p- & m- Xylenes	20.9		"	20.0		105	80-126						
p-Isopropyltoluene	10.3		"	10.0		103	74-130						
sec-Butylbenzene	10.3		"	10.0		103	72-132						
Styrene	10.5		"	10.0		105	62-160						
tert-Butylbenzene	10.2		"	10.0		102	75-129						
Tetrachloroethylene	10.2		"	10.0		102	67-118						
Toluene	10.4		"	10.0		104	82-118						
trans-1,2-Dichloroethylene	10.2		"	10.0		102	76-119						
trans-1,3-Dichloropropylene	10.6		"	10.0		106	80-137						
Trichloroethylene	10.2		"	10.0		102	71-122						
Trichlorofluoromethane	9.61		"	10.0		96.1	67-130						
Vinyl Chloride	9.75		"	10.0		97.5	49-125						
Surrogate: 1,2-Dichloroethane-d4	10.1		"	10.0		101	79-133						
Surrogate: p-Bromofluorobenzene	10.0		"	10.0		100	65-133						
Surrogate: Toluene-d8	10.1		"	10.0		101	80-123						



Volatile Organic Compounds by GC/MS - Quality Control Data

York Analytical Laboratories, Inc.

Analyte	Result	Reporting Limit	Units	Spike Level	Source* Result	%REC	%REC Limits	Flag	RPD	RPD Limit	Flag
Batch BB40260 - EPA 5030B											
LCS Dup (BB40260-BSD1)											
										Prepared & Analyzed: 02/07/2014	
1,1,1,2-Tetrachloroethane	10.4		ug/L	10.0		104	84-127		4.25	30	
1,1,1-Trichloroethane	10.6		"	10.0		106	80-131		3.94	30	
1,1,2,2-Tetrachloroethane	10.2		"	10.0		102	76-120		2.51	30	
1,1,2-Trichloro-1,2,2-trifluoroethane (Freon 113)	11.2		"	10.0		112	70-133		7.43	30	
1,1,2-Trichloroethane	9.70		"	10.0		97.0	73-124		4.83	30	
1,1-Dichloroethane	10.2		"	10.0		102	79-123		0.974	30	
1,1-Dichloroethylene	10.7		"	10.0		107	71-123		7.16	30	
1,1-Dichloropropylene	10.6		"	10.0		106	73-117		2.20	30	
1,2,3-Trichlorobenzene	10.5		"	10.0		105	78-117		2.16	30	
1,2,3-Trichloropropane	10.7		"	10.0		107	68-119		1.49	30	
1,2,4-Trichlorobenzene	10.6		"	10.0		106	78-117		0.283	30	
1,2,4-Trimethylbenzene	10.4		"	10.0		104	68-134		0.483	30	
1,2-Dibromo-3-chloropropane	10.9		"	10.0		109	73-129		7.31	30	
1,2-Dibromoethane	10.2		"	10.0		102	73-139		6.64	30	
1,2-Dichlorobenzene	10.2		"	10.0		102	83-110		0.780	30	
1,2-Dichloroethane	10.3		"	10.0		103	81-120		4.00	30	
1,2-Dichloropropane	10.2		"	10.0		102	76-120		1.84	30	
1,3,5-Trimethylbenzene	10.4		"	10.0		104	74-121		1.16	30	
1,3-Dichlorobenzene	10.3		"	10.0		103	82-112		0.290	30	
1,3-Dichloropropane	10.1		"	10.0		101	77-122		4.84	30	
1,4-Dichlorobenzene	10.3		"	10.0		103	83-110		0.00	30	
2,2-Dichloropropane	11.3		"	10.0		113	50-163		18.2	30	
2-Chlorotoluene	10.3		"	10.0		103	74-115		1.46	30	
2-Hexanone	10.5		"	10.0		105	65-130		7.18	30	
4-Chlorotoluene	10.2		"	10.0		102	77-119		0.784	30	
Acetone	8.40		"	10.0		84.0	54-129		9.95	30	
Benzene	10.4		"	10.0		104	77-122		0.0960	30	
Bromobenzene	10.4		"	10.0		104	76-114		1.15	30	
Bromochloromethane	10.3		"	10.0		103	73-125		3.73	30	
Bromodichloromethane	10.4		"	10.0		104	83-120		1.90	30	
Bromoform	10.6		"	10.0		106	72-139		5.77	30	
Bromomethane	8.82		"	10.0		88.2	52-128		4.54	30	
Carbon tetrachloride	10.9		"	10.0		109	66-152		5.17	30	
Chlorobenzene	10.2		"	10.0		102	85-113		3.67	30	
Chloroethane	9.61		"	10.0		96.1	60-124		3.07	30	
Chloroform	10.3		"	10.0		103	82-119		1.54	30	
Chloromethane	9.68		"	10.0		96.8	42-126		0.309	30	
cis-1,2-Dichloroethylene	10.5		"	10.0		105	79-116		0.959	30	
cis-1,3-Dichloropropylene	10.3		"	10.0		103	85-134		1.06	30	
Dibromochloromethane	10.5		"	10.0		105	74-151		3.38	30	
Dibromomethane	10.0		"	10.0		100	74-128		10.0	30	
Dichlorodifluoromethane	9.71		"	10.0		97.1	10-146		6.93	30	
Ethyl Benzene	10.4		"	10.0		104	85-125		0.192	30	
Hexachlorobutadiene	10.6		"	10.0		106	69-131		5.13	30	
Isopropylbenzene	10.5		"	10.0		105	71-128		2.90	30	
Methyl tert-butyl ether (MTBE)	10.6		"	10.0		106	51-134		2.62	30	
Methylene chloride	9.77		"	10.0		97.7	76-122		3.52	30	
Naphthalene	10.5		"	10.0		105	72-127		3.11	30	
n-Butylbenzene	10.6		"	10.0		106	69-127		4.03	30	
n-Propylbenzene	10.6		"	10.0		106	70-129		2.98	30	
o-Xylene	10.2		"	10.0		102	83-117		2.32	30	



Volatile Organic Compounds by GC/MS - Quality Control Data

York Analytical Laboratories, Inc.

Analyte	Result	Reporting Limit	Units	Spike Level	Source* Result	%REC	%REC Limits	Flag	RPD	RPD Limit	Flag
---------	--------	-----------------	-------	-------------	----------------	------	-------------	------	-----	-----------	------

Batch BB40260 - EPA 5030B

LCS Dup (BB40260-BSD1)

Prepared & Analyzed: 02/07/2014


p- & m- Xylenes	20.8		ug/L	20.0		104	80-126		0.479	30	
p-Isopropyltoluene	10.6		"	10.0		106	74-130		2.49	30	
sec-Butylbenzene	10.6		"	10.0		106	72-132		3.16	30	
Styrene	10.2		"	10.0		102	62-160		2.32	30	
tert-Butylbenzene	10.6		"	10.0		106	75-129		3.56	30	
Tetrachloroethylene	10.5		"	10.0		105	67-118		3.39	30	
Toluene	10.4		"	10.0		104	82-118		0.673	30	
trans-1,2-Dichloroethylene	10.3		"	10.0		103	76-119		1.37	30	
trans-1,3-Dichloropropylene	10.5		"	10.0		105	80-137		1.23	30	
Trichloroethylene	10.3		"	10.0		103	71-122		1.37	30	
Trichlorofluoromethane	10.6		"	10.0		106	67-130		9.42	30	
Vinyl Chloride	9.75		"	10.0		97.5	49-125		0.00	30	
Surrogate: 1,2-Dichloroethane-d4	9.83		"	10.0		98.3	79-133				
Surrogate: p-Bromofluorobenzene	10.0		"	10.0		100	65-133				
Surrogate: Toluene-d8	9.99		"	10.0		99.9	80-123				

Matrix Spike (BB40260-MS1)

*Source sample: 14B0012-05 (WQ012814:1310FRW1)

Prepared & Analyzed: 02/07/2014

1,1,1,2-Tetrachloroethane	11.2		ug/L	10.0	ND	112	82-126				
1,1,1-Trichloroethane	11.4		"	10.0	1.05	104	60-145				
1,1,2,2-Tetrachloroethane	11.7		"	10.0	ND	117	77-124				
1,1,2-Trichloro-1,2,2-trifluoroethane (Freon 113)	11.3		"	10.0	ND	113	50-147				
1,1,2-Trichloroethane	17.3		"	10.0	ND	173	75-126	High Bias			
1,1-Dichloroethane	10.3		"	10.0	ND	103	76-132				
1,1-Dichloroethylene	10.1		"	10.0	ND	101	68-128				
1,1-Dichloropropylene	10.5		"	10.0	ND	105	80-116				
1,2,3-Trichlorobenzene	10.8		"	10.0	ND	108	59-137				
1,2,3-Trichloropropane	12.2		"	10.0	ND	122	64-144				
1,2,4-Trichlorobenzene	10.6		"	10.0	ND	106	62-132				
1,2,4-Trimethylbenzene	10.7		"	10.0	ND	107	68-138				
1,2-Dibromo-3-chloropropane	12.1		"	10.0	ND	121	46-190				
1,2-Dibromoethane	11.6		"	10.0	ND	116	77-129				
1,2-Dichlorobenzene	10.9		"	10.0	ND	109	81-111				
1,2-Dichloroethane	10.9		"	10.0	ND	109	76-129				
1,2-Dichloropropane	10.9		"	10.0	ND	109	78-123				
1,3,5-Trimethylbenzene	10.7		"	10.0	ND	107	74-128				
1,3-Dichlorobenzene	10.7		"	10.0	ND	107	76-115				
1,3-Dichloropropane	11.8		"	10.0	ND	118	78-124				
1,4-Dichlorobenzene	10.7		"	10.0	ND	107	76-114				
2,2-Dichloropropane	8.94		"	10.0	ND	89.4	35-139				
2-Chlorotoluene	10.7		"	10.0	ND	107	74-119				
2-Hexanone	12.4		"	10.0	ND	124	54-145				
4-Chlorotoluene	10.6		"	10.0	ND	106	78-123				
Acetone	9.76		"	10.0	ND	97.6	19-137				
Benzene	10.5		"	10.0	ND	105	83-121				
Bromobenzene	11.2		"	10.0	ND	112	74-121				
Bromochloromethane	10.6		"	10.0	ND	106	71-134				
Bromodichloromethane	11.3		"	10.0	ND	113	83-127				
Bromoform	12.3		"	10.0	ND	123	68-138				
Bromomethane	8.19		"	10.0	ND	81.9	14-125				
Carbon tetrachloride	10.9		"	10.0	ND	109	77-139				
Chlorobenzene	11.0		"	10.0	ND	110	88-111				
Chloroethane	9.78		"	10.0	ND	97.8	63-130				



Volatile Organic Compounds by GC/MS - Quality Control Data
York Analytical Laboratories, Inc.

Analyte	Result	Reporting	Spike	Source*	%REC	%REC	Limits	Flag	RPD	RPD	Flag
		Limit								Units	

Batch BB40260 - EPA 5030B


Matrix Spike (BB40260-MS1)	*Source sample: 14B0012-05 (WQ012814:1310FRW1)						Prepared & Analyzed: 02/07/2014				
Chloroform	10.6		ug/L	10.0	ND	106	62-138				
Chloromethane	8.79		"	10.0	ND	87.9	46-121				
cis-1,2-Dichloroethylene	15.9		"	10.0	4.58	114	58-137				
cis-1,3-Dichloropropylene	10.8		"	10.0	ND	108	72-131				
Dibromochloromethane	11.9		"	10.0	ND	119	81-133				
Dibromomethane	11.9		"	10.0	ND	119	76-136				
Dichlorodifluoromethane	8.21		"	10.0	ND	82.1	10-150				
Ethyl Benzene	11.0		"	10.0	ND	110	87-122				
Hexachlorobutadiene	10.6		"	10.0	ND	106	68-134				
Isopropylbenzene	10.8		"	10.0	ND	108	75-126				
Methyl tert-butyl ether (MTBE)	11.2		"	10.0	ND	112	67-130				
Methylene chloride	9.47		"	10.0	ND	94.7	20-158				
Naphthalene	11.4		"	10.0	ND	114	51-151				
n-Butylbenzene	10.7		"	10.0	ND	107	72-124				
n-Propylbenzene	10.8		"	10.0	ND	108	76-123				
o-Xylene	10.9		"	10.0	ND	109	82-121				
p- & m- Xylenes	21.9		"	20.0	ND	109	83-128				
p-Isopropyltoluene	10.8		"	10.0	ND	108	74-129				
sec-Butylbenzene	11.0		"	10.0	ND	110	80-125				
Styrene	10.9		"	10.0	ND	109	51-181				
tert-Butylbenzene	11.0		"	10.0	ND	110	78-126				
Tetrachloroethylene	98.3		"	10.0	78.1	202	73-118	High Bias			
Toluene	10.8		"	10.0	ND	108	81-118				
trans-1,2-Dichloroethylene	10.3		"	10.0	ND	103	66-128				
trans-1,3-Dichloropropylene	11.2		"	10.0	ND	112	70-129				
Trichloroethylene	12.6		"	10.0	1.76	109	84-120				
Trichlorofluoromethane	10.5		"	10.0	ND	105	68-129				
Vinyl Chloride	9.54		"	10.0	ND	95.4	49-123				
<i>Surrogate: 1,2-Dichloroethane-d4</i>	<i>10.3</i>		<i>"</i>	<i>10.0</i>		<i>103</i>	<i>79-133</i>				
<i>Surrogate: p-Bromofluorobenzene</i>	<i>10.0</i>		<i>"</i>	<i>10.0</i>		<i>100</i>	<i>65-133</i>				
<i>Surrogate: Toluene-d8</i>	<i>10.2</i>		<i>"</i>	<i>10.0</i>		<i>102</i>	<i>80-123</i>				



Volatile Organic Compounds by GC/MS - Quality Control Data

York Analytical Laboratories, Inc.

Analyte	Result	Reporting Limit	Units	Spike Level	Source* Result	%REC	%REC Limits	Flag	RPD	RPD Limit	Flag	
Batch BB40260 - EPA 5030B												
Matrix Spike Dup (BB40260-MSD1)		*Source sample: 14B0012-05 (WQ012814:1310FRW1)					Prepared & Analyzed: 02/07/2014					
1,1,1,2-Tetrachloroethane	11.1		ug/L	10.0	ND	111	82-126		1.61	30		
1,1,1-Trichloroethane	11.1		"	10.0	1.05	100	60-145		2.93	30		
1,1,2,2-Tetrachloroethane	10.9		"	10.0	ND	109	77-124		7.01	30		
1,1,2-Trichloro-1,2,2-trifluoroethane (Freon 113)	11.0		"	10.0	ND	110	50-147		2.97	30		
1,1,2-Trichloroethane	17.4		"	10.0	ND	174	75-126	High Bias	0.749	30		
1,1-Dichloroethane	10.1		"	10.0	ND	101	76-132		2.75	30		
1,1-Dichloroethylene	9.90		"	10.0	ND	99.0	68-128		1.80	30		
1,1-Dichloropropylene	10.3		"	10.0	ND	103	80-116		1.54	30		
1,2,3-Trichlorobenzene	10.7		"	10.0	ND	107	59-137		0.558	30		
1,2,3-Trichloropropane	11.8		"	10.0	ND	118	64-144		4.09	30		
1,2,4-Trichlorobenzene	10.5		"	10.0	ND	105	62-132		1.14	30		
1,2,4-Trimethylbenzene	10.5		"	10.0	ND	105	68-138		1.60	30		
1,2-Dibromo-3-chloropropane	11.7		"	10.0	ND	117	46-190		3.44	30		
1,2-Dibromoethane	11.0		"	10.0	ND	110	77-129		5.57	30		
1,2-Dichlorobenzene	10.6		"	10.0	ND	106	81-111		2.42	30		
1,2-Dichloroethane	10.2		"	10.0	ND	102	76-129		6.34	30		
1,2-Dichloropropane	10.6		"	10.0	ND	106	78-123		3.35	30		
1,3,5-Trimethylbenzene	10.6		"	10.0	ND	106	74-128		0.936	30		
1,3-Dichlorobenzene	10.5		"	10.0	ND	105	76-115		1.79	30		
1,3-Dichloropropane	11.1		"	10.0	ND	111	78-124		5.78	30		
1,4-Dichlorobenzene	10.6		"	10.0	ND	106	76-114		1.22	30		
2,2-Dichloropropane	8.55		"	10.0	ND	85.5	35-139		4.46	30		
2-Chlorotoluene	10.6		"	10.0	ND	106	74-119		0.658	30		
2-Hexanone	11.3		"	10.0	ND	113	54-145		9.52	30		
4-Chlorotoluene	10.4		"	10.0	ND	104	78-123		1.91	30		
Acetone	8.82		"	10.0	ND	88.2	19-137		10.1	30		
Benzene	10.2		"	10.0	ND	102	83-121		3.48	30		
Bromobenzene	10.8		"	10.0	ND	108	74-121		3.00	30		
Bromochloromethane	10.2		"	10.0	ND	102	71-134		4.24	30		
Bromodichloromethane	10.8		"	10.0	ND	108	83-127		4.98	30		
Bromoform	11.2		"	10.0	ND	112	68-138		8.84	30		
Bromomethane	8.23		"	10.0	ND	82.3	14-125		0.487	30		
Carbon tetrachloride	10.6		"	10.0	ND	106	77-139		2.80	30		
Chlorobenzene	10.6		"	10.0	ND	106	88-111		3.24	30		
Chloroethane	10.7		"	10.0	ND	107	63-130		8.70	30		
Chloroform	10.0		"	10.0	ND	100	62-138		5.35	30		
Chloromethane	8.43		"	10.0	ND	84.3	46-121		4.18	30		
cis-1,2-Dichloroethylene	15.7		"	10.0	4.58	111	58-137		1.52	30		
cis-1,3-Dichloropropylene	10.3		"	10.0	ND	103	72-131		4.83	30		
Dibromochloromethane	11.3		"	10.0	ND	113	81-133		5.51	30		
Dibromomethane	10.9		"	10.0	ND	109	76-136		8.78	30		
Dichlorodifluoromethane	7.68		"	10.0	ND	76.8	10-150		6.67	30		
Ethyl Benzene	10.8		"	10.0	ND	108	87-122		1.65	30		
Hexachlorobutadiene	10.7		"	10.0	ND	107	68-134		0.468	30		
Isopropylbenzene	10.7		"	10.0	ND	107	75-126		1.12	30		
Methyl tert-butyl ether (MTBE)	10.3		"	10.0	ND	103	67-130		8.43	30		
Methylene chloride	9.03		"	10.0	ND	90.3	20-158		4.76	30		
Naphthalene	10.9		"	10.0	ND	109	51-151		4.39	30		
n-Butylbenzene	10.6		"	10.0	ND	106	72-124		0.748	30		
n-Propylbenzene	10.7		"	10.0	ND	107	76-123		1.12	30		
o-Xylene	10.7		"	10.0	ND	107	82-121		2.04	30		



Volatile Organic Compounds by GC/MS - Quality Control Data

York Analytical Laboratories, Inc.

Analyte	Result	Reporting Limit	Units	Spike Level	Source* Result	%REC	%REC Limits	Flag	RPD	RPD Limit	Flag
---------	--------	-----------------	-------	-------------	----------------	------	-------------	------	-----	-----------	------

Batch BB40260 - EPA 5030B

Matrix Spike Dup (BB40260-MSD1)	*Source sample: 14B0012-05 (WQ012814:1310FRW1)					Prepared & Analyzed: 02/07/2014					
p- & m- Xylenes	21.4		ug/L	20.0	ND	107	83-128		2.12	30	
p-Isopropyltoluene	10.7		"	10.0	ND	107	74-129		1.12	30	
sec-Butylbenzene	10.9		"	10.0	ND	109	80-125		0.917	30	
Styrene	10.7		"	10.0	ND	107	51-181		2.04	30	
tert-Butylbenzene	10.8		"	10.0	ND	108	78-126		1.28	30	
Tetrachloroethylene	112		"	10.0	78.1	338	73-118	High Bias	12.9	30	
Toluene	10.6		"	10.0	ND	106	81-118		2.15	30	
trans-1,2-Dichloroethylene	9.85		"	10.0	ND	98.5	66-128		4.17	30	
trans-1,3-Dichloropropylene	10.5		"	10.0	ND	105	70-129		6.09	30	
Trichloroethylene	12.6		"	10.0	1.76	108	84-120		0.317	30	
Trichlorofluoromethane	9.94		"	10.0	ND	99.4	68-129		5.67	30	
Vinyl Chloride	9.20		"	10.0	ND	92.0	49-123		3.63	30	
Surrogate: 1,2-Dichloroethane-d4	10.0		"	10.0		100	79-133				
Surrogate: p-Bromofluorobenzene	9.95		"	10.0		99.5	65-133				
Surrogate: Toluene-d8	10.3		"	10.0		103	80-123				

Batch BB40309 - EPA 5030B

Blank (BB40309-BLK1)	Prepared & Analyzed: 02/10/2014										
1,1,1,2-Tetrachloroethane	ND	0.50	ug/L								
1,1,1-Trichloroethane	ND	0.50	"								
1,1,2,2-Tetrachloroethane	ND	0.50	"								
1,1,2-Trichloro-1,2,2-trifluoroethane (Freon 113)	ND	0.50	"								
1,1,2-Trichloroethane	ND	0.50	"								
1,1-Dichloroethane	ND	0.50	"								
1,1-Dichloroethylene	ND	0.50	"								
1,1-Dichloropropylene	ND	0.50	"								
1,2,3-Trichlorobenzene	ND	0.50	"								
1,2,3-Trichloropropane	ND	0.50	"								
1,2,4-Trichlorobenzene	ND	0.50	"								
1,2,4-Trimethylbenzene	ND	0.50	"								
1,2-Dibromo-3-chloropropane	ND	0.50	"								
1,2-Dibromoethane	ND	0.50	"								
1,2-Dichlorobenzene	ND	0.50	"								
1,2-Dichloroethane	ND	0.50	"								
1,2-Dichloropropane	ND	0.50	"								
1,3,5-Trimethylbenzene	ND	0.50	"								
1,3-Dichlorobenzene	ND	0.50	"								
1,3-Dichloropropane	ND	0.50	"								
1,4-Dichlorobenzene	ND	0.50	"								
2,2-Dichloropropane	ND	0.50	"								
2-Chlorotoluene	ND	0.50	"								
2-Hexanone	ND	0.50	"								
4-Chlorotoluene	ND	0.50	"								
Acetone	ND	2.0	"								
Benzene	ND	0.50	"								
Bromobenzene	ND	0.50	"								
Bromochloromethane	ND	0.50	"								
Bromodichloromethane	ND	0.50	"								
Bromoform	ND	0.50	"								
Bromomethane	ND	0.50	"								
Carbon tetrachloride	ND	0.50	"								



Volatile Organic Compounds by GC/MS - Quality Control Data
York Analytical Laboratories, Inc.

Analyte	Result	Reporting	Units	Spike	Source*	%REC	Limits	Flag	RPD	Limit	Flag
		Limit		Level	Result	%REC			RPD		

Batch BB40309 - EPA 5030B

Blank (BB40309-BLK1)

Prepared & Analyzed: 02/10/2014

Chlorobenzene	ND	0.50	ug/L								
Chloroethane	ND	0.50	"								
Chloroform	ND	0.50	"								
Chloromethane	ND	0.50	"								
cis-1,2-Dichloroethylene	ND	0.50	"								
cis-1,3-Dichloropropylene	ND	0.50	"								
Dibromochloromethane	ND	0.50	"								
Dibromomethane	ND	0.50	"								
Dichlorodifluoromethane	ND	0.50	"								
Ethyl Benzene	ND	0.50	"								
Hexachlorobutadiene	ND	0.50	"								
Isopropylbenzene	ND	0.50	"								
Methyl tert-butyl ether (MTBE)	ND	0.50	"								
Methylene chloride	ND	2.0	"								
Naphthalene	ND	2.0	"								
n-Butylbenzene	ND	0.50	"								
n-Propylbenzene	ND	0.50	"								
o-Xylene	ND	0.50	"								
p- & m- Xylenes	ND	1.0	"								
p-Isopropyltoluene	ND	0.50	"								
sec-Butylbenzene	ND	0.50	"								
Styrene	ND	0.50	"								
tert-Butylbenzene	ND	0.50	"								
Tetrachloroethylene	ND	0.50	"								
Toluene	ND	0.50	"								
trans-1,2-Dichloroethylene	ND	0.50	"								
trans-1,3-Dichloropropylene	ND	0.50	"								
Trichloroethylene	ND	0.50	"								
Trichlorofluoromethane	ND	0.50	"								
Vinyl Chloride	ND	0.50	"								
Xylenes, Total	ND	1.5	"								
<hr/>											
<i>Surrogate: 1,2-Dichloroethane-d4</i>	<i>9.36</i>		<i>"</i>	<i>10.0</i>		<i>93.6</i>	<i>79-133</i>				
<i>Surrogate: p-Bromofluorobenzene</i>	<i>10.4</i>		<i>"</i>	<i>10.0</i>		<i>104</i>	<i>65-133</i>				
<i>Surrogate: Toluene-d8</i>	<i>10.4</i>		<i>"</i>	<i>10.0</i>		<i>104</i>	<i>80-123</i>				



Volatile Organic Compounds by GC/MS - Quality Control Data

York Analytical Laboratories, Inc.

Analyte	Result	Reporting		Spike Level	Source*		%REC Limits	Flag	RPD	
		Limit	Units		Result	%REC			RPD	Limit

Batch BB40309 - EPA 5030B

LCS (BB40309-BS1)

Prepared & Analyzed: 02/10/2014

1,1,1,2-Tetrachloroethane	10.4		ug/L	10.0		104	84-127			
1,1,1-Trichloroethane	9.99		"	10.0		99.9	80-131			
1,1,2,2-Tetrachloroethane	10.4		"	10.0		104	76-120			
1,1,2-Trichloro-1,2,2-trifluoroethane (Freon 113)	10.2		"	10.0		102	70-133			
1,1,2-Trichloroethane	9.67		"	10.0		96.7	73-124			
1,1-Dichloroethane	9.77		"	10.0		97.7	79-123			
1,1-Dichloroethylene	9.62		"	10.0		96.2	71-123			
1,1-Dichloropropylene	10.1		"	10.0		101	73-117			
1,2,3-Trichlorobenzene	10.4		"	10.0		104	78-117			
1,2,3-Trichloropropane	10.6		"	10.0		106	68-119			
1,2,4-Trichlorobenzene	10.4		"	10.0		104	78-117			
1,2,4-Trimethylbenzene	10.8		"	10.0		108	68-134			
1,2-Dibromo-3-chloropropane	11.3		"	10.0		113	73-129			
1,2-Dibromoethane	10.4		"	10.0		104	73-139			
1,2-Dichlorobenzene	10.3		"	10.0		103	83-110			
1,2-Dichloroethane	9.89		"	10.0		98.9	81-120			
1,2-Dichloropropane	10.4		"	10.0		104	76-120			
1,3,5-Trimethylbenzene	10.8		"	10.0		108	74-121			
1,3-Dichlorobenzene	10.5		"	10.0		105	82-112			
1,3-Dichloropropane	10.3		"	10.0		103	77-122			
1,4-Dichlorobenzene	10.5		"	10.0		105	83-110			
2,2-Dichloropropane	10.8		"	10.0		108	50-163			
2-Chlorotoluene	10.6		"	10.0		106	74-115			
2-Hexanone	10.3		"	10.0		103	65-130			
4-Chlorotoluene	10.6		"	10.0		106	77-119			
Acetone	6.75		"	10.0		67.5	54-129			
Benzene	9.99		"	10.0		99.9	77-122			
Bromobenzene	10.7		"	10.0		107	76-114			
Bromochloromethane	9.85		"	10.0		98.5	73-125			
Bromodichloromethane	10.5		"	10.0		105	83-120			
Bromoform	10.6		"	10.0		106	72-139			
Bromomethane	8.93		"	10.0		89.3	52-128			
Carbon tetrachloride	10.1		"	10.0		101	66-152			
Chlorobenzene	10.3		"	10.0		103	85-113			
Chloroethane	9.73		"	10.0		97.3	60-124			
Chloroform	9.96		"	10.0		99.6	82-119			
Chloromethane	9.26		"	10.0		92.6	42-126			
cis-1,2-Dichloroethylene	10.2		"	10.0		102	79-116			
cis-1,3-Dichloropropylene	10.4		"	10.0		104	85-134			
Dibromochloromethane	10.6		"	10.0		106	74-151			
Dibromomethane	10.2		"	10.0		102	74-128			
Dichlorodifluoromethane	9.06		"	10.0		90.6	10-146			
Ethyl Benzene	10.6		"	10.0		106	85-125			
Hexachlorobutadiene	10.6		"	10.0		106	69-131			
Isopropylbenzene	10.8		"	10.0		108	71-128			
Methyl tert-butyl ether (MTBE)	9.59		"	10.0		95.9	51-134			
Methylene chloride	9.16		"	10.0		91.6	76-122			
Naphthalene	10.3		"	10.0		103	72-127			
n-Butylbenzene	10.9		"	10.0		109	69-127			
n-Propylbenzene	10.9		"	10.0		109	70-129			
o-Xylene	10.5		"	10.0		105	83-117			



Volatile Organic Compounds by GC/MS - Quality Control Data

York Analytical Laboratories, Inc.

Analyte	Result	Reporting Limit	Units	Spike Level	Source* Result	%REC	%REC Limits	Flag	RPD	RPD Limit	Flag
---------	--------	-----------------	-------	-------------	----------------	------	-------------	------	-----	-----------	------

Batch BB40309 - EPA 5030B

LCS (BB40309-BS1)

Prepared & Analyzed: 02/10/2014

p- & m- Xylenes	21.2		ug/L	20.0		106	80-126				
p-Isopropyltoluene	10.8		"	10.0		108	74-130				
sec-Butylbenzene	10.9		"	10.0		109	72-132				
Styrene	10.5		"	10.0		105	62-160				
tert-Butylbenzene	10.9		"	10.0		109	75-129				
Tetrachloroethylene	10.3		"	10.0		103	67-118				
Toluene	10.4		"	10.0		104	82-118				
trans-1,2-Dichloroethylene	9.83		"	10.0		98.3	76-119				
trans-1,3-Dichloropropylene	10.5		"	10.0		105	80-137				
Trichloroethylene	10.5		"	10.0		105	71-122				
Trichlorofluoromethane	9.84		"	10.0		98.4	67-130				
Vinyl Chloride	9.44		"	10.0		94.4	49-125				
<i>Surrogate: 1,2-Dichloroethane-d4</i>	<i>9.76</i>		<i>"</i>	<i>10.0</i>		<i>97.6</i>	<i>79-133</i>				
<i>Surrogate: p-Bromofluorobenzene</i>	<i>10.2</i>		<i>"</i>	<i>10.0</i>		<i>102</i>	<i>65-133</i>				
<i>Surrogate: Toluene-d8</i>	<i>10.2</i>		<i>"</i>	<i>10.0</i>		<i>102</i>	<i>80-123</i>				

LCS Dup (BB40309-BS1)

Prepared & Analyzed: 02/10/2014

1,1,1,2-Tetrachloroethane	11.0		ug/L	10.0		110	84-127		5.63	30	
1,1,1-Trichloroethane	10.3		"	10.0		103	80-131		3.25	30	
1,1,2,2-Tetrachloroethane	10.8		"	10.0		108	76-120		4.53	30	
1,1,2-Trichloro-1,2,2-trifluoroethane (Freon 113)	10.5		"	10.0		105	70-133		3.67	30	
1,1,2-Trichloroethane	10.2		"	10.0		102	73-124		5.33	30	
1,1-Dichloroethane	10.2		"	10.0		102	79-123		4.01	30	
1,1-Dichloroethylene	9.91		"	10.0		99.1	71-123		2.97	30	
1,1-Dichloropropylene	10.3		"	10.0		103	73-117		2.05	30	
1,2,3-Trichlorobenzene	10.8		"	10.0		108	78-117		3.39	30	
1,2,3-Trichloropropane	11.0		"	10.0		110	68-119		3.33	30	
1,2,4-Trichlorobenzene	10.8		"	10.0		108	78-117		4.43	30	
1,2,4-Trimethylbenzene	11.0		"	10.0		110	68-134		2.12	30	
1,2-Dibromo-3-chloropropane	11.6		"	10.0		116	73-129		2.45	30	
1,2-Dibromoethane	10.7		"	10.0		107	73-139		3.42	30	
1,2-Dichlorobenzene	10.6		"	10.0		106	83-110		2.87	30	
1,2-Dichloroethane	10.1		"	10.0		101	81-120		2.40	30	
1,2-Dichloropropane	10.8		"	10.0		108	76-120		3.50	30	
1,3,5-Trimethylbenzene	11.0		"	10.0		110	74-121		1.56	30	
1,3-Dichlorobenzene	10.7		"	10.0		107	82-112		1.79	30	
1,3-Dichloropropane	10.5		"	10.0		105	77-122		1.35	30	
1,4-Dichlorobenzene	10.8		"	10.0		108	83-110		2.92	30	
2,2-Dichloropropane	11.0		"	10.0		110	50-163		1.47	30	
2-Chlorotoluene	10.8		"	10.0		108	74-115		1.86	30	
2-Hexanone	10.9		"	10.0		109	65-130		5.47	30	
4-Chlorotoluene	10.8		"	10.0		108	77-119		2.24	30	
Acetone	7.37		"	10.0		73.7	54-129		8.78	30	
Benzene	10.3		"	10.0		103	77-122		2.76	30	
Bromobenzene	10.9		"	10.0		109	76-114		1.57	30	
Bromochloromethane	10.1		"	10.0		101	73-125		2.21	30	
Bromodichloromethane	10.9		"	10.0		109	83-120		3.36	30	
Bromoform	11.1		"	10.0		111	72-139		4.25	30	
Bromomethane	9.31		"	10.0		93.1	52-128		4.17	30	
Carbon tetrachloride	10.7		"	10.0		107	66-152		5.38	30	
Chlorobenzene	10.7		"	10.0		107	85-113		3.80	30	
Chloroethane	9.74		"	10.0		97.4	60-124		0.103	30	



Volatile Organic Compounds by GC/MS - Quality Control Data

York Analytical Laboratories, Inc.


Analyte	Result	Reporting Limit	Units	Spike Level	Source* Result	%REC	%REC Limits	Flag	RPD	RPD Limit	Flag
---------	--------	-----------------	-------	-------------	----------------	------	-------------	------	-----	-----------	------

Batch BB40309 - EPA 5030B

LCS Dup (BB40309-BSD1)

Prepared & Analyzed: 02/10/2014

Chloroform	10.2		ug/L	10.0		102	82-119		2.28	30	
Chloromethane	9.34		"	10.0		93.4	42-126		0.860	30	
cis-1,2-Dichloroethylene	10.4		"	10.0		104	79-116		2.52	30	
cis-1,3-Dichloropropylene	10.8		"	10.0		108	85-134		3.67	30	
Dibromochloromethane	11.0		"	10.0		110	74-151		3.33	30	
Dibromomethane	11.0		"	10.0		110	74-128		7.44	30	
Dichlorodifluoromethane	9.18		"	10.0		91.8	10-146		1.32	30	
Ethyl Benzene	10.9		"	10.0		109	85-125		3.07	30	
Hexachlorobutadiene	11.0		"	10.0		110	69-131		3.78	30	
Isopropylbenzene	11.0		"	10.0		110	71-128		2.20	30	
Methyl tert-butyl ether (MTBE)	10.1		"	10.0		101	51-134		4.78	30	
Methylene chloride	9.59		"	10.0		95.9	76-122		4.59	30	
Naphthalene	10.7		"	10.0		107	72-127		3.52	30	
n-Butylbenzene	11.1		"	10.0		111	69-127		1.91	30	
n-Propylbenzene	11.0		"	10.0		110	70-129		1.55	30	
o-Xylene	10.9		"	10.0		109	83-117		3.75	30	
p- & m- Xylenes	22.0		"	20.0		110	80-126		3.76	30	
p-Isopropyltoluene	11.1		"	10.0		111	74-130		2.74	30	
sec-Butylbenzene	11.1		"	10.0		111	72-132		1.82	30	
Styrene	10.9		"	10.0		109	62-160		3.75	30	
tert-Butylbenzene	11.0		"	10.0		110	75-129		1.37	30	
Tetrachloroethylene	10.6		"	10.0		106	67-118		3.15	30	
Toluene	10.9		"	10.0		109	82-118		4.60	30	
trans-1,2-Dichloroethylene	10.1		"	10.0		101	76-119		2.51	30	
trans-1,3-Dichloropropylene	10.9		"	10.0		109	80-137		4.21	30	
Trichloroethylene	10.9		"	10.0		109	71-122		3.56	30	
Trichlorofluoromethane	10.2		"	10.0		102	67-130		3.30	30	
Vinyl Chloride	9.97		"	10.0		99.7	49-125		5.46	30	
<i>Surrogate: 1,2-Dichloroethane-d4</i>	<i>9.94</i>		<i>"</i>	<i>10.0</i>		<i>99.4</i>	<i>79-133</i>				
<i>Surrogate: p-Bromofluorobenzene</i>	<i>10.1</i>		<i>"</i>	<i>10.0</i>		<i>101</i>	<i>65-133</i>				
<i>Surrogate: Toluene-d8</i>	<i>10.3</i>		<i>"</i>	<i>10.0</i>		<i>103</i>	<i>80-123</i>				



Volatile Organic Compounds by GC/MS - Quality Control Data

York Analytical Laboratories, Inc.

Analyte	Result	Reporting Limit	Units	Spike Level	Source* Result	%REC	%REC Limits	Flag	RPD	RPD Limit	Flag
---------	--------	-----------------	-------	-------------	----------------	------	-------------	------	-----	-----------	------

Batch BB40309 - EPA 5030B

Matrix Spike (BB40309-MS1)	*Source sample: 14B0012-05RE1 (WQ012814:1310FRW1)					Prepared & Analyzed: 02/10/2014					
1,1,1,2-Tetrachloroethane	11.2		ug/L	10.0	ND	112	82-126				
1,1,1-Trichloroethane	10.7		"	10.0	ND	107	60-145				
1,1,2,2-Tetrachloroethane	11.5		"	10.0	ND	115	77-124				
1,1,2-Trichloro-1,2,2-trifluoroethane (Freon 113)	11.4		"	10.0	ND	114	50-147				
1,1,2-Trichloroethane	11.0		"	10.0	ND	110	75-126				
1,1-Dichloroethane	10.3		"	10.0	ND	103	76-132				
1,1-Dichloroethylene	10.5		"	10.0	ND	105	68-128				
1,1-Dichloropropylene	10.8		"	10.0	ND	108	80-116				
1,2,3-Trichlorobenzene	11.0		"	10.0	ND	110	59-137				
1,2,3-Trichloropropane	12.0		"	10.0	ND	120	64-144				
1,2,4-Trichlorobenzene	10.8		"	10.0	ND	108	62-132				
1,2,4-Trimethylbenzene	10.8		"	10.0	ND	108	68-138				
1,2-Dibromo-3-chloropropane	17.5		"	10.0	ND	175	46-190				
1,2-Dibromoethane	11.4		"	10.0	ND	114	77-129				
1,2-Dichlorobenzene	10.8		"	10.0	ND	108	81-111				
1,2-Dichloroethane	10.8		"	10.0	ND	108	76-129				
1,2-Dichloropropane	10.7		"	10.0	ND	107	78-123				
1,3,5-Trimethylbenzene	10.8		"	10.0	ND	108	74-128				
1,3-Dichlorobenzene	10.7		"	10.0	ND	107	76-115				
1,3-Dichloropropane	11.2		"	10.0	ND	112	78-124				
1,4-Dichlorobenzene	10.6		"	10.0	ND	106	76-114				
2,2-Dichloropropane	9.87		"	10.0	ND	98.7	35-139				
2-Chlorotoluene	10.6		"	10.0	ND	106	74-119				
2-Hexanone	11.9		"	10.0	ND	119	54-145				
4-Chlorotoluene	10.6		"	10.0	ND	106	78-123				
Acetone	9.57		"	10.0	ND	95.7	19-137				
Benzene	10.5		"	10.0	ND	105	83-121				
Bromobenzene	10.9		"	10.0	ND	109	74-121				
Bromochloromethane	10.6		"	10.0	ND	106	71-134				
Bromodichloromethane	11.0		"	10.0	ND	110	83-127				
Bromoform	12.0		"	10.0	ND	120	68-138				
Bromomethane	7.47		"	10.0	ND	74.7	14-125				
Carbon tetrachloride	11.0		"	10.0	ND	110	77-139				
Chlorobenzene	10.8		"	10.0	ND	108	88-111				
Chloroethane	9.89		"	10.0	ND	98.9	63-130				
Chloroform	10.5		"	10.0	ND	105	62-138				
Chloromethane	8.76		"	10.0	ND	87.6	46-121				
cis-1,2-Dichloroethylene	10.8		"	10.0	ND	108	58-137				
cis-1,3-Dichloropropylene	10.8		"	10.0	ND	108	72-131				
Dibromochloromethane	11.3		"	10.0	ND	113	81-133				
Dibromomethane	11.8		"	10.0	ND	118	76-136				
Dichlorodifluoromethane	7.73		"	10.0	ND	77.3	10-150				
Ethyl Benzene	10.9		"	10.0	ND	109	87-122				
Hexachlorobutadiene	11.1		"	10.0	ND	111	68-134				
Isopropylbenzene	10.8		"	10.0	ND	108	75-126				
Methyl tert-butyl ether (MTBE)	11.0		"	10.0	ND	110	67-130				
Methylene chloride	10.1		"	10.0	ND	101	20-158				
Naphthalene	11.2		"	10.0	ND	112	51-151				
n-Butylbenzene	11.0		"	10.0	ND	110	72-124				
n-Propylbenzene	10.9		"	10.0	ND	109	76-123				
o-Xylene	10.8		"	10.0	ND	108	82-121				



Volatile Organic Compounds by GC/MS - Quality Control Data


York Analytical Laboratories, Inc.

Analyte	Result	Reporting Limit	Units	Spike Level	Source* Result	%REC	%REC Limits	Flag	RPD	RPD Limit	Flag
---------	--------	-----------------	-------	-------------	----------------	------	-------------	------	-----	-----------	------

Batch BB40309 - EPA 5030B


Matrix Spike (BB40309-MS1)	*Source sample: 14B0012-05RE1 (WQ012814:1310FRW1)					Prepared & Analyzed: 02/10/2014					
p- & m- Xylenes	21.8		ug/L	20.0	ND	109	83-128				
p-Isopropyltoluene	10.9		"	10.0	ND	109	74-129				
sec-Butylbenzene	11.1		"	10.0	ND	111	80-125				
Styrene	10.8		"	10.0	ND	108	51-181				
tert-Butylbenzene	10.9		"	10.0	ND	109	78-126				
Tetrachloroethylene	18.1		"	10.0	7.81	103	73-118				
Toluene	10.8		"	10.0	ND	108	81-118				
trans-1,2-Dichloroethylene	10.3		"	10.0	ND	103	66-128				
trans-1,3-Dichloropropylene	11.1		"	10.0	ND	111	70-129				
Trichloroethylene	10.8		"	10.0	ND	108	84-120				
Trichlorofluoromethane	10.5		"	10.0	ND	105	68-129				
Vinyl Chloride	9.39		"	10.0	ND	93.9	49-123				
Surrogate: 1,2-Dichloroethane-d4	10.4		"	10.0		104	79-133				
Surrogate: p-Bromofluorobenzene	10.0		"	10.0		100	65-133				
Surrogate: Toluene-d8	10.0		"	10.0		100	80-123				

Matrix Spike Dup (BB40309-MSD1)	*Source sample: 14B0012-05RE1 (WQ012814:1310FRW1)					Prepared & Analyzed: 02/10/2014					
1,1,1,2-Tetrachloroethane	11.0		ug/L	10.0	ND	110	82-126		1.26	30	
1,1,1-Trichloroethane	10.5		"	10.0	ND	105	60-145		1.89	30	
1,1,2,2-Tetrachloroethane	10.7		"	10.0	ND	107	77-124		6.49	30	
1,1,2-Trichloro-1,2,2-trifluoroethane (Freon 113)	11.4		"	10.0	ND	114	50-147		0.615	30	
1,1,2-Trichloroethane	10.6		"	10.0	ND	106	75-126		3.14	30	
1,1-Dichloroethane	9.96		"	10.0	ND	99.6	76-132		3.65	30	
1,1-Dichloroethylene	10.0		"	10.0	ND	100	68-128		5.06	30	
1,1-Dichloropropylene	10.5		"	10.0	ND	105	80-116		2.91	30	
1,2,3-Trichlorobenzene	10.6		"	10.0	ND	106	59-137		4.44	30	
1,2,3-Trichloropropane	10.9		"	10.0	ND	109	64-144		8.99	30	
1,2,4-Trichlorobenzene	10.3		"	10.0	ND	103	62-132		4.63	30	
1,2,4-Trimethylbenzene	10.6		"	10.0	ND	106	68-138		1.59	30	
1,2-Dibromo-3-chloropropane	11.5		"	10.0	ND	115	46-190		41.7	30	Non-dir.
1,2-Dibromoethane	11.0		"	10.0	ND	110	77-129		4.20	30	
1,2-Dichlorobenzene	10.5		"	10.0	ND	105	81-111		2.64	30	
1,2-Dichloroethane	10.0		"	10.0	ND	100	76-129		7.39	30	
1,2-Dichloropropane	10.6		"	10.0	ND	106	78-123		1.22	30	
1,3,5-Trimethylbenzene	10.7		"	10.0	ND	107	74-128		0.560	30	
1,3-Dichlorobenzene	10.6		"	10.0	ND	106	76-115		1.22	30	
1,3-Dichloropropane	10.7		"	10.0	ND	107	78-124		5.03	30	
1,4-Dichlorobenzene	10.5		"	10.0	ND	105	76-114		1.14	30	
2,2-Dichloropropane	9.35		"	10.0	ND	93.5	35-139		5.41	30	
2-Chlorotoluene	10.5		"	10.0	ND	105	74-119		1.23	30	
2-Hexanone	10.8		"	10.0	ND	108	54-145		9.78	30	
4-Chlorotoluene	10.4		"	10.0	ND	104	78-123		2.00	30	
Acetone	8.49		"	10.0	ND	84.9	19-137			30	
Benzene	10.1		"	10.0	ND	101	83-121		3.88	30	
Bromobenzene	10.7		"	10.0	ND	107	74-121		2.13	30	
Bromochloromethane	9.91		"	10.0	ND	99.1	71-134		7.20	30	
Bromodichloromethane	10.8		"	10.0	ND	108	83-127		1.84	30	
Bromoform	11.3		"	10.0	ND	113	68-138		6.60	30	
Bromomethane	7.31		"	10.0	ND	73.1	14-125		2.17	30	
Carbon tetrachloride	10.8		"	10.0	ND	108	77-139		2.12	30	
Chlorobenzene	10.7		"	10.0	ND	107	88-111		1.30	30	
Chloroethane	9.37		"	10.0	ND	93.7	63-130		5.40	30	



Volatile Organic Compounds by GC/MS - Quality Control Data
York Analytical Laboratories, Inc.

Analyte	Result	Reporting	Spike	Source*	%REC	%REC	Limits	Flag	RPD	
		Limit							Units	Level
Batch BB40309 - EPA 5030B										
Matrix Spike Dup (BB40309-MSD1)	*Source sample: 14B0012-05RE1 (WQ012814:1310FRW1)					Prepared & Analyzed: 02/10/2014				
Chloroform	10.2		ug/L	10.0	ND	102	62-138		2.62	30
Chloromethane	8.34		"	10.0	ND	83.4	46-121		4.91	30
cis-1,2-Dichloroethylene	10.5		"	10.0	ND	105	58-137		3.29	30
cis-1,3-Dichloropropylene	10.5		"	10.0	ND	105	72-131		2.54	30
Dibromochloromethane	11.2		"	10.0	ND	112	81-133		1.25	30
Dibromomethane	10.6		"	10.0	ND	106	76-136		9.91	30
Dichlorodifluoromethane	7.29		"	10.0	ND	72.9	10-150		5.86	30
Ethyl Benzene	10.8		"	10.0	ND	108	87-122		0.644	30
Hexachlorobutadiene	10.8		"	10.0	ND	108	68-134		2.74	30
Isopropylbenzene	10.9		"	10.0	ND	109	75-126		0.460	30
Methyl tert-butyl ether (MTBE)	10.1		"	10.0	ND	101	67-130		8.17	30
Methylene chloride	9.50		"	10.0	ND	95.0	20-158		5.83	30
Naphthalene	10.6		"	10.0	ND	106	51-151		6.07	30
n-Butylbenzene	10.8		"	10.0	ND	108	72-124		1.83	30
n-Propylbenzene	10.8		"	10.0	ND	108	76-123		0.552	30
o-Xylene	10.8		"	10.0	ND	108	82-121		0.278	30
p- & m- Xylenes	21.7		"	20.0	ND	108	83-128		0.597	30
p-Isopropyltoluene	10.9		"	10.0	ND	109	74-129		0.551	30
sec-Butylbenzene	11.0		"	10.0	ND	110	80-125		0.722	30
Styrene	10.8		"	10.0	ND	108	51-181		0.278	30
tert-Butylbenzene	11.0		"	10.0	ND	110	78-126		0.183	30
Tetrachloroethylene	18.0		"	10.0	7.81	102	73-118		0.443	30
Toluene	10.7		"	10.0	ND	107	81-118		0.934	30
trans-1,2-Dichloroethylene	9.87		"	10.0	ND	98.7	66-128		4.55	30
trans-1,3-Dichloropropylene	10.6		"	10.0	ND	106	70-129		4.80	30
Trichloroethylene	10.8		"	10.0	ND	108	84-120		0.278	30
Trichlorofluoromethane	10.3		"	10.0	ND	103	68-129		2.22	30
Vinyl Chloride	9.04		"	10.0	ND	90.4	49-123		3.80	30
<i>Surrogate: 1,2-Dichloroethane-d4</i>	<i>9.90</i>		<i>"</i>	<i>10.0</i>		<i>99.0</i>	<i>79-133</i>			
<i>Surrogate: p-Bromofluorobenzene</i>	<i>9.74</i>		<i>"</i>	<i>10.0</i>		<i>97.4</i>	<i>65-133</i>			
<i>Surrogate: Toluene-d8</i>	<i>10.3</i>		<i>"</i>	<i>10.0</i>		<i>103</i>	<i>80-123</i>			



Volatile Analysis Sample Containers

Lab ID	Client Sample ID	Volatile Sample Container
14B0012-05	WQ012814:1310FRW1	40mL Clear Vial (pre-pres.) HCl; Cool to 4° C
14B0012-06	WQ012814:1320FRW2	40mL Clear Vial (pre-pres.) HCl; Cool to 4° C
14B0012-07	WQ012814:1330FRW3	40mL Clear Vial (pre-pres.) HCl; Cool to 4° C
14B0012-08	WQ012814:1340FRW4	40mL Clear Vial (pre-pres.) HCl; Cool to 4° C

Notes and Definitions

QM-07 The spike recovery was outside acceptance limits for the MS and/or MSD. The batch was accepted based on acceptable LCS recovery.

ND Analyte NOT DETECTED at the stated Reporting Limit (RL) or above.

RL REPORTING LIMIT - the minimum reportable value based upon the lowest point in the analyte calibration curve.

MDL METHOD DETECTION LIMIT - the minimum concentration that can be measured and reported with a 99% confidence that the concentration is greater than zero. If requested or required, a value reported below the RL and above the MDL is considered estimated and is noted with a "J" flag.

NR Not reported

RPD Relative Percent Difference

Wet The data has been reported on an as-received (wet weight) basis

Low Bias Low Bias flag indicates that the recovery of the flagged analyte is below the laboratory or regulatory lower control limit. The data user should take note that this analyte may be biased low but should evaluate multiple lines of evidence including the LCS and site-specific MS/MSD data to draw bias conclusions. In cases where no site-specific MS/MSD was requested, only the LCS data can be used to evaluate such bias.

High Bias High Bias flag indicates that the recovery of the flagged analyte is above the laboratory or regulatory upper control limit. The data user should take note that this analyte may be biased high but should evaluate multiple lines of evidence including the LCS and site-specific MS/MSD data to draw bias conclusions. In cases where no site-specific MS/MSD was requested, only the LCS data can be used to evaluate such bias.

Non-Dir. Non-dir. flag (Non-Directional Bias) indicates that the Relative Percent Difference (RPD) (a measure of precision) among the MS and MSD data is outside the laboratory or regulatory control limit. This alerts the data user where the MS and MSD are from site-specific samples that the RPD is high due to either non-homogeneous distribution of target analyte between the MS/MSD or indicates poor reproducibility for other reasons.

If EPA SW-846 method 8270 is included herein it is noted that the target compound N-nitrosodiphenylamine (NDPA) decomposes in the gas chromatographic inlet and cannot be separated from diphenylamine (DPA). These results could actually represent 100% DPA, 100% NDPA or some combination of the two. For this reason, York reports the combined result for n-nitrosodiphenylamine and diphenylamine for either of these compounds as a combined concentration as Diphenylamine.

If Total PCBs are detected and the target aroclors reported are "Not detected", the Total PCB value is reported due to the presence of either or both Aroclors 1262 and 1268 which are non-target aroclors for some regulatory lists.

2-chloroethylvinyl ether readily breaks down under acidic conditions. Samples that are acid preserved, including standards will exhibit breakdown. The data user should take note.

Certification for pH is no longer offered by NYDOH ELAP.

Semi-Volatile and Volatile analyses are reported down to the MDL, with values between the MDL and the RL being "J" flagged as estimated results.

Field Chain-of-Custody Record

York Project No. 14B0012

NOTE: York's Std. Terms & Conditions are listed on the back side of this document. This document serves as your written authorization to York to proceed with the analyses requested and your signature binds you to York's Std. Terms & Conditions unless superseded by written contract.

Client Information		Report to:		Invoice To:		Client Project ID		Turn-Around Time		Report Type/Deliverables			
Company: <u>LBG</u>	<input type="checkbox"/> SAME	<input type="checkbox"/> Tunde Sandor	<input type="checkbox"/> SAME	<input type="checkbox"/> Mark Goldberg	<input type="checkbox"/> RUSH Same Day	<input type="checkbox"/> RUSH Next Day	<input type="checkbox"/> RUSH Two Day	<input type="checkbox"/> RUSH Three Day	<input type="checkbox"/> RUSH Four Day	<input checked="" type="checkbox"/> Standard (5-7 days)	<input type="checkbox"/> OTHER	Summary	x, pdf
Address: <u>4 Research Drive,</u>	Name: <u>Same</u>	Company: <u>Same</u>	Company: <u>Same</u>	Name: <u>Same</u>	Company: <u>Same</u>	Address: <u>Same</u>	E-mail: <u>Same</u>	Fax No.: <u>Same</u>	Purchase Order no. <u>NABSAG</u>			QA/QC Summary	x, pdf
Phone no.: <u>203-929-8555</u>	Company: <u>Same</u>	Address: <u>Same</u>	E-mail: <u>Same</u>	Fax No.: <u>Same</u>	Samples from: CT_NY_NJ_							CT RCP Pkg	
Contact Person <u>Tunde Sandor</u>	Misc. Org. <u>OTHER</u>											ASP A Pkg	
E-mail Addr.: <u>tsandor@lbgcl.com</u>	Semi-Vols. <u>OTHER</u>											ASP B Pkg	x, pdf
FAX No.: <u>203-926-9140</u>	Volatiles											Excel	

Print Clearly and Legibly. All Information must be complete. Samples will NOT be logged in and the turn-around time clock will not begin until any questions by York are resolved.

Matrix Codes
S - soil
Other - specify (oil, etc)
WW - wastewater
GW - groundwater
DW - drinking water
Air-A - ambient air
Air-SV - soil vapor

Volatiles
8260 Full
624
STARS
BTEX
MTBE
TCL list
TAGM
CT RCP
Arom.
Halog.
App. IX
8021B list.
5035

Metals
RCRA8
PPL3
TAL
CT ICP
CT15
Total
Dissolved
SPLP or TCLP
SPLP or TCLP
TCLP list
TCLP list
Chlordane
608 Pest
TCLP BNA
608 PCB

Miscellaneous Parameters
Compos. Nitrate
Reactivity Nitrite
Ignitability TKN
Flash Point Tot. Nitrogen
Sieve Anal. Ammonia-N
Heterocyclics Chloride
TOX Phosphate
IDL/Ub. Tot. Phos.
Part 360 Metals Air VPH
Part 360 Pesticides Air TICs
NYCDEP Sewer TOC
NYSDDEC Sewer Asbestos
TACM Silica
MUAS TPH-IR

Special Instructions
Field Filled
Lab to Filter

Sample Identification	Date Sampled	Sample Matrix	Choose Analyses Needed from the Menu Above and Enter Below	Container Description(s)
<u>WR012814-1230NPI-1-3</u>	<u>1/28/14 1230</u>	<u>GW</u>	<u>VOC 8260 full list (EPA SW846-8260B)</u>	<u>3J</u>
<u>WR012814-1240NPI-1-4</u>	<u>1/28/14 1240</u>	<u>GW</u>	<u>VOC 8260 full list (EPA SW846-8260B)</u>	<u>3J</u>
<u>WR012814-1250NPI-1-6</u>	<u>1/28/14 1250</u>	<u>GW</u>	<u>VOC 8260 full list (EPA SW846-8260B)</u>	<u>3J</u>
<u>WR012814-1300NPI-1-7</u>	<u>1/28/14 1300</u>	<u>GW</u>	<u>VOC 8260 full list (EPA SW846-8260B)</u>	<u>3J</u>
		<u>GW</u>	<u>VOC 8260 full list (EPA SW846-8260B)</u>	
		<u>GW</u>	<u>VOC 8260 full list (EPA SW846-8260B)</u>	
		<u>GW</u>	<u>VOC 8260 full list (EPA SW846-8260B)</u>	
		<u>GW</u>	<u>VOC 8260 full list (EPA SW846-8260B)</u>	

Comments

Preservation "X" those applicable

Cool 4°C _____ HNO3 _____ H2SO4 _____ NaOH _____ FROZEN _____

Signature: [Signature] Date/Time: 2/3/14 1530

Signature: [Signature] Date/Time: 2/3/14 1644

Temperature on Receipt 3.0 °C

120 RESEARCH DR. STRATFORD, CT 06615
(203) 325-1371 FAX (203) 357-0166


Field Chain-of-Custody Record

York Project No. 14B0012

NOTE: York's Std. Terms & Conditions are listed on the back side of this document. This document serves as your written authorization to York to proceed with the analyses requested and your signature binds you to York's Std. Terms & Conditions unless superseded by written contract.

Client Information		Report to:		Invoice To:		Client Project ID		Turn-Around Time		Report Type/Deliverables			
Company: <u>LBG</u>	<input type="checkbox"/> SAME	Name: <u>Tunde Sandor</u>	<input type="checkbox"/> SAME	Name: <u>Mark Goldberg</u>	<input type="checkbox"/> SAME	Rowe Industries		RUSH Same Day	Summary	x, pdf			
Address: <u>4 Research Drive, Suite 301, Shelton CT, 06484</u>		Company: <u>Same</u>		Company: <u>Same</u>		Purchase Order no. <u>NABSAG</u>		RUSH Next Day	QA/QC Summary	x, pdf			
Phone no.: <u>203-928-8555</u>		Address: <u>Same</u>		Address: <u>Same</u>				RUSH Two Day	CT RCP Pkg				
Contact Person <u>Tunde Sandor</u>		E-mail: <u>tsandor@lbgcl.com</u>		E-mail: <u>Same</u>				RUSH Three Day	ASP A Pkg				
E-mail Addr.: <u>tsandor@lbgcl.com</u>		Fax No.: <u>203-926-9140</u>		Fax No.: <u>Same</u>				RUSH Four Day	ASP B Pkg	x, pdf			
FAX No.: <u>203-926-9140</u>						Samples from: <u>CT_NY_NJ_OTHER</u>		Standard (5-7 days)	Excel				
								OTHER	EDD	X, Excel			
<p>Print Clearly and Legibly. All information must be complete. Samples will NOT be logged in and the turn-around time clock will not begin until any questions by York are resolved.</p>													
Matrix Codes S - soil Other - specify (oil, etc.) WW - wastewater GW - groundwater DW - drinking water Air-A - ambient air Air-SV - soil vapor		Volatiles 8260 full 624 STARS BTEX MTBE TCL list TAGM CT RCP Arom. Halog. App. IX 8021B list		Metals RCRA8 PPL3 TAL CT15 Total Dissolved SFLP or TCLP TCLP list TICs App. IX SFLP or TCLP TCLP BNA		Misc. Org. TPH GRO TPH DRO CT ETPH NY 310-13 TPH 418.1 Air TO14A Air TO15 Air STAMS Air VPH Air TICs Chlordane 608 Pest 608 PCB		Full Lists Pri. Poll. TCL Organics TAL M&CN Full TCLP Full App. IX Part 360 BOD5 Part 360 BOD28 Part 360 BOD5 Part 360 BOD28 Part 360 BOD5 Part 360 BOD28 NY DEP Sewer TAGM		Miscellaneous Parameters Nitrate Nitrite TKN Total Nitrogen Ammonia-N Chloride Phosphate Tot. Phos. Oil & Grease F.O.G. pH MBAS Silica		Special Instructions Field Filled <input type="checkbox"/> Lab to Filter <input type="checkbox"/>	
Choose Analyses Needed from the Menu Above and Enter Below													
Sample Identification	Date Sampled	Sample Matrix	VOC 8260 full list (EPA SW846-8260B) VOC 8260 full list (EPA SW846-8260B) VOC 8260 full list (EPA SW846-8260B) VOC 8260 full list (EPA SW846-8260B) VOC 8260 full list (EPA SW846-8260B) VOC 8260 full list (EPA SW846-8260B) VOC 8260 full list (EPA SW846-8260B)										
<u>W2012814:1310FRW1</u>	<u>1/28/14 1210</u>	<u>GW</u>											
<u>W2012814:1310FRW1MS</u>	<u>1310</u>	<u>GW</u>											
<u>W2012814:1310FRW1MSD</u>	<u>1310</u>	<u>GW</u>											
<u>W2012814:1320FRW2</u>	<u>1320</u>	<u>GW</u>											
<u>W2012814:1330FRW3</u>	<u>1330</u>	<u>GW</u>											
<u>W2012814:1340FRW4</u>	<u>1340</u>	<u>GW</u>											
Preservation "X" those applicable			Cool 4°C <u>None</u> HNO3 <u>None</u> H2SO4 <u>None</u> NaOH <u>None</u> FROZEN <u>None</u>										
Comments			Samples Relinquished By <u>JMM</u> Date/Time <u>2/3/14 1530</u> Samples Received By <u>PPR</u> Date/Time <u>2-3-14 1644</u> Temperature on Receipt <u>5.0°C</u>										

APPENDIX III
JANUARY 2014 LABORATORY ANALYTICAL REPORTS
FOR AIR SAMPLES



Technical Report

prepared for:

Leggette Brashears & Graham Shelton Office

4 Research Drive, Suite 301

Shelton CT, 06484

Attention: Tunde Komuves-Sandor

Report Date: 01/21/2014

Client Project ID: Rowe Industries

York Project (SDG) No.: 14A0405

CT Cert. No. PH-0723

New Jersey Cert. No. CT-005



New York Cert. No. 10854

PA Cert. No. 68-04440

Report Date: 01/21/2014
Client Project ID: Rowe Industries
York Project (SDG) No.: 14A0405

Leggette Brashears & Graham Shelton Office
4 Research Drive, Suite 301
Shelton CT, 06484
Attention: Tunde Komuves-Sandor

Purpose and Results

This report contains the analytical data for the sample(s) identified on the attached chain-of-custody received in our laboratory on January 16, 2014 and listed below. The project was identified as your project: **Rowe Industries**.

The analyses were conducted utilizing appropriate EPA, Standard Methods, and ASTM methods as detailed in the data summary tables.

All samples were received in proper condition meeting the customary acceptance requirements for environmental samples except those indicated under the Notes section of this report.

All analyses met the method and laboratory standard operating procedure requirements except as indicated by any data flags, the meaning of which are explained in the attachment to this report, and case narrative if applicable.

The results of the analyses, which are all reported on dry weight basis (soils) unless otherwise noted, are detailed in the following pages.

Please contact Client Services at 203.325.1371 with any questions regarding this report.

<u>York Sample ID</u>	<u>Client Sample ID</u>	<u>Matrix</u>	<u>Date Collected</u>	<u>Date Received</u>
14A0405-01	AQ011414:1130NP4-1	Vapor Extraction	01/14/2014	01/16/2014
14A0405-02	AQ011414:1135NP4-2	Vapor Extraction	01/14/2014	01/16/2014
14A0405-03	AQ011414:1140NP4-3	Vapor Extraction	01/14/2014	01/16/2014

General Notes for York Project (SDG) No.: 14A0405

1. The RLs and MDLs (Reporting Limit and Method Detection Limit respectively) reported are adjusted for any dilution necessary due to the levels of target and/or non-target analytes and matrix interference. The RL(REPORTING LIMIT) is based upon the lowest standard utilized for the calibration where applicable.
2. Samples are retained for a period of thirty days after submittal of report, unless other arrangements are made.
3. York's liability for the above data is limited to the dollar value paid to York for the referenced project.
4. This report shall not be reproduced without the written approval of York Analytical Laboratories, Inc.
5. All samples were received in proper condition for analysis with proper documentation, unless otherwise noted.
6. All analyses conducted met method or Laboratory SOP requirements. See the Qualifiers and/or Narrative sections for further information.
7. It is noted that no analyses reported herein were subcontracted to another laboratory, unless noted in the report.
8. This report reflects results that relate only to the samples submitted on the attached chain-of-custody form(s) received by York.


Approved By:



Benjamin Gulizia
Laboratory Director

Date: 01/21/2014





Sample Information

Client Sample ID: AQ011414:1130NP4-1

York Sample ID: 14A0405-01

York Project (SDG) No.
14A0405

Client Project ID
Rowe Industries

Matrix
Vapor Extraction

Collection Date/Time
January 14, 2014 11:30 am

Date Received
01/16/2014


Volatile Organics, EPA TO15 Full List

Log-in Notes:

Sample Notes:

Sample Prepared by Method: EPA TO15 PREP

CAS No.	Parameter	Result	Flag	Units	MDL	RL	Dilution	Reference Method	Date/Time Prepared	Date/Time Analyzed	Analyst
75-01-4	Vinyl Chloride	ND		ug/m ³	4.4	4.4	16.8	EPA TO-15	01/20/2014 08:30	01/20/2014 16:39	RB
108-05-4	Vinyl acetate	ND		ug/m ³	6.0	6.0	16.8	EPA TO-15	01/20/2014 08:30	01/20/2014 16:39	RB
79-01-6	Trichloroethylene	ND		ug/m ³	4.6	4.6	16.8	EPA TO-15	01/20/2014 08:30	01/20/2014 16:39	RB
10061-02-6	trans-1,3-Dichloropropylene	ND		ug/m ³	7.8	7.8	16.8	EPA TO-15	01/20/2014 08:30	01/20/2014 16:39	RB
156-60-5	trans-1,2-Dichloroethylene	ND		ug/m ³	6.8	6.8	16.8	EPA TO-15	01/20/2014 08:30	01/20/2014 16:39	RB
108-88-3	Toluene	ND		ug/m ³	6.4	6.4	16.8	EPA TO-15	01/20/2014 08:30	01/20/2014 16:39	RB
109-99-9	Tetrahydrofuran	ND		ug/m ³	5.0	5.0	16.8	EPA TO-15	01/20/2014 08:30	01/20/2014 16:39	RB
127-18-4	Tetrachloroethylene	ND		ug/m ³	12	12	16.8	EPA TO-15	01/20/2014 08:30	01/20/2014 16:39	RB
100-42-5	Styrene	ND		ug/m ³	7.3	7.3	16.8	EPA TO-15	01/20/2014 08:30	01/20/2014 16:39	RB
115-07-1	Propylene	ND		ug/m ³	2.9	2.9	16.8	EPA TO-15	01/20/2014 08:30	01/20/2014 16:39	RB
622-96-8	p-Ethyltoluene	ND		ug/m ³	8.4	8.4	16.8	EPA TO-15	01/20/2014 08:30	01/20/2014 16:39	RB
179601-23-1	p- & m- Xylenes	ND		ug/m ³	15	15	16.8	EPA TO-15	01/20/2014 08:30	01/20/2014 16:39	RB
95-47-6	o-Xylene	ND		ug/m ³	7.4	7.4	16.8	EPA TO-15	01/20/2014 08:30	01/20/2014 16:39	RB
110-54-3	n-Hexane	ND		ug/m ³	6.0	6.0	16.8	EPA TO-15	01/20/2014 08:30	01/20/2014 16:39	RB
142-82-5	n-Heptane	ND		ug/m ³	7.0	7.0	16.8	EPA TO-15	01/20/2014 08:30	01/20/2014 16:39	RB
75-09-2	Methylene chloride	ND		ug/m ³	5.9	5.9	16.8	EPA TO-15	01/20/2014 08:30	01/20/2014 16:39	RB
1634-04-4	Methyl tert-butyl ether (MTBE)	ND		ug/m ³	6.1	6.1	16.8	EPA TO-15	01/20/2014 08:30	01/20/2014 16:39	RB
108-10-1	4-Methyl-2-pentanone	ND		ug/m ³	7.0	7.0	16.8	EPA TO-15	01/20/2014 08:30	01/20/2014 16:39	RB
67-63-0	Isopropanol	ND		ug/m ³	8.4	8.4	16.8	EPA TO-15	01/20/2014 08:30	01/20/2014 16:39	RB
87-68-3	Hexachlorobutadiene	ND		ug/m ³	18	18	16.8	EPA TO-15	01/20/2014 08:30	01/20/2014 16:39	RB
100-41-4	Ethyl Benzene	ND		ug/m ³	7.4	7.4	16.8	EPA TO-15	01/20/2014 08:30	01/20/2014 16:39	RB
141-78-6	Ethyl acetate	ND		ug/m ³	6.2	6.2	16.8	EPA TO-15	01/20/2014 08:30	01/20/2014 16:39	RB
110-82-7	Cyclohexane	ND		ug/m ³	5.9	5.9	16.8	EPA TO-15	01/20/2014 08:30	01/20/2014 16:39	RB
10061-01-5	cis-1,3-Dichloropropylene	ND		ug/m ³	7.8	7.8	16.8	EPA TO-15	01/20/2014 08:30	01/20/2014 16:39	RB
156-59-2	cis-1,2-Dichloroethylene	ND		ug/m ³	6.8	6.8	16.8	EPA TO-15	01/20/2014 08:30	01/20/2014 16:39	RB
74-87-3	Chloromethane	ND		ug/m ³	3.5	3.5	16.8	EPA TO-15	01/20/2014 08:30	01/20/2014 16:39	RB
67-66-3	Chloroform	ND		ug/m ³	8.3	8.3	16.8	EPA TO-15	01/20/2014 08:30	01/20/2014 16:39	RB
75-00-3	Chloroethane	ND		ug/m ³	4.5	4.5	16.8	EPA TO-15	01/20/2014 08:30	01/20/2014 16:39	RB
56-23-5	Carbon tetrachloride	ND		ug/m ³	5.4	5.4	16.8	EPA TO-15	01/20/2014 08:30	01/20/2014 16:39	RB
75-15-0	Carbon disulfide	ND		ug/m ³	5.3	5.3	16.8	EPA TO-15	01/20/2014 08:30	01/20/2014 16:39	RB



Sample Information

Client Sample ID: AQ011414:1130NP4-1

York Sample ID: 14A0405-01

York Project (SDG) No.

Client Project ID

Matrix

Collection Date/Time

Date Received

14A0405

Rowe Industries

Vapor Extraction

January 14, 2014 11:30 am

01/16/2014


Volatile Organics, EPA TO15 Full List

Log-in Notes:

Sample Notes:

Sample Prepared by Method: EPA TO15 PREP

CAS No.	Parameter	Result	Flag	Units	MDL	RL	Dilution	Reference Method	Date/Time Prepared	Date/Time Analyzed	Analyst
74-83-9	Bromomethane	ND		ug/m ³	6.6	6.6	16.8	EPA TO-15	01/20/2014 08:30	01/20/2014 16:39	RB
75-25-2	Bromoform	ND		ug/m ³	18	18	16.8	EPA TO-15	01/20/2014 08:30	01/20/2014 16:39	RB
75-27-4	Bromodichloromethane	ND		ug/m ³	11	11	16.8	EPA TO-15	01/20/2014 08:30	01/20/2014 16:39	RB
100-44-7	Benzyl chloride	ND		ug/m ³	8.8	8.8	16.8	EPA TO-15	01/20/2014 08:30	01/20/2014 16:39	RB
71-43-2	Benzene	ND		ug/m ³	5.5	5.5	16.8	EPA TO-15	01/20/2014 08:30	01/20/2014 16:39	RB
67-64-1	Acetone	6.5		ug/m ³	4.1	4.1	16.8	EPA TO-15	01/20/2014 08:30	01/20/2014 16:39	RB
591-78-6	2-Hexanone	ND		ug/m ³	14	14	16.8	EPA TO-15	01/20/2014 08:30	01/20/2014 16:39	RB
78-93-3	2-Butanone	ND		ug/m ³	5.0	5.0	16.8	EPA TO-15	01/20/2014 08:30	01/20/2014 16:39	RB
123-91-1	1,4-Dioxane	ND		ug/m ³	6.2	6.2	16.8	EPA TO-15	01/20/2014 08:30	01/20/2014 16:39	RB
106-46-7	1,4-Dichlorobenzene	ND		ug/m ³	10	10	16.8	EPA TO-15	01/20/2014 08:30	01/20/2014 16:39	RB
541-73-1	1,3-Dichlorobenzene	ND		ug/m ³	10	10	16.8	EPA TO-15	01/20/2014 08:30	01/20/2014 16:39	RB
106-99-0	1,3-Butadiene	ND		ug/m ³	7.4	7.4	16.8	EPA TO-15	01/20/2014 08:30	01/20/2014 16:39	RB
108-67-8	1,3,5-Trimethylbenzene	ND		ug/m ³	8.4	8.4	16.8	EPA TO-15	01/20/2014 08:30	01/20/2014 16:39	RB
76-14-2	1,2-Dichlorotetrafluoroethane	ND		ug/m ³	12	12	16.8	EPA TO-15	01/20/2014 08:30	01/20/2014 16:39	RB
78-87-5	1,2-Dichloropropane	ND		ug/m ³	7.9	7.9	16.8	EPA TO-15	01/20/2014 08:30	01/20/2014 16:39	RB
107-06-2	1,2-Dichloroethane	ND		ug/m ³	6.9	6.9	16.8	EPA TO-15	01/20/2014 08:30	01/20/2014 16:39	RB
95-50-1	1,2-Dichlorobenzene	ND		ug/m ³	10	10	16.8	EPA TO-15	01/20/2014 08:30	01/20/2014 16:39	RB
95-63-6	1,2,4-Trimethylbenzene	ND		ug/m ³	8.4	8.4	16.8	EPA TO-15	01/20/2014 08:30	01/20/2014 16:39	RB
120-82-1	1,2,4-Trichlorobenzene	ND		ug/m ³	13	13	16.8	EPA TO-15	01/20/2014 08:30	01/20/2014 16:39	RB
75-35-4	1,1-Dichloroethylene	ND		ug/m ³	6.8	6.8	16.8	EPA TO-15	01/20/2014 08:30	01/20/2014 16:39	RB
75-34-3	1,1-Dichloroethane	ND		ug/m ³	6.9	6.9	16.8	EPA TO-15	01/20/2014 08:30	01/20/2014 16:39	RB
75-69-4	Trichlorofluoromethane (Freon 11)	ND		ug/m ³	9.6	9.6	16.8	EPA TO-15	01/20/2014 08:30	01/20/2014 16:39	RB
79-00-5	1,1,2-Trichloroethane	ND		ug/m ³	9.3	9.3	16.8	EPA TO-15	01/20/2014 08:30	01/20/2014 16:39	RB
76-13-1	1,1,2-Trichloro-1,1,2,2-trifluoroethane (Freon 113)	ND		ug/m ³	13	13	16.8	EPA TO-15	01/20/2014 08:30	01/20/2014 16:39	RB
79-34-5	1,1,2,2-Tetrachloroethane	ND		ug/m ³	12	12	16.8	EPA TO-15	01/20/2014 08:30	01/20/2014 16:39	RB
71-55-6	1,1,1-Trichloroethane	ND		ug/m ³	9.3	9.3	16.8	EPA TO-15	01/20/2014 08:30	01/20/2014 16:39	RB
75-71-8	Dichlorodifluoromethane	ND		ug/m ³	8.4	8.4	16.8	EPA TO-15	01/20/2014 08:30	01/20/2014 16:39	RB
106-93-4	1,2-Dibromoethane	ND		ug/m ³	13	13	16.8	EPA TO-15	01/20/2014 08:30	01/20/2014 16:39	RB
124-48-1	Dibromochloromethane	ND		ug/m ³	14	14	16.8	EPA TO-15	01/20/2014 08:30	01/20/2014 16:39	RB
80-62-6	Methyl Methacrylate	ND		ug/m ³	7.0	7.0	16.8	EPA TO-15	01/20/2014 08:30	01/20/2014 16:39	RB
108-90-7	Chlorobenzene	ND		ug/m ³	7.9	7.9	16.8	EPA TO-15	01/20/2014 08:30	01/20/2014 16:39	RB



Sample Information

Client Sample ID: AQ011414:1130NP4-1

York Sample ID: 14A0405-01

York Project (SDG) No.

Client Project ID

Matrix

Collection Date/Time

Date Received

14A0405

Rowe Industries

Vapor Extraction

January 14, 2014 11:30 am

01/16/2014

Volatile Organics, EPA TO15 Full List

Log-in Notes:

Sample Notes:

Sample Prepared by Method: EPA TO15 PREP

CAS No.	Parameter	Result	Flag	Units	MDL	RL	Dilution	Reference Method	Date/Time Prepared	Date/Time Analyzed	Analyst
	Surrogate Recoveries	Result			Acceptance Range						
460-00-4	Surrogate: p-Bromofluorobenzene	99.2 %			70-130						

Sample Information

Client Sample ID: AQ011414:1135NP4-2

York Sample ID: 14A0405-02

York Project (SDG) No.

Client Project ID

Matrix

Collection Date/Time

Date Received

14A0405

Rowe Industries

Vapor Extraction

January 14, 2014 11:35 am

01/16/2014


Volatile Organics, EPA TO15 Full List

Log-in Notes:

Sample Notes:

Sample Prepared by Method: EPA TO15 PREP

CAS No.	Parameter	Result	Flag	Units	MDL	RL	Dilution	Reference Method	Date/Time Prepared	Date/Time Analyzed	Analyst
75-01-4	Vinyl Chloride	ND		ug/m ³	4.4	4.4	16.8	EPA TO-15	01/20/2014 08:30	01/20/2014 17:19	RB
108-05-4	Vinyl acetate	ND		ug/m ³	6.0	6.0	16.8	EPA TO-15	01/20/2014 08:30	01/20/2014 17:19	RB
79-01-6	Trichloroethylene	ND		ug/m ³	4.6	4.6	16.8	EPA TO-15	01/20/2014 08:30	01/20/2014 17:19	RB
10061-02-6	trans-1,3-Dichloropropylene	ND		ug/m ³	7.8	7.8	16.8	EPA TO-15	01/20/2014 08:30	01/20/2014 17:19	RB
156-60-5	trans-1,2-Dichloroethylene	ND		ug/m ³	6.8	6.8	16.8	EPA TO-15	01/20/2014 08:30	01/20/2014 17:19	RB
108-88-3	Toluene	ND		ug/m ³	6.4	6.4	16.8	EPA TO-15	01/20/2014 08:30	01/20/2014 17:19	RB
109-99-9	Tetrahydrofuran	ND		ug/m ³	5.0	5.0	16.8	EPA TO-15	01/20/2014 08:30	01/20/2014 17:19	RB
127-18-4	Tetrachloroethylene	38		ug/m ³	12	12	16.8	EPA TO-15	01/20/2014 08:30	01/20/2014 17:19	RB
100-42-5	Styrene	ND		ug/m ³	7.3	7.3	16.8	EPA TO-15	01/20/2014 08:30	01/20/2014 17:19	RB
115-07-1	Propylene	ND		ug/m ³	2.9	2.9	16.8	EPA TO-15	01/20/2014 08:30	01/20/2014 17:19	RB
622-96-8	p-Ethyltoluene	ND		ug/m ³	8.4	8.4	16.8	EPA TO-15	01/20/2014 08:30	01/20/2014 17:19	RB
179601-23-1	p- & m- Xylenes	ND		ug/m ³	15	15	16.8	EPA TO-15	01/20/2014 08:30	01/20/2014 17:19	RB
95-47-6	o-Xylene	ND		ug/m ³	7.4	7.4	16.8	EPA TO-15	01/20/2014 08:30	01/20/2014 17:19	RB
110-54-3	n-Hexane	ND		ug/m ³	6.0	6.0	16.8	EPA TO-15	01/20/2014 08:30	01/20/2014 17:19	RB
142-82-5	n-Heptane	ND		ug/m ³	7.0	7.0	16.8	EPA TO-15	01/20/2014 08:30	01/20/2014 17:19	RB
75-09-2	Methylene chloride	ND		ug/m ³	5.9	5.9	16.8	EPA TO-15	01/20/2014 08:30	01/20/2014 17:19	RB
1634-04-4	Methyl tert-butyl ether (MTBE)	ND		ug/m ³	6.1	6.1	16.8	EPA TO-15	01/20/2014 08:30	01/20/2014 17:19	RB
108-10-1	4-Methyl-2-pentanone	ND		ug/m ³	7.0	7.0	16.8	EPA TO-15	01/20/2014 08:30	01/20/2014 17:19	RB
67-63-0	Isopropanol	ND		ug/m ³	8.4	8.4	16.8	EPA TO-15	01/20/2014 08:30	01/20/2014 17:19	RB
87-68-3	Hexachlorobutadiene	ND		ug/m ³	18	18	16.8	EPA TO-15	01/20/2014 08:30	01/20/2014 17:19	RB



Sample Information

Client Sample ID: AQ011414:1135NP4-2

York Sample ID: 14A0405-02

York Project (SDG) No.

Client Project ID

Matrix

Collection Date/Time

Date Received

14A0405

Rowe Industries

Vapor Extraction

January 14, 2014 11:35 am

01/16/2014


Volatile Organics, EPA TO15 Full List

Log-in Notes:

Sample Notes:

Sample Prepared by Method: EPA TO15 PREP

CAS No.	Parameter	Result	Flag	Units	MDL	RL	Dilution	Reference Method	Date/Time Prepared	Date/Time Analyzed	Analyst
100-41-4	Ethyl Benzene	ND		ug/m ³	7.4	7.4	16.8	EPA TO-15	01/20/2014 08:30	01/20/2014 17:19	RB
141-78-6	Ethyl acetate	ND		ug/m ³	6.2	6.2	16.8	EPA TO-15	01/20/2014 08:30	01/20/2014 17:19	RB
110-82-7	Cyclohexane	ND		ug/m ³	5.9	5.9	16.8	EPA TO-15	01/20/2014 08:30	01/20/2014 17:19	RB
10061-01-5	cis-1,3-Dichloropropylene	ND		ug/m ³	7.8	7.8	16.8	EPA TO-15	01/20/2014 08:30	01/20/2014 17:19	RB
156-59-2	cis-1,2-Dichloroethylene	ND		ug/m ³	6.8	6.8	16.8	EPA TO-15	01/20/2014 08:30	01/20/2014 17:19	RB
74-87-3	Chloromethane	ND		ug/m ³	3.5	3.5	16.8	EPA TO-15	01/20/2014 08:30	01/20/2014 17:19	RB
67-66-3	Chloroform	ND		ug/m ³	8.3	8.3	16.8	EPA TO-15	01/20/2014 08:30	01/20/2014 17:19	RB
75-00-3	Chloroethane	ND		ug/m ³	4.5	4.5	16.8	EPA TO-15	01/20/2014 08:30	01/20/2014 17:19	RB
56-23-5	Carbon tetrachloride	ND		ug/m ³	5.4	5.4	16.8	EPA TO-15	01/20/2014 08:30	01/20/2014 17:19	RB
75-15-0	Carbon disulfide	ND		ug/m ³	5.3	5.3	16.8	EPA TO-15	01/20/2014 08:30	01/20/2014 17:19	RB
74-83-9	Bromomethane	ND		ug/m ³	6.6	6.6	16.8	EPA TO-15	01/20/2014 08:30	01/20/2014 17:19	RB
75-25-2	Bromoform	ND		ug/m ³	18	18	16.8	EPA TO-15	01/20/2014 08:30	01/20/2014 17:19	RB
75-27-4	Bromodichloromethane	ND		ug/m ³	11	11	16.8	EPA TO-15	01/20/2014 08:30	01/20/2014 17:19	RB
100-44-7	Benzyl chloride	ND		ug/m ³	8.8	8.8	16.8	EPA TO-15	01/20/2014 08:30	01/20/2014 17:19	RB
71-43-2	Benzene	ND		ug/m ³	5.5	5.5	16.8	EPA TO-15	01/20/2014 08:30	01/20/2014 17:19	RB
67-64-1	Acetone	8.1		ug/m ³	4.1	4.1	16.8	EPA TO-15	01/20/2014 08:30	01/20/2014 17:19	RB
591-78-6	2-Hexanone	ND		ug/m ³	14	14	16.8	EPA TO-15	01/20/2014 08:30	01/20/2014 17:19	RB
78-93-3	2-Butanone	ND		ug/m ³	5.0	5.0	16.8	EPA TO-15	01/20/2014 08:30	01/20/2014 17:19	RB
123-91-1	1,4-Dioxane	ND		ug/m ³	6.2	6.2	16.8	EPA TO-15	01/20/2014 08:30	01/20/2014 17:19	RB
106-46-7	1,4-Dichlorobenzene	ND		ug/m ³	10	10	16.8	EPA TO-15	01/20/2014 08:30	01/20/2014 17:19	RB
541-73-1	1,3-Dichlorobenzene	ND		ug/m ³	10	10	16.8	EPA TO-15	01/20/2014 08:30	01/20/2014 17:19	RB
106-99-0	1,3-Butadiene	ND		ug/m ³	7.4	7.4	16.8	EPA TO-15	01/20/2014 08:30	01/20/2014 17:19	RB
108-67-8	1,3,5-Trimethylbenzene	ND		ug/m ³	8.4	8.4	16.8	EPA TO-15	01/20/2014 08:30	01/20/2014 17:19	RB
76-14-2	1,2-Dichlorotetrafluoroethane	ND		ug/m ³	12	12	16.8	EPA TO-15	01/20/2014 08:30	01/20/2014 17:19	RB
78-87-5	1,2-Dichloropropane	ND		ug/m ³	7.9	7.9	16.8	EPA TO-15	01/20/2014 08:30	01/20/2014 17:19	RB
107-06-2	1,2-Dichloroethane	ND		ug/m ³	6.9	6.9	16.8	EPA TO-15	01/20/2014 08:30	01/20/2014 17:19	RB
95-50-1	1,2-Dichlorobenzene	ND		ug/m ³	10	10	16.8	EPA TO-15	01/20/2014 08:30	01/20/2014 17:19	RB
95-63-6	1,2,4-Trimethylbenzene	ND		ug/m ³	8.4	8.4	16.8	EPA TO-15	01/20/2014 08:30	01/20/2014 17:19	RB
120-82-1	1,2,4-Trichlorobenzene	ND		ug/m ³	13	13	16.8	EPA TO-15	01/20/2014 08:30	01/20/2014 17:19	RB
75-35-4	1,1-Dichloroethylene	ND		ug/m ³	6.8	6.8	16.8	EPA TO-15	01/20/2014 08:30	01/20/2014 17:19	RB
75-34-3	1,1-Dichloroethane	ND		ug/m ³	6.9	6.9	16.8	EPA TO-15	01/20/2014 08:30	01/20/2014 17:19	RB



Sample Information

Client Sample ID: AQ011414:1135NP4-2

York Sample ID: 14A0405-02

York Project (SDG) No.

Client Project ID

Matrix

Collection Date/Time

Date Received

14A0405

Rowe Industries

Vapor Extraction

January 14, 2014 11:35 am

01/16/2014

Volatile Organics, EPA TO15 Full List

Log-in Notes:

Sample Notes:

Sample Prepared by Method: EPA TO15 PREP

CAS No.	Parameter	Result	Flag	Units	MDL	RL	Dilution	Reference Method	Date/Time Prepared	Date/Time Analyzed	Analyst
75-69-4	Trichlorofluoromethane (Freon 11)	ND		ug/m ³	9.6	9.6	16.8	EPA TO-15	01/20/2014 08:30	01/20/2014 17:19	RB
79-00-5	1,1,2-Trichloroethane	ND		ug/m ³	9.3	9.3	16.8	EPA TO-15	01/20/2014 08:30	01/20/2014 17:19	RB
76-13-1	1,1,2-Trichloro-1,2,2-trifluoroethane (Freon 113)	ND		ug/m ³	13	13	16.8	EPA TO-15	01/20/2014 08:30	01/20/2014 17:19	RB
79-34-5	1,1,2,2-Tetrachloroethane	ND		ug/m ³	12	12	16.8	EPA TO-15	01/20/2014 08:30	01/20/2014 17:19	RB
71-55-6	1,1,1-Trichloroethane	ND		ug/m ³	9.3	9.3	16.8	EPA TO-15	01/20/2014 08:30	01/20/2014 17:19	RB
75-71-8	Dichlorodifluoromethane	ND		ug/m ³	8.4	8.4	16.8	EPA TO-15	01/20/2014 08:30	01/20/2014 17:19	RB
106-93-4	1,2-Dibromoethane	ND		ug/m ³	13	13	16.8	EPA TO-15	01/20/2014 08:30	01/20/2014 17:19	RB
124-48-1	Dibromochloromethane	ND		ug/m ³	14	14	16.8	EPA TO-15	01/20/2014 08:30	01/20/2014 17:19	RB
80-62-6	Methyl Methacrylate	ND		ug/m ³	7.0	7.0	16.8	EPA TO-15	01/20/2014 08:30	01/20/2014 17:19	RB
108-90-7	Chlorobenzene	ND		ug/m ³	7.9	7.9	16.8	EPA TO-15	01/20/2014 08:30	01/20/2014 17:19	RB
	Surrogate Recoveries	Result			Acceptance Range						
460-00-4	Surrogate: p-Bromofluorobenzene	100 %			70-130						

Sample Information

Client Sample ID: AQ011414:1140NP4-3

York Sample ID: 14A0405-03

York Project (SDG) No.

Client Project ID

Matrix

Collection Date/Time

Date Received

14A0405

Rowe Industries

Vapor Extraction

January 14, 2014 11:40 am

01/16/2014


Volatile Organics, EPA TO15 Full List

Log-in Notes:

Sample Notes:

Sample Prepared by Method: EPA TO15 PREP

CAS No.	Parameter	Result	Flag	Units	MDL	RL	Dilution	Reference Method	Date/Time Prepared	Date/Time Analyzed	Analyst
75-01-4	Vinyl Chloride	ND		ug/m ³	4.4	4.4	16.8	EPA TO-15	01/20/2014 08:30	01/20/2014 17:59	RB
108-05-4	Vinyl acetate	ND		ug/m ³	6.0	6.0	16.8	EPA TO-15	01/20/2014 08:30	01/20/2014 17:59	RB
79-01-6	Trichloroethylene	ND		ug/m ³	4.6	4.6	16.8	EPA TO-15	01/20/2014 08:30	01/20/2014 17:59	RB
10061-02-6	trans-1,3-Dichloropropylene	ND		ug/m ³	7.8	7.8	16.8	EPA TO-15	01/20/2014 08:30	01/20/2014 17:59	RB
156-60-5	trans-1,2-Dichloroethylene	ND		ug/m ³	6.8	6.8	16.8	EPA TO-15	01/20/2014 08:30	01/20/2014 17:59	RB
108-88-3	Toluene	ND		ug/m ³	6.4	6.4	16.8	EPA TO-15	01/20/2014 08:30	01/20/2014 17:59	RB
109-99-9	Tetrahydrofuran	ND		ug/m ³	5.0	5.0	16.8	EPA TO-15	01/20/2014 08:30	01/20/2014 17:59	RB
127-18-4	Tetrachloroethylene	ND		ug/m ³	12	12	16.8	EPA TO-15	01/20/2014 08:30	01/20/2014 17:59	RB
100-42-5	Styrene	ND		ug/m ³	7.3	7.3	16.8	EPA TO-15	01/20/2014 08:30	01/20/2014 17:59	RB
115-07-1	Propylene	ND		ug/m ³	2.9	2.9	16.8	EPA TO-15	01/20/2014 08:30	01/20/2014 17:59	RB



Sample Information

Client Sample ID: AQ011414:1140NP4-3

York Sample ID: 14A0405-03

York Project (SDG) No.

Client Project ID

Matrix

Collection Date/Time

Date Received

14A0405

Rowe Industries

Vapor Extraction

January 14, 2014 11:40 am

01/16/2014


Volatile Organics, EPA TO15 Full List

Log-in Notes:

Sample Notes:

Sample Prepared by Method: EPA TO15 PREP

CAS No.	Parameter	Result	Flag	Units	MDL	RL	Dilution	Reference Method	Date/Time Prepared	Date/Time Analyzed	Analyst
622-96-8	p-Ethyltoluene	ND		ug/m ³	8.4	8.4	16.8	EPA TO-15	01/20/2014 08:30	01/20/2014 17:59	RB
179601-23-1	p- & m- Xylenes	ND		ug/m ³	15	15	16.8	EPA TO-15	01/20/2014 08:30	01/20/2014 17:59	RB
95-47-6	o-Xylene	ND		ug/m ³	7.4	7.4	16.8	EPA TO-15	01/20/2014 08:30	01/20/2014 17:59	RB
110-54-3	n-Hexane	ND		ug/m ³	6.0	6.0	16.8	EPA TO-15	01/20/2014 08:30	01/20/2014 17:59	RB
142-82-5	n-Heptane	ND		ug/m ³	7.0	7.0	16.8	EPA TO-15	01/20/2014 08:30	01/20/2014 17:59	RB
75-09-2	Methylene chloride	ND		ug/m ³	5.9	5.9	16.8	EPA TO-15	01/20/2014 08:30	01/20/2014 17:59	RB
1634-04-4	Methyl tert-butyl ether (MTBE)	ND		ug/m ³	6.1	6.1	16.8	EPA TO-15	01/20/2014 08:30	01/20/2014 17:59	RB
108-10-1	4-Methyl-2-pentanone	ND		ug/m ³	7.0	7.0	16.8	EPA TO-15	01/20/2014 08:30	01/20/2014 17:59	RB
67-63-0	Isopropanol	ND		ug/m ³	8.4	8.4	16.8	EPA TO-15	01/20/2014 08:30	01/20/2014 17:59	RB
87-68-3	Hexachlorobutadiene	ND		ug/m ³	18	18	16.8	EPA TO-15	01/20/2014 08:30	01/20/2014 17:59	RB
100-41-4	Ethyl Benzene	ND		ug/m ³	7.4	7.4	16.8	EPA TO-15	01/20/2014 08:30	01/20/2014 17:59	RB
141-78-6	Ethyl acetate	ND		ug/m ³	6.2	6.2	16.8	EPA TO-15	01/20/2014 08:30	01/20/2014 17:59	RB
110-82-7	Cyclohexane	ND		ug/m ³	5.9	5.9	16.8	EPA TO-15	01/20/2014 08:30	01/20/2014 17:59	RB
10061-01-5	cis-1,3-Dichloropropylene	ND		ug/m ³	7.8	7.8	16.8	EPA TO-15	01/20/2014 08:30	01/20/2014 17:59	RB
156-59-2	cis-1,2-Dichloroethylene	ND		ug/m ³	6.8	6.8	16.8	EPA TO-15	01/20/2014 08:30	01/20/2014 17:59	RB
74-87-3	Chloromethane	ND		ug/m ³	3.5	3.5	16.8	EPA TO-15	01/20/2014 08:30	01/20/2014 17:59	RB
67-66-3	Chloroform	ND		ug/m ³	8.3	8.3	16.8	EPA TO-15	01/20/2014 08:30	01/20/2014 17:59	RB
75-00-3	Chloroethane	ND		ug/m ³	4.5	4.5	16.8	EPA TO-15	01/20/2014 08:30	01/20/2014 17:59	RB
56-23-5	Carbon tetrachloride	ND		ug/m ³	5.4	5.4	16.8	EPA TO-15	01/20/2014 08:30	01/20/2014 17:59	RB
75-15-0	Carbon disulfide	ND		ug/m ³	5.3	5.3	16.8	EPA TO-15	01/20/2014 08:30	01/20/2014 17:59	RB
74-83-9	Bromomethane	ND		ug/m ³	6.6	6.6	16.8	EPA TO-15	01/20/2014 08:30	01/20/2014 17:59	RB
75-25-2	Bromoform	ND		ug/m ³	18	18	16.8	EPA TO-15	01/20/2014 08:30	01/20/2014 17:59	RB
75-27-4	Bromodichloromethane	ND		ug/m ³	11	11	16.8	EPA TO-15	01/20/2014 08:30	01/20/2014 17:59	RB
100-44-7	Benzyl chloride	ND		ug/m ³	8.8	8.8	16.8	EPA TO-15	01/20/2014 08:30	01/20/2014 17:59	RB
71-43-2	Benzene	ND		ug/m ³	5.5	5.5	16.8	EPA TO-15	01/20/2014 08:30	01/20/2014 17:59	RB
67-64-1	Acetone	5.3		ug/m ³	4.1	4.1	16.8	EPA TO-15	01/20/2014 08:30	01/20/2014 17:59	RB
591-78-6	2-Hexanone	ND		ug/m ³	14	14	16.8	EPA TO-15	01/20/2014 08:30	01/20/2014 17:59	RB
78-93-3	2-Butanone	ND		ug/m ³	5.0	5.0	16.8	EPA TO-15	01/20/2014 08:30	01/20/2014 17:59	RB
123-91-1	1,4-Dioxane	ND		ug/m ³	6.2	6.2	16.8	EPA TO-15	01/20/2014 08:30	01/20/2014 17:59	RB
106-46-7	1,4-Dichlorobenzene	ND		ug/m ³	10	10	16.8	EPA TO-15	01/20/2014 08:30	01/20/2014 17:59	RB
541-73-1	1,3-Dichlorobenzene	ND		ug/m ³	10	10	16.8	EPA TO-15	01/20/2014 08:30	01/20/2014 17:59	RB



Sample Information

Client Sample ID: AQ011414:1140NP4-3

York Sample ID: 14A0405-03

York Project (SDG) No.

Client Project ID

Matrix

Collection Date/Time

Date Received

14A0405

Rowe Industries

Vapor Extraction

January 14, 2014 11:40 am

01/16/2014


Volatile Organics, EPA TO15 Full List

Log-in Notes:

Sample Notes:

Sample Prepared by Method: EPA TO15 PREP

CAS No.	Parameter	Result	Flag	Units	MDL	RL	Dilution	Reference Method	Date/Time Prepared	Date/Time Analyzed	Analyst
106-99-0	1,3-Butadiene	ND		ug/m ³	7.4	7.4	16.8	EPA TO-15	01/20/2014 08:30	01/20/2014 17:59	RB
108-67-8	1,3,5-Trimethylbenzene	ND		ug/m ³	8.4	8.4	16.8	EPA TO-15	01/20/2014 08:30	01/20/2014 17:59	RB
76-14-2	1,2-Dichlorotetrafluoroethane	ND		ug/m ³	12	12	16.8	EPA TO-15	01/20/2014 08:30	01/20/2014 17:59	RB
78-87-5	1,2-Dichloropropane	ND		ug/m ³	7.9	7.9	16.8	EPA TO-15	01/20/2014 08:30	01/20/2014 17:59	RB
107-06-2	1,2-Dichloroethane	ND		ug/m ³	6.9	6.9	16.8	EPA TO-15	01/20/2014 08:30	01/20/2014 17:59	RB
95-50-1	1,2-Dichlorobenzene	ND		ug/m ³	10	10	16.8	EPA TO-15	01/20/2014 08:30	01/20/2014 17:59	RB
95-63-6	1,2,4-Trimethylbenzene	ND		ug/m ³	8.4	8.4	16.8	EPA TO-15	01/20/2014 08:30	01/20/2014 17:59	RB
120-82-1	1,2,4-Trichlorobenzene	ND		ug/m ³	13	13	16.8	EPA TO-15	01/20/2014 08:30	01/20/2014 17:59	RB
75-35-4	1,1-Dichloroethylene	ND		ug/m ³	6.8	6.8	16.8	EPA TO-15	01/20/2014 08:30	01/20/2014 17:59	RB
75-34-3	1,1-Dichloroethane	ND		ug/m ³	6.9	6.9	16.8	EPA TO-15	01/20/2014 08:30	01/20/2014 17:59	RB
75-69-4	Trichlorofluoromethane (Freon 11)	ND		ug/m ³	9.6	9.6	16.8	EPA TO-15	01/20/2014 08:30	01/20/2014 17:59	RB
79-00-5	1,1,2-Trichloroethane	ND		ug/m ³	9.3	9.3	16.8	EPA TO-15	01/20/2014 08:30	01/20/2014 17:59	RB
76-13-1	1,1,2-Trichloro-1,2,2-trifluoroethane (Freon 113)	ND		ug/m ³	13	13	16.8	EPA TO-15	01/20/2014 08:30	01/20/2014 17:59	RB
79-34-5	1,1,2,2-Tetrachloroethane	ND		ug/m ³	12	12	16.8	EPA TO-15	01/20/2014 08:30	01/20/2014 17:59	RB
71-55-6	1,1,1-Trichloroethane	II		ug/m ³	9.3	9.3	16.8	EPA TO-15	01/20/2014 08:30	01/20/2014 17:59	RB
75-71-8	Dichlorodifluoromethane	ND		ug/m ³	8.4	8.4	16.8	EPA TO-15	01/20/2014 08:30	01/20/2014 17:59	RB
106-93-4	1,2-Dibromoethane	ND		ug/m ³	13	13	16.8	EPA TO-15	01/20/2014 08:30	01/20/2014 17:59	RB
124-48-1	Dibromochloromethane	ND		ug/m ³	14	14	16.8	EPA TO-15	01/20/2014 08:30	01/20/2014 17:59	RB
80-62-6	Methyl Methacrylate	ND		ug/m ³	7.0	7.0	16.8	EPA TO-15	01/20/2014 08:30	01/20/2014 17:59	RB
108-90-7	Chlorobenzene	ND		ug/m ³	7.9	7.9	16.8	EPA TO-15	01/20/2014 08:30	01/20/2014 17:59	RB
	Surrogate Recoveries	Result			Acceptance Range						
460-00-4	Surrogate: p-Bromofluorobenzene	105 %			70-130						




Analytical Batch Summary

Batch ID: BA40710

Preparation Method: EPA TO15 PREP

Prepared By: ALD

YORK Sample ID	Client Sample ID	Preparation Date
14A0405-01	AQ011414:1130NP4-1	01/20/14
14A0405-02	AQ011414:1135NP4-2	01/20/14
14A0405-03	AQ011414:1140NP4-3	01/20/14
BA40710-BLK1	Blank	01/21/14
BA40710-BS1	LCS	01/21/14



Volatile Organic Compounds in Air by GC/MS - Quality Control Data
York Analytical Laboratories, Inc.

Analyte	Result	Reporting Limit	Units	Spike Level	Source* Result	%REC	%REC Limits	Flag	RPD	RPD Limit	Flag
---------	--------	-----------------	-------	-------------	----------------	------	-------------	------	-----	-----------	------

Batch BA40710 - EPA TO15 PREP

Blank (BA40710-BLK1)

Prepared: 01/21/2014 Analyzed: 01/20/2014

Vinyl Chloride	ND	0.26	ug/m ³								
Vinyl acetate	ND	0.36	"								
Trichloroethylene	ND	0.27	"								
trans-1,3-Dichloropropylene	ND	0.46	"								
trans-1,2-Dichloroethylene	ND	0.40	"								
Toluene	ND	0.38	"								
Tetrahydrofuran	ND	0.30	"								
Tetrachloroethylene	ND	0.69	"								
Styrene	ND	0.43	"								
Propylene	ND	0.18	"								
p-Ethyltoluene	ND	0.50	"								
p- & m- Xylenes	ND	0.88	"								
o-Xylene	ND	0.44	"								
n-Hexane	ND	0.36	"								
n-Heptane	ND	0.42	"								
Methylene chloride	0.42	0.35	"								
Methyl tert-butyl ether (MTBE)	ND	0.37	"								
4-Methyl-2-pentanone	ND	0.42	"								
Isopropanol	ND	0.50	"								
Hexachlorobutadiene	ND	1.1	"								
Ethyl Benzene	ND	0.44	"								
Ethyl acetate	ND	0.37	"								
Cyclohexane	ND	0.35	"								
cis-1,3-Dichloropropylene	ND	0.46	"								
cis-1,2-Dichloroethylene	ND	0.40	"								
Chloromethane	ND	0.21	"								
Chloroform	ND	0.50	"								
Chloroethane	ND	0.27	"								
Carbon tetrachloride	ND	0.32	"								
Carbon disulfide	ND	0.32	"								
Bromomethane	ND	0.39	"								
Bromoform	ND	1.1	"								
Bromodichloromethane	ND	0.63	"								
Benzyl chloride	ND	0.53	"								
Benzene	ND	0.32	"								
Acetone	ND	0.24	"								
2-Hexanone	ND	0.83	"								
2-Butanone	ND	0.30	"								
1,4-Dioxane	ND	0.37	"								
1,4-Dichlorobenzene	ND	0.61	"								
1,3-Dichlorobenzene	ND	0.61	"								
1,3-Butadiene	ND	0.44	"								
1,3,5-Trimethylbenzene	ND	0.50	"								
1,2-Dichlorotetrafluoroethane	ND	0.71	"								
1,2-Dichloropropane	ND	0.47	"								
1,2-Dichloroethane	ND	0.41	"								
1,2-Dichlorobenzene	ND	0.61	"								
1,2,4-Trimethylbenzene	ND	0.50	"								
1,2,4-Trichlorobenzene	ND	0.75	"								
1,1-Dichloroethylene	ND	0.40	"								
1,1-Dichloroethane	ND	0.41	"								



Volatile Organic Compounds in Air by GC/MS - Quality Control Data

York Analytical Laboratories, Inc.

Analyte	Result	Reporting Limit	Units	Spike Level	Source* Result	%REC	%REC Limits	Flag	RPD	RPD Limit	Flag
---------	--------	-----------------	-------	-------------	----------------	------	-------------	------	-----	-----------	------

Batch BA40710 - EPA TO15 PREP

Blank (BA40710-BLK1)

Prepared: 01/21/2014 Analyzed: 01/20/2014


Trichlorofluoromethane (Freon 11)	ND	0.57	ug/m ³								
1,1,2-Trichloroethane	ND	0.55	"								
1,1,2-Trichloro-1,2,2-trifluoroethane (Freon 113)	ND	0.78	"								
1,1,2,2-Tetrachloroethane	ND	0.70	"								
1,1,1-Trichloroethane	ND	0.55	"								
Dichlorodifluoromethane	ND	0.50	"								
1,2-Dibromoethane	ND	0.78	"								
Dibromochloromethane	ND	0.82	"								
Methyl Methacrylate	ND	0.42	"								
Chlorobenzene	ND	0.47	"								

<i>Surrogate: p-Bromofluorobenzene</i>	7.68		ppbv	10.0		76.8	70-130				
--	------	--	------	------	--	------	--------	--	--	--	--

LCS (BA40710-BS1)

Prepared: 01/21/2014 Analyzed: 01/20/2014

Vinyl Chloride	9.44		ppbv	10.5		89.9	70-130				
Vinyl acetate	9.77		"	10.4		93.9	58.1-135				
Trichloroethylene	8.99		"	10.6		84.8	70-130				
trans-1,3-Dichloropropylene	10.6		"	11.5		92.6	62-135				
trans-1,2-Dichloroethylene	9.00		"	10.3		87.4	58.3-130				
Toluene	9.59		"	11.0		87.2	64.9-126				
Tetrahydrofuran	9.35		"	10.8		86.6	44.6-146				
Tetrachloroethylene	9.12		"	10.8		84.4	70-130				
Styrene	9.51		"	10.9		87.2	66.4-132				
Propylene	9.71		"	11.5		84.4	62.4-150				
p-Ethyltoluene	8.47		"	10.4		81.4	73.8-146				
p- & m- Xylenes	17.3		"	21.8		79.2	56.6-136				
o-Xylene	8.60		"	11.0		78.2	67.8-133				
n-Hexane	9.51		"	10.9		87.2	59.7-130				
n-Heptane	9.75		"	10.9		89.4	62.3-134				
Methylene chloride	7.58		"	9.70		78.1	62.6-130				
Methyl tert-butyl ether (MTBE)	9.51		"	10.3		92.3	60.7-139				
4-Methyl-2-pentanone	6.93		"	10.6		65.4	64.5-158				
Isopropanol	10.6		"	10.9		96.9	60-150				
Hexachlorobutadiene	8.23		"	10.2		80.7	61.2-150				
Ethyl Benzene	8.65		"	11.0		78.6	68.4-125				
Ethyl acetate	8.68		"	11.0		78.9	40.6-150				
Cyclohexane	9.64		"	10.8		89.3	60.4-127				
cis-1,3-Dichloropropylene	9.67		"	10.9		88.7	65.5-129				
cis-1,2-Dichloroethylene	9.35		"	10.8		86.6	51.3-118				
Chloromethane	8.71		"	10.3		84.6	64.9-130				
Chloroform	9.55		"	11.0		86.8	65.1-130				
Chloroethane	9.06		"	10.3		88.0	52.1-131				
Carbon tetrachloride	9.42		"	10.5		89.7	70-130				
Carbon disulfide	9.33		"	10.5		88.9	61.8-111				
Bromomethane	8.87		"	10.5		84.5	60.1-140				
Bromoform	9.32		"	10.9		85.5	58.7-150				
Bromodichloromethane	9.17		"	10.6		86.5	65.3-127				
Benzyl chloride	8.49		"	10.8		78.6	62.5-150				
Benzene	9.32		"	10.8		86.3	69.5-130				
Acetone	8.69		"	11.0		79.0	55.3-133				
2-Hexanone	5.93		"	10.9		54.4	52-150				
2-Butanone	9.73		"	10.9		89.3	28.5-154				
1,4-Dioxane	9.37		"	10.6		88.4	50-150				



Volatile Organic Compounds in Air by GC/MS - Quality Control Data

York Analytical Laboratories, Inc.


Analyte	Result	Reporting	Units	Spike	Source*	%REC	%REC	Limits	Flag	RPD	RPD	Limit	Flag
		Limit			Result					Limit			

Batch BA40710 - EPA TO15 PREP

LCS (BA40710-BS1)

Prepared: 01/21/2014 Analyzed: 01/20/2014

1,4-Dichlorobenzene	8.20		ppbv	10.9		75.2	62.5-139						
1,3-Dichlorobenzene	8.32		"	10.8		77.0	71.9-153						
1,3-Butadiene	9.74		"	10.9		89.4	66.7-127						
1,3,5-Trimethylbenzene	8.51		"	11.0		77.4	65-152						
1,2-Dichlorotetrafluoroethane	9.23		"	10.5		87.9	63.3-129						
1,2-Dichloropropane	9.01		"	11.0		81.9	21.3-152						
1,2-Dichloroethane	9.37		"	10.7		87.6	51.2-124						
1,2-Dichlorobenzene	7.77		"	10.7		72.6	63.7-148						
1,2,4-Trimethylbenzene	8.46		"	11.0		76.9	67.9-152						
1,2,4-Trichlorobenzene	7.91		"	10.0		79.1	58-147						
1,1-Dichloroethylene	8.39		"	9.60		87.4	58.1-130						
1,1-Dichloroethane	8.93		"	10.3		86.7	63.3-130						
Trichlorofluoromethane (Freon 11)	9.39		"	11.0		85.4	56-132						
1,1,2-Trichloroethane	9.36		"	11.0		85.1	66-127						
1,1,2-Trichloro-1,2,2-trifluoroethane (Freon 113)	8.03		"	9.20		87.3	60.2-125						
1,1,2,2-Tetrachloroethane	8.25		"	11.0		75.0	63.7-132						
1,1,1-Trichloroethane	9.27		"	10.5		88.3	58.2-126						
Dichlorodifluoromethane	9.30		"	10.2		91.2	62.8-133						
1,2-Dibromoethane	9.77		"	11.0		88.8	70-130						
Dibromochloromethane	9.46		"	10.7		88.4	70-130						
Methyl Methacrylate	8.88		"	10.7		83.0	70-130						
Chlorobenzene	8.65		"	11.0		78.6	67.6-122						
Surrogate: <i>p</i> -Bromofluorobenzene	8.96		"	10.0		89.6	70-130						



Notes and Definitions

- B** Analyte is found in the associated analysis batch blank. For volatiles, methylene chloride and acetone are common lab contaminants. Data users should consider anything $<10x$ the blank value as artifact.
-
- ND** Analyte NOT DETECTED at the stated Reporting Limit (RL) or above.
- RL** REPORTING LIMIT - the minimum reportable value based upon the lowest point in the analyte calibration curve.
- MDL** METHOD DETECTION LIMIT - the minimum concentration that can be measured and reported with a 99% confidence that the concentration is greater than zero. If requested or required, a value reported below the RL and above the MDL is considered estimated and is noted with a "J" flag.
- NR** Not reported
- RPD** Relative Percent Difference
- Wet** The data has been reported on an as-received (wet weight) basis
- Low Bias** Low Bias flag indicates that the recovery of the flagged analyte is below the laboratory or regulatory lower control limit. The data user should take note that this analyte may be biased low but should evaluate multiple lines of evidence including the LCS and site-specific MS/MSD data to draw bias conclusions. In cases where no site-specific MS/MSD was requested, only the LCS data can be used to evaluate such bias.
- High Bias** High Bias flag indicates that the recovery of the flagged analyte is above the laboratory or regulatory upper control limit. The data user should take note that this analyte may be biased high but should evaluate multiple lines of evidence including the LCS and site-specific MS/MSD data to draw bias conclusions. In cases where no site-specific MS/MSD was requested, only the LCS data can be used to evaluate such bias.
- Non-Dir.** Non-dir. flag (Non-Directional Bias) indicates that the Relative Percent Difference (RPD) (a measure of precision) among the MS and MSD data is outside the laboratory or regulatory control limit. This alerts the data user where the MS and MSD are from site-specific samples that the RPD is high due to either non-homogeneous distribution of target analyte between the MS/MSD or indicates poor reproducibility for other reasons.

If EPA SW-846 method 8270 is included herein it is noted that the target compound N-nitrosodiphenylamine (NDPA) decomposes in the gas chromatographic inlet and cannot be separated from diphenylamine (DPA). These results could actually represent 100% DPA, 100% NDPA or some combination of the two.

For this reason, York reports the combined result for n-nitrosodiphenylamine and diphenylamine for either of these compounds as a combined concentration as Diphenylamine.

If Total PCBs are detected and the target aroclors reported are "Not detected", the Total PCB value is reported due to the presence of either or both Aroclors 1262 and 1268 which are non-target aroclors for some regulatory lists.

2-chloroethylvinyl ether readily breaks down under acidic conditions. Samples that are acid preserved, including standards will exhibit breakdown. The data user should take note.

Certification for pH is no longer offered by NYDOH ELAP.

Semi-Volatile and Volatile analyses are reported down to the MDL, with values between the MDL and the RL being "J" flagged as estimated results.

Field Chain-of-Custody Record - AIR

NOTE: York's Std. Terms & Conditions are listed on the back side of this document. This document serves as your written authorization to York to proceed with the analysis requested and your signature binds you to York's Std. Terms & Conditions unless superseded by written contract.

YOUR INFORMATION Company: <u>LBG</u> Address: <u>4 Research Dr. Suite 301</u> <u>Shelton, CT 06484</u> Phone No. <u>203-889-8555</u> Contact Person: <u>Tunde Sandor</u> E-Mail Address: <u>Tsandor@LBGCT.COM</u>		Report To: Company: <u>Same</u> Address: _____ Phone No. _____ Attention: _____ E-Mail Address: _____		YOUR PROJECT ID <u>Rowe Industries</u> Purchase Order No. <u>NAB5AG</u> Samples from: CT <u>NYX</u> NJ _____		Turn-Around Time RUSH - Same Day <input type="checkbox"/> RUSH - Next Day <input type="checkbox"/> RUSH - Two Day <input type="checkbox"/> RUSH - Three Day <input type="checkbox"/> RUSH - Four Day <input type="checkbox"/> Standard (5-7 Days) <input checked="" type="checkbox"/>		Report Type/Deliverables Summary Report <input checked="" type="checkbox"/> pdf Summary w/ QA Summary <input checked="" type="checkbox"/> pdf CT RCP Package <input type="checkbox"/> NY ASP A Package <input type="checkbox"/> NY ASP B/CLP Pkg <input checked="" type="checkbox"/> pdf NIJEP Reduced <input type="checkbox"/> Electronic Deliverables: _____ EDD (Specify Type) _____ Standard Excel <input checked="" type="checkbox"/>	
--	--	---	--	--	--	--	--	--	--

Print Clearly and Legibly. All information must be complete. Samples will NOT be logged in and the turn-around time clock will not begin until any questions by York are resolved.

TO15 Volatiles and Other Gas Analyses EPA TO-14A List Tentatively Identified Compounds Air VPH Helium Methane OTHER _____	Detection Limits Required ≤ 1 ug/m ³ NYSDEC VI Limits (CF - paper/injection) NIJEP low level Routine Survey Other _____
--	--

Sample Identification	Date Sampled	AIR Matrix	Canister Vacuum Before Sampling (in. Hg)	Canister Vacuum After Sampling (in. Hg)	Choose Analyses Needed from the Menu Above and Enter Below	Sampling Media
AD011414:1130NPH-1	1/14/14 1130	AE			EPA TO-15 LIST	6 Liter Summa canister Tedlar Bag
AD011414:1135NPH-2	1/14/14 1135	AE				6 Liter Summa canister Tedlar Bag
AD011414:1140NPH-3	1/14/14 1140	AE				6 Liter Summa canister Tedlar Bag
						6 Liter Summa canister Tedlar Bag
						6 Liter Summa canister Tedlar Bag
						6 Liter Summa canister Tedlar Bag
						6 Liter Summa canister Tedlar Bag
						6 Liter Summa canister Tedlar Bag
						6 Liter Summa canister Tedlar Bag
						6 Liter Summa canister Tedlar Bag

Comments: Grab samples, no regulator used.

Relinquished By: [Signature] Date/Time: 1/15/14 930
 Relinquished By: _____ Date/Time: _____
 Received By: [Signature] Date/Time: 1/16/14 12:49
 Received By: [Signature] Date/Time: 1/15/14 730
 Received By: [Signature] Date/Time: 1/16/14-1400