

TABLE 2

GROUNDWATER REMEDIAL ACTION
 ROWE INDUSTRIES SUPERFUND SITE
 SAG HARBOR, NEW YORK

Effluent Water Quality Results

Date Sampled ^{2/}	pH ^{1/}	TDS (mg/l)	PCE (ug/l)	1,1,1-TCA (ug/l)	TCE (ug/l)	1,1-DCA (ug/l)	1,1-DCE (ug/l)	cis-1,2-DCE (ug/l)	trans-1,2-DCE (ug/l)	Xylene (ug/l)	Toluene (ug/l)	Ethylbenzene (ug/l)	Methylene Chloride (ug/l)	Freon 113 (ug/l)	Naphthalene (ug/l)	Chloroform (ug/l)	Total Iron (mg/l)	Dissolved Iron (mg/l)
SPDES Limits	5.0 to 8.5	---	5	5	5	5	5	5	5	5	5	5	5	---	10	7	---	---
18-Mar-14	7.1	121	ND<0.5	ND<0.5	ND<0.5	ND<0.5	ND<0.5	ND<0.5	ND<0.5	ND<0.5	ND<0.5	ND<0.5	ND<2	ND<0.5	ND<0.5	ND<0.5	1.02	0.136
25-Mar-14	7.0	500	ND<0.5	ND<0.5	ND<0.5	ND<0.5	ND<0.5	ND<0.5	ND<0.5	ND<0.5	ND<0.5	ND<0.5	ND<2	ND<0.5	ND<0.5	ND<0.5	1.78	0.086

SPDES: State Pollutant Discharge Elimination System

mg/l: Milligrams per liter

ug/l: Micrograms per liter

----: Not established

J: Analyte detected below quantitation limits, value shown is a laboratory estimate.

B: Analyte was found in the associated analysis batch blank. For volatiles, methylene chloride and acetone are common lab contaminants.

ND: Not detected

NM: Not Measured

TDS: Total dissolved solids

PCE: Tetrachloroethylene

1,1,1-TCA: 1,1,1-Trichloroethane

TCE: Trichloroethene

1,1-DCA: 1,1-Dichloroethane

1,1-DCE: 1,1-Dichloroethene

cis-1,2-DCE: cis-1,2-Dichloroethene

trans-1,2,-DCE: trans-1,2-Dichloroethene

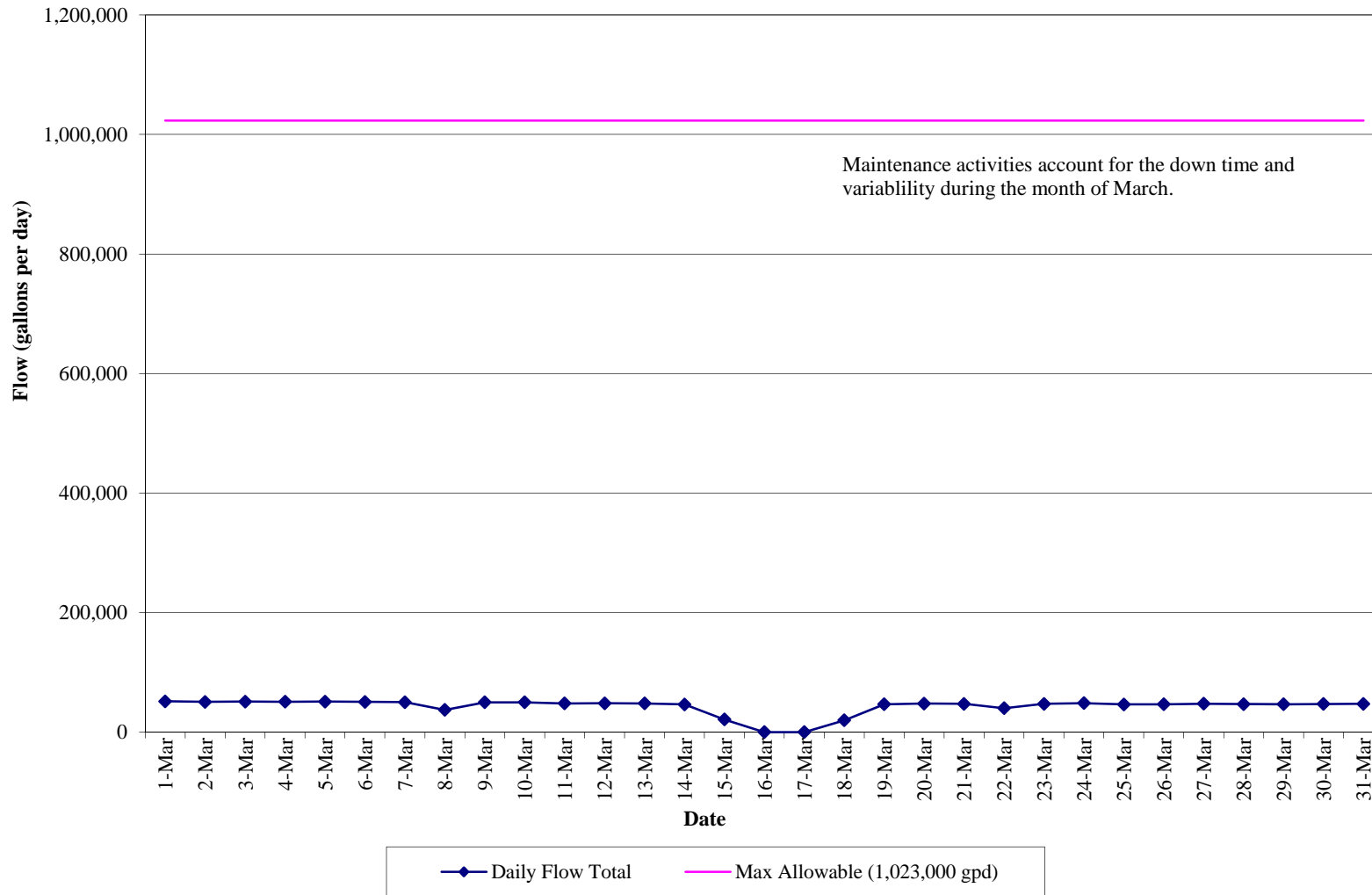
Notes:

1. Based on the SPDES criteria from an NYSDEC letter dated on October 21, 2011, the new allowable pH range for the Rowe Site is between 5.0 and 8.5.


2. "Effluent" samples were collected from sample port labeled NP2-10 unless otherwise noted.

**GRAPH 1
GROUNDWATER REMEDIAL ACTION
ROWE INDUSTRIES SUPERFUND SITE
SAG HARBOR, NEW YORK**

**Effluent Flow Data
(March 1, 2014 to March 31, 2014)**



APPENDIX I
MARCH 2014 LABORATORY ANALYTICAL REPORTS
FOR FSP&T SYSTEM



Technical Report

prepared for:

Leggette Brashears & Graham Shelton Office

4 Research Drive, Suite 301

Shelton CT, 06484

Attention: Tunde Komuves-Sandor

Report Date: 03/27/2014

Client Project ID: Rowe Industries

York Project (SDG) No.: 14C0677

CT Cert. No. PH-0723

New Jersey Cert. No. CT-005



New York Cert. No. 10854

PA Cert. No. 68-04440

Report Date: 03/27/2014
Client Project ID: Rowe Industries
York Project (SDG) No.: 14C0677

Leggette Brashears & Graham Shelton Office
4 Research Drive, Suite 301
Shelton CT, 06484
Attention: Tunde Komuves-Sandor

Purpose and Results

This report contains the analytical data for the sample(s) identified on the attached chain-of-custody received in our laboratory on March 20, 2014 and listed below. The project was identified as your project: **Rowe Industries**.

The analyses were conducted utilizing appropriate EPA, Standard Methods, and ASTM methods as detailed in the data summary tables.

All samples were received in proper condition meeting the customary acceptance requirements for environmental samples except those indicated under the Notes section of this report.

All analyses met the method and laboratory standard operating procedure requirements except as indicated by any data flags, the meaning of which are explained in the attachment to this report, and case narrative if applicable.

The results of the analyses, which are all reported on dry weight basis (soils) unless otherwise noted, are detailed in the following pages.

Please contact Client Services at 203.325.1371 with any questions regarding this report.

<u>York Sample ID</u>	<u>Client Sample ID</u>	<u>Matrix</u>	<u>Date Collected</u>	<u>Date Received</u>
14C0677-01	WQ031814:1200NP-6	Water	03/18/2014	03/20/2014
14C0677-02	WQ031814:1205NP-7	Water	03/18/2014	03/20/2014
14C0679-01	WQ031814:1210NP2-10	Water	03/18/2014	03/20/2014

General Notes for York Project (SDG) No.: 14C0677

1. The RLs and MDLs (Reporting Limit and Method Detection Limit respectively) reported are adjusted for any dilution necessary due to the levels of target and/or non-target analytes and matrix interference. The RL(REPORTING LIMIT) is based upon the lowest standard utilized for the calibration where applicable.
2. Samples are retained for a period of thirty days after submittal of report, unless other arrangements are made.
3. York's liability for the above data is limited to the dollar value paid to York for the referenced project.
4. This report shall not be reproduced without the written approval of York Analytical Laboratories, Inc.
5. All samples were received in proper condition for analysis with proper documentation, unless otherwise noted.
6. All analyses conducted met method or Laboratory SOP requirements. See the Qualifiers and/or Narrative sections for further information.
7. It is noted that no analyses reported herein were subcontracted to another laboratory, unless noted in the report.
8. This report reflects results that relate only to the samples submitted on the attached chain-of-custody form(s) received by York.


Approved By:



Benjamin Gulizia
Laboratory Director

Date: 03/27/2014





Sample Information

Client Sample ID: WQ031814:1200NP-6

York Sample ID: 14C0677-01

<u>York Project (SDG) No.</u> 14C0677	<u>Client Project ID</u> Rowe Industries	<u>Matrix</u> Water	<u>Collection Date/Time</u> March 18, 2014 12:00 pm	<u>Date Received</u> 03/20/2014
--	---	------------------------	--	------------------------------------


Volatile Organics, 8260 List - Low Level

Log-in Notes:

Sample Notes:

Sample Prepared by Method: EPA 5030B

CAS No.	Parameter	Result	Flag	Units	MDL	RL	Dilution	Reference Method	Date/Time Prepared	Date/Time Analyzed	Analyst
630-20-6	1,1,1,2-Tetrachloroethane	ND		ug/L	0.20	0.50	1	EPA 8260C	03/21/2014 09:15	03/21/2014 16:52	BK
71-55-6	1,1,1-Trichloroethane	0.35	J	ug/L	0.20	0.50	1	EPA 8260C	03/21/2014 09:15	03/21/2014 16:52	BK
79-34-5	1,1,2,2-Tetrachloroethane	ND		ug/L	0.20	0.50	1	EPA 8260C	03/21/2014 09:15	03/21/2014 16:52	BK
76-13-1	1,1,2-Trichloro-1,2,2-trifluoroethane (Freon 113)	ND		ug/L	0.20	0.50	1	EPA 8260C	03/21/2014 09:15	03/21/2014 16:52	BK
79-00-5	1,1,2-Trichloroethane	ND		ug/L	0.20	0.50	1	EPA 8260C	03/21/2014 09:15	03/21/2014 16:52	BK
75-34-3	1,1-Dichloroethane	ND		ug/L	0.20	0.50	1	EPA 8260C	03/21/2014 09:15	03/21/2014 16:52	BK
75-35-4	1,1-Dichloroethylene	ND		ug/L	0.20	0.50	1	EPA 8260C	03/21/2014 09:15	03/21/2014 16:52	BK
563-58-6	1,1-Dichloropropylene	ND		ug/L	0.20	0.50	1	EPA 8260C	03/21/2014 09:15	03/21/2014 16:52	BK
87-61-6	1,2,3-Trichlorobenzene	ND		ug/L	0.20	0.50	1	EPA 8260C	03/21/2014 09:15	03/21/2014 16:52	BK
96-18-4	1,2,3-Trichloropropane	ND		ug/L	0.20	0.50	1	EPA 8260C	03/21/2014 09:15	03/21/2014 16:52	BK
120-82-1	1,2,4-Trichlorobenzene	ND		ug/L	0.20	0.50	1	EPA 8260C	03/21/2014 09:15	03/21/2014 16:52	BK
95-63-6	1,2,4-Trimethylbenzene	ND		ug/L	0.20	0.50	1	EPA 8260C	03/21/2014 09:15	03/21/2014 16:52	BK
96-12-8	1,2-Dibromo-3-chloropropane	ND		ug/L	0.20	0.50	1	EPA 8260C	03/21/2014 09:15	03/21/2014 16:52	BK
106-93-4	1,2-Dibromoethane	ND		ug/L	0.20	0.50	1	EPA 8260C	03/21/2014 09:15	03/21/2014 16:52	BK
95-50-1	1,2-Dichlorobenzene	ND		ug/L	0.20	0.50	1	EPA 8260C	03/21/2014 09:15	03/21/2014 16:52	BK
107-06-2	1,2-Dichloroethane	ND		ug/L	0.20	0.50	1	EPA 8260C	03/21/2014 09:15	03/21/2014 16:52	BK
78-87-5	1,2-Dichloropropane	ND		ug/L	0.20	0.50	1	EPA 8260C	03/21/2014 09:15	03/21/2014 16:52	BK
108-67-8	1,3,5-Trimethylbenzene	ND		ug/L	0.20	0.50	1	EPA 8260C	03/21/2014 09:15	03/21/2014 16:52	BK
541-73-1	1,3-Dichlorobenzene	ND		ug/L	0.20	0.50	1	EPA 8260C	03/21/2014 09:15	03/21/2014 16:52	BK
142-28-9	1,3-Dichloropropane	ND		ug/L	0.20	0.50	1	EPA 8260C	03/21/2014 09:15	03/21/2014 16:52	BK
106-46-7	1,4-Dichlorobenzene	ND		ug/L	0.20	0.50	1	EPA 8260C	03/21/2014 09:15	03/21/2014 16:52	BK
594-20-7	2,2-Dichloropropane	ND		ug/L	0.20	0.50	1	EPA 8260C	03/21/2014 09:15	03/21/2014 16:52	BK
95-49-8	2-Chlorotoluene	ND		ug/L	0.20	0.50	1	EPA 8260C	03/21/2014 09:15	03/21/2014 16:52	BK
591-78-6	2-Hexanone	ND		ug/L	0.20	0.50	1	EPA 8260C	03/21/2014 09:15	03/21/2014 16:52	BK
106-43-4	4-Chlorotoluene	ND		ug/L	0.20	0.50	1	EPA 8260C	03/21/2014 09:15	03/21/2014 16:52	BK
67-64-1	Acetone	ND		ug/L	1.0	2.0	1	EPA 8260C	03/21/2014 09:15	03/21/2014 16:52	BK
71-43-2	Benzene	ND		ug/L	0.20	0.50	1	EPA 8260C	03/21/2014 09:15	03/21/2014 16:52	BK
108-86-1	Bromobenzene	ND		ug/L	0.20	0.50	1	EPA 8260C	03/21/2014 09:15	03/21/2014 16:52	BK
74-97-5	Bromochloromethane	ND		ug/L	0.20	0.50	1	EPA 8260C	03/21/2014 09:15	03/21/2014 16:52	BK
75-27-4	Bromodichloromethane	ND		ug/L	0.20	0.50	1	EPA 8260C	03/21/2014 09:15	03/21/2014 16:52	BK
75-25-2	Bromoform	ND		ug/L	0.20	0.50	1	EPA 8260C	03/21/2014 09:15	03/21/2014 16:52	BK
74-83-9	Bromomethane	ND		ug/L	0.20	0.50	1	EPA 8260C	03/21/2014 09:15	03/21/2014 16:52	BK
56-23-5	Carbon tetrachloride	ND		ug/L	0.20	0.50	1	EPA 8260C	03/21/2014 09:15	03/21/2014 16:52	BK
108-90-7	Chlorobenzene	ND		ug/L	0.20	0.50	1	EPA 8260C	03/21/2014 09:15	03/21/2014 16:52	BK
75-00-3	Chloroethane	ND		ug/L	0.20	0.50	1	EPA 8260C	03/21/2014 09:15	03/21/2014 16:52	BK



Sample Information

Client Sample ID: WQ031814:1200NP-6

York Sample ID: 14C0677-01

York Project (SDG) No.

Client Project ID

Matrix

Collection Date/Time

Date Received

14C0677

Rowe Industries

Water

March 18, 2014 12:00 pm

03/20/2014


Volatile Organics, 8260 List - Low Level

Log-in Notes:

Sample Notes:

Sample Prepared by Method: EPA 5030B

CAS No.	Parameter	Result	Flag	Units	MDL	RL	Dilution	Reference Method	Date/Time Prepared	Date/Time Analyzed	Analyst
67-66-3	Chloroform	ND		ug/L	0.20	0.50	1	EPA 8260C	03/21/2014 09:15	03/21/2014 16:52	BK
74-87-3	Chloromethane	ND		ug/L	0.20	0.50	1	EPA 8260C	03/21/2014 09:15	03/21/2014 16:52	BK
156-59-2	cis-1,2-Dichloroethylene	4.3	CCV-E	ug/L	0.20	0.50	1	EPA 8260C	03/21/2014 09:15	03/21/2014 16:52	BK
10061-01-5	cis-1,3-Dichloropropylene	ND		ug/L	0.20	0.50	1	EPA 8260C	03/21/2014 09:15	03/21/2014 16:52	BK
124-48-1	Dibromochloromethane	ND		ug/L	0.20	0.50	1	EPA 8260C	03/21/2014 09:15	03/21/2014 16:52	BK
74-95-3	Dibromomethane	ND		ug/L	0.20	0.50	1	EPA 8260C	03/21/2014 09:15	03/21/2014 16:52	BK
75-71-8	Dichlorodifluoromethane	ND		ug/L	0.20	0.50	1	EPA 8260C	03/21/2014 09:15	03/21/2014 16:52	BK
100-41-4	Ethyl Benzene	ND		ug/L	0.20	0.50	1	EPA 8260C	03/21/2014 09:15	03/21/2014 16:52	BK
87-68-3	Hexachlorobutadiene	ND		ug/L	0.20	0.50	1	EPA 8260C	03/21/2014 09:15	03/21/2014 16:52	BK
98-82-8	Isopropylbenzene	ND		ug/L	0.20	0.50	1	EPA 8260C	03/21/2014 09:15	03/21/2014 16:52	BK
1634-04-4	Methyl tert-butyl ether (MTBE)	ND		ug/L	0.20	0.50	1	EPA 8260C	03/21/2014 09:15	03/21/2014 16:52	BK
75-09-2	Methylene chloride	ND		ug/L	1.0	2.0	1	EPA 8260C	03/21/2014 09:15	03/21/2014 16:52	BK
91-20-3	Naphthalene	ND		ug/L	1.0	2.0	1	EPA 8260C	03/21/2014 09:15	03/21/2014 16:52	BK
104-51-8	n-Butylbenzene	ND		ug/L	0.20	0.50	1	EPA 8260C	03/21/2014 09:15	03/21/2014 16:52	BK
103-65-1	n-Propylbenzene	ND		ug/L	0.20	0.50	1	EPA 8260C	03/21/2014 09:15	03/21/2014 16:52	BK
95-47-6	* o-Xylene	ND		ug/L	0.20	0.50	1	EPA 8260C	03/21/2014 09:15	03/21/2014 16:52	BK
179601-23-1	* p- & m- Xylenes	ND		ug/L	0.50	1.0	1	EPA 8260C	03/21/2014 09:15	03/21/2014 16:52	BK
99-87-6	p-Isopropyltoluene	ND		ug/L	0.20	0.50	1	EPA 8260C	03/21/2014 09:15	03/21/2014 16:52	BK
135-98-8	sec-Butylbenzene	ND		ug/L	0.20	0.50	1	EPA 8260C	03/21/2014 09:15	03/21/2014 16:52	BK
100-42-5	Styrene	ND		ug/L	0.20	0.50	1	EPA 8260C	03/21/2014 09:15	03/21/2014 16:52	BK
98-06-6	tert-Butylbenzene	ND		ug/L	0.20	0.50	1	EPA 8260C	03/21/2014 09:15	03/21/2014 16:52	BK
127-18-4	Tetrachloroethylene	6.2		ug/L	0.20	0.50	1	EPA 8260C	03/21/2014 09:15	03/21/2014 16:52	BK
108-88-3	Toluene	ND		ug/L	0.20	0.50	1	EPA 8260C	03/21/2014 09:15	03/21/2014 16:52	BK
156-60-5	trans-1,2-Dichloroethylene	ND		ug/L	0.20	0.50	1	EPA 8260C	03/21/2014 09:15	03/21/2014 16:52	BK
10061-02-6	trans-1,3-Dichloropropylene	ND		ug/L	0.20	0.50	1	EPA 8260C	03/21/2014 09:15	03/21/2014 16:52	BK
79-01-6	Trichloroethylene	1.3		ug/L	0.20	0.50	1	EPA 8260C	03/21/2014 09:15	03/21/2014 16:52	BK
75-69-4	Trichlorofluoromethane	ND		ug/L	0.20	0.50	1	EPA 8260C	03/21/2014 09:15	03/21/2014 16:52	BK
75-01-4	Vinyl Chloride	ND		ug/L	0.50	0.50	1	EPA 8260C	03/21/2014 09:15	03/21/2014 16:52	BK
1330-20-7	Xylenes, Total	ND		ug/L	0.60	1.5	1	EPA 8260C	03/21/2014 09:15	03/21/2014 16:52	BK
	Surrogate Recoveries	Result			Acceptance Range						
17060-07-0	Surrogate: 1,2-Dichloroethane-d4	120 %			81-123						
460-00-4	Surrogate: p-Bromofluorobenzene	88.2 %			70-128						
2037-26-5	Surrogate: Toluene-d8	93.3 %			88-114						



Sample Information

Client Sample ID: WQ031814:1200NP-6

York Sample ID: 14C0677-01

York Project (SDG) No.

Client Project ID

Matrix

Collection Date/Time

Date Received

14C0677

Rowe Industries

Water

March 18, 2014 12:00 pm

03/20/2014

Iron by EPA 200.7

Log-in Notes:

Sample Notes:

Sample Prepared by Method: EPA 3010A

CAS No.	Parameter	Result	Flag	Units	MDL	RL	Dilution	Reference Method	Date/Time Prepared	Date/Time Analyzed	Analyst
7439-89-6	Iron	2.19		mg/L	0.0146	0.0200	1	EPA 200.7	03/21/2014 13:40	03/21/2014 18:47	MW

Iron, Dissolved by EPA 6010

Log-in Notes:

Sample Notes:

Sample Prepared by Method: EPA 3010A

CAS No.	Parameter	Result	Flag	Units	MDL	RL	Dilution	Reference Method	Date/Time Prepared	Date/Time Analyzed	Analyst
7439-89-6	Iron	ND		mg/L	0.0200	0.0200	1	EPA 6010C	03/21/2014 13:36	03/21/2014 17:34	MW

Sample Information

Client Sample ID: WQ031814:1205NP-7

York Sample ID: 14C0677-02

York Project (SDG) No.

Client Project ID

Matrix

Collection Date/Time

Date Received

14C0677

Rowe Industries

Water

March 18, 2014 12:05 pm

03/20/2014


Volatile Organics, 8260 List - Low Level

Log-in Notes:

Sample Notes:

Sample Prepared by Method: EPA 5030B

CAS No.	Parameter	Result	Flag	Units	MDL	RL	Dilution	Reference Method	Date/Time Prepared	Date/Time Analyzed	Analyst
630-20-6	1,1,1,2-Tetrachloroethane	ND		ug/L	0.20	0.50	1	EPA 8260C	03/24/2014 08:54	03/24/2014 17:07	SS
71-55-6	1,1,1-Trichloroethane	ND		ug/L	0.20	0.50	1	EPA 8260C	03/24/2014 08:54	03/24/2014 17:07	SS
79-34-5	1,1,2,2-Tetrachloroethane	ND		ug/L	0.20	0.50	1	EPA 8260C	03/24/2014 08:54	03/24/2014 17:07	SS
76-13-1	1,1,2-Trichloro-1,2,2-trifluoroethane (Freon 113)	ND		ug/L	0.20	0.50	1	EPA 8260C	03/24/2014 08:54	03/24/2014 17:07	SS
79-00-5	1,1,2-Trichloroethane	ND		ug/L	0.20	0.50	1	EPA 8260C	03/24/2014 08:54	03/24/2014 17:07	SS
75-34-3	1,1-Dichloroethane	ND		ug/L	0.20	0.50	1	EPA 8260C	03/24/2014 08:54	03/24/2014 17:07	SS
75-35-4	1,1-Dichloroethylene	ND		ug/L	0.20	0.50	1	EPA 8260C	03/24/2014 08:54	03/24/2014 17:07	SS
563-58-6	1,1-Dichloropropylene	ND		ug/L	0.20	0.50	1	EPA 8260C	03/24/2014 08:54	03/24/2014 17:07	SS
87-61-6	1,2,3-Trichlorobenzene	ND		ug/L	0.20	0.50	1	EPA 8260C	03/24/2014 08:54	03/24/2014 17:07	SS
96-18-4	1,2,3-Trichloropropane	ND		ug/L	0.20	0.50	1	EPA 8260C	03/24/2014 08:54	03/24/2014 17:07	SS
120-82-1	1,2,4-Trichlorobenzene	ND		ug/L	0.20	0.50	1	EPA 8260C	03/24/2014 08:54	03/24/2014 17:07	SS
95-63-6	1,2,4-Trimethylbenzene	ND		ug/L	0.20	0.50	1	EPA 8260C	03/24/2014 08:54	03/24/2014 17:07	SS
96-12-8	1,2-Dibromo-3-chloropropane	ND		ug/L	0.20	0.50	1	EPA 8260C	03/24/2014 08:54	03/24/2014 17:07	SS
106-93-4	1,2-Dibromoethane	ND		ug/L	0.20	0.50	1	EPA 8260C	03/24/2014 08:54	03/24/2014 17:07	SS
95-50-1	1,2-Dichlorobenzene	ND		ug/L	0.20	0.50	1	EPA 8260C	03/24/2014 08:54	03/24/2014 17:07	SS
107-06-2	1,2-Dichloroethane	ND		ug/L	0.20	0.50	1	EPA 8260C	03/24/2014 08:54	03/24/2014 17:07	SS
78-87-5	1,2-Dichloropropane	ND		ug/L	0.20	0.50	1	EPA 8260C	03/24/2014 08:54	03/24/2014 17:07	SS



Sample Information

Client Sample ID: WQ031814:1205NP-7

York Sample ID: 14C0677-02

York Project (SDG) No.

Client Project ID

Matrix

Collection Date/Time

Date Received

14C0677

Rowe Industries

Water

March 18, 2014 12:05 pm

03/20/2014


Volatile Organics, 8260 List - Low Level

Log-in Notes:

Sample Notes:

Sample Prepared by Method: EPA 5030B

CAS No.	Parameter	Result	Flag	Units	MDL	RL	Dilution	Reference Method	Date/Time Prepared	Date/Time Analyzed	Analyst
108-67-8	1,3,5-Trimethylbenzene	ND		ug/L	0.20	0.50	1	EPA 8260C	03/24/2014 08:54	03/24/2014 17:07	SS
541-73-1	1,3-Dichlorobenzene	ND		ug/L	0.20	0.50	1	EPA 8260C	03/24/2014 08:54	03/24/2014 17:07	SS
142-28-9	1,3-Dichloropropane	ND		ug/L	0.20	0.50	1	EPA 8260C	03/24/2014 08:54	03/24/2014 17:07	SS
106-46-7	1,4-Dichlorobenzene	ND		ug/L	0.20	0.50	1	EPA 8260C	03/24/2014 08:54	03/24/2014 17:07	SS
594-20-7	2,2-Dichloropropane	ND		ug/L	0.20	0.50	1	EPA 8260C	03/24/2014 08:54	03/24/2014 17:07	SS
95-49-8	2-Chlorotoluene	ND		ug/L	0.20	0.50	1	EPA 8260C	03/24/2014 08:54	03/24/2014 17:07	SS
591-78-6	2-Hexanone	ND		ug/L	0.20	0.50	1	EPA 8260C	03/24/2014 08:54	03/24/2014 17:07	SS
106-43-4	4-Chlorotoluene	ND		ug/L	0.20	0.50	1	EPA 8260C	03/24/2014 08:54	03/24/2014 17:07	SS
67-64-1	Acetone	2.2		ug/L	1.0	2.0	1	EPA 8260C	03/24/2014 08:54	03/24/2014 17:07	SS
71-43-2	Benzene	ND		ug/L	0.20	0.50	1	EPA 8260C	03/24/2014 08:54	03/24/2014 17:07	SS
108-86-1	Bromobenzene	ND		ug/L	0.20	0.50	1	EPA 8260C	03/24/2014 08:54	03/24/2014 17:07	SS
74-97-5	Bromochloromethane	ND		ug/L	0.20	0.50	1	EPA 8260C	03/24/2014 08:54	03/24/2014 17:07	SS
75-27-4	Bromodichloromethane	ND		ug/L	0.20	0.50	1	EPA 8260C	03/24/2014 08:54	03/24/2014 17:07	SS
75-25-2	Bromoform	ND		ug/L	0.20	0.50	1	EPA 8260C	03/24/2014 08:54	03/24/2014 17:07	SS
74-83-9	Bromomethane	ND		ug/L	0.20	0.50	1	EPA 8260C	03/24/2014 08:54	03/24/2014 17:07	SS
56-23-5	Carbon tetrachloride	ND		ug/L	0.20	0.50	1	EPA 8260C	03/24/2014 08:54	03/24/2014 17:07	SS
108-90-7	Chlorobenzene	ND		ug/L	0.20	0.50	1	EPA 8260C	03/24/2014 08:54	03/24/2014 17:07	SS
75-00-3	Chloroethane	ND		ug/L	0.20	0.50	1	EPA 8260C	03/24/2014 08:54	03/24/2014 17:07	SS
67-66-3	Chloroform	ND		ug/L	0.20	0.50	1	EPA 8260C	03/24/2014 08:54	03/24/2014 17:07	SS
74-87-3	Chloromethane	ND		ug/L	0.20	0.50	1	EPA 8260C	03/24/2014 08:54	03/24/2014 17:07	SS
156-59-2	cis-1,2-Dichloroethylene	ND		ug/L	0.20	0.50	1	EPA 8260C	03/24/2014 08:54	03/24/2014 17:07	SS
10061-01-5	cis-1,3-Dichloropropylene	ND		ug/L	0.20	0.50	1	EPA 8260C	03/24/2014 08:54	03/24/2014 17:07	SS
124-48-1	Dibromochloromethane	ND		ug/L	0.20	0.50	1	EPA 8260C	03/24/2014 08:54	03/24/2014 17:07	SS
74-95-3	Dibromomethane	ND		ug/L	0.20	0.50	1	EPA 8260C	03/24/2014 08:54	03/24/2014 17:07	SS
75-71-8	Dichlorodifluoromethane	ND		ug/L	0.20	0.50	1	EPA 8260C	03/24/2014 08:54	03/24/2014 17:07	SS
100-41-4	Ethyl Benzene	ND		ug/L	0.20	0.50	1	EPA 8260C	03/24/2014 08:54	03/24/2014 17:07	SS
87-68-3	Hexachlorobutadiene	ND		ug/L	0.20	0.50	1	EPA 8260C	03/24/2014 08:54	03/24/2014 17:07	SS
98-82-8	Isopropylbenzene	ND		ug/L	0.20	0.50	1	EPA 8260C	03/24/2014 08:54	03/24/2014 17:07	SS
1634-04-4	Methyl tert-butyl ether (MTBE)	ND		ug/L	0.20	0.50	1	EPA 8260C	03/24/2014 08:54	03/24/2014 17:07	SS
75-09-2	Methylene chloride	ND		ug/L	1.0	2.0	1	EPA 8260C	03/24/2014 08:54	03/24/2014 17:07	SS
91-20-3	Naphthalene	ND		ug/L	1.0	2.0	1	EPA 8260C	03/24/2014 08:54	03/24/2014 17:07	SS
104-51-8	n-Butylbenzene	ND		ug/L	0.20	0.50	1	EPA 8260C	03/24/2014 08:54	03/24/2014 17:07	SS
103-65-1	n-Propylbenzene	ND		ug/L	0.20	0.50	1	EPA 8260C	03/24/2014 08:54	03/24/2014 17:07	SS
95-47-6	* o-Xylene	ND		ug/L	0.20	0.50	1	EPA 8260C	03/24/2014 08:54	03/24/2014 17:07	SS
179601-23-1	* p- & m- Xylenes	ND		ug/L	0.50	1.0	1	EPA 8260C	03/24/2014 08:54	03/24/2014 17:07	SS
99-87-6	p-Isopropyltoluene	ND		ug/L	0.20	0.50	1	EPA 8260C	03/24/2014 08:54	03/24/2014 17:07	SS
135-98-8	sec-Butylbenzene	ND		ug/L	0.20	0.50	1	EPA 8260C	03/24/2014 08:54	03/24/2014 17:07	SS



Sample Information

Client Sample ID: WQ031814:1205NP-7

York Sample ID: 14C0677-02

York Project (SDG) No.

Client Project ID

Matrix

Collection Date/Time

Date Received

14C0677

Rowe Industries

Water

March 18, 2014 12:05 pm

03/20/2014

Volatile Organics, 8260 List - Low Level

Log-in Notes:

Sample Notes:

Sample Prepared by Method: EPA 5030B

Table with 12 columns: CAS No., Parameter, Result, Flag, Units, MDL, RL, Dilution, Reference Method, Date/Time Prepared, Date/Time Analyzed, Analyst. Includes rows for Styrene, tert-Butylbenzene, Tetrachloroethylene, Toluene, trans-1,2-Dichloroethylene, trans-1,3-Dichloropropylene, Trichloroethylene, Trichlorofluoromethane, Vinyl Chloride, Xylenes, Total, and Surrogate Recoveries.

Iron by EPA 200.7

Log-in Notes:

Sample Notes:

Sample Prepared by Method: EPA 3010A

Table with 12 columns: CAS No., Parameter, Result, Flag, Units, MDL, RL, Dilution, Reference Method, Date/Time Prepared, Date/Time Analyzed, Analyst. Includes row for Iron with result 0.808.

Iron, Dissolved by EPA 6010

Log-in Notes:

Sample Notes:

Sample Prepared by Method: EPA 3010A

Table with 12 columns: CAS No., Parameter, Result, Flag, Units, MDL, RL, Dilution, Reference Method, Date/Time Prepared, Date/Time Analyzed, Analyst. Includes row for Iron with result 0.113.

Sample Information

Client Sample ID: WQ031814:1210NP2-10

York Sample ID: 14C0679-01

York Project (SDG) No.

Client Project ID

Matrix

Collection Date/Time

Date Received

14C0679

Rowe Industries

Water

March 18, 2014 12:10 pm

03/20/2014


Volatile Organics, 8260 List - Low Level

Log-in Notes:

Sample Notes:

Sample Prepared by Method: EPA 5030B

Table with 12 columns: CAS No., Parameter, Result, Flag, Units, MDL, RL, Dilution, Reference Method, Date/Time Prepared, Date/Time Analyzed, Analyst.



Sample Information

Client Sample ID: WQ031814:1210NP2-10

York Sample ID: 14C0679-01

York Project (SDG) No.

Client Project ID

Matrix

Collection Date/Time

Date Received

14C0679

Rowe Industries

Water

March 18, 2014 12:10 pm

03/20/2014


Volatile Organics, 8260 List - Low Level

Log-in Notes:

Sample Notes:

Sample Prepared by Method: EPA 5030B

CAS No.	Parameter	Result	Flag	Units	MDL	RL	Dilution	Reference Method	Date/Time Prepared	Date/Time Analyzed	Analyst
630-20-6	1,1,1,2-Tetrachloroethane	ND		ug/L	0.20	0.50	1	EPA 8260C	03/27/2014 08:59	03/27/2014 12:43	BK
71-55-6	1,1,1-Trichloroethane	ND		ug/L	0.20	0.50	1	EPA 8260C	03/27/2014 08:59	03/27/2014 12:43	BK
79-34-5	1,1,2,2-Tetrachloroethane	ND		ug/L	0.20	0.50	1	EPA 8260C	03/27/2014 08:59	03/27/2014 12:43	BK
76-13-1	1,1,2-Trichloro-1,2,2-trifluoroethane (Freon 113)	ND		ug/L	0.20	0.50	1	EPA 8260C	03/27/2014 08:59	03/27/2014 12:43	BK
79-00-5	1,1,2-Trichloroethane	ND		ug/L	0.20	0.50	1	EPA 8260C	03/27/2014 08:59	03/27/2014 12:43	BK
75-34-3	1,1-Dichloroethane	ND		ug/L	0.20	0.50	1	EPA 8260C	03/27/2014 08:59	03/27/2014 12:43	BK
75-35-4	1,1-Dichloroethylene	ND		ug/L	0.20	0.50	1	EPA 8260C	03/27/2014 08:59	03/27/2014 12:43	BK
563-58-6	1,1-Dichloropropylene	ND		ug/L	0.20	0.50	1	EPA 8260C	03/27/2014 08:59	03/27/2014 12:43	BK
87-61-6	1,2,3-Trichlorobenzene	ND		ug/L	0.20	0.50	1	EPA 8260C	03/27/2014 08:59	03/27/2014 12:43	BK
96-18-4	1,2,3-Trichloropropane	ND		ug/L	0.20	0.50	1	EPA 8260C	03/27/2014 08:59	03/27/2014 12:43	BK
120-82-1	1,2,4-Trichlorobenzene	ND		ug/L	0.20	0.50	1	EPA 8260C	03/27/2014 08:59	03/27/2014 12:43	BK
95-63-6	1,2,4-Trimethylbenzene	ND		ug/L	0.20	0.50	1	EPA 8260C	03/27/2014 08:59	03/27/2014 12:43	BK
96-12-8	1,2-Dibromo-3-chloropropane	ND		ug/L	0.20	0.50	1	EPA 8260C	03/27/2014 08:59	03/27/2014 12:43	BK
106-93-4	1,2-Dibromoethane	ND		ug/L	0.20	0.50	1	EPA 8260C	03/27/2014 08:59	03/27/2014 12:43	BK
95-50-1	1,2-Dichlorobenzene	ND		ug/L	0.20	0.50	1	EPA 8260C	03/27/2014 08:59	03/27/2014 12:43	BK
107-06-2	1,2-Dichloroethane	ND		ug/L	0.20	0.50	1	EPA 8260C	03/27/2014 08:59	03/27/2014 12:43	BK
78-87-5	1,2-Dichloropropane	ND		ug/L	0.20	0.50	1	EPA 8260C	03/27/2014 08:59	03/27/2014 12:43	BK
108-67-8	1,3,5-Trimethylbenzene	ND		ug/L	0.20	0.50	1	EPA 8260C	03/27/2014 08:59	03/27/2014 12:43	BK
541-73-1	1,3-Dichlorobenzene	ND		ug/L	0.20	0.50	1	EPA 8260C	03/27/2014 08:59	03/27/2014 12:43	BK
142-28-9	1,3-Dichloropropane	ND		ug/L	0.20	0.50	1	EPA 8260C	03/27/2014 08:59	03/27/2014 12:43	BK
106-46-7	1,4-Dichlorobenzene	ND		ug/L	0.20	0.50	1	EPA 8260C	03/27/2014 08:59	03/27/2014 12:43	BK
594-20-7	2,2-Dichloropropane	ND		ug/L	0.20	0.50	1	EPA 8260C	03/27/2014 08:59	03/27/2014 12:43	BK
95-49-8	2-Chlorotoluene	ND		ug/L	0.20	0.50	1	EPA 8260C	03/27/2014 08:59	03/27/2014 12:43	BK
591-78-6	2-Hexanone	ND		ug/L	0.20	0.50	1	EPA 8260C	03/27/2014 08:59	03/27/2014 12:43	BK
106-43-4	4-Chlorotoluene	ND		ug/L	0.20	0.50	1	EPA 8260C	03/27/2014 08:59	03/27/2014 12:43	BK
67-64-1	Acetone	1.3	CCV-E, J	ug/L	1.0	2.0	1	EPA 8260C	03/27/2014 08:59	03/27/2014 12:43	BK
71-43-2	Benzene	ND		ug/L	0.20	0.50	1	EPA 8260C	03/27/2014 08:59	03/27/2014 12:43	BK
108-86-1	Bromobenzene	ND		ug/L	0.20	0.50	1	EPA 8260C	03/27/2014 08:59	03/27/2014 12:43	BK
74-97-5	Bromochloromethane	ND		ug/L	0.20	0.50	1	EPA 8260C	03/27/2014 08:59	03/27/2014 12:43	BK
75-27-4	Bromodichloromethane	ND		ug/L	0.20	0.50	1	EPA 8260C	03/27/2014 08:59	03/27/2014 12:43	BK
75-25-2	Bromoform	ND		ug/L	0.20	0.50	1	EPA 8260C	03/27/2014 08:59	03/27/2014 12:43	BK
74-83-9	Bromomethane	ND		ug/L	0.20	0.50	1	EPA 8260C	03/27/2014 08:59	03/27/2014 12:43	BK
56-23-5	Carbon tetrachloride	ND		ug/L	0.20	0.50	1	EPA 8260C	03/27/2014 08:59	03/27/2014 12:43	BK
108-90-7	Chlorobenzene	ND		ug/L	0.20	0.50	1	EPA 8260C	03/27/2014 08:59	03/27/2014 12:43	BK
75-00-3	Chloroethane	ND		ug/L	0.20	0.50	1	EPA 8260C	03/27/2014 08:59	03/27/2014 12:43	BK



Sample Information

Client Sample ID: WQ031814:1210NP2-10

York Sample ID: 14C0679-01

York Project (SDG) No.

Client Project ID

Matrix

Collection Date/Time

Date Received

14C0679

Rowe Industries

Water

March 18, 2014 12:10 pm

03/20/2014


Volatile Organics, 8260 List - Low Level

Log-in Notes:

Sample Notes:

Sample Prepared by Method: EPA 5030B

CAS No.	Parameter	Result	Flag	Units	MDL	RL	Dilution	Reference Method	Date/Time Prepared	Date/Time Analyzed	Analyst
67-66-3	Chloroform	ND		ug/L	0.20	0.50	1	EPA 8260C	03/27/2014 08:59	03/27/2014 12:43	BK
74-87-3	Chloromethane	ND		ug/L	0.20	0.50	1	EPA 8260C	03/27/2014 08:59	03/27/2014 12:43	BK
156-59-2	cis-1,2-Dichloroethylene	ND		ug/L	0.20	0.50	1	EPA 8260C	03/27/2014 08:59	03/27/2014 12:43	BK
10061-01-5	cis-1,3-Dichloropropylene	ND		ug/L	0.20	0.50	1	EPA 8260C	03/27/2014 08:59	03/27/2014 12:43	BK
124-48-1	Dibromochloromethane	ND		ug/L	0.20	0.50	1	EPA 8260C	03/27/2014 08:59	03/27/2014 12:43	BK
74-95-3	Dibromomethane	ND		ug/L	0.20	0.50	1	EPA 8260C	03/27/2014 08:59	03/27/2014 12:43	BK
75-71-8	Dichlorodifluoromethane	ND		ug/L	0.20	0.50	1	EPA 8260C	03/27/2014 08:59	03/27/2014 12:43	BK
100-41-4	Ethyl Benzene	ND		ug/L	0.20	0.50	1	EPA 8260C	03/27/2014 08:59	03/27/2014 12:43	BK
87-68-3	Hexachlorobutadiene	ND		ug/L	0.20	0.50	1	EPA 8260C	03/27/2014 08:59	03/27/2014 12:43	BK
98-82-8	Isopropylbenzene	ND		ug/L	0.20	0.50	1	EPA 8260C	03/27/2014 08:59	03/27/2014 12:43	BK
1634-04-4	Methyl tert-butyl ether (MTBE)	ND		ug/L	0.20	0.50	1	EPA 8260C	03/27/2014 08:59	03/27/2014 12:43	BK
75-09-2	Methylene chloride	ND		ug/L	1.0	2.0	1	EPA 8260C	03/27/2014 08:59	03/27/2014 12:43	BK
91-20-3	Naphthalene	ND		ug/L	1.0	2.0	1	EPA 8260C	03/27/2014 08:59	03/27/2014 12:43	BK
104-51-8	n-Butylbenzene	ND		ug/L	0.20	0.50	1	EPA 8260C	03/27/2014 08:59	03/27/2014 12:43	BK
103-65-1	n-Propylbenzene	ND		ug/L	0.20	0.50	1	EPA 8260C	03/27/2014 08:59	03/27/2014 12:43	BK
95-47-6	* o-Xylene	ND		ug/L	0.20	0.50	1	EPA 8260C	03/27/2014 08:59	03/27/2014 12:43	BK
179601-23-1	* p- & m- Xylenes	ND		ug/L	0.50	1.0	1	EPA 8260C	03/27/2014 08:59	03/27/2014 12:43	BK
99-87-6	p-Isopropyltoluene	ND		ug/L	0.20	0.50	1	EPA 8260C	03/27/2014 08:59	03/27/2014 12:43	BK
135-98-8	sec-Butylbenzene	ND		ug/L	0.20	0.50	1	EPA 8260C	03/27/2014 08:59	03/27/2014 12:43	BK
100-42-5	Styrene	ND		ug/L	0.20	0.50	1	EPA 8260C	03/27/2014 08:59	03/27/2014 12:43	BK
98-06-6	tert-Butylbenzene	ND		ug/L	0.20	0.50	1	EPA 8260C	03/27/2014 08:59	03/27/2014 12:43	BK
127-18-4	Tetrachloroethylene	ND		ug/L	0.20	0.50	1	EPA 8260C	03/27/2014 08:59	03/27/2014 12:43	BK
108-88-3	Toluene	ND		ug/L	0.20	0.50	1	EPA 8260C	03/27/2014 08:59	03/27/2014 12:43	BK
156-60-5	trans-1,2-Dichloroethylene	ND		ug/L	0.20	0.50	1	EPA 8260C	03/27/2014 08:59	03/27/2014 12:43	BK
10061-02-6	trans-1,3-Dichloropropylene	ND		ug/L	0.20	0.50	1	EPA 8260C	03/27/2014 08:59	03/27/2014 12:43	BK
79-01-6	Trichloroethylene	ND		ug/L	0.20	0.50	1	EPA 8260C	03/27/2014 08:59	03/27/2014 12:43	BK
75-69-4	Trichlorofluoromethane	ND		ug/L	0.20	0.50	1	EPA 8260C	03/27/2014 08:59	03/27/2014 12:43	BK
75-01-4	Vinyl Chloride	ND		ug/L	0.50	0.50	1	EPA 8260C	03/27/2014 08:59	03/27/2014 12:43	BK
1330-20-7	Xylenes, Total	ND		ug/L	0.60	1.5	1	EPA 8260C	03/27/2014 08:59	03/27/2014 12:43	BK
	Surrogate Recoveries	Result			Acceptance Range						
17060-07-0	Surrogate: 1,2-Dichloroethane-d4	98.6 %			81-123						
460-00-4	Surrogate: p-Bromofluorobenzene	99.1 %			70-128						
2037-26-5	Surrogate: Toluene-d8	100 %			88-114						



Sample Information

Client Sample ID: WQ031814:1210NP2-10

York Sample ID: 14C0679-01

York Project (SDG) No.

Client Project ID

Matrix

Collection Date/Time

Date Received

14C0679

Rowe Industries

Water

March 18, 2014 12:10 pm

03/20/2014

Iron by EPA 200.7

Log-in Notes:

Sample Notes:

Sample Prepared by Method: EPA 3010A

Table with 12 columns: CAS No., Parameter, Result, Flag, Units, MDL, RL, Dilution, Reference Method, Date/Time Prepared, Date/Time Analyzed, Analyst. Row 1: 7439-89-6, Iron, 1.02, mg/L, 0.0146, 0.0200, 1, EPA 200.7, 03/21/2014 13:40, 03/21/2014 18:57, MW

Iron, Dissolved by EPA 6010

Log-in Notes:

Sample Notes:

Sample Prepared by Method: EPA 3010A

Table with 12 columns: CAS No., Parameter, Result, Flag, Units, MDL, RL, Dilution, Reference Method, Date/Time Prepared, Date/Time Analyzed, Analyst. Row 1: 7439-89-6, Iron, 0.136, mg/L, 0.0200, 0.0200, 1, EPA 6010C, 03/21/2014 13:36, 03/21/2014 17:44, MW


Total Dissolved Solids

Log-in Notes:

Sample Notes:

Sample Prepared by Method: % Solids Prep

Table with 12 columns: CAS No., Parameter, Result, Flag, Units, MDL, RL, Dilution, Reference Method, Date/Time Prepared, Date/Time Analyzed, Analyst. Row 1: Total Dissolved Solids, 121, mg/L, 1.00, 1.00, 1, SM 2540C, 03/24/2014 06:47, 03/24/2014 18:00, ALD



Analytical Batch Summary

Batch ID: BC40897 **Preparation Method:** EPA 3010A **Prepared By:** MW

YORK Sample ID	Client Sample ID	Preparation Date
14C0677-01	WQ031814:1200NP-6	03/21/14
14C0677-02	WQ031814:1205NP-7	03/21/14
14C0679-01	WQ031814:1210NP2-10	03/21/14
BC40897-BLK1	Blank	03/21/14
BC40897-DUP1	Duplicate	03/21/14
BC40897-MS1	Matrix Spike	03/21/14
BC40897-SRM1	Reference	03/21/14

Batch ID: BC40898 **Preparation Method:** EPA 3010A **Prepared By:** MW

YORK Sample ID	Client Sample ID	Preparation Date
14C0677-01	WQ031814:1200NP-6	03/21/14
14C0677-02	WQ031814:1205NP-7	03/21/14
14C0679-01	WQ031814:1210NP2-10	03/21/14
BC40898-DUP1	Duplicate	03/21/14
BC40898-MS1	Matrix Spike	03/21/14
BC40898-SRM1	Reference	03/21/14

Batch ID: BC40912 **Preparation Method:** EPA 5030B **Prepared By:** BGS

YORK Sample ID	Client Sample ID	Preparation Date
14C0677-01	WQ031814:1200NP-6	03/21/14
BC40912-BLK1	Blank	03/21/14
BC40912-BS1	LCS	03/21/14
BC40912-BSD1	LCS Dup	03/21/14


Batch ID: BC40926 **Preparation Method:** % Solids Prep **Prepared By:** ALD

YORK Sample ID	Client Sample ID	Preparation Date
14C0679-01	WQ031814:1210NP2-10	03/24/14
BC40926-BLK1	Blank	03/24/14


Batch ID: BC40967 **Preparation Method:** EPA 5030B **Prepared By:** BGS

YORK Sample ID	Client Sample ID	Preparation Date
14C0677-02	WQ031814:1205NP-7	03/24/14
BC40967-BLK1	Blank	03/24/14
BC40967-BS1	LCS	03/24/14
BC40967-BSD1	LCS Dup	03/24/14

Batch ID: BC41164 **Preparation Method:** EPA 5030B **Prepared By:** BGS



YORK Sample ID	Client Sample ID	Preparation Date
14C0679-01	WQ031814:1210NP2-10	03/27/14
BC41164-BLK1	Blank	03/27/14
BC41164-BS1	LCS	03/27/14
BC41164-BSD1	LCS Dup	03/27/14



Volatile Organic Compounds by GC/MS - Quality Control Data
York Analytical Laboratories, Inc.


Analyte	Result	Reporting Limit	Units	Spike Level	Source* Result	%REC	%REC Limits	Flag	RPD	RPD Limit	Flag
---------	--------	-----------------	-------	-------------	----------------	------	-------------	------	-----	-----------	------

Batch BC40912 - EPA 5030B

Blank (BC40912-BLK1)

Prepared & Analyzed: 03/21/2014

1,1,1,2-Tetrachloroethane	ND	0.50	ug/L								
1,1,1-Trichloroethane	ND	0.50	"								
1,1,2,2-Tetrachloroethane	ND	0.50	"								
1,1,2-Trichloro-1,2,2-trifluoroethane (Freon 113)	ND	0.50	"								
1,1,2-Trichloroethane	ND	0.50	"								
1,1-Dichloroethane	ND	0.50	"								
1,1-Dichloroethylene	ND	0.50	"								
1,1-Dichloropropylene	ND	0.50	"								
1,2,3-Trichlorobenzene	ND	0.50	"								
1,2,3-Trichloropropane	ND	0.50	"								
1,2,4-Trichlorobenzene	ND	0.50	"								
1,2,4-Trimethylbenzene	ND	0.50	"								
1,2-Dibromo-3-chloropropane	ND	0.50	"								
1,2-Dibromoethane	ND	0.50	"								
1,2-Dichlorobenzene	ND	0.50	"								
1,2-Dichloroethane	ND	0.50	"								
1,2-Dichloropropane	ND	0.50	"								
1,3,5-Trimethylbenzene	ND	0.50	"								
1,3-Dichlorobenzene	ND	0.50	"								
1,3-Dichloropropane	ND	0.50	"								
1,4-Dichlorobenzene	ND	0.50	"								
2,2-Dichloropropane	ND	0.50	"								
2-Chlorotoluene	ND	0.50	"								
2-Hexanone	ND	0.50	"								
4-Chlorotoluene	ND	0.50	"								
Acetone	ND	2.0	"								
Benzene	ND	0.50	"								
Bromobenzene	ND	0.50	"								
Bromochloromethane	ND	0.50	"								
Bromodichloromethane	ND	0.50	"								
Bromoform	ND	0.50	"								
Bromomethane	ND	0.50	"								
Carbon tetrachloride	ND	0.50	"								
Chlorobenzene	ND	0.50	"								
Chloroethane	ND	0.50	"								
Chloroform	ND	0.50	"								
Chloromethane	ND	0.50	"								
cis-1,2-Dichloroethylene	ND	0.50	"								
cis-1,3-Dichloropropylene	ND	0.50	"								
Dibromochloromethane	ND	0.50	"								
Dibromomethane	ND	0.50	"								
Dichlorodifluoromethane	ND	0.50	"								
Ethyl Benzene	ND	0.50	"								
Hexachlorobutadiene	ND	0.50	"								
Isopropylbenzene	ND	0.50	"								
Methyl tert-butyl ether (MTBE)	ND	0.50	"								
Methylene chloride	ND	2.0	"								
Naphthalene	ND	2.0	"								
n-Butylbenzene	ND	0.50	"								
n-Propylbenzene	ND	0.50	"								
o-Xylene	ND	0.50	"								



Volatile Organic Compounds by GC/MS - Quality Control Data

York Analytical Laboratories, Inc.

Analyte	Result	Reporting Limit	Units	Spike Level	Source* Result	%REC	%REC Limits	Flag	RPD	RPD Limit	Flag
---------	--------	-----------------	-------	-------------	----------------	------	-------------	------	-----	-----------	------

Batch BC40912 - EPA 5030B

Blank (BC40912-BLK1)

Prepared & Analyzed: 03/21/2014

p- & m- Xylenes	ND	1.0	ug/L								
p-Isopropyltoluene	ND	0.50	"								
sec-Butylbenzene	ND	0.50	"								
Styrene	ND	0.50	"								
tert-Butylbenzene	ND	0.50	"								
Tetrachloroethylene	ND	0.50	"								
Toluene	ND	0.50	"								
trans-1,2-Dichloroethylene	ND	0.50	"								
trans-1,3-Dichloropropylene	ND	0.50	"								
Trichloroethylene	ND	0.50	"								
Trichlorofluoromethane	ND	0.50	"								
Vinyl Chloride	ND	0.50	"								
Xylenes, Total	ND	1.5	"								
<i>Surrogate: 1,2-Dichloroethane-d4</i>	12.5		"	10.0		125	81-123				
<i>Surrogate: p-Bromofluorobenzene</i>	8.96		"	10.0		89.6	70-128				
<i>Surrogate: Toluene-d8</i>	9.09		"	10.0		90.9	88-114				

LCS (BC40912-BS1)

Prepared & Analyzed: 03/21/2014

1,1,1,2-Tetrachloroethane	11.8		ug/L	10.0		118	85-118				
1,1,1-Trichloroethane	12.2		"	10.0		122	74-128				
1,1,2,2-Tetrachloroethane	9.37		"	10.0		93.7	71-130				
1,1,2-Trichloro-1,2,2-trifluoroethane (Freon 113)	11.5		"	10.0		115	51-157				
1,1,2-Trichloroethane	9.81		"	10.0		98.1	80-122				
1,1-Dichloroethane	10.6		"	10.0		106	70-131				
1,1-Dichloroethylene	10.8		"	10.0		108	60-143				
1,1-Dichloropropylene	12.3		"	10.0		123	78-122	High Bias			
1,2,3-Trichlorobenzene	10.3		"	10.0		103	68-140				
1,2,3-Trichloropropane	10.3		"	10.0		103	77-125				
1,2,4-Trichlorobenzene	11.0		"	10.0		110	65-143				
1,2,4-Trimethylbenzene	10.3		"	10.0		103	83-121				
1,2-Dibromo-3-chloropropane	9.15		"	10.0		91.5	60-146				
1,2-Dibromoethane	10.6		"	10.0		106	82-122				
1,2-Dichlorobenzene	11.0		"	10.0		110	85-115				
1,2-Dichloroethane	11.6		"	10.0		116	72-126				
1,2-Dichloropropane	9.40		"	10.0		94.0	78-119				
1,3,5-Trimethylbenzene	11.8		"	10.0		118	84-118				
1,3-Dichlorobenzene	10.9		"	10.0		109	83-117				
1,3-Dichloropropane	9.80		"	10.0		98.0	79-121				
1,4-Dichlorobenzene	10.8		"	10.0		108	83-118				
2,2-Dichloropropane	12.8		"	10.0		128	60-135				
2-Chlorotoluene	10.6		"	10.0		106	81-118				
2-Hexanone	7.05		"	10.0		70.5	50-151				
4-Chlorotoluene	10.5		"	10.0		105	81-117				
Acetone	6.56		"	10.0		65.6	21-172				
Benzene	11.6		"	10.0		116	82-120				
Bromobenzene	9.81		"	10.0		98.1	82-119				
Bromochloromethane	9.12		"	10.0		91.2	69-125				
Bromodichloromethane	9.45		"	10.0		94.5	84-117				
Bromoform	10.0		"	10.0		100	77-130				
Bromomethane	9.58		"	10.0		95.8	16-162				
Carbon tetrachloride	12.6		"	10.0		126	72-132				
Chlorobenzene	10.6		"	10.0		106	88-112				



Volatile Organic Compounds by GC/MS - Quality Control Data

York Analytical Laboratories, Inc.

Analyte	Result	Reporting Limit	Units	Spike Level	Source* Result	%REC	%REC Limits	Flag	RPD	RPD Limit	Flag
---------	--------	-----------------	-------	-------------	----------------	------	-------------	------	-----	-----------	------

Batch BC40912 - EPA 5030B

LCS (BC40912-BS1)

Prepared & Analyzed: 03/21/2014


Chloroethane	9.22		ug/L	10.0		92.2	29-172				
Chloroform	11.2		"	10.0		112	77-124				
Chloromethane	9.31		"	10.0		93.1	37-131				
cis-1,2-Dichloroethylene	10.8		"	10.0		108	77-124				
cis-1,3-Dichloropropylene	9.77		"	10.0		97.7	81-117				
Dibromochloromethane	11.3		"	10.0		113	72-131				
Dibromomethane	9.24		"	10.0		92.4	85-116				
Dichlorodifluoromethane	9.13		"	10.0		91.3	47-152				
Ethyl Benzene	10.8		"	10.0		108	86-114				
Hexachlorobutadiene	12.5		"	10.0		125	68-139				
Isopropylbenzene	9.91		"	10.0		99.1	84-118				
Methyl tert-butyl ether (MTBE)	10.1		"	10.0		101	49-156				
Methylene chloride	8.66		"	10.0		86.6	51-145				
Naphthalene	9.78		"	10.0		97.8	67-141				
n-Butylbenzene	10.7		"	10.0		107	76-125				
n-Propylbenzene	10.4		"	10.0		104	84-118				
o-Xylene	10.3		"	10.0		103	85-114				
p- & m- Xylenes	21.8		"	20.0		109	84-117				
p-Isopropyltoluene	10.6		"	10.0		106	84-121				
sec-Butylbenzene	10.4		"	10.0		104	85-119				
Styrene	10.5		"	10.0		105	77-126				
tert-Butylbenzene	10.6		"	10.0		106	83-119				
Tetrachloroethylene	11.4		"	10.0		114	75-129				
Toluene	10.0		"	10.0		100	86-113				
trans-1,2-Dichloroethylene	11.3		"	10.0		113	55-148				
trans-1,3-Dichloropropylene	10.3		"	10.0		103	77-120				
Trichloroethylene	11.0		"	10.0		110	85-115				
Trichlorofluoromethane	11.2		"	10.0		112	69-131				
Vinyl Chloride	9.70		"	10.0		97.0	44-152				
Surrogate: 1,2-Dichloroethane-d4	9.52		"	10.0		95.2	81-123				
Surrogate: p-Bromofluorobenzene	10.5		"	10.0		105	70-128				
Surrogate: Toluene-d8	9.00		"	10.0		90.0	88-114				



Volatile Organic Compounds by GC/MS - Quality Control Data

York Analytical Laboratories, Inc.

Analyte	Result	Reporting Limit	Units	Spike Level	Source* Result	%REC	%REC Limits	Flag	RPD	RPD Limit	Flag
Batch BC40912 - EPA 5030B											
LCS Dup (BC40912-BSD1)											
Prepared & Analyzed: 03/21/2014											
1,1,1,2-Tetrachloroethane	12.4		ug/L	10.0		124	85-118	High Bias	4.29	30	
1,1,1-Trichloroethane	14.8		"	10.0		148	74-128	High Bias	19.2	30	
1,1,2,2-Tetrachloroethane	8.86		"	10.0		88.6	71-130		5.60	30	
1,1,2-Trichloro-1,2,2-trifluoroethane (Freon 113)	12.9		"	10.0		129	51-157		11.7	30	
1,1,2-Trichloroethane	10.7		"	10.0		107	80-122		8.40	30	
1,1-Dichloroethane	12.1		"	10.0		121	70-131		12.5	30	
1,1-Dichloroethylene	11.6		"	10.0		116	60-143		7.85	30	
1,1-Dichloropropylene	13.1		"	10.0		131	78-122	High Bias	6.30	30	
1,2,3-Trichlorobenzene	9.77		"	10.0		97.7	68-140		5.57	30	
1,2,3-Trichloropropane	9.79		"	10.0		97.9	77-125		5.37	30	
1,2,4-Trichlorobenzene	10.2		"	10.0		102	65-143		7.54	30	
1,2,4-Trimethylbenzene	9.48		"	10.0		94.8	83-121		8.29	30	
1,2-Dibromo-3-chloropropane	9.53		"	10.0		95.3	60-146		4.07	30	
1,2-Dibromoethane	10.9		"	10.0		109	82-122		3.35	30	
1,2-Dichlorobenzene	10.2		"	10.0		102	85-115		7.45	30	
1,2-Dichloroethane	14.0		"	10.0		140	72-126	High Bias	18.8	30	
1,2-Dichloropropane	10.0		"	10.0		100	78-119		6.48	30	
1,3,5-Trimethylbenzene	9.40		"	10.0		94.0	84-118		23.1	30	
1,3-Dichlorobenzene	10.2		"	10.0		102	83-117		6.06	30	
1,3-Dichloropropane	10.5		"	10.0		105	79-121		7.18	30	
1,4-Dichlorobenzene	10.4		"	10.0		104	83-118		3.95	30	
2,2-Dichloropropane	14.0		"	10.0		140	60-135	High Bias	9.19	30	
2-Chlorotoluene	9.53		"	10.0		95.3	81-118		10.8	30	
2-Hexanone	8.56		"	10.0		85.6	50-151		19.3	30	
4-Chlorotoluene	9.72		"	10.0		97.2	81-117		7.62	30	
Acetone	7.99		"	10.0		79.9	21-172		19.7	30	
Benzene	12.3		"	10.0		123	82-120	High Bias	5.68	30	
Bromobenzene	9.27		"	10.0		92.7	82-119		5.66	30	
Bromochloromethane	10.9		"	10.0		109	69-125		18.1	30	
Bromodichloromethane	11.3		"	10.0		113	84-117		17.7	30	
Bromoform	10.2		"	10.0		102	77-130		1.68	30	
Bromomethane	9.53		"	10.0		95.3	16-162		0.523	30	
Carbon tetrachloride	14.2		"	10.0		142	72-132	High Bias	11.8	30	
Chlorobenzene	10.3		"	10.0		103	88-112		2.68	30	
Chloroethane	9.69		"	10.0		96.9	29-172		4.97	30	
Chloroform	13.4		"	10.0		134	77-124	High Bias	17.9	30	
Chloromethane	8.95		"	10.0		89.5	37-131		3.94	30	
cis-1,2-Dichloroethylene	12.6		"	10.0		126	77-124	High Bias	15.8	30	
cis-1,3-Dichloropropylene	10.5		"	10.0		105	81-117		7.39	30	
Dibromochloromethane	12.5		"	10.0		125	72-131		10.6	30	
Dibromomethane	10.8		"	10.0		108	85-116		15.8	30	
Dichlorodifluoromethane	9.21		"	10.0		92.1	47-152		0.872	30	
Ethyl Benzene	10.5		"	10.0		105	86-114		2.64	30	
Hexachlorobutadiene	11.4		"	10.0		114	68-139		9.79	30	
Isopropylbenzene	9.48		"	10.0		94.8	84-118		4.44	30	
Methyl tert-butyl ether (MTBE)	12.5		"	10.0		125	49-156		21.0	30	
Methylene chloride	9.48		"	10.0		94.8	51-145		9.04	30	
Naphthalene	9.16		"	10.0		91.6	67-141		6.55	30	
n-Butylbenzene	9.48		"	10.0		94.8	76-125		12.0	30	
n-Propylbenzene	9.87		"	10.0		98.7	84-118		5.13	30	
o-Xylene	10.4		"	10.0		104	85-114		1.25	30	



Volatile Organic Compounds by GC/MS - Quality Control Data
York Analytical Laboratories, Inc.

Analyte	Result	Reporting Limit	Units	Spike Level	Source* Result	%REC	%REC Limits	Flag	RPD	RPD Limit	Flag
---------	--------	-----------------	-------	-------------	----------------	------	-------------	------	-----	-----------	------

Batch BC40912 - EPA 5030B

LCS Dup (BC40912-BSD1)

Prepared & Analyzed: 03/21/2014

p- & m- Xylenes	21.2		ug/L	20.0		106	84-117		2.84	30	
p-Isopropyltoluene	10.1		"	10.0		101	84-121		4.85	30	
sec-Butylbenzene	9.78		"	10.0		97.8	85-119		6.14	30	
Styrene	10.4		"	10.0		104	77-126		0.382	30	
tert-Butylbenzene	10.0		"	10.0		100	83-119		6.01	30	
Tetrachloroethylene	11.4		"	10.0		114	75-129		0.438	30	
Toluene	10.2		"	10.0		102	86-113		1.38	30	
trans-1,2-Dichloroethylene	12.3		"	10.0		123	55-148		8.56	30	
trans-1,3-Dichloropropylene	11.2		"	10.0		112	77-120		8.29	30	
Trichloroethylene	11.7		"	10.0		117	85-115	High Bias	6.34	30	
Trichlorofluoromethane	13.0		"	10.0		130	69-131		14.8	30	
Vinyl Chloride	10.1		"	10.0		101	44-152		4.14	30	
<i>Surrogate: 1,2-Dichloroethane-d4</i>	<i>11.1</i>		<i>"</i>	<i>10.0</i>		<i>111</i>	<i>81-123</i>				
<i>Surrogate: p-Bromofluorobenzene</i>	<i>10.1</i>		<i>"</i>	<i>10.0</i>		<i>101</i>	<i>70-128</i>				
<i>Surrogate: Toluene-d8</i>	<i>9.25</i>		<i>"</i>	<i>10.0</i>		<i>92.5</i>	<i>88-114</i>				

Batch BC40967 - EPA 5030B

Blank (BC40967-BLK1)

Prepared & Analyzed: 03/24/2014

1,1,1,2-Tetrachloroethane	ND	0.50	ug/L								
1,1,1-Trichloroethane	ND	0.50	"								
1,1,2,2-Tetrachloroethane	ND	0.50	"								
1,1,2-Trichloro-1,2,2-trifluoroethane (Freon 113)	ND	0.50	"								
1,1,2-Trichloroethane	ND	0.50	"								
1,1-Dichloroethane	ND	0.50	"								
1,1-Dichloroethylene	ND	0.50	"								
1,1-Dichloropropylene	ND	0.50	"								
1,2,3-Trichlorobenzene	ND	0.50	"								
1,2,3-Trichloropropane	ND	0.50	"								
1,2,4-Trichlorobenzene	0.21	0.50	"								
1,2,4-Trimethylbenzene	ND	0.50	"								
1,2-Dibromo-3-chloropropane	ND	0.50	"								
1,2-Dibromoethane	ND	0.50	"								
1,2-Dichlorobenzene	ND	0.50	"								
1,2-Dichloroethane	ND	0.50	"								
1,2-Dichloropropane	ND	0.50	"								
1,3,5-Trimethylbenzene	ND	0.50	"								
1,3-Dichlorobenzene	ND	0.50	"								
1,3-Dichloropropane	ND	0.50	"								
1,4-Dichlorobenzene	ND	0.50	"								
2,2-Dichloropropane	ND	0.50	"								
2-Chlorotoluene	ND	0.50	"								
2-Hexanone	0.35	0.50	"								
4-Chlorotoluene	ND	0.50	"								
Acetone	1.2	2.0	"								
Benzene	ND	0.50	"								
Bromobenzene	ND	0.50	"								
Bromochloromethane	ND	0.50	"								
Bromodichloromethane	ND	0.50	"								
Bromoform	ND	0.50	"								
Bromomethane	ND	0.50	"								
Carbon tetrachloride	ND	0.50	"								



Volatile Organic Compounds by GC/MS - Quality Control Data

York Analytical Laboratories, Inc.

Analyte	Result	Reporting Limit	Units	Spike Level	Source* Result	%REC	%REC Limits	Flag	RPD	RPD Limit	Flag
---------	--------	-----------------	-------	-------------	----------------	------	-------------	------	-----	-----------	------

Batch BC40967 - EPA 5030B

Blank (BC40967-BLK1)

Prepared & Analyzed: 03/24/2014

Chlorobenzene	ND	0.50	ug/L								
Chloroethane	ND	0.50	"								
Chloroform	ND	0.50	"								
Chloromethane	ND	0.50	"								
cis-1,2-Dichloroethylene	ND	0.50	"								
cis-1,3-Dichloropropylene	ND	0.50	"								
Dibromochloromethane	ND	0.50	"								
Dibromomethane	ND	0.50	"								
Dichlorodifluoromethane	ND	0.50	"								
Ethyl Benzene	ND	0.50	"								
Hexachlorobutadiene	ND	0.50	"								
Isopropylbenzene	ND	0.50	"								
Methyl tert-butyl ether (MTBE)	ND	0.50	"								
Methylene chloride	ND	2.0	"								
Naphthalene	1.4	2.0	"								
n-Butylbenzene	ND	0.50	"								
n-Propylbenzene	ND	0.50	"								
o-Xylene	ND	0.50	"								
p- & m- Xylenes	ND	1.0	"								
p-Isopropyltoluene	ND	0.50	"								
sec-Butylbenzene	ND	0.50	"								
Styrene	ND	0.50	"								
tert-Butylbenzene	ND	0.50	"								
Tetrachloroethylene	ND	0.50	"								
Toluene	ND	0.50	"								
trans-1,2-Dichloroethylene	ND	0.50	"								
trans-1,3-Dichloropropylene	ND	0.50	"								
Trichloroethylene	ND	0.50	"								
Trichlorofluoromethane	ND	0.50	"								
Vinyl Chloride	ND	0.50	"								
Xylenes, Total	ND	1.5	"								
<hr/>											
Surrogate: 1,2-Dichloroethane-d4	10.6		"	10.0		106	81-123				
Surrogate: p-Bromofluorobenzene	9.51		"	10.0		95.1	70-128				
Surrogate: Toluene-d8	9.43		"	10.0		94.3	88-114				



Volatile Organic Compounds by GC/MS - Quality Control Data

York Analytical Laboratories, Inc.


Analyte	Result	Reporting	Spike	Source*	%REC	%REC	Limits	Flag	RPD	RPD	
		Limit								Units	Level

Batch BC40967 - EPA 5030B

LCS (BC40967-BS1)

Prepared & Analyzed: 03/24/2014

1,1,1,2-Tetrachloroethane	10.9		ug/L	10.0		109	85-118				
1,1,1-Trichloroethane	10.7		"	10.0		107	74-128				
1,1,2,2-Tetrachloroethane	10.3		"	10.0		103	71-130				
1,1,2-Trichloro-1,2,2-trifluoroethane (Freon 113)	10.4		"	10.0		104	51-157				
1,1,2-Trichloroethane	10.0		"	10.0		100	80-122				
1,1-Dichloroethane	10.5		"	10.0		105	70-131				
1,1-Dichloroethylene	9.97		"	10.0		99.7	60-143				
1,1-Dichloropropylene	10.4		"	10.0		104	78-122				
1,2,3-Trichlorobenzene	10.8		"	10.0		108	68-140				
1,2,3-Trichloropropane	10.8		"	10.0		108	77-125				
1,2,4-Trichlorobenzene	10.6		"	10.0		106	65-143				
1,2,4-Trimethylbenzene	9.88		"	10.0		98.8	83-121				
1,2-Dibromo-3-chloropropane	11.9		"	10.0		119	60-146				
1,2-Dibromoethane	11.0		"	10.0		110	82-122				
1,2-Dichlorobenzene	10.2		"	10.0		102	85-115				
1,2-Dichloroethane	11.4		"	10.0		114	72-126				
1,2-Dichloropropane	9.85		"	10.0		98.5	78-119				
1,3,5-Trimethylbenzene	10.9		"	10.0		109	84-118				
1,3-Dichlorobenzene	10.1		"	10.0		101	83-117				
1,3-Dichloropropane	10.6		"	10.0		106	79-121				
1,4-Dichlorobenzene	10.1		"	10.0		101	83-118				
2,2-Dichloropropane	11.1		"	10.0		111	60-135				
2-Chlorotoluene	9.51		"	10.0		95.1	81-118				
2-Hexanone	11.9		"	10.0		119	50-151				
4-Chlorotoluene	9.55		"	10.0		95.5	81-117				
Acetone	7.54		"	10.0		75.4	21-172				
Benzene	10.7		"	10.0		107	82-120				
Bromobenzene	10.1		"	10.0		101	82-119				
Bromochloromethane	11.0		"	10.0		110	69-125				
Bromodichloromethane	10.4		"	10.0		104	84-117				
Bromoform	12.4		"	10.0		124	77-130				
Bromomethane	9.69		"	10.0		96.9	16-162				
Carbon tetrachloride	11.0		"	10.0		110	72-132				
Chlorobenzene	10.3		"	10.0		103	88-112				
Chloroethane	9.76		"	10.0		97.6	29-172				
Chloroform	10.8		"	10.0		108	77-124				
Chloromethane	9.07		"	10.0		90.7	37-131				
cis-1,2-Dichloroethylene	10.7		"	10.0		107	77-124				
cis-1,3-Dichloropropylene	10.3		"	10.0		103	81-117				
Dibromochloromethane	11.4		"	10.0		114	72-131				
Dibromomethane	10.7		"	10.0		107	85-116				
Dichlorodifluoromethane	8.72		"	10.0		87.2	47-152				
Ethyl Benzene	10.1		"	10.0		101	86-114				
Hexachlorobutadiene	10.2		"	10.0		102	68-139				
Isopropylbenzene	9.53		"	10.0		95.3	84-118				
Methyl tert-butyl ether (MTBE)	11.4		"	10.0		114	49-156				
Methylene chloride	10.7		"	10.0		107	51-145				
Naphthalene	10.8		"	10.0		108	67-141				
n-Butylbenzene	9.62		"	10.0		96.2	76-125				
n-Propylbenzene	9.50		"	10.0		95.0	84-118				
o-Xylene	10.2		"	10.0		102	85-114				



Volatile Organic Compounds by GC/MS - Quality Control Data

York Analytical Laboratories, Inc.

Analyte	Result	Reporting Limit	Units	Spike Level	Source* Result	%REC	%REC Limits	Flag	RPD	RPD Limit	Flag
---------	--------	-----------------	-------	-------------	----------------	------	-------------	------	-----	-----------	------

Batch BC40967 - EPA 5030B

LCS (BC40967-BS1)


Prepared & Analyzed: 03/24/2014

p- & m- Xylenes	20.5		ug/L	20.0		102	84-117				
p-Isopropyltoluene	9.87		"	10.0		98.7	84-121				
sec-Butylbenzene	9.67		"	10.0		96.7	85-119				
Styrene	10.2		"	10.0		102	77-126				
tert-Butylbenzene	9.75		"	10.0		97.5	83-119				
Tetrachloroethylene	10.6		"	10.0		106	75-129				
Toluene	10.0		"	10.0		100	86-113				
trans-1,2-Dichloroethylene	10.1		"	10.0		101	55-148				
trans-1,3-Dichloropropylene	10.8		"	10.0		108	77-120				
Trichloroethylene	9.96		"	10.0		99.6	85-115				
Trichlorofluoromethane	10.0		"	10.0		100	69-131				
Vinyl Chloride	9.39		"	10.0		93.9	44-152				
<i>Surrogate: 1,2-Dichloroethane-d4</i>	<i>10.5</i>		<i>"</i>	<i>10.0</i>		<i>105</i>	<i>81-123</i>				
<i>Surrogate: p-Bromofluorobenzene</i>	<i>9.53</i>		<i>"</i>	<i>10.0</i>		<i>95.3</i>	<i>70-128</i>				
<i>Surrogate: Toluene-d8</i>	<i>9.35</i>		<i>"</i>	<i>10.0</i>		<i>93.5</i>	<i>88-114</i>				

LCS Dup (BC40967-BSD1)

Prepared & Analyzed: 03/24/2014

1,1,1,2-Tetrachloroethane	10.9		ug/L	10.0		109	85-118		0.458	30	
1,1,1-Trichloroethane	10.6		"	10.0		106	74-128		0.750	30	
1,1,2,2-Tetrachloroethane	10.3		"	10.0		103	71-130		0.291	30	
1,1,2-Trichloro-1,2,2-trifluoroethane (Freon 113)	10.6		"	10.0		106	51-157		1.71	30	
1,1,2-Trichloroethane	10.1		"	10.0		101	80-122		0.497	30	
1,1-Dichloroethane	10.5		"	10.0		105	70-131		0.191	30	
1,1-Dichloroethylene	10.0		"	10.0		100	60-143		0.500	30	
1,1-Dichloropropylene	10.4		"	10.0		104	78-122		0.192	30	
1,2,3-Trichlorobenzene	10.7		"	10.0		107	68-140		0.0931	30	
1,2,3-Trichloropropane	10.8		"	10.0		108	77-125		0.462	30	
1,2,4-Trichlorobenzene	10.6		"	10.0		106	65-143		0.566	30	
1,2,4-Trimethylbenzene	10.0		"	10.0		100	83-121		1.41	30	
1,2-Dibromo-3-chloropropane	12.1		"	10.0		121	60-146		1.42	30	
1,2-Dibromoethane	11.0		"	10.0		110	82-122		0.636	30	
1,2-Dichlorobenzene	10.2		"	10.0		102	85-115		0.00	30	
1,2-Dichloroethane	11.6		"	10.0		116	72-126		1.83	30	
1,2-Dichloropropane	9.77		"	10.0		97.7	78-119		0.815	30	
1,3,5-Trimethylbenzene	11.0		"	10.0		110	84-118		0.915	30	
1,3-Dichlorobenzene	10.3		"	10.0		103	83-117		1.77	30	
1,3-Dichloropropane	10.5		"	10.0		105	79-121		0.665	30	
1,4-Dichlorobenzene	10.2		"	10.0		102	83-118		0.295	30	
2,2-Dichloropropane	11.1		"	10.0		111	60-135		0.00	30	
2-Chlorotoluene	9.59		"	10.0		95.9	81-118		0.838	30	
2-Hexanone	11.9		"	10.0		119	50-151		0.336	30	
4-Chlorotoluene	9.62		"	10.0		96.2	81-117		0.730	30	
Acetone	4.15		"	10.0		41.5	21-172		58.0	30	Non-dir.
Benzene	10.7		"	10.0		107	82-120		0.187	30	
Bromobenzene	9.92		"	10.0		99.2	82-119		1.40	30	
Bromochloromethane	11.0		"	10.0		110	69-125		0.909	30	
Bromodichloromethane	10.6		"	10.0		106	84-117		1.82	30	
Bromoform	12.3		"	10.0		123	77-130		0.810	30	
Bromomethane	9.34		"	10.0		93.4	16-162		3.68	30	
Carbon tetrachloride	11.1		"	10.0		111	72-132		0.993	30	
Chlorobenzene	10.3		"	10.0		103	88-112		0.291	30	
Chloroethane	9.59		"	10.0		95.9	29-172		1.76	30	



Volatile Organic Compounds by GC/MS - Quality Control Data

York Analytical Laboratories, Inc.


Analyte	Result	Reporting Limit	Units	Spike Level	Source* Result	%REC	%REC Limits	Flag	RPD	RPD Limit	Flag
---------	--------	-----------------	-------	-------------	----------------	------	-------------	------	-----	-----------	------

Batch BC40967 - EPA 5030B

LCS Dup (BC40967-BSD1)

Prepared & Analyzed: 03/24/2014

Chloroform	10.8		ug/L	10.0		108	77-124		0.277	30	
Chloromethane	9.00		"	10.0		90.0	37-131		0.775	30	
cis-1,2-Dichloroethylene	10.6		"	10.0		106	77-124		0.188	30	
cis-1,3-Dichloropropylene	10.4		"	10.0		104	81-117		0.675	30	
Dibromochloromethane	11.4		"	10.0		114	72-131		0.00	30	
Dibromomethane	10.8		"	10.0		108	85-116		1.21	30	
Dichlorodifluoromethane	8.63		"	10.0		86.3	47-152		1.04	30	
Ethyl Benzene	10.2		"	10.0		102	86-114		0.691	30	
Hexachlorobutadiene	10.3		"	10.0		103	68-139		1.18	30	
Isopropylbenzene	9.58		"	10.0		95.8	84-118		0.523	30	
Methyl tert-butyl ether (MTBE)	11.4		"	10.0		114	49-156		0.0876	30	
Methylene chloride	10.7		"	10.0		107	51-145		0.560	30	
Naphthalene	10.7		"	10.0		107	67-141		0.839	30	
n-Butylbenzene	9.70		"	10.0		97.0	76-125		0.828	30	
n-Propylbenzene	9.54		"	10.0		95.4	84-118		0.420	30	
o-Xylene	10.3		"	10.0		103	85-114		0.391	30	
p- & m- Xylenes	20.6		"	20.0		103	84-117		0.487	30	
p-Isopropyltoluene	9.85		"	10.0		98.5	84-121		0.203	30	
sec-Butylbenzene	9.65		"	10.0		96.5	85-119		0.207	30	
Styrene	10.3		"	10.0		103	77-126		0.391	30	
tert-Butylbenzene	9.82		"	10.0		98.2	83-119		0.715	30	
Tetrachloroethylene	10.5		"	10.0		105	75-129		1.52	30	
Toluene	10.0		"	10.0		100	86-113		0.199	30	
trans-1,2-Dichloroethylene	10.3		"	10.0		103	55-148		1.47	30	
trans-1,3-Dichloropropylene	10.8		"	10.0		108	77-120		0.278	30	
Trichloroethylene	9.73		"	10.0		97.3	85-115		2.34	30	
Trichlorofluoromethane	10.1		"	10.0		101	69-131		1.09	30	
Vinyl Chloride	9.31		"	10.0		93.1	44-152		0.856	30	
<i>Surrogate: 1,2-Dichloroethane-d4</i>	<i>10.9</i>		<i>"</i>	<i>10.0</i>		<i>109</i>	<i>81-123</i>				
<i>Surrogate: p-Bromofluorobenzene</i>	<i>9.47</i>		<i>"</i>	<i>10.0</i>		<i>94.7</i>	<i>70-128</i>				
<i>Surrogate: Toluene-d8</i>	<i>9.51</i>		<i>"</i>	<i>10.0</i>		<i>95.1</i>	<i>88-114</i>				



Volatile Organic Compounds by GC/MS - Quality Control Data

York Analytical Laboratories, Inc.


Analyte	Result	Reporting Limit	Units	Spike Level	Source* Result	%REC	%REC Limits	Flag	RPD	RPD Limit	Flag
---------	--------	-----------------	-------	-------------	----------------	------	-------------	------	-----	-----------	------

Batch BC41164 - EPA 5030B

Blank (BC41164-BLK1)

Prepared & Analyzed: 03/27/2014

1,1,1,2-Tetrachloroethane	ND	0.50	ug/L
1,1,1-Trichloroethane	ND	0.50	"
1,1,2,2-Tetrachloroethane	ND	0.50	"
1,1,2-Trichloro-1,2,2-trifluoroethane (Freon 113)	ND	0.50	"
1,1,2-Trichloroethane	ND	0.50	"
1,1-Dichloroethane	ND	0.50	"
1,1-Dichloroethylene	ND	0.50	"
1,1-Dichloropropylene	ND	0.50	"
1,2,3-Trichlorobenzene	ND	0.50	"
1,2,3-Trichloropropane	ND	0.50	"
1,2,4-Trichlorobenzene	ND	0.50	"
1,2,4-Trimethylbenzene	ND	0.50	"
1,2-Dibromo-3-chloropropane	ND	0.50	"
1,2-Dibromoethane	ND	0.50	"
1,2-Dichlorobenzene	ND	0.50	"
1,2-Dichloroethane	ND	0.50	"
1,2-Dichloropropane	ND	0.50	"
1,3,5-Trimethylbenzene	ND	0.50	"
1,3-Dichlorobenzene	ND	0.50	"
1,3-Dichloropropane	ND	0.50	"
1,4-Dichlorobenzene	ND	0.50	"
2,2-Dichloropropane	ND	0.50	"
2-Chlorotoluene	ND	0.50	"
2-Hexanone	ND	0.50	"
4-Chlorotoluene	ND	0.50	"
Acetone	ND	2.0	"
Benzene	ND	0.50	"
Bromobenzene	ND	0.50	"
Bromochloromethane	ND	0.50	"
Bromodichloromethane	ND	0.50	"
Bromoform	ND	0.50	"
Bromomethane	ND	0.50	"
Carbon tetrachloride	ND	0.50	"
Chlorobenzene	ND	0.50	"
Chloroethane	ND	0.50	"
Chloroform	ND	0.50	"
Chloromethane	ND	0.50	"
cis-1,2-Dichloroethylene	ND	0.50	"
cis-1,3-Dichloropropylene	ND	0.50	"
Dibromochloromethane	ND	0.50	"
Dibromomethane	ND	0.50	"
Dichlorodifluoromethane	ND	0.50	"
Ethyl Benzene	ND	0.50	"
Hexachlorobutadiene	ND	0.50	"
Isopropylbenzene	ND	0.50	"
Methyl tert-butyl ether (MTBE)	ND	0.50	"
Methylene chloride	ND	2.0	"
Naphthalene	ND	2.0	"
n-Butylbenzene	ND	0.50	"
n-Propylbenzene	ND	0.50	"
o-Xylene	ND	0.50	"



Volatile Organic Compounds by GC/MS - Quality Control Data

York Analytical Laboratories, Inc.

Analyte	Result	Reporting Limit	Units	Spike Level	Source* Result	%REC	%REC Limits	Flag	RPD	RPD Limit	Flag
---------	--------	-----------------	-------	-------------	----------------	------	-------------	------	-----	-----------	------

Batch BC41164 - EPA 5030B

Blank (BC41164-BLK1)

Prepared & Analyzed: 03/27/2014

p- & m- Xylenes	ND	1.0	ug/L								
p-Isopropyltoluene	ND	0.50	"								
sec-Butylbenzene	ND	0.50	"								
Styrene	ND	0.50	"								
tert-Butylbenzene	ND	0.50	"								
Tetrachloroethylene	ND	0.50	"								
Toluene	ND	0.50	"								
trans-1,2-Dichloroethylene	ND	0.50	"								
trans-1,3-Dichloropropylene	ND	0.50	"								
Trichloroethylene	ND	0.50	"								
Trichlorofluoromethane	ND	0.50	"								
Vinyl Chloride	ND	0.50	"								
Xylenes, Total	ND	1.5	"								
<i>Surrogate: 1,2-Dichloroethane-d4</i>	<i>11.8</i>		<i>"</i>	<i>10.0</i>		<i>118</i>	<i>81-123</i>				
<i>Surrogate: p-Bromofluorobenzene</i>	<i>9.96</i>		<i>"</i>	<i>10.0</i>		<i>99.6</i>	<i>70-128</i>				
<i>Surrogate: Toluene-d8</i>	<i>9.84</i>		<i>"</i>	<i>10.0</i>		<i>98.4</i>	<i>88-114</i>				

LCS (BC41164-BS1)

Prepared & Analyzed: 03/27/2014

1,1,1,2-Tetrachloroethane	10.8		ug/L	10.0		108	85-118				
1,1,1-Trichloroethane	11.2		"	10.0		112	74-128				
1,1,2,2-Tetrachloroethane	10.4		"	10.0		104	71-130				
1,1,2-Trichloro-1,2,2-trifluoroethane (Freon 113)	9.90		"	10.0		99.0	51-157				
1,1,2-Trichloroethane	10.8		"	10.0		108	80-122				
1,1-Dichloroethane	10.9		"	10.0		109	70-131				
1,1-Dichloroethylene	10.9		"	10.0		109	60-143				
1,1-Dichloropropylene	10.9		"	10.0		109	78-122				
1,2,3-Trichlorobenzene	9.36		"	10.0		93.6	68-140				
1,2,3-Trichloropropane	10.9		"	10.0		109	77-125				
1,2,4-Trichlorobenzene	9.67		"	10.0		96.7	65-143				
1,2,4-Trimethylbenzene	11.0		"	10.0		110	83-121				
1,2-Dibromo-3-chloropropane	10.5		"	10.0		105	60-146				
1,2-Dibromoethane	10.9		"	10.0		109	82-122				
1,2-Dichlorobenzene	10.3		"	10.0		103	85-115				
1,2-Dichloroethane	10.8		"	10.0		108	72-126				
1,2-Dichloropropane	10.9		"	10.0		109	78-119				
1,3,5-Trimethylbenzene	10.8		"	10.0		108	84-118				
1,3-Dichlorobenzene	10.6		"	10.0		106	83-117				
1,3-Dichloropropane	10.6		"	10.0		106	79-121				
1,4-Dichlorobenzene	10.4		"	10.0		104	83-118				
2,2-Dichloropropane	11.5		"	10.0		115	60-135				
2-Chlorotoluene	10.8		"	10.0		108	81-118				
2-Hexanone	10.0		"	10.0		100	50-151				
4-Chlorotoluene	10.9		"	10.0		109	81-117				
Acetone	8.12		"	10.0		81.2	21-172				
Benzene	10.4		"	10.0		104	82-120				
Bromobenzene	10.6		"	10.0		106	82-119				
Bromochloromethane	13.3		"	10.0		133	69-125	High Bias			
Bromodichloromethane	11.3		"	10.0		113	84-117				
Bromoform	10.8		"	10.0		108	77-130				
Bromomethane	12.1		"	10.0		121	16-162				
Carbon tetrachloride	11.2		"	10.0		112	72-132				
Chlorobenzene	10.7		"	10.0		107	88-112				



Volatile Organic Compounds by GC/MS - Quality Control Data

York Analytical Laboratories, Inc.


Analyte	Result	Reporting	Units	Spike	Source*	%REC	%REC	Limits	Flag	RPD	RPD	Limit	Flag
		Limit			Result					Limit			

Batch BC41164 - EPA 5030B

LCS (BC41164-BS1)

Prepared & Analyzed: 03/27/2014

Chloroethane	8.60		ug/L	10.0		86.0	29-172						
Chloroform	11.0		"	10.0		110	77-124						
Chloromethane	11.5		"	10.0		115	37-131						
cis-1,2-Dichloroethylene	11.0		"	10.0		110	77-124						
cis-1,3-Dichloropropylene	11.3		"	10.0		113	81-117						
Dibromochloromethane	11.2		"	10.0		112	72-131						
Dibromomethane	11.2		"	10.0		112	85-116						
Dichlorodifluoromethane	9.57		"	10.0		95.7	47-152						
Ethyl Benzene	11.1		"	10.0		111	86-114						
Hexachlorobutadiene	9.73		"	10.0		97.3	68-139						
Isopropylbenzene	11.1		"	10.0		111	84-118						
Methyl tert-butyl ether (MTBE)	9.87		"	10.0		98.7	49-156						
Methylene chloride	8.44		"	10.0		84.4	51-145						
Naphthalene	9.52		"	10.0		95.2	67-141						
n-Butylbenzene	10.8		"	10.0		108	76-125						
n-Propylbenzene	11.1		"	10.0		111	84-118						
o-Xylene	11.0		"	10.0		110	85-114						
p- & m- Xylenes	22.8		"	20.0		114	84-117						
p-Isopropyltoluene	11.1		"	10.0		111	84-121						
sec-Butylbenzene	11.1		"	10.0		111	85-119						
Styrene	11.0		"	10.0		110	77-126						
tert-Butylbenzene	11.1		"	10.0		111	83-119						
Tetrachloroethylene	10.4		"	10.0		104	75-129						
Toluene	10.9		"	10.0		109	86-113						
trans-1,2-Dichloroethylene	10.8		"	10.0		108	55-148						
trans-1,3-Dichloropropylene	11.3		"	10.0		113	77-120						
Trichloroethylene	11.2		"	10.0		112	85-115						
Trichlorofluoromethane	10.5		"	10.0		105	69-131						
Vinyl Chloride	10.1		"	10.0		101	44-152						
<i>Surrogate: 1,2-Dichloroethane-d4</i>	<i>9.88</i>		<i>"</i>	<i>10.0</i>		<i>98.8</i>	<i>81-123</i>						
<i>Surrogate: p-Bromofluorobenzene</i>	<i>9.78</i>		<i>"</i>	<i>10.0</i>		<i>97.8</i>	<i>70-128</i>						
<i>Surrogate: Toluene-d8</i>	<i>10.3</i>		<i>"</i>	<i>10.0</i>		<i>103</i>	<i>88-114</i>						



Volatile Organic Compounds by GC/MS - Quality Control Data

York Analytical Laboratories, Inc.

Analyte	Result	Reporting Limit	Units	Spike Level	Source* Result	%REC	%REC Limits	Flag	RPD	RPD Limit	Flag
Batch BC41164 - EPA 5030B											
LCS Dup (BC41164-BSD1)											
Prepared & Analyzed: 03/27/2014											
1,1,1,2-Tetrachloroethane	10.7		ug/L	10.0		107	85-118		1.49	30	
1,1,1-Trichloroethane	10.9		"	10.0		109	74-128		2.99	30	
1,1,2,2-Tetrachloroethane	11.7		"	10.0		117	71-130		11.8	30	
1,1,2-Trichloro-1,2,2-trifluoroethane (Freon 113)	9.38		"	10.0		93.8	51-157		5.39	30	
1,1,2-Trichloroethane	11.4		"	10.0		114	80-122		4.87	30	
1,1-Dichloroethane	10.9		"	10.0		109	70-131		0.00	30	
1,1-Dichloroethylene	10.4		"	10.0		104	60-143		4.42	30	
1,1-Dichloropropylene	10.5		"	10.0		105	78-122		3.82	30	
1,2,3-Trichlorobenzene	9.90		"	10.0		99.0	68-140		5.61	30	
1,2,3-Trichloropropane	11.8		"	10.0		118	77-125		8.20	30	
1,2,4-Trichlorobenzene	10.0		"	10.0		100	65-143		3.56	30	
1,2,4-Trimethylbenzene	10.6		"	10.0		106	83-121		3.60	30	
1,2-Dibromo-3-chloropropane	12.4		"	10.0		124	60-146		16.0	30	
1,2-Dibromoethane	11.6		"	10.0		116	82-122		6.33	30	
1,2-Dichlorobenzene	10.4		"	10.0		104	85-115		1.35	30	
1,2-Dichloroethane	11.7		"	10.0		117	72-126		7.65	30	
1,2-Dichloropropane	10.7		"	10.0		107	78-119		1.39	30	
1,3,5-Trimethylbenzene	10.6		"	10.0		106	84-118		2.34	30	
1,3-Dichlorobenzene	10.3		"	10.0		103	83-117		2.77	30	
1,3-Dichloropropane	11.1		"	10.0		111	79-121		4.87	30	
1,4-Dichlorobenzene	10.3		"	10.0		103	83-118		1.35	30	
2,2-Dichloropropane	11.0		"	10.0		110	60-135		4.71	30	
2-Chlorotoluene	10.6		"	10.0		106	81-118		2.05	30	
2-Hexanone	12.1		"	10.0		121	50-151		19.0	30	
4-Chlorotoluene	10.5		"	10.0		105	81-117		4.12	30	
Acetone	9.26		"	10.0		92.6	21-172		13.1	30	
Benzene	10.4		"	10.0		104	82-120		0.576	30	
Bromobenzene	10.8		"	10.0		108	82-119		1.22	30	
Bromochloromethane	11.8		"	10.0		118	69-125		11.7	30	
Bromodichloromethane	11.5		"	10.0		115	84-117		1.40	30	
Bromoform	11.9		"	10.0		119	77-130		9.44	30	
Bromomethane	11.4		"	10.0		114	16-162		5.95	30	
Carbon tetrachloride	10.9		"	10.0		109	72-132		2.53	30	
Chlorobenzene	10.6		"	10.0		106	88-112		1.41	30	
Chloroethane	8.85		"	10.0		88.5	29-172		2.87	30	
Chloroform	11.2		"	10.0		112	77-124		1.26	30	
Chloromethane	11.4		"	10.0		114	37-131		0.960	30	
cis-1,2-Dichloroethylene	10.9		"	10.0		109	77-124		1.10	30	
cis-1,3-Dichloropropylene	11.3		"	10.0		113	81-117		0.266	30	
Dibromochloromethane	11.9		"	10.0		119	72-131		5.89	30	
Dibromomethane	11.9		"	10.0		119	85-116	High Bias	5.79	30	
Dichlorodifluoromethane	9.07		"	10.0		90.7	47-152		5.36	30	
Ethyl Benzene	10.6		"	10.0		106	86-114		4.61	30	
Hexachlorobutadiene	9.59		"	10.0		95.9	68-139		1.45	30	
Isopropylbenzene	10.5		"	10.0		105	84-118		5.36	30	
Methyl tert-butyl ether (MTBE)	10.9		"	10.0		109	49-156		9.83	30	
Methylene chloride	8.04		"	10.0		80.4	51-145		4.85	30	
Naphthalene	10.7		"	10.0		107	67-141		11.7	30	
n-Butylbenzene	10.3		"	10.0		103	76-125		4.66	30	
n-Propylbenzene	10.5		"	10.0		105	84-118		5.82	30	
o-Xylene	10.7		"	10.0		107	85-114		3.03	30	



Volatile Organic Compounds by GC/MS - Quality Control Data

York Analytical Laboratories, Inc.

Analyte	Result	Reporting	Units	Spike	Source*	%REC	%REC	Limits	Flag	RPD	RPD	Limit	Flag
		Limit			Result					Limit			

Batch BC41164 - EPA 5030B

LCS Dup (BC41164-BSD1)


Prepared & Analyzed: 03/27/2014

p- & m- Xylenes	21.7		ug/L	20.0		108	84-117			5.26		30	
p-Isopropyltoluene	10.4		"	10.0		104	84-121			5.76		30	
sec-Butylbenzene	10.4		"	10.0		104	85-119			6.31		30	
Styrene	10.7		"	10.0		107	77-126			2.03		30	
tert-Butylbenzene	10.3		"	10.0		103	83-119			7.19		30	
Tetrachloroethylene	9.62		"	10.0		96.2	75-129			7.70		30	
Toluene	10.4		"	10.0		104	86-113			4.40		30	
trans-1,2-Dichloroethylene	10.7		"	10.0		107	55-148			0.650		30	
trans-1,3-Dichloropropylene	11.7		"	10.0		117	77-120			3.48		30	
Trichloroethylene	10.6		"	10.0		106	85-115			5.51		30	
Trichlorofluoromethane	10.1		"	10.0		101	69-131			4.27		30	
Vinyl Chloride	9.44		"	10.0		94.4	44-152			6.56		30	
<i>Surrogate: 1,2-Dichloroethane-d4</i>	<i>10.9</i>		<i>"</i>	<i>10.0</i>		<i>109</i>	<i>81-123</i>						
<i>Surrogate: p-Bromofluorobenzene</i>	<i>9.67</i>		<i>"</i>	<i>10.0</i>		<i>96.7</i>	<i>70-128</i>						
<i>Surrogate: Toluene-d8</i>	<i>9.76</i>		<i>"</i>	<i>10.0</i>		<i>97.6</i>	<i>88-114</i>						



Metals by ICP - Quality Control Data
York Analytical Laboratories, Inc.

Analyte	Result	Reporting Limit	Units	Spike Level	Source* Result	%REC	%REC Limits	Flag	RPD	RPD Limit	Flag
Batch BC40897 - EPA 3010A											
Blank (BC40897-BLK1)										Prepared & Analyzed: 03/21/2014	
Iron - Dissolved	ND	0.0200	mg/L								
Duplicate (BC40897-DUP1)										*Source sample: 14C0679-01 (WQ031814:1210NP2-10)	
Prepared & Analyzed: 03/21/2014											
Iron - Dissolved	0.134	0.0200	mg/L		0.136				1.42	20	
Matrix Spike (BC40897-MS1)										*Source sample: 14C0679-01 (WQ031814:1210NP2-10)	
Prepared & Analyzed: 03/21/2014											
Iron - Dissolved	1.21	0.0200	mg/L	1.00	0.136	108	75-125				
Reference (BC40897-SRM1)										Prepared & Analyzed: 03/21/2014	
Iron - Dissolved	1.53	0.0200	mg/L	1.44		106	88.2-113				
Batch BC40898 - EPA 3010A											
Duplicate (BC40898-DUP1)										*Source sample: 14C0679-01 (WQ031814:1210NP2-10)	
Prepared & Analyzed: 03/21/2014											
Iron	0.990	0.0200	mg/L		1.02				3.19	20	
Matrix Spike (BC40898-MS1)										*Source sample: 14C0679-01 (WQ031814:1210NP2-10)	
Prepared & Analyzed: 03/21/2014											
Iron	2.03	0.0200	mg/L	1.00	1.02	101	75-125				
Reference (BC40898-SRM1)										Prepared & Analyzed: 03/21/2014	
Iron	1.47	0.0200	mg/L	1.44		102	88.2-113				



Miscellaneous Physical Parameters - Quality Control Data

York Analytical Laboratories, Inc.


Analyte	Result	Reporting Limit	Units	Spike Level	Source* Result	%REC	%REC Limits	Flag	RPD	RPD Limit	Flag
---------	--------	-----------------	-------	-------------	----------------	------	-------------	------	-----	-----------	------

Batch BC40926 - % Solids Prep

Blank (BC40926-BLK1)


Prepared & Analyzed: 03/24/2014

Total Dissolved Solids	ND	1.00	mg/L								
------------------------	----	------	------	--	--	--	--	--	--	--	--



Volatile Analysis Sample Containers

Lab ID	Client Sample ID	Volatile Sample Container
14C0677-01	WQ031814:1200NP-6	40mL Clear Vial (pre-pres.) HCl; Cool to 4° C
14C0677-02	WQ031814:1205NP-7	40mL Clear Vial (pre-pres.) HCl; Cool to 4° C
14C0679-01	WQ031814:1210NP2-10	40mL Clear Vial (pre-pres.) HCl; Cool to 4° C



Notes and Definitions

QL-02	This LCS analyte is outside Laboratory Recovery limits due the analyte behavior using the referenced method. The reference method has certain limitations with respect to analytes of this nature.
QL-02	This LCS analyte is outside Laboratory Recovery limits due the analyte behavior using the referenced method. The reference method has certain limitations with respect to analytes of this nature.
J	Detected below the Reporting Limit but greater than or equal to the Method Detection Limit (MDL/LOD) or in the case of a TIC, the result is an estimated concentration.
J	Detected below the Reporting Limit but greater than or equal to the Method Detection Limit (MDL/LOD) or in the case of a TIC, the result is an estimated concentration.
CCV-E	The value reported is ESTIMATED. The value is estimated due to its behavior during continuing calibration verification (>20% Difference for average Rf or >20% Drift for quadratic fit).
CCV-E	The value reported is ESTIMATED. The value is estimated due to its behavior during continuing calibration verification (>20% Difference for average Rf or >20% Drift for quadratic fit).
<hr/>	
*	Analyte is not certified or the state (NY) does not offer certification for the Analyte.
ND	Analyte NOT DETECTED at the stated Reporting Limit (RL) or above.
RL	REPORTING LIMIT - the minimum reportable value based upon the lowest point in the analyte calibration curve.
MDL	METHOD DETECTION LIMIT - the minimum concentration that can be measured and reported with a 99% confidence that the concentration is greater than zero. If requested or required, a value reported below the RL and above the MDL is considered estimated and is noted with a "J" flag.
NR	Not reported
RPD	Relative Percent Difference
Wet	The data has been reported on an as-received (wet weight) basis
Low Bias	Low Bias flag indicates that the recovery of the flagged analyte is below the laboratory or regulatory lower control limit. The data user should take note that this analyte may be biased low but should evaluate multiple lines of evidence including the LCS and site-specific MS/MSD data to draw bias conclusions. In cases where no site-specific MS/MSD was requested, only the LCS data can be used to evaluate such bias.
High Bias	High Bias flag indicates that the recovery of the flagged analyte is above the laboratory or regulatory upper control limit. The data user should take note that this analyte may be biased high but should evaluate multiple lines of evidence including the LCS and site-specific MS/MSD data to draw bias conclusions. In cases where no site-specific MS/MSD was requested, only the LCS data can be used to evaluate such bias.
Non-Dir.	Non-dir. flag (Non-Directional Bias) indicates that the Relative Percent Difference (RPD) (a measure of precision) among the MS and MSD data is outside the laboratory or regulatory control limit. This alerts the data user where the MS and MSD are from site-specific samples that the RPD is high due to either non-homogeneous distribution of target analyte between the MS/MSD or indicates poor reproducibility for other reasons.


If EPA SW-846 method 8270 is included herein it is noted that the target compound N-nitrosodiphenylamine (NDPA) decomposes in the gas chromatographic inlet and cannot be separated from diphenylamine (DPA). These results could actually represent 100% DPA, 100% NDPA or some combination of the two. For this reason, York reports the combined result for n-nitrosodiphenylamine and diphenylamine for either of these compounds as a combined concentration as Diphenylamine.

If Total PCBs are detected and the target aroclors reported are "Not detected", the Total PCB value is reported due to the presence of either or both Aroclors 1262 and 1268 which are non-target aroclors for some regulatory lists.

2-chloroethylvinyl ether readily breaks down under acidic conditions. Samples that are acid preserved, including standards will exhibit breakdown. The data user should take note.

Certification for pH is no longer offered by NYDOH ELAP.

Semi-Volatile and Volatile analyses are reported down to the MDL, with values between the MDL and the RL being "J" flagged as estimated results.



Technical Report

prepared for:

Leggette Brashears & Graham Shelton Office

4 Research Drive, Suite 301

Shelton CT, 06484

Attention: Tunde Komuves-Sandor

Report Date: 04/01/2014

Client Project ID: Rowe Industries

York Project (SDG) No.: 14C0896

CT Cert. No. PH-0723

New Jersey Cert. No. CT-005



New York Cert. No. 10854

PA Cert. No. 68-04440

Report Date: 04/01/2014
Client Project ID: Rowe Industries
York Project (SDG) No.: 14C0896

Leggette Brashears & Graham Shelton Office
4 Research Drive, Suite 301
Shelton CT, 06484
Attention: Tunde Komuves-Sandor

Purpose and Results

This report contains the analytical data for the sample(s) identified on the attached chain-of-custody received in our laboratory on March 26, 2014 and listed below. The project was identified as your project: **Rowe Industries**.

The analyses were conducted utilizing appropriate EPA, Standard Methods, and ASTM methods as detailed in the data summary tables.

All samples were received in proper condition meeting the customary acceptance requirements for environmental samples except those indicated under the Notes section of this report.

All analyses met the method and laboratory standard operating procedure requirements except as indicated by any data flags, the meaning of which are explained in the attachment to this report, and case narrative if applicable.

The results of the analyses, which are all reported on dry weight basis (soils) unless otherwise noted, are detailed in the following pages.

Please contact Client Services at 203.325.1371 with any questions regarding this report.

<u>York Sample ID</u>	<u>Client Sample ID</u>	<u>Matrix</u>	<u>Date Collected</u>	<u>Date Received</u>
14C0896-01	WQ032514:1030NP2-6	Water	03/25/2014	03/26/2014
14C0896-02	WQ032514:1035NP2-7	Water	03/25/2014	03/26/2014
14C0897-01	WQ032514:1040NP2-10	Water	03/25/2014	03/26/2014

General Notes for York Project (SDG) No.: 14C0896

1. The RLs and MDLs (Reporting Limit and Method Detection Limit respectively) reported are adjusted for any dilution necessary due to the levels of target and/or non-target analytes and matrix interference. The RL(REPORTING LIMIT) is based upon the lowest standard utilized for the calibration where applicable.
2. Samples are retained for a period of thirty days after submittal of report, unless other arrangements are made.
3. York's liability for the above data is limited to the dollar value paid to York for the referenced project.
4. This report shall not be reproduced without the written approval of York Analytical Laboratories, Inc.
5. All samples were received in proper condition for analysis with proper documentation, unless otherwise noted.
6. All analyses conducted met method or Laboratory SOP requirements. See the Qualifiers and/or Narrative sections for further information.
7. It is noted that no analyses reported herein were subcontracted to another laboratory, unless noted in the report.
8. This report reflects results that relate only to the samples submitted on the attached chain-of-custody form(s) received by York.


Approved By:



Benjamin Gulizia
Laboratory Director

Date: 04/01/2014





Sample Information

Client Sample ID: WQ032514:1030NP2-6

York Sample ID: 14C0896-01

<u>York Project (SDG) No.</u>	<u>Client Project ID</u>	<u>Matrix</u>	<u>Collection Date/Time</u>	<u>Date Received</u>
14C0896	Rowe Industries	Water	March 25, 2014 10:30 am	03/26/2014


Volatile Organics, 8260 List - Low Level

Log-in Notes:

Sample Notes:

Sample Prepared by Method: EPA 5030B

CAS No.	Parameter	Result	Flag	Units	MDL	RL	Dilution	Reference Method	Date/Time Prepared	Date/Time Analyzed	Analyst
630-20-6	1,1,1,2-Tetrachloroethane	ND		ug/L	0.20	0.50	1	EPA 8260C	03/28/2014 08:48	03/28/2014 18:42	BK
71-55-6	1,1,1-Trichloroethane	ND		ug/L	0.20	0.50	1	EPA 8260C	03/28/2014 08:48	03/28/2014 18:42	BK
79-34-5	1,1,2,2-Tetrachloroethane	ND		ug/L	0.20	0.50	1	EPA 8260C	03/28/2014 08:48	03/28/2014 18:42	BK
76-13-1	1,1,2-Trichloro-1,2,2-trifluoroethane (Freon 113)	ND		ug/L	0.20	0.50	1	EPA 8260C	03/28/2014 08:48	03/28/2014 18:42	BK
79-00-5	1,1,2-Trichloroethane	ND		ug/L	0.20	0.50	1	EPA 8260C	03/28/2014 08:48	03/28/2014 18:42	BK
75-34-3	1,1-Dichloroethane	ND		ug/L	0.20	0.50	1	EPA 8260C	03/28/2014 08:48	03/28/2014 18:42	BK
75-35-4	1,1-Dichloroethylene	ND		ug/L	0.20	0.50	1	EPA 8260C	03/28/2014 08:48	03/28/2014 18:42	BK
563-58-6	1,1-Dichloropropylene	ND		ug/L	0.20	0.50	1	EPA 8260C	03/28/2014 08:48	03/28/2014 18:42	BK
87-61-6	1,2,3-Trichlorobenzene	ND		ug/L	0.20	0.50	1	EPA 8260C	03/28/2014 08:48	03/28/2014 18:42	BK
96-18-4	1,2,3-Trichloropropane	ND		ug/L	0.20	0.50	1	EPA 8260C	03/28/2014 08:48	03/28/2014 18:42	BK
120-82-1	1,2,4-Trichlorobenzene	ND		ug/L	0.20	0.50	1	EPA 8260C	03/28/2014 08:48	03/28/2014 18:42	BK
95-63-6	1,2,4-Trimethylbenzene	ND		ug/L	0.20	0.50	1	EPA 8260C	03/28/2014 08:48	03/28/2014 18:42	BK
96-12-8	1,2-Dibromo-3-chloropropane	ND		ug/L	0.20	0.50	1	EPA 8260C	03/28/2014 08:48	03/28/2014 18:42	BK
106-93-4	1,2-Dibromoethane	ND		ug/L	0.20	0.50	1	EPA 8260C	03/28/2014 08:48	03/28/2014 18:42	BK
95-50-1	1,2-Dichlorobenzene	ND		ug/L	0.20	0.50	1	EPA 8260C	03/28/2014 08:48	03/28/2014 18:42	BK
107-06-2	1,2-Dichloroethane	ND		ug/L	0.20	0.50	1	EPA 8260C	03/28/2014 08:48	03/28/2014 18:42	BK
78-87-5	1,2-Dichloropropane	ND		ug/L	0.20	0.50	1	EPA 8260C	03/28/2014 08:48	03/28/2014 18:42	BK
108-67-8	1,3,5-Trimethylbenzene	ND		ug/L	0.20	0.50	1	EPA 8260C	03/28/2014 08:48	03/28/2014 18:42	BK
541-73-1	1,3-Dichlorobenzene	ND		ug/L	0.20	0.50	1	EPA 8260C	03/28/2014 08:48	03/28/2014 18:42	BK
142-28-9	1,3-Dichloropropane	ND		ug/L	0.20	0.50	1	EPA 8260C	03/28/2014 08:48	03/28/2014 18:42	BK
106-46-7	1,4-Dichlorobenzene	ND		ug/L	0.20	0.50	1	EPA 8260C	03/28/2014 08:48	03/28/2014 18:42	BK
594-20-7	2,2-Dichloropropane	ND		ug/L	0.20	0.50	1	EPA 8260C	03/28/2014 08:48	03/28/2014 18:42	BK
95-49-8	2-Chlorotoluene	ND		ug/L	0.20	0.50	1	EPA 8260C	03/28/2014 08:48	03/28/2014 18:42	BK
591-78-6	2-Hexanone	ND		ug/L	0.20	0.50	1	EPA 8260C	03/28/2014 08:48	03/28/2014 18:42	BK
106-43-4	4-Chlorotoluene	ND		ug/L	0.20	0.50	1	EPA 8260C	03/28/2014 08:48	03/28/2014 18:42	BK
67-64-1	Acetone	2.4		Cal-E, CCV-E, B ug/L	1.0	2.0	1	EPA 8260C	03/28/2014 08:48	03/28/2014 18:42	BK
71-43-2	Benzene	ND		ug/L	0.20	0.50	1	EPA 8260C	03/28/2014 08:48	03/28/2014 18:42	BK
108-86-1	Bromobenzene	ND		ug/L	0.20	0.50	1	EPA 8260C	03/28/2014 08:48	03/28/2014 18:42	BK
74-97-5	Bromochloromethane	ND		ug/L	0.20	0.50	1	EPA 8260C	03/28/2014 08:48	03/28/2014 18:42	BK
75-27-4	Bromodichloromethane	ND		ug/L	0.20	0.50	1	EPA 8260C	03/28/2014 08:48	03/28/2014 18:42	BK
75-25-2	Bromoform	ND		ug/L	0.20	0.50	1	EPA 8260C	03/28/2014 08:48	03/28/2014 18:42	BK
74-83-9	Bromomethane	ND		ug/L	0.20	0.50	1	EPA 8260C	03/28/2014 08:48	03/28/2014 18:42	BK
56-23-5	Carbon tetrachloride	ND		ug/L	0.20	0.50	1	EPA 8260C	03/28/2014 08:48	03/28/2014 18:42	BK
108-90-7	Chlorobenzene	ND		ug/L	0.20	0.50	1	EPA 8260C	03/28/2014 08:48	03/28/2014 18:42	BK



Sample Information

Client Sample ID: WQ032514:1030NP2-6

York Sample ID: 14C0896-01

York Project (SDG) No.

Client Project ID

Matrix

Collection Date/Time

Date Received

14C0896

Rowe Industries

Water

March 25, 2014 10:30 am

03/26/2014


Volatile Organics, 8260 List - Low Level

Log-in Notes:

Sample Notes:

Sample Prepared by Method: EPA 5030B

CAS No.	Parameter	Result	Flag	Units	MDL	RL	Dilution	Reference Method	Date/Time Prepared	Date/Time Analyzed	Analyst
75-00-3	Chloroethane	ND		ug/L	0.20	0.50	1	EPA 8260C	03/28/2014 08:48	03/28/2014 18:42	BK
67-66-3	Chloroform	ND		ug/L	0.20	0.50	1	EPA 8260C	03/28/2014 08:48	03/28/2014 18:42	BK
74-87-3	Chloromethane	ND		ug/L	0.20	0.50	1	EPA 8260C	03/28/2014 08:48	03/28/2014 18:42	BK
156-59-2	cis-1,2-Dichloroethylene	1.2		ug/L	0.20	0.50	1	EPA 8260C	03/28/2014 08:48	03/28/2014 18:42	BK
10061-01-5	cis-1,3-Dichloropropylene	ND		ug/L	0.20	0.50	1	EPA 8260C	03/28/2014 08:48	03/28/2014 18:42	BK
124-48-1	Dibromochloromethane	ND		ug/L	0.20	0.50	1	EPA 8260C	03/28/2014 08:48	03/28/2014 18:42	BK
74-95-3	Dibromomethane	ND		ug/L	0.20	0.50	1	EPA 8260C	03/28/2014 08:48	03/28/2014 18:42	BK
75-71-8	Dichlorodifluoromethane	ND		ug/L	0.20	0.50	1	EPA 8260C	03/28/2014 08:48	03/28/2014 18:42	BK
100-41-4	Ethyl Benzene	ND		ug/L	0.20	0.50	1	EPA 8260C	03/28/2014 08:48	03/28/2014 18:42	BK
87-68-3	Hexachlorobutadiene	ND		ug/L	0.20	0.50	1	EPA 8260C	03/28/2014 08:48	03/28/2014 18:42	BK
98-82-8	Isopropylbenzene	ND		ug/L	0.20	0.50	1	EPA 8260C	03/28/2014 08:48	03/28/2014 18:42	BK
1634-04-4	Methyl tert-butyl ether (MTBE)	ND		ug/L	0.20	0.50	1	EPA 8260C	03/28/2014 08:48	03/28/2014 18:42	BK
75-09-2	Methylene chloride	ND		ug/L	1.0	2.0	1	EPA 8260C	03/28/2014 08:48	03/28/2014 18:42	BK
91-20-3	Naphthalene	ND		ug/L	1.0	2.0	1	EPA 8260C	03/28/2014 08:48	03/28/2014 18:42	BK
104-51-8	n-Butylbenzene	ND		ug/L	0.20	0.50	1	EPA 8260C	03/28/2014 08:48	03/28/2014 18:42	BK
103-65-1	n-Propylbenzene	ND		ug/L	0.20	0.50	1	EPA 8260C	03/28/2014 08:48	03/28/2014 18:42	BK
95-47-6	* o-Xylene	ND		ug/L	0.20	0.50	1	EPA 8260C	03/28/2014 08:48	03/28/2014 18:42	BK
179601-23-1	* p- & m- Xylenes	ND		ug/L	0.50	1.0	1	EPA 8260C	03/28/2014 08:48	03/28/2014 18:42	BK
99-87-6	p-Isopropyltoluene	ND		ug/L	0.20	0.50	1	EPA 8260C	03/28/2014 08:48	03/28/2014 18:42	BK
135-98-8	sec-Butylbenzene	ND		ug/L	0.20	0.50	1	EPA 8260C	03/28/2014 08:48	03/28/2014 18:42	BK
100-42-5	Styrene	ND		ug/L	0.20	0.50	1	EPA 8260C	03/28/2014 08:48	03/28/2014 18:42	BK
98-06-6	tert-Butylbenzene	ND		ug/L	0.20	0.50	1	EPA 8260C	03/28/2014 08:48	03/28/2014 18:42	BK
127-18-4	Tetrachloroethylene	6.0		ug/L	0.20	0.50	1	EPA 8260C	03/28/2014 08:48	03/28/2014 18:42	BK
108-88-3	Toluene	ND		ug/L	0.20	0.50	1	EPA 8260C	03/28/2014 08:48	03/28/2014 18:42	BK
156-60-5	trans-1,2-Dichloroethylene	ND		ug/L	0.20	0.50	1	EPA 8260C	03/28/2014 08:48	03/28/2014 18:42	BK
10061-02-6	trans-1,3-Dichloropropylene	ND		ug/L	0.20	0.50	1	EPA 8260C	03/28/2014 08:48	03/28/2014 18:42	BK
79-01-6	Trichloroethylene	0.74		ug/L	0.20	0.50	1	EPA 8260C	03/28/2014 08:48	03/28/2014 18:42	BK
75-69-4	Trichlorofluoromethane	ND		ug/L	0.20	0.50	1	EPA 8260C	03/28/2014 08:48	03/28/2014 18:42	BK
75-01-4	Vinyl Chloride	ND		ug/L	0.50	0.50	1	EPA 8260C	03/28/2014 08:48	03/28/2014 18:42	BK
1330-20-7	Xylenes, Total	ND		ug/L	0.60	1.5	1	EPA 8260C	03/28/2014 08:48	03/28/2014 18:42	BK
	Surrogate Recoveries	Result			Acceptance Range						
17060-07-0	Surrogate: 1,2-Dichloroethane-d4	102 %			81-123						
460-00-4	Surrogate: p-Bromofluorobenzene	98.0 %			70-128						
2037-26-5	Surrogate: Toluene-d8	95.4 %			88-114						



Sample Information

Client Sample ID: WQ032514:1030NP2-6

York Sample ID: 14C0896-01

York Project (SDG) No.

Client Project ID

Matrix

Collection Date/Time

Date Received

14C0896

Rowe Industries

Water

March 25, 2014 10:30 am

03/26/2014

Iron by EPA 200.7

Log-in Notes:

Sample Notes:

Sample Prepared by Method: EPA 3010A

CAS No.	Parameter	Result	Flag	Units	MDL	RL	Dilution	Reference Method	Date/Time Prepared	Date/Time Analyzed	Analyst
7439-89-6	Iron	4.57		mg/L	0.0146	0.0200	1	EPA 200.7	03/27/2014 12:46	03/27/2014 18:25	MW

Iron, Dissolved by EPA 6010

Log-in Notes:

Sample Notes:

Sample Prepared by Method: EPA 3010A

CAS No.	Parameter	Result	Flag	Units	MDL	RL	Dilution	Reference Method	Date/Time Prepared	Date/Time Analyzed	Analyst
7439-89-6	Iron	ND		mg/L	0.0200	0.0200	1	EPA 6010C	03/27/2014 12:43	03/27/2014 16:50	MW

Sample Information

Client Sample ID: WQ032514:1035NP2-7

York Sample ID: 14C0896-02

York Project (SDG) No.

Client Project ID

Matrix

Collection Date/Time

Date Received

14C0896

Rowe Industries

Water

March 25, 2014 10:35 am

03/26/2014


Volatile Organics, 8260 List - Low Level

Log-in Notes:

Sample Notes:

Sample Prepared by Method: EPA 5030B

CAS No.	Parameter	Result	Flag	Units	MDL	RL	Dilution	Reference Method	Date/Time Prepared	Date/Time Analyzed	Analyst
630-20-6	1,1,1,2-Tetrachloroethane	ND		ug/L	0.20	0.50	1	EPA 8260C	03/28/2014 08:48	03/28/2014 19:22	BK
71-55-6	1,1,1-Trichloroethane	ND		ug/L	0.20	0.50	1	EPA 8260C	03/28/2014 08:48	03/28/2014 19:22	BK
79-34-5	1,1,2,2-Tetrachloroethane	ND		ug/L	0.20	0.50	1	EPA 8260C	03/28/2014 08:48	03/28/2014 19:22	BK
76-13-1	1,1,2-Trichloro-1,2,2-trifluoroethane (Freon 113)	ND		ug/L	0.20	0.50	1	EPA 8260C	03/28/2014 08:48	03/28/2014 19:22	BK
79-00-5	1,1,2-Trichloroethane	ND		ug/L	0.20	0.50	1	EPA 8260C	03/28/2014 08:48	03/28/2014 19:22	BK
75-34-3	1,1-Dichloroethane	ND		ug/L	0.20	0.50	1	EPA 8260C	03/28/2014 08:48	03/28/2014 19:22	BK
75-35-4	1,1-Dichloroethylene	ND		ug/L	0.20	0.50	1	EPA 8260C	03/28/2014 08:48	03/28/2014 19:22	BK
563-58-6	1,1-Dichloropropylene	ND		ug/L	0.20	0.50	1	EPA 8260C	03/28/2014 08:48	03/28/2014 19:22	BK
87-61-6	1,2,3-Trichlorobenzene	ND		ug/L	0.20	0.50	1	EPA 8260C	03/28/2014 08:48	03/28/2014 19:22	BK
96-18-4	1,2,3-Trichloropropane	ND		ug/L	0.20	0.50	1	EPA 8260C	03/28/2014 08:48	03/28/2014 19:22	BK
120-82-1	1,2,4-Trichlorobenzene	ND		ug/L	0.20	0.50	1	EPA 8260C	03/28/2014 08:48	03/28/2014 19:22	BK
95-63-6	1,2,4-Trimethylbenzene	ND		ug/L	0.20	0.50	1	EPA 8260C	03/28/2014 08:48	03/28/2014 19:22	BK
96-12-8	1,2-Dibromo-3-chloropropane	ND		ug/L	0.20	0.50	1	EPA 8260C	03/28/2014 08:48	03/28/2014 19:22	BK
106-93-4	1,2-Dibromoethane	ND		ug/L	0.20	0.50	1	EPA 8260C	03/28/2014 08:48	03/28/2014 19:22	BK
95-50-1	1,2-Dichlorobenzene	ND		ug/L	0.20	0.50	1	EPA 8260C	03/28/2014 08:48	03/28/2014 19:22	BK
107-06-2	1,2-Dichloroethane	ND		ug/L	0.20	0.50	1	EPA 8260C	03/28/2014 08:48	03/28/2014 19:22	BK
78-87-5	1,2-Dichloropropane	ND		ug/L	0.20	0.50	1	EPA 8260C	03/28/2014 08:48	03/28/2014 19:22	BK



Sample Information

Client Sample ID: WQ032514:1035NP2-7

York Sample ID: 14C0896-02

York Project (SDG) No.

Client Project ID

Matrix

Collection Date/Time

Date Received

14C0896

Rowe Industries

Water

March 25, 2014 10:35 am

03/26/2014


Volatile Organics, 8260 List - Low Level

Log-in Notes:

Sample Notes:

Sample Prepared by Method: EPA 5030B

CAS No.	Parameter	Result	Flag	Units	MDL	RL	Dilution	Reference Method	Date/Time Prepared	Date/Time Analyzed	Analyst
108-67-8	1,3,5-Trimethylbenzene	ND		ug/L	0.20	0.50	1	EPA 8260C	03/28/2014 08:48	03/28/2014 19:22	BK
541-73-1	1,3-Dichlorobenzene	ND		ug/L	0.20	0.50	1	EPA 8260C	03/28/2014 08:48	03/28/2014 19:22	BK
142-28-9	1,3-Dichloropropane	ND		ug/L	0.20	0.50	1	EPA 8260C	03/28/2014 08:48	03/28/2014 19:22	BK
106-46-7	1,4-Dichlorobenzene	ND		ug/L	0.20	0.50	1	EPA 8260C	03/28/2014 08:48	03/28/2014 19:22	BK
594-20-7	2,2-Dichloropropane	ND		ug/L	0.20	0.50	1	EPA 8260C	03/28/2014 08:48	03/28/2014 19:22	BK
95-49-8	2-Chlorotoluene	ND		ug/L	0.20	0.50	1	EPA 8260C	03/28/2014 08:48	03/28/2014 19:22	BK
591-78-6	2-Hexanone	ND		ug/L	0.20	0.50	1	EPA 8260C	03/28/2014 08:48	03/28/2014 19:22	BK
106-43-4	4-Chlorotoluene	ND		ug/L	0.20	0.50	1	EPA 8260C	03/28/2014 08:48	03/28/2014 19:22	BK
67-64-1	Acetone	2.5	Cal-E, CCV-E, B	ug/L	1.0	2.0	1	EPA 8260C	03/28/2014 08:48	03/28/2014 19:22	BK
71-43-2	Benzene	ND		ug/L	0.20	0.50	1	EPA 8260C	03/28/2014 08:48	03/28/2014 19:22	BK
108-86-1	Bromobenzene	ND		ug/L	0.20	0.50	1	EPA 8260C	03/28/2014 08:48	03/28/2014 19:22	BK
74-97-5	Bromochloromethane	ND		ug/L	0.20	0.50	1	EPA 8260C	03/28/2014 08:48	03/28/2014 19:22	BK
75-27-4	Bromodichloromethane	ND		ug/L	0.20	0.50	1	EPA 8260C	03/28/2014 08:48	03/28/2014 19:22	BK
75-25-2	Bromoform	ND		ug/L	0.20	0.50	1	EPA 8260C	03/28/2014 08:48	03/28/2014 19:22	BK
74-83-9	Bromomethane	ND		ug/L	0.20	0.50	1	EPA 8260C	03/28/2014 08:48	03/28/2014 19:22	BK
56-23-5	Carbon tetrachloride	ND		ug/L	0.20	0.50	1	EPA 8260C	03/28/2014 08:48	03/28/2014 19:22	BK
108-90-7	Chlorobenzene	ND		ug/L	0.20	0.50	1	EPA 8260C	03/28/2014 08:48	03/28/2014 19:22	BK
75-00-3	Chloroethane	ND		ug/L	0.20	0.50	1	EPA 8260C	03/28/2014 08:48	03/28/2014 19:22	BK
67-66-3	Chloroform	ND		ug/L	0.20	0.50	1	EPA 8260C	03/28/2014 08:48	03/28/2014 19:22	BK
74-87-3	Chloromethane	ND		ug/L	0.20	0.50	1	EPA 8260C	03/28/2014 08:48	03/28/2014 19:22	BK
156-59-2	cis-1,2-Dichloroethylene	ND		ug/L	0.20	0.50	1	EPA 8260C	03/28/2014 08:48	03/28/2014 19:22	BK
10061-01-5	cis-1,3-Dichloropropylene	ND		ug/L	0.20	0.50	1	EPA 8260C	03/28/2014 08:48	03/28/2014 19:22	BK
124-48-1	Dibromochloromethane	ND		ug/L	0.20	0.50	1	EPA 8260C	03/28/2014 08:48	03/28/2014 19:22	BK
74-95-3	Dibromomethane	ND		ug/L	0.20	0.50	1	EPA 8260C	03/28/2014 08:48	03/28/2014 19:22	BK
75-71-8	Dichlorodifluoromethane	ND		ug/L	0.20	0.50	1	EPA 8260C	03/28/2014 08:48	03/28/2014 19:22	BK
100-41-4	Ethyl Benzene	ND		ug/L	0.20	0.50	1	EPA 8260C	03/28/2014 08:48	03/28/2014 19:22	BK
87-68-3	Hexachlorobutadiene	ND		ug/L	0.20	0.50	1	EPA 8260C	03/28/2014 08:48	03/28/2014 19:22	BK
98-82-8	Isopropylbenzene	ND		ug/L	0.20	0.50	1	EPA 8260C	03/28/2014 08:48	03/28/2014 19:22	BK
1634-04-4	Methyl tert-butyl ether (MTBE)	ND		ug/L	0.20	0.50	1	EPA 8260C	03/28/2014 08:48	03/28/2014 19:22	BK
75-09-2	Methylene chloride	ND		ug/L	1.0	2.0	1	EPA 8260C	03/28/2014 08:48	03/28/2014 19:22	BK
91-20-3	Naphthalene	ND		ug/L	1.0	2.0	1	EPA 8260C	03/28/2014 08:48	03/28/2014 19:22	BK
104-51-8	n-Butylbenzene	ND		ug/L	0.20	0.50	1	EPA 8260C	03/28/2014 08:48	03/28/2014 19:22	BK
103-65-1	n-Propylbenzene	ND		ug/L	0.20	0.50	1	EPA 8260C	03/28/2014 08:48	03/28/2014 19:22	BK
95-47-6	* o-Xylene	ND		ug/L	0.20	0.50	1	EPA 8260C	03/28/2014 08:48	03/28/2014 19:22	BK
179601-23-1	* p- & m- Xylenes	ND		ug/L	0.50	1.0	1	EPA 8260C	03/28/2014 08:48	03/28/2014 19:22	BK
99-87-6	p-Isopropyltoluene	ND		ug/L	0.20	0.50	1	EPA 8260C	03/28/2014 08:48	03/28/2014 19:22	BK



Sample Information

Client Sample ID: WQ032514:1035NP2-7

York Sample ID: 14C0896-02

<u>York Project (SDG) No.</u> 14C0896	<u>Client Project ID</u> Rowe Industries	<u>Matrix</u> Water	<u>Collection Date/Time</u> March 25, 2014 10:35 am	<u>Date Received</u> 03/26/2014
--	---	------------------------	--	------------------------------------

Volatile Organics, 8260 List - Low Level

Log-in Notes:

Sample Notes:

Sample Prepared by Method: EPA 5030B

CAS No.	Parameter	Result	Flag	Units	MDL	RL	Dilution	Reference Method	Date/Time Prepared	Date/Time Analyzed	Analyst
135-98-8	sec-Butylbenzene	ND		ug/L	0.20	0.50	1	EPA 8260C	03/28/2014 08:48	03/28/2014 19:22	BK
100-42-5	Styrene	ND		ug/L	0.20	0.50	1	EPA 8260C	03/28/2014 08:48	03/28/2014 19:22	BK
98-06-6	tert-Butylbenzene	ND		ug/L	0.20	0.50	1	EPA 8260C	03/28/2014 08:48	03/28/2014 19:22	BK
127-18-4	Tetrachloroethylene	ND		ug/L	0.20	0.50	1	EPA 8260C	03/28/2014 08:48	03/28/2014 19:22	BK
108-88-3	Toluene	ND		ug/L	0.20	0.50	1	EPA 8260C	03/28/2014 08:48	03/28/2014 19:22	BK
156-60-5	trans-1,2-Dichloroethylene	ND		ug/L	0.20	0.50	1	EPA 8260C	03/28/2014 08:48	03/28/2014 19:22	BK
10061-02-6	trans-1,3-Dichloropropylene	ND		ug/L	0.20	0.50	1	EPA 8260C	03/28/2014 08:48	03/28/2014 19:22	BK
79-01-6	Trichloroethylene	ND		ug/L	0.20	0.50	1	EPA 8260C	03/28/2014 08:48	03/28/2014 19:22	BK
75-69-4	Trichlorofluoromethane	ND		ug/L	0.20	0.50	1	EPA 8260C	03/28/2014 08:48	03/28/2014 19:22	BK
75-01-4	Vinyl Chloride	ND		ug/L	0.50	0.50	1	EPA 8260C	03/28/2014 08:48	03/28/2014 19:22	BK
1330-20-7	Xylenes, Total	ND		ug/L	0.60	1.5	1	EPA 8260C	03/28/2014 08:48	03/28/2014 19:22	BK
	Surrogate Recoveries	Result			Acceptance Range						
17060-07-0	Surrogate: 1,2-Dichloroethane-d4	97.4 %			81-123						
460-00-4	Surrogate: p-Bromofluorobenzene	97.6 %			70-128						
2037-26-5	Surrogate: Toluene-d8	96.5 %			88-114						

Iron by EPA 200.7

Log-in Notes:

Sample Notes:

Sample Prepared by Method: EPA 3010A

CAS No.	Parameter	Result	Flag	Units	MDL	RL	Dilution	Reference Method	Date/Time Prepared	Date/Time Analyzed	Analyst
7439-89-6	Iron	2.23		mg/L	0.0146	0.0200	1	EPA 200.7	03/27/2014 12:46	03/27/2014 18:30	MW

Iron, Dissolved by EPA 6010

Log-in Notes:

Sample Notes:

Sample Prepared by Method: EPA 3010A

CAS No.	Parameter	Result	Flag	Units	MDL	RL	Dilution	Reference Method	Date/Time Prepared	Date/Time Analyzed	Analyst
7439-89-6	Iron	0.0690		mg/L	0.0200	0.0200	1	EPA 6010C	03/27/2014 12:43	03/27/2014 16:55	MW

Sample Information

Client Sample ID: WQ032514:1040NP2-10

York Sample ID: 14C0897-01

<u>York Project (SDG) No.</u> 14C0897	<u>Client Project ID</u> Rowe Industries	<u>Matrix</u> Water	<u>Collection Date/Time</u> March 25, 2014 10:40 am	<u>Date Received</u> 03/26/2014
--	---	------------------------	--	------------------------------------

Volatile Organics, 8260 List - Low Level

Log-in Notes:

Sample Notes:

Sample Prepared by Method: EPA 5030B


CAS No.	Parameter	Result	Flag	Units	MDL	RL	Dilution	Reference Method	Date/Time Prepared	Date/Time Analyzed	Analyst
---------	-----------	--------	------	-------	-----	----	----------	------------------	--------------------	--------------------	---------

120 RESEARCH DRIVE

STRATFORD, CT 06615

(203) 325-1371

FAX (203) 357-0166




Sample Information

Client Sample ID: WQ032514:1040NP2-10

York Sample ID: 14C0897-01

<u>York Project (SDG) No.</u>	<u>Client Project ID</u>	<u>Matrix</u>	<u>Collection Date/Time</u>	<u>Date Received</u>				
14C0897	Rowe Industries	Water	March 25, 2014 10:40 am	03/26/2014				
630-20-6	1,1,1,2-Tetrachloroethane	ND	ug/L	0.20 0.50 1	EPA 8260C	03/28/2014 08:48	03/28/2014 20:52	BK
71-55-6	1,1,1-Trichloroethane	ND	ug/L	0.20 0.50 1	EPA 8260C	03/28/2014 08:48	03/28/2014 20:52	BK
79-34-5	1,1,2,2-Tetrachloroethane	ND	ug/L	0.20 0.50 1	EPA 8260C	03/28/2014 08:48	03/28/2014 20:52	BK
76-13-1	1,1,2-Trichloro-1,2,2-trifluoroethane (Freon 113)	ND	ug/L	0.20 0.50 1	EPA 8260C	03/28/2014 08:48	03/28/2014 20:52	BK
79-00-5	1,1,2-Trichloroethane	ND	ug/L	0.20 0.50 1	EPA 8260C	03/28/2014 08:48	03/28/2014 20:52	BK
75-34-3	1,1-Dichloroethane	ND	ug/L	0.20 0.50 1	EPA 8260C	03/28/2014 08:48	03/28/2014 20:52	BK
75-35-4	1,1-Dichloroethylene	ND	ug/L	0.20 0.50 1	EPA 8260C	03/28/2014 08:48	03/28/2014 20:52	BK
563-58-6	1,1-Dichloropropylene	ND	ug/L	0.20 0.50 1	EPA 8260C	03/28/2014 08:48	03/28/2014 20:52	BK
87-61-6	1,2,3-Trichlorobenzene	ND	ug/L	0.20 0.50 1	EPA 8260C	03/28/2014 08:48	03/28/2014 20:52	BK
96-18-4	1,2,3-Trichloropropane	ND	ug/L	0.20 0.50 1	EPA 8260C	03/28/2014 08:48	03/28/2014 20:52	BK
120-82-1	1,2,4-Trichlorobenzene	ND	ug/L	0.20 0.50 1	EPA 8260C	03/28/2014 08:48	03/28/2014 20:52	BK
95-63-6	1,2,4-Trimethylbenzene	ND	ug/L	0.20 0.50 1	EPA 8260C	03/28/2014 08:48	03/28/2014 20:52	BK
96-12-8	1,2-Dibromo-3-chloropropane	ND	ug/L	0.20 0.50 1	EPA 8260C	03/28/2014 08:48	03/28/2014 20:52	BK
106-93-4	1,2-Dibromoethane	ND	ug/L	0.20 0.50 1	EPA 8260C	03/28/2014 08:48	03/28/2014 20:52	BK
95-50-1	1,2-Dichlorobenzene	ND	ug/L	0.20 0.50 1	EPA 8260C	03/28/2014 08:48	03/28/2014 20:52	BK
107-06-2	1,2-Dichloroethane	ND	ug/L	0.20 0.50 1	EPA 8260C	03/28/2014 08:48	03/28/2014 20:52	BK
78-87-5	1,2-Dichloropropane	ND	ug/L	0.20 0.50 1	EPA 8260C	03/28/2014 08:48	03/28/2014 20:52	BK
108-67-8	1,3,5-Trimethylbenzene	ND	ug/L	0.20 0.50 1	EPA 8260C	03/28/2014 08:48	03/28/2014 20:52	BK
541-73-1	1,3-Dichlorobenzene	ND	ug/L	0.20 0.50 1	EPA 8260C	03/28/2014 08:48	03/28/2014 20:52	BK
142-28-9	1,3-Dichloropropane	ND	ug/L	0.20 0.50 1	EPA 8260C	03/28/2014 08:48	03/28/2014 20:52	BK
106-46-7	1,4-Dichlorobenzene	ND	ug/L	0.20 0.50 1	EPA 8260C	03/28/2014 08:48	03/28/2014 20:52	BK
594-20-7	2,2-Dichloropropane	ND	ug/L	0.20 0.50 1	EPA 8260C	03/28/2014 08:48	03/28/2014 20:52	BK
95-49-8	2-Chlorotoluene	ND	ug/L	0.20 0.50 1	EPA 8260C	03/28/2014 08:48	03/28/2014 20:52	BK
591-78-6	2-Hexanone	ND	ug/L	0.20 0.50 1	EPA 8260C	03/28/2014 08:48	03/28/2014 20:52	BK
106-43-4	4-Chlorotoluene	ND	ug/L	0.20 0.50 1	EPA 8260C	03/28/2014 08:48	03/28/2014 20:52	BK
67-64-1	Acetone	2.8	Cal-E, ug/L	1.0 2.0 1	EPA 8260C	03/28/2014 08:48	03/28/2014 20:52	BK
			CCV-E, B					
71-43-2	Benzene	ND	ug/L	0.20 0.50 1	EPA 8260C	03/28/2014 08:48	03/28/2014 20:52	BK
108-86-1	Bromobenzene	ND	ug/L	0.20 0.50 1	EPA 8260C	03/28/2014 08:48	03/28/2014 20:52	BK
74-97-5	Bromochloromethane	ND	ug/L	0.20 0.50 1	EPA 8260C	03/28/2014 08:48	03/28/2014 20:52	BK
75-27-4	Bromodichloromethane	ND	ug/L	0.20 0.50 1	EPA 8260C	03/28/2014 08:48	03/28/2014 20:52	BK
75-25-2	Bromoform	ND	ug/L	0.20 0.50 1	EPA 8260C	03/28/2014 08:48	03/28/2014 20:52	BK
74-83-9	Bromomethane	ND	ug/L	0.20 0.50 1	EPA 8260C	03/28/2014 08:48	03/28/2014 20:52	BK
56-23-5	Carbon tetrachloride	ND	ug/L	0.20 0.50 1	EPA 8260C	03/28/2014 08:48	03/28/2014 20:52	BK
108-90-7	Chlorobenzene	ND	ug/L	0.20 0.50 1	EPA 8260C	03/28/2014 08:48	03/28/2014 20:52	BK
75-00-3	Chloroethane	ND	ug/L	0.20 0.50 1	EPA 8260C	03/28/2014 08:48	03/28/2014 20:52	BK
67-66-3	Chloroform	ND	ug/L	0.20 0.50 1	EPA 8260C	03/28/2014 08:48	03/28/2014 20:52	BK
74-87-3	Chloromethane	ND	ug/L	0.20 0.50 1	EPA 8260C	03/28/2014 08:48	03/28/2014 20:52	BK
156-59-2	cis-1,2-Dichloroethylene	ND	ug/L	0.20 0.50 1	EPA 8260C	03/28/2014 08:48	03/28/2014 20:52	BK



Sample Information

Client Sample ID: WQ032514:1040NP2-10

York Sample ID: 14C0897-01

York Project (SDG) No.

Client Project ID

Matrix

Collection Date/Time

Date Received

14C0897

Rowe Industries

Water

March 25, 2014 10:40 am

03/26/2014


Volatile Organics, 8260 List - Low Level

Log-in Notes:

Sample Notes:

Sample Prepared by Method: EPA 5030B

CAS No.	Parameter	Result	Flag	Units	MDL	RL	Dilution	Reference Method	Date/Time Prepared	Date/Time Analyzed	Analyst
10061-01-5	cis-1,3-Dichloropropylene	ND		ug/L	0.20	0.50	1	EPA 8260C	03/28/2014 08:48	03/28/2014 20:52	BK
124-48-1	Dibromochloromethane	ND		ug/L	0.20	0.50	1	EPA 8260C	03/28/2014 08:48	03/28/2014 20:52	BK
74-95-3	Dibromomethane	ND		ug/L	0.20	0.50	1	EPA 8260C	03/28/2014 08:48	03/28/2014 20:52	BK
75-71-8	Dichlorodifluoromethane	ND		ug/L	0.20	0.50	1	EPA 8260C	03/28/2014 08:48	03/28/2014 20:52	BK
100-41-4	Ethyl Benzene	ND		ug/L	0.20	0.50	1	EPA 8260C	03/28/2014 08:48	03/28/2014 20:52	BK
87-68-3	Hexachlorobutadiene	ND		ug/L	0.20	0.50	1	EPA 8260C	03/28/2014 08:48	03/28/2014 20:52	BK
98-82-8	Isopropylbenzene	ND		ug/L	0.20	0.50	1	EPA 8260C	03/28/2014 08:48	03/28/2014 20:52	BK
1634-04-4	Methyl tert-butyl ether (MTBE)	ND		ug/L	0.20	0.50	1	EPA 8260C	03/28/2014 08:48	03/28/2014 20:52	BK
75-09-2	Methylene chloride	ND		ug/L	1.0	2.0	1	EPA 8260C	03/28/2014 08:48	03/28/2014 20:52	BK
91-20-3	Naphthalene	ND		ug/L	1.0	2.0	1	EPA 8260C	03/28/2014 08:48	03/28/2014 20:52	BK
104-51-8	n-Butylbenzene	ND		ug/L	0.20	0.50	1	EPA 8260C	03/28/2014 08:48	03/28/2014 20:52	BK
103-65-1	n-Propylbenzene	ND		ug/L	0.20	0.50	1	EPA 8260C	03/28/2014 08:48	03/28/2014 20:52	BK
95-47-6	* o-Xylene	ND		ug/L	0.20	0.50	1	EPA 8260C	03/28/2014 08:48	03/28/2014 20:52	BK
179601-23-1	* p- & m- Xylenes	ND		ug/L	0.50	1.0	1	EPA 8260C	03/28/2014 08:48	03/28/2014 20:52	BK
99-87-6	p-Isopropyltoluene	ND		ug/L	0.20	0.50	1	EPA 8260C	03/28/2014 08:48	03/28/2014 20:52	BK
135-98-8	sec-Butylbenzene	ND		ug/L	0.20	0.50	1	EPA 8260C	03/28/2014 08:48	03/28/2014 20:52	BK
100-42-5	Styrene	ND		ug/L	0.20	0.50	1	EPA 8260C	03/28/2014 08:48	03/28/2014 20:52	BK
98-06-6	tert-Butylbenzene	ND		ug/L	0.20	0.50	1	EPA 8260C	03/28/2014 08:48	03/28/2014 20:52	BK
127-18-4	Tetrachloroethylene	ND		ug/L	0.20	0.50	1	EPA 8260C	03/28/2014 08:48	03/28/2014 20:52	BK
108-88-3	Toluene	ND		ug/L	0.20	0.50	1	EPA 8260C	03/28/2014 08:48	03/28/2014 20:52	BK
156-60-5	trans-1,2-Dichloroethylene	ND		ug/L	0.20	0.50	1	EPA 8260C	03/28/2014 08:48	03/28/2014 20:52	BK
10061-02-6	trans-1,3-Dichloropropylene	ND		ug/L	0.20	0.50	1	EPA 8260C	03/28/2014 08:48	03/28/2014 20:52	BK
79-01-6	Trichloroethylene	ND		ug/L	0.20	0.50	1	EPA 8260C	03/28/2014 08:48	03/28/2014 20:52	BK
75-69-4	Trichlorofluoromethane	ND		ug/L	0.20	0.50	1	EPA 8260C	03/28/2014 08:48	03/28/2014 20:52	BK
75-01-4	Vinyl Chloride	ND		ug/L	0.50	0.50	1	EPA 8260C	03/28/2014 08:48	03/28/2014 20:52	BK
1330-20-7	Xylenes, Total	ND		ug/L	0.60	1.5	1	EPA 8260C	03/28/2014 08:48	03/28/2014 20:52	BK
	Surrogate Recoveries	Result			Acceptance Range						
17060-07-0	Surrogate: 1,2-Dichloroethane-d4	91.0 %			81-123						
460-00-4	Surrogate: p-Bromofluorobenzene	99.8 %			70-128						
2037-26-5	Surrogate: Toluene-d8	96.1 %			88-114						



Sample Information

Client Sample ID: WQ032514:1040NP2-10

York Sample ID: 14C0897-01

York Project (SDG) No.

Client Project ID

Matrix

Collection Date/Time

Date Received

14C0897

Rowe Industries

Water

March 25, 2014 10:40 am

03/26/2014

Iron by EPA 200.7

Log-in Notes:

Sample Notes:

Sample Prepared by Method: EPA 3010A

CAS No.	Parameter	Result	Flag	Units	MDL	RL	Dilution	Reference Method	Date/Time Prepared	Date/Time Analyzed	Analyst
7439-89-6	Iron	1.78		mg/L	0.0146	0.0200	1	EPA 200.7	03/27/2014 12:46	03/27/2014 18:48	MW

Iron, Dissolved by EPA 6010

Log-in Notes:

Sample Notes:

Sample Prepared by Method: EPA 3010A

CAS No.	Parameter	Result	Flag	Units	MDL	RL	Dilution	Reference Method	Date/Time Prepared	Date/Time Analyzed	Analyst
7439-89-6	Iron	0.0861		mg/L	0.0200	0.0200	1	EPA 6010C	03/27/2014 12:43	03/27/2014 16:59	MW


Total Dissolved Solids

Log-in Notes:

Sample Notes:

Sample Prepared by Method: % Solids Prep

CAS No.	Parameter	Result	Flag	Units	MDL	RL	Dilution	Reference Method	Date/Time Prepared	Date/Time Analyzed	Analyst
	Total Dissolved Solids	500		mg/L	10.0	10.0	1	SM 2540C	03/31/2014 15:50	04/01/2014 14:46	MF



Analytical Batch Summary

Batch ID: BC41154 **Preparation Method:** EPA 3010A **Prepared By:** MW

YORK Sample ID	Client Sample ID	Preparation Date
14C0896-01	WQ032514:1030NP2-6	03/27/14
14C0896-02	WQ032514:1035NP2-7	03/27/14
14C0897-01	WQ032514:1040NP2-10	03/27/14
BC41154-BLK1	Blank	03/27/14
BC41154-DUP1	Duplicate	03/27/14
BC41154-MS1	Matrix Spike	03/27/14
BC41154-SRM1	Reference	03/27/14

Batch ID: BC41156 **Preparation Method:** EPA 3010A **Prepared By:** MW


YORK Sample ID	Client Sample ID	Preparation Date
14C0896-01	WQ032514:1030NP2-6	03/27/14
14C0896-02	WQ032514:1035NP2-7	03/27/14
14C0897-01	WQ032514:1040NP2-10	03/27/14
BC41156-BLK1	Blank	03/27/14
BC41156-DUP1	Duplicate	03/27/14
BC41156-MS1	Matrix Spike	03/27/14
BC41156-SRM1	Reference	03/27/14

Batch ID: BC41230 **Preparation Method:** EPA 5030B **Prepared By:** BGS

YORK Sample ID	Client Sample ID	Preparation Date
14C0896-01	WQ032514:1030NP2-6	03/28/14
14C0896-02	WQ032514:1035NP2-7	03/28/14
14C0897-01	WQ032514:1040NP2-10	03/28/14
BC41230-BLK1	Blank	03/28/14
BC41230-BS1	LCS	03/28/14
BC41230-BSD1	LCS Dup	03/28/14

Batch ID: BC41283 **Preparation Method:** % Solids Prep **Prepared By:** MF

YORK Sample ID	Client Sample ID	Preparation Date
14C0897-01	WQ032514:1040NP2-10	03/31/14
BC41283-BLK1	Blank	03/31/14



Volatile Organic Compounds by GC/MS - Quality Control Data
York Analytical Laboratories, Inc.


Analyte	Result	Reporting Limit	Units	Spike Level	Source* Result	%REC	%REC Limits	Flag	RPD	RPD Limit	Flag
---------	--------	-----------------	-------	-------------	----------------	------	-------------	------	-----	-----------	------

Batch BC41230 - EPA 5030B

Blank (BC41230-BLK1)

Prepared & Analyzed: 03/28/2014

1,1,1,2-Tetrachloroethane	ND	0.50	ug/L								
1,1,1-Trichloroethane	ND	0.50	"								
1,1,2,2-Tetrachloroethane	ND	0.50	"								
1,1,2-Trichloro-1,2,2-trifluoroethane (Freon 113)	ND	0.50	"								
1,1,2-Trichloroethane	ND	0.50	"								
1,1-Dichloroethane	ND	0.50	"								
1,1-Dichloroethylene	ND	0.50	"								
1,1-Dichloropropylene	ND	0.50	"								
1,2,3-Trichlorobenzene	ND	0.50	"								
1,2,3-Trichloropropane	ND	0.50	"								
1,2,4-Trichlorobenzene	ND	0.50	"								
1,2,4-Trimethylbenzene	ND	0.50	"								
1,2-Dibromo-3-chloropropane	ND	0.50	"								
1,2-Dibromoethane	ND	0.50	"								
1,2-Dichlorobenzene	ND	0.50	"								
1,2-Dichloroethane	ND	0.50	"								
1,2-Dichloropropane	ND	0.50	"								
1,3,5-Trimethylbenzene	ND	0.50	"								
1,3-Dichlorobenzene	ND	0.50	"								
1,3-Dichloropropane	ND	0.50	"								
1,4-Dichlorobenzene	ND	0.50	"								
2,2-Dichloropropane	ND	0.50	"								
2-Chlorotoluene	ND	0.50	"								
2-Hexanone	ND	0.50	"								
4-Chlorotoluene	ND	0.50	"								
Acetone	8.6	2.0	"								
Benzene	ND	0.50	"								
Bromobenzene	ND	0.50	"								
Bromochloromethane	ND	0.50	"								
Bromodichloromethane	ND	0.50	"								
Bromoform	ND	0.50	"								
Bromomethane	ND	0.50	"								
Carbon tetrachloride	ND	0.50	"								
Chlorobenzene	ND	0.50	"								
Chloroethane	ND	0.50	"								
Chloroform	ND	0.50	"								
Chloromethane	ND	0.50	"								
cis-1,2-Dichloroethylene	ND	0.50	"								
cis-1,3-Dichloropropylene	ND	0.50	"								
Dibromochloromethane	ND	0.50	"								
Dibromomethane	ND	0.50	"								
Dichlorodifluoromethane	ND	0.50	"								
Ethyl Benzene	ND	0.50	"								
Hexachlorobutadiene	ND	0.50	"								
Isopropylbenzene	ND	0.50	"								
Methyl tert-butyl ether (MTBE)	ND	0.50	"								
Methylene chloride	ND	2.0	"								
Naphthalene	ND	2.0	"								
n-Butylbenzene	ND	0.50	"								
n-Propylbenzene	ND	0.50	"								
o-Xylene	ND	0.50	"								



Volatile Organic Compounds by GC/MS - Quality Control Data

York Analytical Laboratories, Inc.

Analyte	Result	Reporting Limit	Units	Spike Level	Source* Result	%REC	%REC Limits	Flag	RPD	RPD Limit	Flag
---------	--------	-----------------	-------	-------------	----------------	------	-------------	------	-----	-----------	------

Batch BC41230 - EPA 5030B

Blank (BC41230-BLK1)


Prepared & Analyzed: 03/28/2014

p- & m- Xylenes	ND	1.0	ug/L								
p-Isopropyltoluene	ND	0.50	"								
sec-Butylbenzene	ND	0.50	"								
Styrene	ND	0.50	"								
tert-Butylbenzene	ND	0.50	"								
Tetrachloroethylene	ND	0.50	"								
Toluene	0.28	0.50	"								
trans-1,2-Dichloroethylene	ND	0.50	"								
trans-1,3-Dichloropropylene	ND	0.50	"								
Trichloroethylene	ND	0.50	"								
Trichlorofluoromethane	ND	0.50	"								
Vinyl Chloride	ND	0.50	"								
Xylenes, Total	ND	1.5	"								
<i>Surrogate: 1,2-Dichloroethane-d4</i>	9.29		"	10.0		92.9	81-123				
<i>Surrogate: p-Bromofluorobenzene</i>	10.6		"	10.0		106	70-128				
<i>Surrogate: Toluene-d8</i>	10.2		"	10.0		102	88-114				

LCS (BC41230-BS1)

Prepared & Analyzed: 03/28/2014

1,1,1,2-Tetrachloroethane	10.5		ug/L	10.0		105	85-118				
1,1,1-Trichloroethane	11.3		"	10.0		113	74-128				
1,1,2,2-Tetrachloroethane	10.2		"	10.0		102	71-130				
1,1,2-Trichloro-1,2,2-trifluoroethane (Freon 113)	10.9		"	10.0		109	51-157				
1,1,2-Trichloroethane	10.2		"	10.0		102	80-122				
1,1-Dichloroethane	10.8		"	10.0		108	70-131				
1,1-Dichloroethylene	11.7		"	10.0		117	60-143				
1,1-Dichloropropylene	11.1		"	10.0		111	78-122				
1,2,3-Trichlorobenzene	9.49		"	10.0		94.9	68-140				
1,2,3-Trichloropropane	10.2		"	10.0		102	77-125				
1,2,4-Trichlorobenzene	9.86		"	10.0		98.6	65-143				
1,2,4-Trimethylbenzene	11.5		"	10.0		115	83-121				
1,2-Dibromo-3-chloropropane	10.3		"	10.0		103	60-146				
1,2-Dibromoethane	10.1		"	10.0		101	82-122				
1,2-Dichlorobenzene	10.3		"	10.0		103	85-115				
1,2-Dichloroethane	10.8		"	10.0		108	72-126				
1,2-Dichloropropane	10.1		"	10.0		101	78-119				
1,3,5-Trimethylbenzene	11.4		"	10.0		114	84-118				
1,3-Dichlorobenzene	10.7		"	10.0		107	83-117				
1,3-Dichloropropane	9.86		"	10.0		98.6	79-121				
1,4-Dichlorobenzene	10.4		"	10.0		104	83-118				
2,2-Dichloropropane	11.0		"	10.0		110	60-135				
2-Chlorotoluene	11.4		"	10.0		114	81-118				
2-Hexanone	8.77		"	10.0		87.7	50-151				
4-Chlorotoluene	11.2		"	10.0		112	81-117				
Acetone	13.6		"	10.0		136	21-172				
Benzene	10.7		"	10.0		107	82-120				
Bromobenzene	10.9		"	10.0		109	82-119				
Bromochloromethane	10.9		"	10.0		109	69-125				
Bromodichloromethane	10.6		"	10.0		106	84-117				
Bromoform	10.6		"	10.0		106	77-130				
Bromomethane	8.44		"	10.0		84.4	16-162				
Carbon tetrachloride	11.6		"	10.0		116	72-132				
Chlorobenzene	10.6		"	10.0		106	88-112				



Volatile Organic Compounds by GC/MS - Quality Control Data

York Analytical Laboratories, Inc.


Analyte	Result	Reporting Limit	Units	Spike Level	Source* Result	%REC	%REC Limits	Flag	RPD	RPD Limit	Flag
---------	--------	-----------------	-------	-------------	----------------	------	-------------	------	-----	-----------	------

Batch BC41230 - EPA 5030B

LCS (BC41230-BS1)

Prepared & Analyzed: 03/28/2014


Chloroethane	9.51		ug/L	10.0		95.1	29-172				
Chloroform	11.0		"	10.0		110	77-124				
Chloromethane	12.3		"	10.0		123	37-131				
cis-1,2-Dichloroethylene	11.1		"	10.0		111	77-124				
cis-1,3-Dichloropropylene	10.5		"	10.0		105	81-117				
Dibromochloromethane	10.5		"	10.0		105	72-131				
Dibromomethane	10.4		"	10.0		104	85-116				
Dichlorodifluoromethane	8.61		"	10.0		86.1	47-152				
Ethyl Benzene	11.0		"	10.0		110	86-114				
Hexachlorobutadiene	10.3		"	10.0		103	68-139				
Isopropylbenzene	11.7		"	10.0		117	84-118				
Methyl tert-butyl ether (MTBE)	9.44		"	10.0		94.4	49-156				
Methylene chloride	8.06		"	10.0		80.6	51-145				
Naphthalene	9.25		"	10.0		92.5	67-141				
n-Butylbenzene	11.6		"	10.0		116	76-125				
n-Propylbenzene	11.7		"	10.0		117	84-118				
o-Xylene	10.7		"	10.0		107	85-114				
p- & m- Xylenes	22.9		"	20.0		114	84-117				
p-Isopropyltoluene	11.7		"	10.0		117	84-121				
sec-Butylbenzene	11.6		"	10.0		116	85-119				
Styrene	10.6		"	10.0		106	77-126				
tert-Butylbenzene	11.4		"	10.0		114	83-119				
Tetrachloroethylene	10.4		"	10.0		104	75-129				
Toluene	10.8		"	10.0		108	86-113				
trans-1,2-Dichloroethylene	10.8		"	10.0		108	55-148				
trans-1,3-Dichloropropylene	10.5		"	10.0		105	77-120				
Trichloroethylene	10.7		"	10.0		107	85-115				
Trichlorofluoromethane	11.5		"	10.0		115	69-131				
Vinyl Chloride	10.6		"	10.0		106	44-152				
Surrogate: 1,2-Dichloroethane-d4	10.4		"	10.0		104	81-123				
Surrogate: p-Bromofluorobenzene	9.81		"	10.0		98.1	70-128				
Surrogate: Toluene-d8	10.0		"	10.0		100	88-114				



Volatile Organic Compounds by GC/MS - Quality Control Data

York Analytical Laboratories, Inc.

Analyte	Result	Reporting Limit	Units	Spike Level	Source* Result	%REC	%REC Limits	Flag	RPD	RPD Limit	Flag
Batch BC41230 - EPA 5030B											
LCS Dup (BC41230-BSD1)											
Prepared & Analyzed: 03/28/2014											
1,1,1,2-Tetrachloroethane	10.6		ug/L	10.0		106	85-118		1.14	30	
1,1,1-Trichloroethane	11.5		"	10.0		115	74-128		1.85	30	
1,1,2,2-Tetrachloroethane	10.4		"	10.0		104	71-130		1.07	30	
1,1,2-Trichloro-1,2,2-trifluoroethane (Freon 113)	12.9		"	10.0		129	51-157		16.8	30	
1,1,2-Trichloroethane	9.79		"	10.0		97.9	80-122		4.00	30	
1,1-Dichloroethane	11.0		"	10.0		110	70-131		2.11	30	
1,1-Dichloroethylene	13.8		"	10.0		138	60-143		16.5	30	
1,1-Dichloropropylene	12.0		"	10.0		120	78-122		8.15	30	
1,2,3-Trichlorobenzene	9.63		"	10.0		96.3	68-140		1.46	30	
1,2,3-Trichloropropane	10.8		"	10.0		108	77-125		5.60	30	
1,2,4-Trichlorobenzene	10.2		"	10.0		102	65-143		3.68	30	
1,2,4-Trimethylbenzene	11.8		"	10.0		118	83-121		2.32	30	
1,2-Dibromo-3-chloropropane	10.5		"	10.0		105	60-146		2.12	30	
1,2-Dibromoethane	9.85		"	10.0		98.5	82-122		2.11	30	
1,2-Dichlorobenzene	10.5		"	10.0		105	85-115		2.02	30	
1,2-Dichloroethane	10.5		"	10.0		105	72-126		2.07	30	
1,2-Dichloropropane	9.76		"	10.0		97.6	78-119		3.23	30	
1,3,5-Trimethylbenzene	11.7		"	10.0		117	84-118		2.17	30	
1,3-Dichlorobenzene	10.9		"	10.0		109	83-117		1.20	30	
1,3-Dichloropropane	9.34		"	10.0		93.4	79-121		5.42	30	
1,4-Dichlorobenzene	10.7		"	10.0		107	83-118		2.37	30	
2,2-Dichloropropane	11.5		"	10.0		115	60-135		5.07	30	
2-Chlorotoluene	11.4		"	10.0		114	81-118		0.176	30	
2-Hexanone	8.44		"	10.0		84.4	50-151		3.83	30	
4-Chlorotoluene	11.4		"	10.0		114	81-117		1.24	30	
Acetone	15.9		"	10.0		159	21-172		15.6	30	
Benzene	11.4		"	10.0		114	82-120		6.70	30	
Bromobenzene	10.8		"	10.0		108	82-119		1.29	30	
Bromochloromethane	13.5		"	10.0		135	69-125	High Bias	22.0	30	
Bromodichloromethane	10.2		"	10.0		102	84-117		3.93	30	
Bromoform	10.6		"	10.0		106	77-130		0.567	30	
Bromomethane	12.6		"	10.0		126	16-162		39.8	30	Non-dir.
Carbon tetrachloride	1.81		"	10.0		18.1	72-132	Low Bias	146	30	Non-dir.
Chlorobenzene	10.6		"	10.0		106	88-112		0.471	30	
Chloroethane	10.8		"	10.0		108	29-172		12.6	30	
Chloroform	11.4		"	10.0		114	77-124		3.92	30	
Chloromethane	13.1		"	10.0		131	37-131		5.83	30	
cis-1,2-Dichloroethylene	11.6		"	10.0		116	77-124		4.32	30	
cis-1,3-Dichloropropylene	10.1		"	10.0		101	81-117		3.89	30	
Dibromochloromethane	10.3		"	10.0		103	72-131		2.02	30	
Dibromomethane	10.1		"	10.0		101	85-116		3.42	30	
Dichlorodifluoromethane	10.7		"	10.0		107	47-152		21.3	30	
Ethyl Benzene	11.1		"	10.0		111	86-114		1.09	30	
Hexachlorobutadiene	10.5		"	10.0		105	68-139		2.30	30	
Isopropylbenzene	11.9		"	10.0		119	84-118	High Bias	2.12	30	
Methyl tert-butyl ether (MTBE)	9.32		"	10.0		93.2	49-156		1.28	30	
Methylene chloride	8.25		"	10.0		82.5	51-145		2.33	30	
Naphthalene	9.20		"	10.0		92.0	67-141		0.542	30	
n-Butylbenzene	12.1		"	10.0		121	76-125		3.79	30	
n-Propylbenzene	12.0		"	10.0		120	84-118	High Bias	2.36	30	
o-Xylene	10.9		"	10.0		109	85-114		1.30	30	



Volatile Organic Compounds by GC/MS - Quality Control Data

York Analytical Laboratories, Inc.


Analyte	Result	Reporting Limit	Units	Spike Level	Source* Result	%REC	%REC Limits	Flag	RPD	RPD Limit	Flag
---------	--------	-----------------	-------	-------------	----------------	------	-------------	------	-----	-----------	------

Batch BC41230 - EPA 5030B

LCS Dup (BC41230-BSD1)


Prepared & Analyzed: 03/28/2014

p- & m- Xylenes	22.7		ug/L	20.0		114	84-117		0.658	30	
p-Isopropyltoluene	11.8		"	10.0		118	84-121		1.53	30	
sec-Butylbenzene	12.0		"	10.0		120	85-119	High Bias	3.22	30	
Styrene	10.6		"	10.0		106	77-126		0.660	30	
tert-Butylbenzene	11.5		"	10.0		115	83-119		1.40	30	
Tetrachloroethylene	10.4		"	10.0		104	75-129		0.768	30	
Toluene	10.9		"	10.0		109	86-113		0.184	30	
trans-1,2-Dichloroethylene	11.2		"	10.0		112	55-148		3.37	30	
trans-1,3-Dichloropropylene	9.99		"	10.0		99.9	77-120		4.60	30	
Trichloroethylene	10.4		"	10.0		104	85-115		2.65	30	
Trichlorofluoromethane	13.8		"	10.0		138	69-131	High Bias	18.7	30	
Vinyl Chloride	13.2		"	10.0		132	44-152		22.1	30	
<i>Surrogate: 1,2-Dichloroethane-d4</i>	<i>9.86</i>		<i>"</i>	<i>10.0</i>		<i>98.6</i>	<i>81-123</i>				
<i>Surrogate: p-Bromofluorobenzene</i>	<i>10.0</i>		<i>"</i>	<i>10.0</i>		<i>100</i>	<i>70-128</i>				
<i>Surrogate: Toluene-d8</i>	<i>9.67</i>		<i>"</i>	<i>10.0</i>		<i>96.7</i>	<i>88-114</i>				



Metals by ICP - Quality Control Data
York Analytical Laboratories, Inc.

Analyte	Result	Reporting Limit	Units	Spike Level	Source* Result	%REC	%REC Limits	Flag	RPD	RPD Limit	Flag
Batch BC41154 - EPA 3010A											
Blank (BC41154-BLK1)											Prepared & Analyzed: 03/27/2014
Iron - Dissolved	ND	0.0200	mg/L								
Duplicate (BC41154-DUP1)											Prepared & Analyzed: 03/27/2014
*Source sample: 14C0897-01 (WQ032514:1040NP2-10)											
Iron - Dissolved	0.0821	0.0200	mg/L		0.0861				4.71	20	
Matrix Spike (BC41154-MS1)											Prepared & Analyzed: 03/27/2014
*Source sample: 14C0897-01 (WQ032514:1040NP2-10)											
Iron - Dissolved	1.18	0.0200	mg/L	1.00	0.0861	109	75-125				
Reference (BC41154-SRM1)											Prepared & Analyzed: 03/27/2014
Iron - Dissolved	1.50	0.0200	mg/L	1.44		104	88.2-113				
Batch BC41156 - EPA 3010A											
Blank (BC41156-BLK1)											Prepared & Analyzed: 03/27/2014
Iron	ND	0.0200	mg/L								
Duplicate (BC41156-DUP1)											Prepared & Analyzed: 03/27/2014
*Source sample: 14C0897-01 (WQ032514:1040NP2-10)											
Iron	1.73	0.0200	mg/L		1.78				2.85	20	
Matrix Spike (BC41156-MS1)											Prepared & Analyzed: 03/27/2014
*Source sample: 14C0897-01 (WQ032514:1040NP2-10)											
Iron	2.78	0.0200	mg/L	1.00	1.78	100	75-125				
Reference (BC41156-SRM1)											Prepared & Analyzed: 03/27/2014
Iron	1.47	0.0200	mg/L	1.44		102	88.2-113				



Miscellaneous Physical Parameters - Quality Control Data

York Analytical Laboratories, Inc.


Analyte	Result	Reporting Limit	Units	Spike Level	Source* Result	%REC	%REC Limits	Flag	RPD	RPD Limit	Flag
---------	--------	-----------------	-------	-------------	----------------	------	-------------	------	-----	-----------	------

Batch BC41283 - % Solids Prep

Blank (BC41283-BLK1)


Prepared: 03/31/2014 Analyzed: 04/01/2014

Total Dissolved Solids	ND	10.0	mg/L								
------------------------	----	------	------	--	--	--	--	--	--	--	--



Volatile Analysis Sample Containers


Lab ID	Client Sample ID	Volatile Sample Container
14C0896-01	WQ032514:1030NP2-6	40mL Clear Vial (pre-pres.) HCl; Cool to 4° C
14C0896-02	WQ032514:1035NP2-7	40mL Clear Vial (pre-pres.) HCl; Cool to 4° C
14C0897-01	WQ032514:1040NP2-10	40mL Clear Vial (pre-pres.) HCl; Cool to 4° C



Notes and Definitions

QL-02	This LCS analyte is outside Laboratory Recovery limits due the analyte behavior using the referenced method. The reference method has certain limitations with respect to analytes of this nature.
QL-02	This LCS analyte is outside Laboratory Recovery limits due the analyte behavior using the referenced method. The reference method has certain limitations with respect to analytes of this nature.
J	Detected below the Reporting Limit but greater than or equal to the Method Detection Limit (MDL/LOD) or in the case of a TIC, the result is an estimated concentration.
J	Detected below the Reporting Limit but greater than or equal to the Method Detection Limit (MDL/LOD) or in the case of a TIC, the result is an estimated concentration.
CCV-E	The value reported is ESTIMATED. The value is estimated due to its behavior during continuing calibration verification (>20% Difference for average Rf or >20% Drift for quadratic fit).
CCV-E	The value reported is ESTIMATED. The value is estimated due to its behavior during continuing calibration verification (>20% Difference for average Rf or >20% Drift for quadratic fit).
Cal-E	The value reported is ESTIMATED. The value is estimated due to its behavior during initial calibration (average Rf>20% AND correlation coefficient <0.990 for quadratic fit).
Cal-E	The value reported is ESTIMATED. The value is estimated due to its behavior during initial calibration (average Rf>20% AND correlation coefficient <0.990 for quadratic fit).
B	Analyte is found in the associated analysis batch blank. For volatiles, methylene chloride and acetone are common lab contaminants. Data users should consider anything <10x the blank value as artifact.
B	Analyte is found in the associated analysis batch blank. For volatiles, methylene chloride and acetone are common lab contaminants. Data users should consider anything <10x the blank value as artifact.
<hr/>	
*	Analyte is not certified or the state (NY) does not offer certification for the Analyte.
ND	Analyte NOT DETECTED at the stated Reporting Limit (RL) or above.
RL	REPORTING LIMIT - the minimum reportable value based upon the lowest point in the analyte calibration curve.
MDL	METHOD DETECTION LIMIT - the minimum concentration that can be measured and reported with a 99% confidence that the concentration is greater than zero. If requested or required, a value reported below the RL and above the MDL is considered estimated and is noted with a "J" flag.
NR	Not reported
RPD	Relative Percent Difference
Wet	The data has been reported on an as-received (wet weight) basis
Low Bias	Low Bias flag indicates that the recovery of the flagged analyte is below the laboratory or regulatory lower control limit. The data user should take note that this analyte may be biased low but should evaluate multiple lines of evidence including the LCS and site-specific MS/MSD data to draw bias conclusions. In cases where no site-specific MS/MSD was requested, only the LCS data can be used to evaluate such bias.
High Bias	High Bias flag indicates that the recovery of the flagged analyte is above the laboratory or regulatory upper control limit. The data user should take note that this analyte may be biased high but should evaluate multiple lines of evidence including the LCS and site-specific MS/MSD data to draw bias conclusions. In cases where no site-specific MS/MSD was requested, only the LCS data can be used to evaluate such bias.
Non-Dir.	Non-dir. flag (Non-Directional Bias) indicates that the Relative Percent Difference (RPD) (a measure of precision) among the MS and MSD data is outside the laboratory or regulatory control limit. This alerts the data user where the MS and MSD are from site-specific samples that the RPD is high due to either non-homogeneous distribution of target analyte between the MS/MSD or indicates poor reproducibility for other reasons.

If EPA SW-846 method 8270 is included herein it is noted that the target compound N-nitrosodiphenylamine (NDPA) decomposes in the gas chromatographic inlet and cannot be separated from diphenylamine (DPA). These results could actually represent 100% DPA, 100% NDPA or some combination of the two. For this reason, York reports the combined result for n-nitrosodiphenylamine and diphenylamine for either of these compounds as a combined concentration as Diphenylamine.



If Total PCBs are detected and the target aroclors reported are "Not detected", the Total PCB value is reported due to the presence of either or both Aroclors 1262 and 1268 which are non-target aroclors for some regulatory lists.

2-chloroethylvinyl ether readily breaks down under acidic conditions. Samples that are acid preserved, including standards will exhibit breakdown. The data user should take note.

Certification for pH is no longer offered by NYDOH ELAP.

Semi-Volatile and Volatile analyses are reported down to the MDL, with values between the MDL and the RL being "J" flagged as estimated results.

YORK

ANALYTICAL LABORATORIES, INC.
120 RESEARCH DR. STRATFORD, CT 06615
12031 325-1371 FAX (203) 357-0166

Field Chain-of-Custody Record

NOTE: York's Std. Terms & Conditions are listed on the back side of this document. This document serves as your written authorization to York to proceed with the analyses requested and your signature binds you to York's Std. Terms & Conditions.

Page 1 of 1
York Project No. 14C0896

YOUR Information Company: <u>LBG</u> Address: <u>4 Research Dr. Suite 301</u> <u>Shelton, CT 06484</u> Phone No. <u>203-929-8555</u> Contact Person: <u>Tunde Sandor</u> E-Mail Address: <u>TSandor@lbgt.com</u>		Report To: Company: <u>Same</u> Address: _____ Phone No. _____ Attention: _____ E-Mail Address: _____		Invoice To: Company: <u>Same</u> Address: _____ Phone No. _____ Attention: _____ E-Mail Address: _____		YOUR Project ID <u>Apwe Industries.</u> Purchase Order No. <u>NAB5A6.</u> Samples from: CT, NY, X, NJ <input checked="" type="checkbox"/>		Turn-Around Time RUSH - Same Day <input type="checkbox"/> RUSH - Next Day <input type="checkbox"/> RUSH - Two Day <input type="checkbox"/> RUSH - Three Day <input type="checkbox"/> RUSH - Four Day <input type="checkbox"/> Standard (5-7 Days) <input checked="" type="checkbox"/>		Report Type Summary Report <input checked="" type="checkbox"/> Summary w/ QA Summary <input checked="" type="checkbox"/> CT RCP Package <input type="checkbox"/> CIRCP DQADUE Pkg. <input type="checkbox"/> NY ASP A Package <input type="checkbox"/> NY ASP B Package <input type="checkbox"/> <u>NO-TO-ONLY</u> NUDEP Red. Deliv. <input type="checkbox"/> Electronic Data Deliverables (EDD) <input type="checkbox"/> Simple Excel <input checked="" type="checkbox"/> X NYSDEC/EQuls <input type="checkbox"/> EQuls (Std) <input type="checkbox"/> EZ-EDD (EQuls) <input type="checkbox"/> NUDEP SRP HazSite EDD <input type="checkbox"/> GIS/KEY (Std) <input type="checkbox"/> Other _____ York Regulatory Comparison <input type="checkbox"/> Excel Spreadsheet <input type="checkbox"/> Compare to the following Regs. (please fill in): _____					
Matrix Codes S - soil Other - specify (oil, etc) WW - wastewater GW - groundwater DW - drinking water Air-A - ambient air Air-SV - soil vapor		Volatiles B260 full TICs 624 Site-Spec STARS list Nassau Co. BTEX Suffolk Co. MTBE Ketones Oxybenzenes TAGM list CT RCP list Arom. only Halog. only App. IX list 8021B list		Semi-Voliles 8270 & 625 STARS list BN Only Acids Only PAH list TAGM list CT RCP list TCLP list Arom. only Halog. only App. IX list 8021B list		Pesticides 8082 PCB 1815 Herb CT RCP App. IX Site Spec. SFP & TCLP TCLP list SFP & TCLP Arom. only Halog. only App. IX list 8021B list		Metals RCRA8 PFID list TAL CT15 list TAGM list NUDEP list Total Dissolved SFP & TCLP Inhibitors LIST Below Hddm		Misc. Org. TPH GRO TPH DRO CT ERPH NY 310-13 TPH 1664 Air TO14A Air TO15 Air STARS Air VPH Air TICs Midhane Hddm		Full Lists Ft. Poll. TCL Operate TAL-Metals Full TCLP Full App. IX Part 360-Residue Part 360-Residue TOX Part 360-Residue (STUB) Part 360-Residue (Asp) Toxic NYDEP Sewer NYDEP Sewer TOC TAGM Silica		Container Description(s) <u>3v 2P</u> <u>3v 2P</u> <u>3v 3P</u>	
Sample Identification WQ032514: 1036 NP2-C WQ032514: 1035 NP2-7 WQ032514: 1040 NP2-10		Date Sampled <u>3/25/14 1030</u> <u>1035</u> <u>1640</u>		Sample Matrix <u>GW</u> <u>GW</u> <u>GW</u>		Choose Analyses Needed from the Menu Above and Enter Below <u>Fe by EPA 800.71 Fe, Dissolved by EPA 601 (SW 846-6010) 1706s,</u> <u>P260 List (EPA SW 845-6060) plus Fecon 113</u> <u>Fe by EPA 800.71 Fe, Dissolved by EPA 601 (SW 846-6010) 1706s</u> <u>P260 List (EPA SW 845-6060) plus Fecon 113 / TDS (SH 25405)</u>		Preservation Check those Applicable Special Instructions Field Filtered <input type="checkbox"/> Lab to Filter <input type="checkbox"/>		Comments 4°C _____ Frozen _____ UCI _____ MeOH _____ HNO3 _____ ZnAc _____ Ascorbic Acid _____ NaOH _____ Other: <u>3/26/14 1000</u> <u>3/26/14 1000</u> <u>3/26/14 1000</u> Samples Relinquished By: _____ Date/Time: _____ Samples Received By: _____ Date/Time: _____ Samples Relinquished In Lab By: _____ Date/Time: _____		Temperature on Receipt <u>3.4 °C</u>			

YORK

ANALYTICAL LABORATORIES, INC.


120 RESEARCH DR. STRATFORD, CT 06615
 (203) 325-1371 FAX (203) 357-0166

Field Chain-of-Custody Record


NOTE: York's Std. Terms & Conditions are listed on the back side of this document. This document serves as your written authorization to York to proceed with the analyses requested and your signature binds you to York's Std. Terms & Conditions.

Page 1 of 1

York Project No. 14G0897

YOUR INFORMATION		Report To:		Invoice To:		YOUR PROJECT ID		Turn-Around Time		Report Type																	
Company: <u>LBG</u>	Company: <u>Same</u>	Company: <u>Same</u>	Company: <u>Rowe Industries</u>	RUSH - Same Day <input type="checkbox"/>	Standard (5-7 Days) <input checked="" type="checkbox"/>	Summary Report <u>X</u>	Summary Report <u>X</u>	RUSH - Next Day <input type="checkbox"/>	Summary w/ QA <u>pdf</u>	CT RCP Package <u>X</u>	CT RCP Package <u>X</u>																
Address: <u>4 Research Dr. Suite 301</u>	Address: _____	Address: _____	Address: _____	RUSH - Two Day <input type="checkbox"/>	_____	CT RCP DQA/DUE Pkg	CT RCP DQA/DUE Pkg	RUSH - Three Day <input type="checkbox"/>	NY ASP A Package	NY ASP A Package	NY ASP A Package																
Phone No. <u>203-929-8555</u>	Phone No. _____	Phone No. _____	Phone No. _____	RUSH - Four Day <input type="checkbox"/>	_____	NY ASP B Package <u>NP2-10 only</u>	NY ASP B Package <u>NP2-10 only</u>	_____	NIDEP Red. Deliv.	NIDEP Red. Deliv.	NIDEP Red. Deliv.																
Contact Person: <u>Tonde Sandor</u>	Attention: _____	Attention: _____	Attention: _____	_____	_____	Electronic Data Deliverables (EDD)	Electronic Data Deliverables (EDD)	_____	Simple Excel <u>X</u>	Simple Excel <u>X</u>	Simple Excel <u>X</u>																
E-Mail Address: <u>TSandor@lbgi.com</u>	E-Mail Address: _____	E-Mail Address: _____	E-Mail Address: _____	_____	_____	_____	_____	_____	_____	_____	_____																
<p>Print Clearly and Legibly. All Information must be completed. Samples will NOT be logged in and the turn-around time clock will not begin until any questions by York are resolved.</p>				<p>Matrix Codes</p> <p>S - soil Other - specify (oil, etc.) WW - wastewater GW - groundwater DW - drinking water Air-A - ambient air Air-SV - soil vapor</p>				<p>Volatiles</p> <p>8260 fill 624 STARS list BTEX MTBE TCL list TAGM list CT RCP list Aroam. only Halog. only App. IX list 8021B list</p>				<p>Semi-Volatiles</p> <p>8270 or 625 STARS list BN Only Acids Only PAH list TAGM list CT RCP list TCLP list Aroam. only Halog. only App. IX list TCLP BNA SFLP or TCLP</p>				<p>Metals</p> <p>RCRA8 PPD list TAL CT RCP App. IX Site Spec. TAGM list CT RCP list TCLP list Aroam. only Halog. only App. IX list SFLP or TCLP</p>				<p>Misc. Org.</p> <p>TPH GRO TPH DRO CT ETPH NY 310-13 TPH 1664 App. TO14A Air TO15 Air STARS SFLP or TCLP Air VPH Air TICs Methane Helium</p>				<p>Misc.</p> <p>Cerrosivity Reactivity Igulability Flash Point Sieve Anal. Heteromorphs TOX BTUth Aquatic Tox NYCOEP score TOC Asbestos Silica</p>			
Samples Collected/Authorized By (Signature)  Name (printed) <u>STEPHEN H NAT</u>		Date Sampled <u>3/25/14 1030</u> <u>1035</u> <u>1640</u>		Sample Matrix GW GW GW		Choose Analyses Needed from the Menu Above and Enter Below <u>Fe by EPA 800.7/Fc, Dissolved by EPA 8010 (SW 846-0108) VOCs,</u> <u>R260 list (EPA SW 845-8260B), plus from 113</u> <u>Fe by EPA 800.7/Fc, Dissolved by EPA 8010 (SW 846-0108) VOCs</u> <u>R260 list (EPA SW 845-8260B), plus from 113 / TDS (9H 2540c)</u>		Container Description(s) <u>3v 2P</u> <u>3v 2P</u> <u>3v 3P</u>		York Regulatory Comparison Excel Spreadsheet Compare to the following Regs. (please fill in): _____ _____ _____																	
Preservation Check those Applicable Special Instructions Field Filled <input type="checkbox"/> Lab to Filter <input type="checkbox"/>				4°C _____ Frozen _____ ZnAc _____ MeOH _____ Ascorbic Acid _____ HNO ₃ _____ H ₂ O ₂ _____ NaOH _____ Other _____				Temperature on Receipt <u>3.4</u> °C																			
Comments _____ _____ _____				Samples Relinquished By <u>[Signature]</u> Date/Time <u>3/26/14 1000</u> Samples Relinquished By <u>[Signature]</u> Date/Time <u>3/26/14 1000</u> Samples Received By <u>[Signature]</u> Date/Time <u>3/26/14 1424</u> Samples Received in LAB by <u>[Signature]</u> Date/Time <u>3/26/14-1540</u>																							

APPENDIX II
MARCH 2014 LABORATORY ANALYTICAL REPORTS
FOR FSP&T RECOVERY WELLS



Technical Report

prepared for:

Leggette Brashears & Graham Shelton Office

4 Research Drive, Suite 301

Shelton CT, 06484

Attention: Tunde Komuves-Sandor

Report Date: 03/26/2014

Client Project ID: Rowe Industries

York Project (SDG) No.: 14C0681

CT Cert. No. PH-0723

New Jersey Cert. No. CT-005



New York Cert. No. 10854

PA Cert. No. 68-04440

Report Date: 03/26/2014
Client Project ID: Rowe Industries
York Project (SDG) No.: 14C0681

Leggette Brashears & Graham Shelton Office
4 Research Drive, Suite 301
Shelton CT, 06484
Attention: Tunde Komuves-Sandor

Purpose and Results

This report contains the analytical data for the sample(s) identified on the attached chain-of-custody received in our laboratory on March 20, 2014 and listed below. The project was identified as your project: **Rowe Industries**.

The analyses were conducted utilizing appropriate EPA, Standard Methods, and ASTM methods as detailed in the data summary tables.

All samples were received in proper condition meeting the customary acceptance requirements for environmental samples except those indicated under the Notes section of this report.

All analyses met the method and laboratory standard operating procedure requirements except as indicated by any data flags, the meaning of which are explained in the attachment to this report, and case narrative if applicable.

The results of the analyses, which are all reported on dry weight basis (soils) unless otherwise noted, are detailed in the following pages.

Please contact Client Services at 203.325.1371 with any questions regarding this report.

<u>York Sample ID</u>	<u>Client Sample ID</u>	<u>Matrix</u>	<u>Date Collected</u>	<u>Date Received</u>
14C0681-01	WQ031814:1045NP1-1-2	Water	03/18/2014	03/20/2014
14C0681-02	WQ031914:933NP1-1-4	Water	03/19/2014	03/20/2014
14C0681-03	WQ031814:1600NP1-1-6	Water	03/18/2014	03/20/2014
14C0681-04	WQ031914:814NP1-1-7	Water	03/19/2014	03/20/2014

General Notes for York Project (SDG) No.: 14C0681

1. The RLs and MDLs (Reporting Limit and Method Detection Limit respectively) reported are adjusted for any dilution necessary due to the levels of target and/or non-target analytes and matrix interference. The RL(REPORTING LIMIT) is based upon the lowest standard utilized for the calibration where applicable.
2. Samples are retained for a period of thirty days after submittal of report, unless other arrangements are made.
3. York's liability for the above data is limited to the dollar value paid to York for the referenced project.
4. This report shall not be reproduced without the written approval of York Analytical Laboratories, Inc.
5. All samples were received in proper condition for analysis with proper documentation, unless otherwise noted.
6. All analyses conducted met method or Laboratory SOP requirements. See the Qualifiers and/or Narrative sections for further information.
7. It is noted that no analyses reported herein were subcontracted to another laboratory, unless noted in the report.
8. This report reflects results that relate only to the samples submitted on the attached chain-of-custody form(s) received by York.


Approved By:



Benjamin Gulizia
Laboratory Director

Date: 03/26/2014





Sample Information

Client Sample ID: WQ031814:1045NP1-1-2

York Sample ID: 14C0681-01

York Project (SDG) No.
14C0681

Client Project ID
Rowe Industries

Matrix
Water

Collection Date/Time
March 18, 2014 10:45 am

Date Received
03/20/2014


Volatile Organics, 8260 List - Low Level

Log-in Notes:

Sample Notes:

Sample Prepared by Method: EPA 5030B

CAS No.	Parameter	Result	Flag	Units	MDL	RL	Dilution	Reference Method	Date/Time Prepared	Date/Time Analyzed	Analyst
630-20-6	1,1,1,2-Tetrachloroethane	ND		ug/L	0.20	0.50	1	EPA 8260C	03/25/2014 16:53	03/26/2014 02:20	SS
71-55-6	1,1,1-Trichloroethane	0.26	J	ug/L	0.20	0.50	1	EPA 8260C	03/25/2014 16:53	03/26/2014 02:20	SS
79-34-5	1,1,2,2-Tetrachloroethane	ND		ug/L	0.20	0.50	1	EPA 8260C	03/25/2014 16:53	03/26/2014 02:20	SS
76-13-1	1,1,2-Trichloro-1,2,2-trifluoroethane (Freon 113)	ND		ug/L	0.20	0.50	1	EPA 8260C	03/25/2014 16:53	03/26/2014 02:20	SS
79-00-5	1,1,2-Trichloroethane	ND		ug/L	0.20	0.50	1	EPA 8260C	03/25/2014 16:53	03/26/2014 02:20	SS
75-34-3	1,1-Dichloroethane	ND		ug/L	0.20	0.50	1	EPA 8260C	03/25/2014 16:53	03/26/2014 02:20	SS
75-35-4	1,1-Dichloroethylene	ND		ug/L	0.20	0.50	1	EPA 8260C	03/25/2014 16:53	03/26/2014 02:20	SS
563-58-6	1,1-Dichloropropylene	ND		ug/L	0.20	0.50	1	EPA 8260C	03/25/2014 16:53	03/26/2014 02:20	SS
87-61-6	1,2,3-Trichlorobenzene	ND		ug/L	0.20	0.50	1	EPA 8260C	03/25/2014 16:53	03/26/2014 02:20	SS
96-18-4	1,2,3-Trichloropropane	ND		ug/L	0.20	0.50	1	EPA 8260C	03/25/2014 16:53	03/26/2014 02:20	SS
120-82-1	1,2,4-Trichlorobenzene	ND		ug/L	0.20	0.50	1	EPA 8260C	03/25/2014 16:53	03/26/2014 02:20	SS
95-63-6	1,2,4-Trimethylbenzene	ND		ug/L	0.20	0.50	1	EPA 8260C	03/25/2014 16:53	03/26/2014 02:20	SS
96-12-8	1,2-Dibromo-3-chloropropane	ND		ug/L	0.20	0.50	1	EPA 8260C	03/25/2014 16:53	03/26/2014 02:20	SS
106-93-4	1,2-Dibromoethane	ND		ug/L	0.20	0.50	1	EPA 8260C	03/25/2014 16:53	03/26/2014 02:20	SS
95-50-1	1,2-Dichlorobenzene	ND		ug/L	0.20	0.50	1	EPA 8260C	03/25/2014 16:53	03/26/2014 02:20	SS
107-06-2	1,2-Dichloroethane	ND		ug/L	0.20	0.50	1	EPA 8260C	03/25/2014 16:53	03/26/2014 02:20	SS
78-87-5	1,2-Dichloropropane	ND		ug/L	0.20	0.50	1	EPA 8260C	03/25/2014 16:53	03/26/2014 02:20	SS
108-67-8	1,3,5-Trimethylbenzene	ND		ug/L	0.20	0.50	1	EPA 8260C	03/25/2014 16:53	03/26/2014 02:20	SS
541-73-1	1,3-Dichlorobenzene	ND		ug/L	0.20	0.50	1	EPA 8260C	03/25/2014 16:53	03/26/2014 02:20	SS
142-28-9	1,3-Dichloropropane	ND		ug/L	0.20	0.50	1	EPA 8260C	03/25/2014 16:53	03/26/2014 02:20	SS
106-46-7	1,4-Dichlorobenzene	ND		ug/L	0.20	0.50	1	EPA 8260C	03/25/2014 16:53	03/26/2014 02:20	SS
594-20-7	2,2-Dichloropropane	ND		ug/L	0.20	0.50	1	EPA 8260C	03/25/2014 16:53	03/26/2014 02:20	SS
95-49-8	2-Chlorotoluene	ND		ug/L	0.20	0.50	1	EPA 8260C	03/25/2014 16:53	03/26/2014 02:20	SS
591-78-6	2-Hexanone	ND		ug/L	0.20	0.50	1	EPA 8260C	03/25/2014 16:53	03/26/2014 02:20	SS
106-43-4	4-Chlorotoluene	ND		ug/L	0.20	0.50	1	EPA 8260C	03/25/2014 16:53	03/26/2014 02:20	SS
67-64-1	Acetone	1.5	CCV-E, J, B	ug/L	1.0	2.0	1	EPA 8260C	03/25/2014 16:53	03/26/2014 02:20	SS
71-43-2	Benzene	ND		ug/L	0.20	0.50	1	EPA 8260C	03/25/2014 16:53	03/26/2014 02:20	SS
108-86-1	Bromobenzene	ND		ug/L	0.20	0.50	1	EPA 8260C	03/25/2014 16:53	03/26/2014 02:20	SS
74-97-5	Bromochloromethane	ND		ug/L	0.20	0.50	1	EPA 8260C	03/25/2014 16:53	03/26/2014 02:20	SS
75-27-4	Bromodichloromethane	ND		ug/L	0.20	0.50	1	EPA 8260C	03/25/2014 16:53	03/26/2014 02:20	SS
75-25-2	Bromoform	ND		ug/L	0.20	0.50	1	EPA 8260C	03/25/2014 16:53	03/26/2014 02:20	SS
74-83-9	Bromomethane	ND		ug/L	0.20	0.50	1	EPA 8260C	03/25/2014 16:53	03/26/2014 02:20	SS
56-23-5	Carbon tetrachloride	ND		ug/L	0.20	0.50	1	EPA 8260C	03/25/2014 16:53	03/26/2014 02:20	SS
108-90-7	Chlorobenzene	ND		ug/L	0.20	0.50	1	EPA 8260C	03/25/2014 16:53	03/26/2014 02:20	SS



Sample Information

Client Sample ID: WQ031814:1045NP1-1-2

York Sample ID: 14C0681-01

York Project (SDG) No.

Client Project ID

Matrix

Collection Date/Time

Date Received

14C0681

Rowe Industries

Water

March 18, 2014 10:45 am

03/20/2014


Volatile Organics, 8260 List - Low Level

Log-in Notes:

Sample Notes:

Sample Prepared by Method: EPA 5030B

CAS No.	Parameter	Result	Flag	Units	MDL	RL	Dilution	Reference Method	Date/Time Prepared	Date/Time Analyzed	Analyst
75-00-3	Chloroethane	ND		ug/L	0.20	0.50	1	EPA 8260C	03/25/2014 16:53	03/26/2014 02:20	SS
67-66-3	Chloroform	ND		ug/L	0.20	0.50	1	EPA 8260C	03/25/2014 16:53	03/26/2014 02:20	SS
74-87-3	Chloromethane	ND		ug/L	0.20	0.50	1	EPA 8260C	03/25/2014 16:53	03/26/2014 02:20	SS
156-59-2	cis-1,2-Dichloroethylene	0.70	CCV-E	ug/L	0.20	0.50	1	EPA 8260C	03/25/2014 16:53	03/26/2014 02:20	SS
10061-01-5	cis-1,3-Dichloropropylene	ND		ug/L	0.20	0.50	1	EPA 8260C	03/25/2014 16:53	03/26/2014 02:20	SS
124-48-1	Dibromochloromethane	ND		ug/L	0.20	0.50	1	EPA 8260C	03/25/2014 16:53	03/26/2014 02:20	SS
74-95-3	Dibromomethane	ND		ug/L	0.20	0.50	1	EPA 8260C	03/25/2014 16:53	03/26/2014 02:20	SS
75-71-8	Dichlorodifluoromethane	ND		ug/L	0.20	0.50	1	EPA 8260C	03/25/2014 16:53	03/26/2014 02:20	SS
100-41-4	Ethyl Benzene	ND		ug/L	0.20	0.50	1	EPA 8260C	03/25/2014 16:53	03/26/2014 02:20	SS
87-68-3	Hexachlorobutadiene	ND		ug/L	0.20	0.50	1	EPA 8260C	03/25/2014 16:53	03/26/2014 02:20	SS
98-82-8	Isopropylbenzene	ND		ug/L	0.20	0.50	1	EPA 8260C	03/25/2014 16:53	03/26/2014 02:20	SS
1634-04-4	Methyl tert-butyl ether (MTBE)	ND		ug/L	0.20	0.50	1	EPA 8260C	03/25/2014 16:53	03/26/2014 02:20	SS
75-09-2	Methylene chloride	ND		ug/L	1.0	2.0	1	EPA 8260C	03/25/2014 16:53	03/26/2014 02:20	SS
91-20-3	Naphthalene	ND		ug/L	1.0	2.0	1	EPA 8260C	03/25/2014 16:53	03/26/2014 02:20	SS
104-51-8	n-Butylbenzene	ND		ug/L	0.20	0.50	1	EPA 8260C	03/25/2014 16:53	03/26/2014 02:20	SS
103-65-1	n-Propylbenzene	ND		ug/L	0.20	0.50	1	EPA 8260C	03/25/2014 16:53	03/26/2014 02:20	SS
95-47-6	* o-Xylene	ND		ug/L	0.20	0.50	1	EPA 8260C	03/25/2014 16:53	03/26/2014 02:20	SS
179601-23-1	* p- & m- Xylenes	ND		ug/L	0.50	1.0	1	EPA 8260C	03/25/2014 16:53	03/26/2014 02:20	SS
99-87-6	p-Isopropyltoluene	ND		ug/L	0.20	0.50	1	EPA 8260C	03/25/2014 16:53	03/26/2014 02:20	SS
135-98-8	sec-Butylbenzene	ND		ug/L	0.20	0.50	1	EPA 8260C	03/25/2014 16:53	03/26/2014 02:20	SS
100-42-5	Styrene	ND		ug/L	0.20	0.50	1	EPA 8260C	03/25/2014 16:53	03/26/2014 02:20	SS
98-06-6	tert-Butylbenzene	ND		ug/L	0.20	0.50	1	EPA 8260C	03/25/2014 16:53	03/26/2014 02:20	SS
127-18-4	Tetrachloroethylene	0.94		ug/L	0.20	0.50	1	EPA 8260C	03/25/2014 16:53	03/26/2014 02:20	SS
108-88-3	Toluene	0.79	CCV-E, B	ug/L	0.20	0.50	1	EPA 8260C	03/25/2014 16:53	03/26/2014 02:20	SS
156-60-5	trans-1,2-Dichloroethylene	ND		ug/L	0.20	0.50	1	EPA 8260C	03/25/2014 16:53	03/26/2014 02:20	SS
10061-02-6	trans-1,3-Dichloropropylene	ND		ug/L	0.20	0.50	1	EPA 8260C	03/25/2014 16:53	03/26/2014 02:20	SS
79-01-6	Trichloroethylene	0.63		ug/L	0.20	0.50	1	EPA 8260C	03/25/2014 16:53	03/26/2014 02:20	SS
75-69-4	Trichlorofluoromethane	ND		ug/L	0.20	0.50	1	EPA 8260C	03/25/2014 16:53	03/26/2014 02:20	SS
75-01-4	Vinyl Chloride	ND		ug/L	0.50	0.50	1	EPA 8260C	03/25/2014 16:53	03/26/2014 02:20	SS
1330-20-7	Xylenes, Total	ND		ug/L	0.60	1.5	1	EPA 8260C	03/25/2014 16:53	03/26/2014 02:20	SS
	Surrogate Recoveries	Result			Acceptance Range						
17060-07-0	Surrogate: 1,2-Dichloroethane-d4	108 %			81-123						
460-00-4	Surrogate: p-Bromofluorobenzene	96.4 %			70-128						
2037-26-5	Surrogate: Toluene-d8	94.1 %			88-114						



Sample Information

Client Sample ID: WQ031914:933NP1-1-4

York Sample ID: 14C0681-02

York Project (SDG) No.

Client Project ID

Matrix

Collection Date/Time

Date Received

14C0681

Rowe Industries

Water

March 19, 2014 9:33 am

03/20/2014


Volatile Organics, 8260 List - Low Level

Log-in Notes:

Sample Notes:

Sample Prepared by Method: EPA 5030B

CAS No.	Parameter	Result	Flag	Units	MDL	RL	Dilution	Reference Method	Date/Time Prepared	Date/Time Analyzed	Analyst
630-20-6	1,1,1,2-Tetrachloroethane	ND		ug/L	0.20	0.50	1	EPA 8260C	03/25/2014 16:53	03/26/2014 02:51	SS
71-55-6	1,1,1-Trichloroethane	ND		ug/L	0.20	0.50	1	EPA 8260C	03/25/2014 16:53	03/26/2014 02:51	SS
79-34-5	1,1,2,2-Tetrachloroethane	ND		ug/L	0.20	0.50	1	EPA 8260C	03/25/2014 16:53	03/26/2014 02:51	SS
76-13-1	1,1,2-Trichloro-1,2,2-trifluoroethane (Freon 113)	ND		ug/L	0.20	0.50	1	EPA 8260C	03/25/2014 16:53	03/26/2014 02:51	SS
79-00-5	1,1,2-Trichloroethane	ND		ug/L	0.20	0.50	1	EPA 8260C	03/25/2014 16:53	03/26/2014 02:51	SS
75-34-3	1,1-Dichloroethane	ND		ug/L	0.20	0.50	1	EPA 8260C	03/25/2014 16:53	03/26/2014 02:51	SS
75-35-4	1,1-Dichloroethylene	ND		ug/L	0.20	0.50	1	EPA 8260C	03/25/2014 16:53	03/26/2014 02:51	SS
563-58-6	1,1-Dichloropropylene	ND		ug/L	0.20	0.50	1	EPA 8260C	03/25/2014 16:53	03/26/2014 02:51	SS
87-61-6	1,2,3-Trichlorobenzene	ND		ug/L	0.20	0.50	1	EPA 8260C	03/25/2014 16:53	03/26/2014 02:51	SS
96-18-4	1,2,3-Trichloropropane	ND		ug/L	0.20	0.50	1	EPA 8260C	03/25/2014 16:53	03/26/2014 02:51	SS
120-82-1	1,2,4-Trichlorobenzene	ND		ug/L	0.20	0.50	1	EPA 8260C	03/25/2014 16:53	03/26/2014 02:51	SS
95-63-6	1,2,4-Trimethylbenzene	ND		ug/L	0.20	0.50	1	EPA 8260C	03/25/2014 16:53	03/26/2014 02:51	SS
96-12-8	1,2-Dibromo-3-chloropropane	ND		ug/L	0.20	0.50	1	EPA 8260C	03/25/2014 16:53	03/26/2014 02:51	SS
106-93-4	1,2-Dibromoethane	ND		ug/L	0.20	0.50	1	EPA 8260C	03/25/2014 16:53	03/26/2014 02:51	SS
95-50-1	1,2-Dichlorobenzene	ND		ug/L	0.20	0.50	1	EPA 8260C	03/25/2014 16:53	03/26/2014 02:51	SS
107-06-2	1,2-Dichloroethane	ND		ug/L	0.20	0.50	1	EPA 8260C	03/25/2014 16:53	03/26/2014 02:51	SS
78-87-5	1,2-Dichloropropane	ND		ug/L	0.20	0.50	1	EPA 8260C	03/25/2014 16:53	03/26/2014 02:51	SS
108-67-8	1,3,5-Trimethylbenzene	ND		ug/L	0.20	0.50	1	EPA 8260C	03/25/2014 16:53	03/26/2014 02:51	SS
541-73-1	1,3-Dichlorobenzene	ND		ug/L	0.20	0.50	1	EPA 8260C	03/25/2014 16:53	03/26/2014 02:51	SS
142-28-9	1,3-Dichloropropane	ND		ug/L	0.20	0.50	1	EPA 8260C	03/25/2014 16:53	03/26/2014 02:51	SS
106-46-7	1,4-Dichlorobenzene	ND		ug/L	0.20	0.50	1	EPA 8260C	03/25/2014 16:53	03/26/2014 02:51	SS
594-20-7	2,2-Dichloropropane	ND		ug/L	0.20	0.50	1	EPA 8260C	03/25/2014 16:53	03/26/2014 02:51	SS
95-49-8	2-Chlorotoluene	ND		ug/L	0.20	0.50	1	EPA 8260C	03/25/2014 16:53	03/26/2014 02:51	SS
591-78-6	2-Hexanone	ND		ug/L	0.20	0.50	1	EPA 8260C	03/25/2014 16:53	03/26/2014 02:51	SS
106-43-4	4-Chlorotoluene	ND		ug/L	0.20	0.50	1	EPA 8260C	03/25/2014 16:53	03/26/2014 02:51	SS
67-64-1	Acetone	2.1	CCV-E, B	ug/L	1.0	2.0	1	EPA 8260C	03/25/2014 16:53	03/26/2014 02:51	SS
71-43-2	Benzene	ND		ug/L	0.20	0.50	1	EPA 8260C	03/25/2014 16:53	03/26/2014 02:51	SS
108-86-1	Bromobenzene	ND		ug/L	0.20	0.50	1	EPA 8260C	03/25/2014 16:53	03/26/2014 02:51	SS
74-97-5	Bromochloromethane	ND		ug/L	0.20	0.50	1	EPA 8260C	03/25/2014 16:53	03/26/2014 02:51	SS
75-27-4	Bromodichloromethane	ND		ug/L	0.20	0.50	1	EPA 8260C	03/25/2014 16:53	03/26/2014 02:51	SS
75-25-2	Bromoform	ND		ug/L	0.20	0.50	1	EPA 8260C	03/25/2014 16:53	03/26/2014 02:51	SS
74-83-9	Bromomethane	ND		ug/L	0.20	0.50	1	EPA 8260C	03/25/2014 16:53	03/26/2014 02:51	SS
56-23-5	Carbon tetrachloride	ND		ug/L	0.20	0.50	1	EPA 8260C	03/25/2014 16:53	03/26/2014 02:51	SS
108-90-7	Chlorobenzene	ND		ug/L	0.20	0.50	1	EPA 8260C	03/25/2014 16:53	03/26/2014 02:51	SS
75-00-3	Chloroethane	ND		ug/L	0.20	0.50	1	EPA 8260C	03/25/2014 16:53	03/26/2014 02:51	SS
67-66-3	Chloroform	ND		ug/L	0.20	0.50	1	EPA 8260C	03/25/2014 16:53	03/26/2014 02:51	SS



Sample Information

Client Sample ID: WQ031914:933NP1-1-4

York Sample ID: 14C0681-02

York Project (SDG) No.

Client Project ID

Matrix

Collection Date/Time

Date Received

14C0681

Rowe Industries

Water

March 19, 2014 9:33 am

03/20/2014


Volatile Organics, 8260 List - Low Level

Log-in Notes:

Sample Notes:

Sample Prepared by Method: EPA 5030B

CAS No.	Parameter	Result	Flag	Units	MDL	RL	Dilution	Reference Method	Date/Time Prepared	Date/Time Analyzed	Analyst
74-87-3	Chloromethane	ND		ug/L	0.20	0.50	1	EPA 8260C	03/25/2014 16:53	03/26/2014 02:51	SS
156-59-2	cis-1,2-Dichloroethylene	ND		ug/L	0.20	0.50	1	EPA 8260C	03/25/2014 16:53	03/26/2014 02:51	SS
10061-01-5	cis-1,3-Dichloropropylene	ND		ug/L	0.20	0.50	1	EPA 8260C	03/25/2014 16:53	03/26/2014 02:51	SS
124-48-1	Dibromochloromethane	ND		ug/L	0.20	0.50	1	EPA 8260C	03/25/2014 16:53	03/26/2014 02:51	SS
74-95-3	Dibromomethane	ND		ug/L	0.20	0.50	1	EPA 8260C	03/25/2014 16:53	03/26/2014 02:51	SS
75-71-8	Dichlorodifluoromethane	ND		ug/L	0.20	0.50	1	EPA 8260C	03/25/2014 16:53	03/26/2014 02:51	SS
100-41-4	Ethyl Benzene	ND		ug/L	0.20	0.50	1	EPA 8260C	03/25/2014 16:53	03/26/2014 02:51	SS
87-68-3	Hexachlorobutadiene	ND		ug/L	0.20	0.50	1	EPA 8260C	03/25/2014 16:53	03/26/2014 02:51	SS
98-82-8	Isopropylbenzene	ND		ug/L	0.20	0.50	1	EPA 8260C	03/25/2014 16:53	03/26/2014 02:51	SS
1634-04-4	Methyl tert-butyl ether (MTBE)	ND		ug/L	0.20	0.50	1	EPA 8260C	03/25/2014 16:53	03/26/2014 02:51	SS
75-09-2	Methylene chloride	ND		ug/L	1.0	2.0	1	EPA 8260C	03/25/2014 16:53	03/26/2014 02:51	SS
91-20-3	Naphthalene	ND		ug/L	1.0	2.0	1	EPA 8260C	03/25/2014 16:53	03/26/2014 02:51	SS
104-51-8	n-Butylbenzene	ND		ug/L	0.20	0.50	1	EPA 8260C	03/25/2014 16:53	03/26/2014 02:51	SS
103-65-1	n-Propylbenzene	ND		ug/L	0.20	0.50	1	EPA 8260C	03/25/2014 16:53	03/26/2014 02:51	SS
95-47-6	* o-Xylene	ND		ug/L	0.20	0.50	1	EPA 8260C	03/25/2014 16:53	03/26/2014 02:51	SS
179601-23-1	* p- & m- Xylenes	ND		ug/L	0.50	1.0	1	EPA 8260C	03/25/2014 16:53	03/26/2014 02:51	SS
99-87-6	p-Isopropyltoluene	ND		ug/L	0.20	0.50	1	EPA 8260C	03/25/2014 16:53	03/26/2014 02:51	SS
135-98-8	sec-Butylbenzene	ND		ug/L	0.20	0.50	1	EPA 8260C	03/25/2014 16:53	03/26/2014 02:51	SS
100-42-5	Styrene	ND		ug/L	0.20	0.50	1	EPA 8260C	03/25/2014 16:53	03/26/2014 02:51	SS
98-06-6	tert-Butylbenzene	ND		ug/L	0.20	0.50	1	EPA 8260C	03/25/2014 16:53	03/26/2014 02:51	SS
127-18-4	Tetrachloroethylene	0.36	J	ug/L	0.20	0.50	1	EPA 8260C	03/25/2014 16:53	03/26/2014 02:51	SS
108-88-3	Toluene	0.57	B	ug/L	0.20	0.50	1	EPA 8260C	03/25/2014 16:53	03/26/2014 02:51	SS
156-60-5	trans-1,2-Dichloroethylene	ND		ug/L	0.20	0.50	1	EPA 8260C	03/25/2014 16:53	03/26/2014 02:51	SS
10061-02-6	trans-1,3-Dichloropropylene	ND		ug/L	0.20	0.50	1	EPA 8260C	03/25/2014 16:53	03/26/2014 02:51	SS
79-01-6	Trichloroethylene	ND		ug/L	0.20	0.50	1	EPA 8260C	03/25/2014 16:53	03/26/2014 02:51	SS
75-69-4	Trichlorofluoromethane	ND		ug/L	0.20	0.50	1	EPA 8260C	03/25/2014 16:53	03/26/2014 02:51	SS
75-01-4	Vinyl Chloride	ND		ug/L	0.50	0.50	1	EPA 8260C	03/25/2014 16:53	03/26/2014 02:51	SS
1330-20-7	Xylenes, Total	ND		ug/L	0.60	1.5	1	EPA 8260C	03/25/2014 16:53	03/26/2014 02:51	SS
	Surrogate Recoveries	Result			Acceptance Range						
17060-07-0	Surrogate: 1,2-Dichloroethane-d4	109 %			81-123						
460-00-4	Surrogate: p-Bromofluorobenzene	96.1 %			70-128						
2037-26-5	Surrogate: Toluene-d8	93.9 %			88-114						



Sample Information

Client Sample ID: WQ031814:1600NP1-1-6

York Sample ID: 14C0681-03

York Project (SDG) No.

Client Project ID

Matrix

Collection Date/Time

Date Received

14C0681

Rowe Industries

Water

March 18, 2014 4:00 pm

03/20/2014


Volatile Organics, 8260 List - Low Level

Log-in Notes:

Sample Notes:

Sample Prepared by Method: EPA 5030B

CAS No.	Parameter	Result	Flag	Units	MDL	RL	Dilution	Reference Method	Date/Time Prepared	Date/Time Analyzed	Analyst
630-20-6	1,1,1,2-Tetrachloroethane	ND		ug/L	0.20	0.50	1	EPA 8260C	03/25/2014 16:53	03/26/2014 03:23	SS
71-55-6	1,1,1-Trichloroethane	0.79		ug/L	0.20	0.50	1	EPA 8260C	03/25/2014 16:53	03/26/2014 03:23	SS
79-34-5	1,1,2,2-Tetrachloroethane	ND		ug/L	0.20	0.50	1	EPA 8260C	03/25/2014 16:53	03/26/2014 03:23	SS
76-13-1	1,1,2-Trichloro-1,2,2-trifluoroethane (Freon 113)	ND		ug/L	0.20	0.50	1	EPA 8260C	03/25/2014 16:53	03/26/2014 03:23	SS
79-00-5	1,1,2-Trichloroethane	ND		ug/L	0.20	0.50	1	EPA 8260C	03/25/2014 16:53	03/26/2014 03:23	SS
75-34-3	1,1-Dichloroethane	0.71		ug/L	0.20	0.50	1	EPA 8260C	03/25/2014 16:53	03/26/2014 03:23	SS
75-35-4	1,1-Dichloroethylene	ND		ug/L	0.20	0.50	1	EPA 8260C	03/25/2014 16:53	03/26/2014 03:23	SS
563-58-6	1,1-Dichloropropylene	ND		ug/L	0.20	0.50	1	EPA 8260C	03/25/2014 16:53	03/26/2014 03:23	SS
87-61-6	1,2,3-Trichlorobenzene	ND		ug/L	0.20	0.50	1	EPA 8260C	03/25/2014 16:53	03/26/2014 03:23	SS
96-18-4	1,2,3-Trichloropropane	ND		ug/L	0.20	0.50	1	EPA 8260C	03/25/2014 16:53	03/26/2014 03:23	SS
120-82-1	1,2,4-Trichlorobenzene	ND		ug/L	0.20	0.50	1	EPA 8260C	03/25/2014 16:53	03/26/2014 03:23	SS
95-63-6	1,2,4-Trimethylbenzene	ND		ug/L	0.20	0.50	1	EPA 8260C	03/25/2014 16:53	03/26/2014 03:23	SS
96-12-8	1,2-Dibromo-3-chloropropane	ND		ug/L	0.20	0.50	1	EPA 8260C	03/25/2014 16:53	03/26/2014 03:23	SS
106-93-4	1,2-Dibromoethane	ND		ug/L	0.20	0.50	1	EPA 8260C	03/25/2014 16:53	03/26/2014 03:23	SS
95-50-1	1,2-Dichlorobenzene	ND		ug/L	0.20	0.50	1	EPA 8260C	03/25/2014 16:53	03/26/2014 03:23	SS
107-06-2	1,2-Dichloroethane	ND		ug/L	0.20	0.50	1	EPA 8260C	03/25/2014 16:53	03/26/2014 03:23	SS
78-87-5	1,2-Dichloropropane	ND		ug/L	0.20	0.50	1	EPA 8260C	03/25/2014 16:53	03/26/2014 03:23	SS
108-67-8	1,3,5-Trimethylbenzene	ND		ug/L	0.20	0.50	1	EPA 8260C	03/25/2014 16:53	03/26/2014 03:23	SS
541-73-1	1,3-Dichlorobenzene	ND		ug/L	0.20	0.50	1	EPA 8260C	03/25/2014 16:53	03/26/2014 03:23	SS
142-28-9	1,3-Dichloropropane	ND		ug/L	0.20	0.50	1	EPA 8260C	03/25/2014 16:53	03/26/2014 03:23	SS
106-46-7	1,4-Dichlorobenzene	ND		ug/L	0.20	0.50	1	EPA 8260C	03/25/2014 16:53	03/26/2014 03:23	SS
594-20-7	2,2-Dichloropropane	ND		ug/L	0.20	0.50	1	EPA 8260C	03/25/2014 16:53	03/26/2014 03:23	SS
95-49-8	2-Chlorotoluene	ND		ug/L	0.20	0.50	1	EPA 8260C	03/25/2014 16:53	03/26/2014 03:23	SS
591-78-6	2-Hexanone	ND		ug/L	0.20	0.50	1	EPA 8260C	03/25/2014 16:53	03/26/2014 03:23	SS
106-43-4	4-Chlorotoluene	ND		ug/L	0.20	0.50	1	EPA 8260C	03/25/2014 16:53	03/26/2014 03:23	SS
67-64-1	Acetone	ND		ug/L	1.0	2.0	1	EPA 8260C	03/25/2014 16:53	03/26/2014 03:23	SS
71-43-2	Benzene	ND		ug/L	0.20	0.50	1	EPA 8260C	03/25/2014 16:53	03/26/2014 03:23	SS
108-86-1	Bromobenzene	ND		ug/L	0.20	0.50	1	EPA 8260C	03/25/2014 16:53	03/26/2014 03:23	SS
74-97-5	Bromochloromethane	ND		ug/L	0.20	0.50	1	EPA 8260C	03/25/2014 16:53	03/26/2014 03:23	SS
75-27-4	Bromodichloromethane	ND		ug/L	0.20	0.50	1	EPA 8260C	03/25/2014 16:53	03/26/2014 03:23	SS
75-25-2	Bromoform	ND		ug/L	0.20	0.50	1	EPA 8260C	03/25/2014 16:53	03/26/2014 03:23	SS
74-83-9	Bromomethane	ND		ug/L	0.20	0.50	1	EPA 8260C	03/25/2014 16:53	03/26/2014 03:23	SS
56-23-5	Carbon tetrachloride	ND		ug/L	0.20	0.50	1	EPA 8260C	03/25/2014 16:53	03/26/2014 03:23	SS
108-90-7	Chlorobenzene	ND		ug/L	0.20	0.50	1	EPA 8260C	03/25/2014 16:53	03/26/2014 03:23	SS
75-00-3	Chloroethane	ND		ug/L	0.20	0.50	1	EPA 8260C	03/25/2014 16:53	03/26/2014 03:23	SS
67-66-3	Chloroform	ND		ug/L	0.20	0.50	1	EPA 8260C	03/25/2014 16:53	03/26/2014 03:23	SS



Sample Information

Client Sample ID: WQ031814:1600NP1-1-6

York Sample ID: 14C0681-03

York Project (SDG) No.

Client Project ID

Matrix

Collection Date/Time

Date Received

14C0681

Rowe Industries

Water

March 18, 2014 4:00 pm

03/20/2014


Volatile Organics, 8260 List - Low Level

Log-in Notes:

Sample Notes:

Sample Prepared by Method: EPA 5030B

CAS No.	Parameter	Result	Flag	Units	MDL	RL	Dilution	Reference Method	Date/Time Prepared	Date/Time Analyzed	Analyst
74-87-3	Chloromethane	ND		ug/L	0.20	0.50	1	EPA 8260C	03/25/2014 16:53	03/26/2014 03:23	SS
156-59-2	cis-1,2-Dichloroethylene	0.28	J	ug/L	0.20	0.50	1	EPA 8260C	03/25/2014 16:53	03/26/2014 03:23	SS
10061-01-5	cis-1,3-Dichloropropylene	ND		ug/L	0.20	0.50	1	EPA 8260C	03/25/2014 16:53	03/26/2014 03:23	SS
124-48-1	Dibromochloromethane	ND		ug/L	0.20	0.50	1	EPA 8260C	03/25/2014 16:53	03/26/2014 03:23	SS
74-95-3	Dibromomethane	ND		ug/L	0.20	0.50	1	EPA 8260C	03/25/2014 16:53	03/26/2014 03:23	SS
75-71-8	Dichlorodifluoromethane	ND		ug/L	0.20	0.50	1	EPA 8260C	03/25/2014 16:53	03/26/2014 03:23	SS
100-41-4	Ethyl Benzene	ND		ug/L	0.20	0.50	1	EPA 8260C	03/25/2014 16:53	03/26/2014 03:23	SS
87-68-3	Hexachlorobutadiene	ND		ug/L	0.20	0.50	1	EPA 8260C	03/25/2014 16:53	03/26/2014 03:23	SS
98-82-8	Isopropylbenzene	ND		ug/L	0.20	0.50	1	EPA 8260C	03/25/2014 16:53	03/26/2014 03:23	SS
1634-04-4	Methyl tert-butyl ether (MTBE)	ND		ug/L	0.20	0.50	1	EPA 8260C	03/25/2014 16:53	03/26/2014 03:23	SS
75-09-2	Methylene chloride	ND		ug/L	1.0	2.0	1	EPA 8260C	03/25/2014 16:53	03/26/2014 03:23	SS
91-20-3	Naphthalene	ND		ug/L	1.0	2.0	1	EPA 8260C	03/25/2014 16:53	03/26/2014 03:23	SS
104-51-8	n-Butylbenzene	ND		ug/L	0.20	0.50	1	EPA 8260C	03/25/2014 16:53	03/26/2014 03:23	SS
103-65-1	n-Propylbenzene	ND		ug/L	0.20	0.50	1	EPA 8260C	03/25/2014 16:53	03/26/2014 03:23	SS
95-47-6	* o-Xylene	ND		ug/L	0.20	0.50	1	EPA 8260C	03/25/2014 16:53	03/26/2014 03:23	SS
179601-23-1	* p- & m- Xylenes	ND		ug/L	0.50	1.0	1	EPA 8260C	03/25/2014 16:53	03/26/2014 03:23	SS
99-87-6	p-Isopropyltoluene	ND		ug/L	0.20	0.50	1	EPA 8260C	03/25/2014 16:53	03/26/2014 03:23	SS
135-98-8	sec-Butylbenzene	ND		ug/L	0.20	0.50	1	EPA 8260C	03/25/2014 16:53	03/26/2014 03:23	SS
100-42-5	Styrene	ND		ug/L	0.20	0.50	1	EPA 8260C	03/25/2014 16:53	03/26/2014 03:23	SS
98-06-6	tert-Butylbenzene	ND		ug/L	0.20	0.50	1	EPA 8260C	03/25/2014 16:53	03/26/2014 03:23	SS
127-18-4	Tetrachloroethylene	0.22	J	ug/L	0.20	0.50	1	EPA 8260C	03/25/2014 16:53	03/26/2014 03:23	SS
108-88-3	Toluene	0.43	CCV-E, J, B	ug/L	0.20	0.50	1	EPA 8260C	03/25/2014 16:53	03/26/2014 03:23	SS
156-60-5	trans-1,2-Dichloroethylene	ND		ug/L	0.20	0.50	1	EPA 8260C	03/25/2014 16:53	03/26/2014 03:23	SS
10061-02-6	trans-1,3-Dichloropropylene	ND		ug/L	0.20	0.50	1	EPA 8260C	03/25/2014 16:53	03/26/2014 03:23	SS
79-01-6	Trichloroethylene	ND		ug/L	0.20	0.50	1	EPA 8260C	03/25/2014 16:53	03/26/2014 03:23	SS
75-69-4	Trichlorofluoromethane	ND		ug/L	0.20	0.50	1	EPA 8260C	03/25/2014 16:53	03/26/2014 03:23	SS
75-01-4	Vinyl Chloride	ND		ug/L	0.50	0.50	1	EPA 8260C	03/25/2014 16:53	03/26/2014 03:23	SS
1330-20-7	Xylenes, Total	ND		ug/L	0.60	1.5	1	EPA 8260C	03/25/2014 16:53	03/26/2014 03:23	SS
Surrogate Recoveries		Result	Acceptance Range								
17060-07-0	Surrogate: 1,2-Dichloroethane-d4	108 %	81-123								
460-00-4	Surrogate: p-Bromofluorobenzene	94.8 %	70-128								
2037-26-5	Surrogate: Toluene-d8	93.7 %	88-114								



Sample Information

Client Sample ID: WQ031914:814NP1-1-7

York Sample ID: 14C0681-04

York Project (SDG) No.

Client Project ID

Matrix

Collection Date/Time

Date Received

14C0681

Rowe Industries

Water

March 19, 2014 8:14 am

03/20/2014


Volatile Organics, 8260 List - Low Level

Log-in Notes:

Sample Notes:

Sample Prepared by Method: EPA 5030B

CAS No.	Parameter	Result	Flag	Units	MDL	RL	Dilution	Reference Method	Date/Time Prepared	Date/Time Analyzed	Analyst
630-20-6	1,1,1,2-Tetrachloroethane	ND		ug/L	0.20	0.50	1	EPA 8260C	03/25/2014 16:53	03/26/2014 03:55	SS
71-55-6	1,1,1-Trichloroethane	0.21	J	ug/L	0.20	0.50	1	EPA 8260C	03/25/2014 16:53	03/26/2014 03:55	SS
79-34-5	1,1,2,2-Tetrachloroethane	ND		ug/L	0.20	0.50	1	EPA 8260C	03/25/2014 16:53	03/26/2014 03:55	SS
76-13-1	1,1,2-Trichloro-1,2,2-trifluoroethane (Freon 113)	ND		ug/L	0.20	0.50	1	EPA 8260C	03/25/2014 16:53	03/26/2014 03:55	SS
79-00-5	1,1,2-Trichloroethane	ND		ug/L	0.20	0.50	1	EPA 8260C	03/25/2014 16:53	03/26/2014 03:55	SS
75-34-3	1,1-Dichloroethane	ND		ug/L	0.20	0.50	1	EPA 8260C	03/25/2014 16:53	03/26/2014 03:55	SS
75-35-4	1,1-Dichloroethylene	ND		ug/L	0.20	0.50	1	EPA 8260C	03/25/2014 16:53	03/26/2014 03:55	SS
563-58-6	1,1-Dichloropropylene	ND		ug/L	0.20	0.50	1	EPA 8260C	03/25/2014 16:53	03/26/2014 03:55	SS
87-61-6	1,2,3-Trichlorobenzene	ND		ug/L	0.20	0.50	1	EPA 8260C	03/25/2014 16:53	03/26/2014 03:55	SS
96-18-4	1,2,3-Trichloropropane	ND		ug/L	0.20	0.50	1	EPA 8260C	03/25/2014 16:53	03/26/2014 03:55	SS
120-82-1	1,2,4-Trichlorobenzene	ND		ug/L	0.20	0.50	1	EPA 8260C	03/25/2014 16:53	03/26/2014 03:55	SS
95-63-6	1,2,4-Trimethylbenzene	ND		ug/L	0.20	0.50	1	EPA 8260C	03/25/2014 16:53	03/26/2014 03:55	SS
96-12-8	1,2-Dibromo-3-chloropropane	ND		ug/L	0.20	0.50	1	EPA 8260C	03/25/2014 16:53	03/26/2014 03:55	SS
106-93-4	1,2-Dibromoethane	ND		ug/L	0.20	0.50	1	EPA 8260C	03/25/2014 16:53	03/26/2014 03:55	SS
95-50-1	1,2-Dichlorobenzene	ND		ug/L	0.20	0.50	1	EPA 8260C	03/25/2014 16:53	03/26/2014 03:55	SS
107-06-2	1,2-Dichloroethane	ND		ug/L	0.20	0.50	1	EPA 8260C	03/25/2014 16:53	03/26/2014 03:55	SS
78-87-5	1,2-Dichloropropane	ND		ug/L	0.20	0.50	1	EPA 8260C	03/25/2014 16:53	03/26/2014 03:55	SS
108-67-8	1,3,5-Trimethylbenzene	ND		ug/L	0.20	0.50	1	EPA 8260C	03/25/2014 16:53	03/26/2014 03:55	SS
541-73-1	1,3-Dichlorobenzene	ND		ug/L	0.20	0.50	1	EPA 8260C	03/25/2014 16:53	03/26/2014 03:55	SS
142-28-9	1,3-Dichloropropane	ND		ug/L	0.20	0.50	1	EPA 8260C	03/25/2014 16:53	03/26/2014 03:55	SS
106-46-7	1,4-Dichlorobenzene	ND		ug/L	0.20	0.50	1	EPA 8260C	03/25/2014 16:53	03/26/2014 03:55	SS
594-20-7	2,2-Dichloropropane	ND		ug/L	0.20	0.50	1	EPA 8260C	03/25/2014 16:53	03/26/2014 03:55	SS
95-49-8	2-Chlorotoluene	ND		ug/L	0.20	0.50	1	EPA 8260C	03/25/2014 16:53	03/26/2014 03:55	SS
591-78-6	2-Hexanone	ND		ug/L	0.20	0.50	1	EPA 8260C	03/25/2014 16:53	03/26/2014 03:55	SS
106-43-4	4-Chlorotoluene	ND		ug/L	0.20	0.50	1	EPA 8260C	03/25/2014 16:53	03/26/2014 03:55	SS
67-64-1	Acetone	ND		ug/L	1.0	2.0	1	EPA 8260C	03/25/2014 16:53	03/26/2014 03:55	SS
71-43-2	Benzene	ND		ug/L	0.20	0.50	1	EPA 8260C	03/25/2014 16:53	03/26/2014 03:55	SS
108-86-1	Bromobenzene	ND		ug/L	0.20	0.50	1	EPA 8260C	03/25/2014 16:53	03/26/2014 03:55	SS
74-97-5	Bromochloromethane	ND		ug/L	0.20	0.50	1	EPA 8260C	03/25/2014 16:53	03/26/2014 03:55	SS
75-27-4	Bromodichloromethane	ND		ug/L	0.20	0.50	1	EPA 8260C	03/25/2014 16:53	03/26/2014 03:55	SS
75-25-2	Bromoform	ND		ug/L	0.20	0.50	1	EPA 8260C	03/25/2014 16:53	03/26/2014 03:55	SS
74-83-9	Bromomethane	ND		ug/L	0.20	0.50	1	EPA 8260C	03/25/2014 16:53	03/26/2014 03:55	SS
56-23-5	Carbon tetrachloride	ND		ug/L	0.20	0.50	1	EPA 8260C	03/25/2014 16:53	03/26/2014 03:55	SS
108-90-7	Chlorobenzene	ND		ug/L	0.20	0.50	1	EPA 8260C	03/25/2014 16:53	03/26/2014 03:55	SS
75-00-3	Chloroethane	ND		ug/L	0.20	0.50	1	EPA 8260C	03/25/2014 16:53	03/26/2014 03:55	SS
67-66-3	Chloroform	ND		ug/L	0.20	0.50	1	EPA 8260C	03/25/2014 16:53	03/26/2014 03:55	SS



Sample Information

Client Sample ID: WQ031914:814NP1-1-7

York Sample ID: 14C0681-04

York Project (SDG) No.

Client Project ID

Matrix

Collection Date/Time

Date Received

14C0681

Rowe Industries

Water

March 19, 2014 8:14 am

03/20/2014


Volatile Organics, 8260 List - Low Level

Log-in Notes:

Sample Notes:

Sample Prepared by Method: EPA 5030B

CAS No.	Parameter	Result	Flag	Units	MDL	RL	Dilution	Reference Method	Date/Time Prepared	Date/Time Analyzed	Analyst
74-87-3	Chloromethane	ND		ug/L	0.20	0.50	1	EPA 8260C	03/25/2014 16:53	03/26/2014 03:55	SS
156-59-2	cis-1,2-Dichloroethylene	ND		ug/L	0.20	0.50	1	EPA 8260C	03/25/2014 16:53	03/26/2014 03:55	SS
10061-01-5	cis-1,3-Dichloropropylene	ND		ug/L	0.20	0.50	1	EPA 8260C	03/25/2014 16:53	03/26/2014 03:55	SS
124-48-1	Dibromochloromethane	ND		ug/L	0.20	0.50	1	EPA 8260C	03/25/2014 16:53	03/26/2014 03:55	SS
74-95-3	Dibromomethane	ND		ug/L	0.20	0.50	1	EPA 8260C	03/25/2014 16:53	03/26/2014 03:55	SS
75-71-8	Dichlorodifluoromethane	ND		ug/L	0.20	0.50	1	EPA 8260C	03/25/2014 16:53	03/26/2014 03:55	SS
100-41-4	Ethyl Benzene	ND		ug/L	0.20	0.50	1	EPA 8260C	03/25/2014 16:53	03/26/2014 03:55	SS
87-68-3	Hexachlorobutadiene	ND		ug/L	0.20	0.50	1	EPA 8260C	03/25/2014 16:53	03/26/2014 03:55	SS
98-82-8	Isopropylbenzene	ND		ug/L	0.20	0.50	1	EPA 8260C	03/25/2014 16:53	03/26/2014 03:55	SS
1634-04-4	Methyl tert-butyl ether (MTBE)	ND		ug/L	0.20	0.50	1	EPA 8260C	03/25/2014 16:53	03/26/2014 03:55	SS
75-09-2	Methylene chloride	ND		ug/L	1.0	2.0	1	EPA 8260C	03/25/2014 16:53	03/26/2014 03:55	SS
91-20-3	Naphthalene	ND		ug/L	1.0	2.0	1	EPA 8260C	03/25/2014 16:53	03/26/2014 03:55	SS
104-51-8	n-Butylbenzene	ND		ug/L	0.20	0.50	1	EPA 8260C	03/25/2014 16:53	03/26/2014 03:55	SS
103-65-1	n-Propylbenzene	ND		ug/L	0.20	0.50	1	EPA 8260C	03/25/2014 16:53	03/26/2014 03:55	SS
95-47-6	* o-Xylene	ND		ug/L	0.20	0.50	1	EPA 8260C	03/25/2014 16:53	03/26/2014 03:55	SS
179601-23-1	* p- & m- Xylenes	ND		ug/L	0.50	1.0	1	EPA 8260C	03/25/2014 16:53	03/26/2014 03:55	SS
99-87-6	p-Isopropyltoluene	ND		ug/L	0.20	0.50	1	EPA 8260C	03/25/2014 16:53	03/26/2014 03:55	SS
135-98-8	sec-Butylbenzene	ND		ug/L	0.20	0.50	1	EPA 8260C	03/25/2014 16:53	03/26/2014 03:55	SS
100-42-5	Styrene	ND		ug/L	0.20	0.50	1	EPA 8260C	03/25/2014 16:53	03/26/2014 03:55	SS
98-06-6	tert-Butylbenzene	ND		ug/L	0.20	0.50	1	EPA 8260C	03/25/2014 16:53	03/26/2014 03:55	SS
127-18-4	Tetrachloroethylene	ND		ug/L	0.20	0.50	1	EPA 8260C	03/25/2014 16:53	03/26/2014 03:55	SS
108-88-3	Toluene	0.36	CCV-E, J, B	ug/L	0.20	0.50	1	EPA 8260C	03/25/2014 16:53	03/26/2014 03:55	SS
156-60-5	trans-1,2-Dichloroethylene	ND		ug/L	0.20	0.50	1	EPA 8260C	03/25/2014 16:53	03/26/2014 03:55	SS
10061-02-6	trans-1,3-Dichloropropylene	ND		ug/L	0.20	0.50	1	EPA 8260C	03/25/2014 16:53	03/26/2014 03:55	SS
79-01-6	Trichloroethylene	ND		ug/L	0.20	0.50	1	EPA 8260C	03/25/2014 16:53	03/26/2014 03:55	SS
75-69-4	Trichlorofluoromethane	ND		ug/L	0.20	0.50	1	EPA 8260C	03/25/2014 16:53	03/26/2014 03:55	SS
75-01-4	Vinyl Chloride	ND		ug/L	0.50	0.50	1	EPA 8260C	03/25/2014 16:53	03/26/2014 03:55	SS
1330-20-7	Xylenes, Total	ND		ug/L	0.60	1.5	1	EPA 8260C	03/25/2014 16:53	03/26/2014 03:55	SS
	Surrogate Recoveries	Result			Acceptance Range						
17060-07-0	Surrogate: 1,2-Dichloroethane-d4	112 %			81-123						
460-00-4	Surrogate: p-Bromofluorobenzene	93.4 %			70-128						
2037-26-5	Surrogate: Toluene-d8	93.0 %			88-114						




Analytical Batch Summary

Batch ID: BC41058

Preparation Method: EPA 5030B

Prepared By: BGS

YORK Sample ID	Client Sample ID	Preparation Date
14C0681-01	WQ031814:1045NP1-1-2	03/25/14
14C0681-02	WQ031914:933NP1-1-4	03/25/14
14C0681-03	WQ031814:1600NP1-1-6	03/25/14
14C0681-04	WQ031914:814NP1-1-7	03/25/14
BC41058-BLK1	Blank	03/25/14
BC41058-BS1	LCS	03/25/14
BC41058-BSD1	LCS Dup	03/25/14



Volatile Organic Compounds by GC/MS - Quality Control Data
York Analytical Laboratories, Inc.


Analyte	Result	Reporting Limit	Units	Spike Level	Source* Result	%REC	%REC Limits	Flag	RPD	RPD Limit	Flag
---------	--------	-----------------	-------	-------------	----------------	------	-------------	------	-----	-----------	------

Batch BC41058 - EPA 5030B

Blank (BC41058-BLK1)

Prepared: 03/25/2014 Analyzed: 03/26/2014

1,1,1,2-Tetrachloroethane	ND	0.50	ug/L								
1,1,1-Trichloroethane	ND	0.50	"								
1,1,2,2-Tetrachloroethane	ND	0.50	"								
1,1,2-Trichloro-1,2,2-trifluoroethane (Freon 113)	ND	0.50	"								
1,1,2-Trichloroethane	ND	0.50	"								
1,1-Dichloroethane	ND	0.50	"								
1,1-Dichloroethylene	ND	0.50	"								
1,1-Dichloropropylene	ND	0.50	"								
1,2,3-Trichlorobenzene	ND	0.50	"								
1,2,3-Trichloropropane	ND	0.50	"								
1,2,4-Trichlorobenzene	ND	0.50	"								
1,2,4-Trimethylbenzene	ND	0.50	"								
1,2-Dibromo-3-chloropropane	ND	0.50	"								
1,2-Dibromoethane	ND	0.50	"								
1,2-Dichlorobenzene	ND	0.50	"								
1,2-Dichloroethane	ND	0.50	"								
1,2-Dichloropropane	ND	0.50	"								
1,3,5-Trimethylbenzene	ND	0.50	"								
1,3-Dichlorobenzene	ND	0.50	"								
1,3-Dichloropropane	ND	0.50	"								
1,4-Dichlorobenzene	ND	0.50	"								
2,2-Dichloropropane	ND	0.50	"								
2-Chlorotoluene	ND	0.50	"								
2-Hexanone	ND	0.50	"								
4-Chlorotoluene	ND	0.50	"								
Acetone	2.0	2.0	"								
Benzene	ND	0.50	"								
Bromobenzene	ND	0.50	"								
Bromochloromethane	ND	0.50	"								
Bromodichloromethane	ND	0.50	"								
Bromoform	ND	0.50	"								
Bromomethane	ND	0.50	"								
Carbon tetrachloride	ND	0.50	"								
Chlorobenzene	ND	0.50	"								
Chloroethane	ND	0.50	"								
Chloroform	ND	0.50	"								
Chloromethane	ND	0.50	"								
cis-1,2-Dichloroethylene	ND	0.50	"								
cis-1,3-Dichloropropylene	ND	0.50	"								
Dibromochloromethane	ND	0.50	"								
Dibromomethane	ND	0.50	"								
Dichlorodifluoromethane	ND	0.50	"								
Ethyl Benzene	ND	0.50	"								
Hexachlorobutadiene	ND	0.50	"								
Isopropylbenzene	ND	0.50	"								
Methyl tert-butyl ether (MTBE)	ND	0.50	"								
Methylene chloride	ND	2.0	"								
Naphthalene	1.2	2.0	"								
n-Butylbenzene	ND	0.50	"								
n-Propylbenzene	ND	0.50	"								
o-Xylene	ND	0.50	"								



Volatile Organic Compounds by GC/MS - Quality Control Data

York Analytical Laboratories, Inc.

Analyte	Result	Reporting Limit	Units	Spike Level	Source* Result	%REC	%REC Limits	Flag	RPD	RPD Limit	Flag
---------	--------	-----------------	-------	-------------	----------------	------	-------------	------	-----	-----------	------

Batch BC41058 - EPA 5030B

Blank (BC41058-BLK1)

Prepared: 03/25/2014 Analyzed: 03/26/2014

p- & m- Xylenes	ND	1.0	ug/L								
p-Isopropyltoluene	ND	0.50	"								
sec-Butylbenzene	ND	0.50	"								
Styrene	ND	0.50	"								
tert-Butylbenzene	ND	0.50	"								
Tetrachloroethylene	ND	0.50	"								
Toluene	0.62	0.50	"								
trans-1,2-Dichloroethylene	ND	0.50	"								
trans-1,3-Dichloropropylene	ND	0.50	"								
Trichloroethylene	ND	0.50	"								
Trichlorofluoromethane	ND	0.50	"								
Vinyl Chloride	ND	0.50	"								
Xylenes, Total	ND	1.5	"								
<i>Surrogate: 1,2-Dichloroethane-d4</i>	<i>10.4</i>		<i>"</i>	<i>10.0</i>		<i>104</i>	<i>81-123</i>				
<i>Surrogate: p-Bromofluorobenzene</i>	<i>9.63</i>		<i>"</i>	<i>10.0</i>		<i>96.3</i>	<i>70-128</i>				
<i>Surrogate: Toluene-d8</i>	<i>9.54</i>		<i>"</i>	<i>10.0</i>		<i>95.4</i>	<i>88-114</i>				

LCS (BC41058-BS1)

Prepared: 03/25/2014 Analyzed: 03/26/2014

1,1,1,2-Tetrachloroethane	10.5		ug/L	10.0		105	85-118				
1,1,1-Trichloroethane	9.73		"	10.0		97.3	74-128				
1,1,2,2-Tetrachloroethane	9.85		"	10.0		98.5	71-130				
1,1,2-Trichloro-1,2,2-trifluoroethane (Freon 113)	8.71		"	10.0		87.1	51-157				
1,1,2-Trichloroethane	10.1		"	10.0		101	80-122				
1,1-Dichloroethane	9.91		"	10.0		99.1	70-131				
1,1-Dichloroethylene	8.59		"	10.0		85.9	60-143				
1,1-Dichloropropylene	9.28		"	10.0		92.8	78-122				
1,2,3-Trichlorobenzene	10.4		"	10.0		104	68-140				
1,2,3-Trichloropropane	11.1		"	10.0		111	77-125				
1,2,4-Trichlorobenzene	10.3		"	10.0		103	65-143				
1,2,4-Trimethylbenzene	9.76		"	10.0		97.6	83-121				
1,2-Dibromo-3-chloropropane	11.7		"	10.0		117	60-146				
1,2-Dibromoethane	10.5		"	10.0		105	82-122				
1,2-Dichlorobenzene	11.5		"	10.0		115	85-115				
1,2-Dichloroethane	11.1		"	10.0		111	72-126				
1,2-Dichloropropane	9.53		"	10.0		95.3	78-119				
1,3,5-Trimethylbenzene	10.4		"	10.0		104	84-118				
1,3-Dichlorobenzene	9.77		"	10.0		97.7	83-117				
1,3-Dichloropropane	10.0		"	10.0		100	79-121				
1,4-Dichlorobenzene	9.80		"	10.0		98.0	83-118				
2,2-Dichloropropane	7.56		"	10.0		75.6	60-135				
2-Chlorotoluene	9.20		"	10.0		92.0	81-118				
2-Hexanone	10.7		"	10.0		107	50-151				
4-Chlorotoluene	9.28		"	10.0		92.8	81-117				
Acetone	9.65		"	10.0		96.5	21-172				
Benzene	10.3		"	10.0		103	82-120				
Bromobenzene	9.60		"	10.0		96.0	82-119				
Bromochloromethane	10.8		"	10.0		108	69-125				
Bromodichloromethane	10.1		"	10.0		101	84-117				
Bromoform	11.2		"	10.0		112	77-130				
Bromomethane	4.57		"	10.0		45.7	16-162				
Carbon tetrachloride	9.82		"	10.0		98.2	72-132				
Chlorobenzene	10.1		"	10.0		101	88-112				



Volatile Organic Compounds by GC/MS - Quality Control Data

York Analytical Laboratories, Inc.


Analyte	Result	Reporting	Units	Spike	Source*	%REC	%REC	Limits	Flag	RPD	RPD	Limit	Flag
		Limit			Result					Limit			

Batch BC41058 - EPA 5030B

LCS (BC41058-BS1)

Prepared: 03/25/2014 Analyzed: 03/26/2014


Chloroethane	7.87		ug/L	10.0		78.7	29-172						
Chloroform	10.3		"	10.0		103	77-124						
Chloromethane	7.43		"	10.0		74.3	37-131						
cis-1,2-Dichloroethylene	10.0		"	10.0		100	77-124						
cis-1,3-Dichloropropylene	9.38		"	10.0		93.8	81-117						
Dibromochloromethane	10.8		"	10.0		108	72-131						
Dibromomethane	10.2		"	10.0		102	85-116						
Dichlorodifluoromethane	5.76		"	10.0		57.6	47-152						
Ethyl Benzene	9.97		"	10.0		99.7	86-114						
Hexachlorobutadiene	9.21		"	10.0		92.1	68-139						
Isopropylbenzene	8.97		"	10.0		89.7	84-118						
Methyl tert-butyl ether (MTBE)	11.0		"	10.0		110	49-156						
Methylene chloride	10.4		"	10.0		104	51-145						
Naphthalene	11.6		"	10.0		116	67-141						
n-Butylbenzene	8.81		"	10.0		88.1	76-125						
n-Propylbenzene	8.93		"	10.0		89.3	84-118						
o-Xylene	10.3		"	10.0		103	85-114						
p- & m- Xylenes	20.5		"	20.0		102	84-117						
p-Isopropyltoluene	9.12		"	10.0		91.2	84-121						
sec-Butylbenzene	8.96		"	10.0		89.6	85-119						
Styrene	10.3		"	10.0		103	77-126						
tert-Butylbenzene	9.19		"	10.0		91.9	83-119						
Tetrachloroethylene	9.49		"	10.0		94.9	75-129						
Toluene	11.4		"	10.0		114	86-113			High Bias			
trans-1,2-Dichloroethylene	9.39		"	10.0		93.9	55-148						
trans-1,3-Dichloropropylene	9.60		"	10.0		96.0	77-120						
Trichloroethylene	8.99		"	10.0		89.9	85-115						
Trichlorofluoromethane	8.33		"	10.0		83.3	69-131						
Vinyl Chloride	7.19		"	10.0		71.9	44-152						
Surrogate: 1,2-Dichloroethane-d4	10.6		"	10.0		106	81-123						
Surrogate: p-Bromofluorobenzene	9.54		"	10.0		95.4	70-128						
Surrogate: Toluene-d8	9.46		"	10.0		94.6	88-114						



Volatile Organic Compounds by GC/MS - Quality Control Data

York Analytical Laboratories, Inc.

Analyte	Result	Reporting	Spike	Source*	%REC	%REC	Flag	RPD		
		Limit						Units	Level	Result
Batch BC41058 - EPA 5030B										
LCS Dup (BC41058-BSD1)										
Prepared: 03/25/2014 Analyzed: 03/26/2014										
1,1,1,2-Tetrachloroethane	10.6		ug/L	10.0	106	85-118		1.42	30	
1,1,1-Trichloroethane	9.51		"	10.0	95.1	74-128		2.29	30	
1,1,2,2-Tetrachloroethane	9.86		"	10.0	98.6	71-130		0.101	30	
1,1,2-Trichloro-1,2,2-trifluoroethane (Freon 113)	8.21		"	10.0	82.1	51-157		5.91	30	
1,1,2-Trichloroethane	10.0		"	10.0	100	80-122		0.199	30	
1,1-Dichloroethane	9.96		"	10.0	99.6	70-131		0.503	30	
1,1-Dichloroethylene	8.29		"	10.0	82.9	60-143		3.55	30	
1,1-Dichloropropylene	9.14		"	10.0	91.4	78-122		1.52	30	
1,2,3-Trichlorobenzene	10.4		"	10.0	104	68-140		0.577	30	
1,2,3-Trichloropropane	10.9		"	10.0	109	77-125		2.09	30	
1,2,4-Trichlorobenzene	10.3		"	10.0	103	65-143		0.292	30	
1,2,4-Trimethylbenzene	9.54		"	10.0	95.4	83-121		2.28	30	
1,2-Dibromo-3-chloropropane	12.1		"	10.0	121	60-146		3.53	30	
1,2-Dibromoethane	10.4		"	10.0	104	82-122		0.763	30	
1,2-Dichlorobenzene	10.0		"	10.0	100	85-115		13.6	30	
1,2-Dichloroethane	11.4		"	10.0	114	72-126		2.93	30	
1,2-Dichloropropane	9.48		"	10.0	94.8	78-119		0.526	30	
1,3,5-Trimethylbenzene	10.2		"	10.0	102	84-118		1.64	30	
1,3-Dichlorobenzene	9.85		"	10.0	98.5	83-117		0.815	30	
1,3-Dichloropropane	10.0		"	10.0	100	79-121		0.499	30	
1,4-Dichlorobenzene	9.92		"	10.0	99.2	83-118		1.22	30	
2,2-Dichloropropane	7.22		"	10.0	72.2	60-135		4.60	30	
2-Chlorotoluene	9.12		"	10.0	91.2	81-118		0.873	30	
2-Hexanone	11.0		"	10.0	110	50-151		2.76	30	
4-Chlorotoluene	9.26		"	10.0	92.6	81-117		0.216	30	
Acetone	10.1		"	10.0	101	21-172		4.75	30	
Benzene	10.3		"	10.0	103	82-120		0.292	30	
Bromobenzene	9.69		"	10.0	96.9	82-119		0.933	30	
Bromochloromethane	11.0		"	10.0	110	69-125		1.56	30	
Bromodichloromethane	10.1		"	10.0	101	84-117		0.0992	30	
Bromoform	11.4		"	10.0	114	77-130		1.15	30	
Bromomethane	4.59		"	10.0	45.9	16-162		0.437	30	
Carbon tetrachloride	9.44		"	10.0	94.4	72-132		3.95	30	
Chlorobenzene	10.0		"	10.0	100	88-112		0.796	30	
Chloroethane	8.23		"	10.0	82.3	29-172		4.47	30	
Chloroform	10.6		"	10.0	106	77-124		2.87	30	
Chloromethane	7.30		"	10.0	73.0	37-131		1.77	30	
cis-1,2-Dichloroethylene	9.88		"	10.0	98.8	77-124		1.21	30	
cis-1,3-Dichloropropylene	9.48		"	10.0	94.8	81-117		1.06	30	
Dibromochloromethane	10.7		"	10.0	107	72-131		0.279	30	
Dibromomethane	10.2		"	10.0	102	85-116		0.490	30	
Dichlorodifluoromethane	5.43		"	10.0	54.3	47-152		5.90	30	
Ethyl Benzene	9.62		"	10.0	96.2	86-114		3.57	30	
Hexachlorobutadiene	8.86		"	10.0	88.6	68-139		3.87	30	
Isopropylbenzene	8.86		"	10.0	88.6	84-118		1.23	30	
Methyl tert-butyl ether (MTBE)	11.2		"	10.0	112	49-156		1.62	30	
Methylene chloride	10.9		"	10.0	109	51-145		4.22	30	
Naphthalene	11.0		"	10.0	110	67-141		5.30	30	
n-Butylbenzene	8.66		"	10.0	86.6	76-125		1.72	30	
n-Propylbenzene	8.80		"	10.0	88.0	84-118		1.47	30	
o-Xylene	9.94		"	10.0	99.4	85-114		3.65	30	



Volatile Organic Compounds by GC/MS - Quality Control Data

York Analytical Laboratories, Inc.


Analyte	Result	Reporting	Units	Spike Level	Source*	%REC	%REC Limits	Flag	RPD	RPD	Flag
		Limit			Result					Limit	

Batch BC41058 - EPA 5030B

LCS Dup (BC41058-BSD1)


Prepared: 03/25/2014 Analyzed: 03/26/2014

p- & m- Xylenes	19.7		ug/L	20.0		98.4	84-117		3.93	30
p-Isopropyltoluene	8.97		"	10.0		89.7	84-121		1.66	30
sec-Butylbenzene	8.68		"	10.0		86.8	85-119		3.17	30
Styrene	9.94		"	10.0		99.4	77-126		3.65	30
tert-Butylbenzene	8.98		"	10.0		89.8	83-119		2.31	30
Tetrachloroethylene	9.22		"	10.0		92.2	75-129		2.89	30
Toluene	10.3		"	10.0		103	86-113		10.6	30
trans-1,2-Dichloroethylene	9.23		"	10.0		92.3	55-148		1.72	30
trans-1,3-Dichloropropylene	9.57		"	10.0		95.7	77-120		0.313	30
Trichloroethylene	8.84		"	10.0		88.4	85-115		1.68	30
Trichlorofluoromethane	7.77		"	10.0		77.7	69-131		6.96	30
Vinyl Chloride	7.08		"	10.0		70.8	44-152		1.54	30
<i>Surrogate: 1,2-Dichloroethane-d4</i>	<i>10.9</i>		<i>"</i>	<i>10.0</i>		<i>109</i>	<i>81-123</i>			
<i>Surrogate: p-Bromofluorobenzene</i>	<i>9.73</i>		<i>"</i>	<i>10.0</i>		<i>97.3</i>	<i>70-128</i>			
<i>Surrogate: Toluene-d8</i>	<i>9.35</i>		<i>"</i>	<i>10.0</i>		<i>93.5</i>	<i>88-114</i>			



Volatile Analysis Sample Containers

Lab ID	Client Sample ID	Volatile Sample Container
14C0681-01	WQ031814:1045NP1-1-2	40mL Clear Vial (pre-pres.) HCl; Cool to 4° C
14C0681-02	WQ031914:933NP1-1-4	40mL Clear Vial (pre-pres.) HCl; Cool to 4° C
14C0681-03	WQ031814:1600NP1-1-6	40mL Clear Vial (pre-pres.) HCl; Cool to 4° C
14C0681-04	WQ031914:814NP1-1-7	40mL Clear Vial (pre-pres.) HCl; Cool to 4° C



Notes and Definitions

- QL-02 This LCS analyte is outside Laboratory Recovery limits due the analyte behavior using the referenced method. The reference method has certain limitations with respect to analytes of this nature.
- J Detected below the Reporting Limit but greater than or equal to the Method Detection Limit (MDL/LOD) or in the case of a TIC, the result is an estimated concentration.
- CCV-E The value reported is ESTIMATED. The value is estimated due to its behavior during continuing calibration verification (>20% Difference for average Rf or >20% Drift for quadratic fit).
- B Analyte is found in the associated analysis batch blank. For volatiles, methylene chloride and acetone are common lab contaminants. Data users should consider anything <10x the blank value as artifact.

-
- * Analyte is not certified or the state (NY) does not offer certification for the Analyte.
- ND Analyte NOT DETECTED at the stated Reporting Limit (RL) or above.
- RL REPORTING LIMIT - the minimum reportable value based upon the lowest point in the analyte calibration curve.
- MDL METHOD DETECTION LIMIT - the minimum concentration that can be measured and reported with a 99% confidence that the concentration is greater than zero. If requested or required, a value reported below the RL and above the MDL is considered estimated and is noted with a "J" flag.
- NR Not reported
- RPD Relative Percent Difference
- Wet The data has been reported on an as-received (wet weight) basis
- Low Bias Low Bias flag indicates that the recovery of the flagged analyte is below the laboratory or regulatory lower control limit. The data user should take note that this analyte may be biased low but should evaluate multiple lines of evidence including the LCS and site-specific MS/MSD data to draw bias conclusions. In cases where no site-specific MS/MSD was requested, only the LCS data can be used to evaluate such bias.
- High Bias High Bias flag indicates that the recovery of the flagged analyte is above the laboratory or regulatory upper control limit. The data user should take note that this analyte may be biased high but should evaluate multiple lines of evidence including the LCS and site-specific MS/MSD data to draw bias conclusions. In cases where no site-specific MS/MSD was requested, only the LCS data can be used to evaluate such bias.
- Non-Dir. Non-dir. flag (Non-Directional Bias) indicates that the Relative Percent Difference (RPD) (a measure of precision) among the MS and MSD data is outside the laboratory or regulatory control limit. This alerts the data user where the MS and MSD are from site-specific samples that the RPD is high due to either non-homogeneous distribution of target analyte between the MS/MSD or indicates poor reproducibility for other reasons.


If EPA SW-846 method 8270 is included herein it is noted that the target compound N-nitrosodiphenylamine (NDPA) decomposes in the gas chromatographic inlet and cannot be separated from diphenylamine (DPA). These results could actually represent 100% DPA, 100% NDPA or some combination of the two. For this reason, York reports the combined result for n-nitrosodiphenylamine and diphenylamine for either of these compounds as a combined concentration as Diphenylamine.

If Total PCBs are detected and the target aroclors reported are "Not detected", the Total PCB value is reported due to the presence of either or both Aroclors 1262 and 1268 which are non-target aroclors for some regulatory lists.

2-chloroethylvinyl ether readily breaks down under acidic conditions. Samples that are acid preserved, including standards will exhibit breakdown. The data user should take note.

Certification for pH is no longer offered by NYDOH ELAP.

Semi-Volatile and Volatile analyses are reported down to the MDL, with values between the MDL and the RL being "J" flagged as estimated results.



Technical Report

prepared for:

Leggette Brashears & Graham Shelton Office

4 Research Drive, Suite 301

Shelton CT, 06484

Attention: Tunde Komuves-Sandor

Report Date: 03/27/2014

Client Project ID: Rowe Industries

York Project (SDG) No.: 14C0684

CT Cert. No. PH-0723

New Jersey Cert. No. CT-005



New York Cert. No. 10854

PA Cert. No. 68-04440

Report Date: 03/27/2014
Client Project ID: Rowe Industries
York Project (SDG) No.: 14C0684

Leggette Brashears & Graham Shelton Office
4 Research Drive, Suite 301
Shelton CT, 06484
Attention: Tunde Komuves-Sandor

Purpose and Results

This report contains the analytical data for the sample(s) identified on the attached chain-of-custody received in our laboratory on March 20, 2014 and listed below. The project was identified as your project: **Rowe Industries**.

The analyses were conducted utilizing appropriate EPA, Standard Methods, and ASTM methods as detailed in the data summary tables.

All samples were received in proper condition meeting the customary acceptance requirements for environmental samples except those indicated under the Notes section of this report.

All analyses met the method and laboratory standard operating procedure requirements except as indicated by any data flags, the meaning of which are explained in the attachment to this report, and case narrative if applicable.

The results of the analyses, which are all reported on dry weight basis (soils) unless otherwise noted, are detailed in the following pages.

Please contact Client Services at 203.325.1371 with any questions regarding this report.

<u>York Sample ID</u>	<u>Client Sample ID</u>	<u>Matrix</u>	<u>Date Collected</u>	<u>Date Received</u>
14C0684-01	WQ031714:1600FRW1	Water	03/17/2014	03/20/2014
14C0684-02	WQ031714:1605FRW2	Water	03/17/2014	03/20/2014
14C0684-03	WQ031714:1610FRW3	Water	03/17/2014	03/20/2014
14C0684-04	WQ031714:1615FRW4	Water	03/17/2014	03/20/2014

General Notes for York Project (SDG) No.: 14C0684

1. The RLs and MDLs (Reporting Limit and Method Detection Limit respectively) reported are adjusted for any dilution necessary due to the levels of target and/or non-target analytes and matrix interference. The RL(REPORTING LIMIT) is based upon the lowest standard utilized for the calibration where applicable.
2. Samples are retained for a period of thirty days after submittal of report, unless other arrangements are made.
3. York's liability for the above data is limited to the dollar value paid to York for the referenced project.
4. This report shall not be reproduced without the written approval of York Analytical Laboratories, Inc.
5. All samples were received in proper condition for analysis with proper documentation, unless otherwise noted.
6. All analyses conducted met method or Laboratory SOP requirements. See the Qualifiers and/or Narrative sections for further information.
7. It is noted that no analyses reported herein were subcontracted to another laboratory, unless noted in the report.
8. This report reflects results that relate only to the samples submitted on the attached chain-of-custody form(s) received by York.


Approved By:



Benjamin Gulizia
Laboratory Director

Date: 03/27/2014





Sample Information

Client Sample ID: WQ031714:1600FRW1

York Sample ID: 14C0684-01

<u>York Project (SDG) No.</u> 14C0684	<u>Client Project ID</u> Rowe Industries	<u>Matrix</u> Water	<u>Collection Date/Time</u> March 17, 2014 4:00 pm	<u>Date Received</u> 03/20/2014
--	---	------------------------	---	------------------------------------


Volatile Organics, 8260 List - Low Level

Log-in Notes:

Sample Notes:

Sample Prepared by Method: EPA 5030B

CAS No.	Parameter	Result	Flag	Units	MDL	RL	Dilution	Reference Method	Date/Time Prepared	Date/Time Analyzed	Analyst
630-20-6	1,1,1,2-Tetrachloroethane	ND		ug/L	0.20	0.50	1	EPA 8260C	03/26/2014 16:56	03/27/2014 10:41	SS
71-55-6	1,1,1-Trichloroethane	0.37	J	ug/L	0.20	0.50	1	EPA 8260C	03/26/2014 16:56	03/27/2014 10:41	SS
79-34-5	1,1,2,2-Tetrachloroethane	ND		ug/L	0.20	0.50	1	EPA 8260C	03/26/2014 16:56	03/27/2014 10:41	SS
76-13-1	1,1,2-Trichloro-1,2,2-trifluoroethane (Freon 113)	ND		ug/L	0.20	0.50	1	EPA 8260C	03/26/2014 16:56	03/27/2014 10:41	SS
79-00-5	1,1,2-Trichloroethane	ND		ug/L	0.20	0.50	1	EPA 8260C	03/26/2014 16:56	03/27/2014 10:41	SS
75-34-3	1,1-Dichloroethane	ND		ug/L	0.20	0.50	1	EPA 8260C	03/26/2014 16:56	03/27/2014 10:41	SS
75-35-4	1,1-Dichloroethylene	ND		ug/L	0.20	0.50	1	EPA 8260C	03/26/2014 16:56	03/27/2014 10:41	SS
563-58-6	1,1-Dichloropropylene	ND		ug/L	0.20	0.50	1	EPA 8260C	03/26/2014 16:56	03/27/2014 10:41	SS
87-61-6	1,2,3-Trichlorobenzene	ND		ug/L	0.20	0.50	1	EPA 8260C	03/26/2014 16:56	03/27/2014 10:41	SS
96-18-4	1,2,3-Trichloropropane	ND		ug/L	0.20	0.50	1	EPA 8260C	03/26/2014 16:56	03/27/2014 10:41	SS
120-82-1	1,2,4-Trichlorobenzene	ND		ug/L	0.20	0.50	1	EPA 8260C	03/26/2014 16:56	03/27/2014 10:41	SS
95-63-6	1,2,4-Trimethylbenzene	ND		ug/L	0.20	0.50	1	EPA 8260C	03/26/2014 16:56	03/27/2014 10:41	SS
96-12-8	1,2-Dibromo-3-chloropropane	ND		ug/L	0.20	0.50	1	EPA 8260C	03/26/2014 16:56	03/27/2014 10:41	SS
106-93-4	1,2-Dibromoethane	ND		ug/L	0.20	0.50	1	EPA 8260C	03/26/2014 16:56	03/27/2014 10:41	SS
95-50-1	1,2-Dichlorobenzene	ND		ug/L	0.20	0.50	1	EPA 8260C	03/26/2014 16:56	03/27/2014 10:41	SS
107-06-2	1,2-Dichloroethane	ND		ug/L	0.20	0.50	1	EPA 8260C	03/26/2014 16:56	03/27/2014 10:41	SS
78-87-5	1,2-Dichloropropane	ND		ug/L	0.20	0.50	1	EPA 8260C	03/26/2014 16:56	03/27/2014 10:41	SS
108-67-8	1,3,5-Trimethylbenzene	ND		ug/L	0.20	0.50	1	EPA 8260C	03/26/2014 16:56	03/27/2014 10:41	SS
541-73-1	1,3-Dichlorobenzene	ND		ug/L	0.20	0.50	1	EPA 8260C	03/26/2014 16:56	03/27/2014 10:41	SS
142-28-9	1,3-Dichloropropane	ND		ug/L	0.20	0.50	1	EPA 8260C	03/26/2014 16:56	03/27/2014 10:41	SS
106-46-7	1,4-Dichlorobenzene	ND		ug/L	0.20	0.50	1	EPA 8260C	03/26/2014 16:56	03/27/2014 10:41	SS
594-20-7	2,2-Dichloropropane	ND		ug/L	0.20	0.50	1	EPA 8260C	03/26/2014 16:56	03/27/2014 10:41	SS
95-49-8	2-Chlorotoluene	ND		ug/L	0.20	0.50	1	EPA 8260C	03/26/2014 16:56	03/27/2014 10:41	SS
591-78-6	2-Hexanone	ND		ug/L	0.20	0.50	1	EPA 8260C	03/26/2014 16:56	03/27/2014 10:41	SS
106-43-4	4-Chlorotoluene	ND		ug/L	0.20	0.50	1	EPA 8260C	03/26/2014 16:56	03/27/2014 10:41	SS
67-64-1	Acetone	1.1	J	ug/L	1.0	2.0	1	EPA 8260C	03/26/2014 16:56	03/27/2014 10:41	SS
71-43-2	Benzene	ND		ug/L	0.20	0.50	1	EPA 8260C	03/26/2014 16:56	03/27/2014 10:41	SS
108-86-1	Bromobenzene	ND		ug/L	0.20	0.50	1	EPA 8260C	03/26/2014 16:56	03/27/2014 10:41	SS
74-97-5	Bromochloromethane	ND		ug/L	0.20	0.50	1	EPA 8260C	03/26/2014 16:56	03/27/2014 10:41	SS
75-27-4	Bromodichloromethane	ND		ug/L	0.20	0.50	1	EPA 8260C	03/26/2014 16:56	03/27/2014 10:41	SS
75-25-2	Bromoform	ND		ug/L	0.20	0.50	1	EPA 8260C	03/26/2014 16:56	03/27/2014 10:41	SS
74-83-9	Bromomethane	ND		ug/L	0.20	0.50	1	EPA 8260C	03/26/2014 16:56	03/27/2014 10:41	SS
56-23-5	Carbon tetrachloride	ND		ug/L	0.20	0.50	1	EPA 8260C	03/26/2014 16:56	03/27/2014 10:41	SS
108-90-7	Chlorobenzene	ND		ug/L	0.20	0.50	1	EPA 8260C	03/26/2014 16:56	03/27/2014 10:41	SS
75-00-3	Chloroethane	ND		ug/L	0.20	0.50	1	EPA 8260C	03/26/2014 16:56	03/27/2014 10:41	SS



Sample Information

Client Sample ID: WQ031714:1600FRW1

York Sample ID: 14C0684-01

York Project (SDG) No.

Client Project ID

Matrix

Collection Date/Time

Date Received

14C0684

Rowe Industries

Water

March 17, 2014 4:00 pm

03/20/2014


Volatile Organics, 8260 List - Low Level

Log-in Notes:

Sample Notes:

Sample Prepared by Method: EPA 5030B

CAS No.	Parameter	Result	Flag	Units	MDL	RL	Dilution	Reference Method	Date/Time Prepared	Date/Time Analyzed	Analyst
67-66-3	Chloroform	ND		ug/L	0.20	0.50	1	EPA 8260C	03/26/2014 16:56	03/27/2014 10:41	SS
74-87-3	Chloromethane	ND		ug/L	0.20	0.50	1	EPA 8260C	03/26/2014 16:56	03/27/2014 10:41	SS
156-59-2	cis-1,2-Dichloroethylene	8.6		ug/L	0.20	0.50	1	EPA 8260C	03/26/2014 16:56	03/27/2014 10:41	SS
10061-01-5	cis-1,3-Dichloropropylene	ND		ug/L	0.20	0.50	1	EPA 8260C	03/26/2014 16:56	03/27/2014 10:41	SS
124-48-1	Dibromochloromethane	ND		ug/L	0.20	0.50	1	EPA 8260C	03/26/2014 16:56	03/27/2014 10:41	SS
74-95-3	Dibromomethane	ND		ug/L	0.20	0.50	1	EPA 8260C	03/26/2014 16:56	03/27/2014 10:41	SS
75-71-8	Dichlorodifluoromethane	ND		ug/L	0.20	0.50	1	EPA 8260C	03/26/2014 16:56	03/27/2014 10:41	SS
100-41-4	Ethyl Benzene	ND		ug/L	0.20	0.50	1	EPA 8260C	03/26/2014 16:56	03/27/2014 10:41	SS
87-68-3	Hexachlorobutadiene	ND		ug/L	0.20	0.50	1	EPA 8260C	03/26/2014 16:56	03/27/2014 10:41	SS
98-82-8	Isopropylbenzene	ND		ug/L	0.20	0.50	1	EPA 8260C	03/26/2014 16:56	03/27/2014 10:41	SS
1634-04-4	Methyl tert-butyl ether (MTBE)	ND		ug/L	0.20	0.50	1	EPA 8260C	03/26/2014 16:56	03/27/2014 10:41	SS
75-09-2	Methylene chloride	ND		ug/L	1.0	2.0	1	EPA 8260C	03/26/2014 16:56	03/27/2014 10:41	SS
91-20-3	Naphthalene	ND		ug/L	1.0	2.0	1	EPA 8260C	03/26/2014 16:56	03/27/2014 10:41	SS
104-51-8	n-Butylbenzene	ND		ug/L	0.20	0.50	1	EPA 8260C	03/26/2014 16:56	03/27/2014 10:41	SS
103-65-1	n-Propylbenzene	ND		ug/L	0.20	0.50	1	EPA 8260C	03/26/2014 16:56	03/27/2014 10:41	SS
95-47-6	* o-Xylene	ND		ug/L	0.20	0.50	1	EPA 8260C	03/26/2014 16:56	03/27/2014 10:41	SS
179601-23-1	* p- & m- Xylenes	ND		ug/L	0.50	1.0	1	EPA 8260C	03/26/2014 16:56	03/27/2014 10:41	SS
99-87-6	p-Isopropyltoluene	ND		ug/L	0.20	0.50	1	EPA 8260C	03/26/2014 16:56	03/27/2014 10:41	SS
135-98-8	sec-Butylbenzene	ND		ug/L	0.20	0.50	1	EPA 8260C	03/26/2014 16:56	03/27/2014 10:41	SS
100-42-5	Styrene	ND		ug/L	0.20	0.50	1	EPA 8260C	03/26/2014 16:56	03/27/2014 10:41	SS
98-06-6	tert-Butylbenzene	ND		ug/L	0.20	0.50	1	EPA 8260C	03/26/2014 16:56	03/27/2014 10:41	SS
127-18-4	Tetrachloroethylene	74		ug/L	1.0	2.5	5	EPA 8260C	03/26/2014 16:56	03/27/2014 16:20	SS
108-88-3	Toluene	ND		ug/L	0.20	0.50	1	EPA 8260C	03/26/2014 16:56	03/27/2014 10:41	SS
156-60-5	trans-1,2-Dichloroethylene	ND		ug/L	0.20	0.50	1	EPA 8260C	03/26/2014 16:56	03/27/2014 10:41	SS
10061-02-6	trans-1,3-Dichloropropylene	ND		ug/L	0.20	0.50	1	EPA 8260C	03/26/2014 16:56	03/27/2014 10:41	SS
79-01-6	Trichloroethylene	2.1		ug/L	0.20	0.50	1	EPA 8260C	03/26/2014 16:56	03/27/2014 10:41	SS
75-69-4	Trichlorofluoromethane	ND		ug/L	0.20	0.50	1	EPA 8260C	03/26/2014 16:56	03/27/2014 10:41	SS
75-01-4	Vinyl Chloride	ND		ug/L	0.50	0.50	1	EPA 8260C	03/26/2014 16:56	03/27/2014 10:41	SS
1330-20-7	Xylenes, Total	ND		ug/L	0.60	1.5	1	EPA 8260C	03/26/2014 16:56	03/27/2014 10:41	SS
	Surrogate Recoveries	Result			Acceptance Range						
17060-07-0	Surrogate: 1,2-Dichloroethane-d4	110 %			81-123						
460-00-4	Surrogate: p-Bromofluorobenzene	95.3 %			70-128						
2037-26-5	Surrogate: Toluene-d8	93.3 %			88-114						



Sample Information

Client Sample ID: WQ031714:1605FRW2

York Sample ID: 14C0684-02

York Project (SDG) No.

Client Project ID

Matrix

Collection Date/Time

Date Received

14C0684

Rowe Industries

Water

March 17, 2014 4:05 pm

03/20/2014


Volatile Organics, 8260 List - Low Level

Log-in Notes:

Sample Notes:

Sample Prepared by Method: EPA 5030B

CAS No.	Parameter	Result	Flag	Units	MDL	RL	Dilution	Reference Method	Date/Time Prepared	Date/Time Analyzed	Analyst
630-20-6	1,1,1,2-Tetrachloroethane	ND		ug/L	0.20	0.50	1	EPA 8260C	03/26/2014 16:56	03/27/2014 11:13	SS
71-55-6	1,1,1-Trichloroethane	ND		ug/L	0.20	0.50	1	EPA 8260C	03/26/2014 16:56	03/27/2014 11:13	SS
79-34-5	1,1,2,2-Tetrachloroethane	ND		ug/L	0.20	0.50	1	EPA 8260C	03/26/2014 16:56	03/27/2014 11:13	SS
76-13-1	1,1,2-Trichloro-1,2,2-trifluoroethane (Freon 113)	ND		ug/L	0.20	0.50	1	EPA 8260C	03/26/2014 16:56	03/27/2014 11:13	SS
79-00-5	1,1,2-Trichloroethane	ND		ug/L	0.20	0.50	1	EPA 8260C	03/26/2014 16:56	03/27/2014 11:13	SS
75-34-3	1,1-Dichloroethane	ND		ug/L	0.20	0.50	1	EPA 8260C	03/26/2014 16:56	03/27/2014 11:13	SS
75-35-4	1,1-Dichloroethylene	ND		ug/L	0.20	0.50	1	EPA 8260C	03/26/2014 16:56	03/27/2014 11:13	SS
563-58-6	1,1-Dichloropropylene	ND		ug/L	0.20	0.50	1	EPA 8260C	03/26/2014 16:56	03/27/2014 11:13	SS
87-61-6	1,2,3-Trichlorobenzene	ND		ug/L	0.20	0.50	1	EPA 8260C	03/26/2014 16:56	03/27/2014 11:13	SS
96-18-4	1,2,3-Trichloropropane	ND		ug/L	0.20	0.50	1	EPA 8260C	03/26/2014 16:56	03/27/2014 11:13	SS
120-82-1	1,2,4-Trichlorobenzene	ND		ug/L	0.20	0.50	1	EPA 8260C	03/26/2014 16:56	03/27/2014 11:13	SS
95-63-6	1,2,4-Trimethylbenzene	ND		ug/L	0.20	0.50	1	EPA 8260C	03/26/2014 16:56	03/27/2014 11:13	SS
96-12-8	1,2-Dibromo-3-chloropropane	ND		ug/L	0.20	0.50	1	EPA 8260C	03/26/2014 16:56	03/27/2014 11:13	SS
106-93-4	1,2-Dibromoethane	ND		ug/L	0.20	0.50	1	EPA 8260C	03/26/2014 16:56	03/27/2014 11:13	SS
95-50-1	1,2-Dichlorobenzene	ND		ug/L	0.20	0.50	1	EPA 8260C	03/26/2014 16:56	03/27/2014 11:13	SS
107-06-2	1,2-Dichloroethane	ND		ug/L	0.20	0.50	1	EPA 8260C	03/26/2014 16:56	03/27/2014 11:13	SS
78-87-5	1,2-Dichloropropane	ND		ug/L	0.20	0.50	1	EPA 8260C	03/26/2014 16:56	03/27/2014 11:13	SS
108-67-8	1,3,5-Trimethylbenzene	ND		ug/L	0.20	0.50	1	EPA 8260C	03/26/2014 16:56	03/27/2014 11:13	SS
541-73-1	1,3-Dichlorobenzene	ND		ug/L	0.20	0.50	1	EPA 8260C	03/26/2014 16:56	03/27/2014 11:13	SS
142-28-9	1,3-Dichloropropane	ND		ug/L	0.20	0.50	1	EPA 8260C	03/26/2014 16:56	03/27/2014 11:13	SS
106-46-7	1,4-Dichlorobenzene	ND		ug/L	0.20	0.50	1	EPA 8260C	03/26/2014 16:56	03/27/2014 11:13	SS
594-20-7	2,2-Dichloropropane	ND		ug/L	0.20	0.50	1	EPA 8260C	03/26/2014 16:56	03/27/2014 11:13	SS
95-49-8	2-Chlorotoluene	ND		ug/L	0.20	0.50	1	EPA 8260C	03/26/2014 16:56	03/27/2014 11:13	SS
591-78-6	2-Hexanone	ND		ug/L	0.20	0.50	1	EPA 8260C	03/26/2014 16:56	03/27/2014 11:13	SS
106-43-4	4-Chlorotoluene	ND		ug/L	0.20	0.50	1	EPA 8260C	03/26/2014 16:56	03/27/2014 11:13	SS
67-64-1	Acetone	11		ug/L	1.0	2.0	1	EPA 8260C	03/26/2014 16:56	03/27/2014 11:13	SS
71-43-2	Benzene	ND		ug/L	0.20	0.50	1	EPA 8260C	03/26/2014 16:56	03/27/2014 11:13	SS
108-86-1	Bromobenzene	ND		ug/L	0.20	0.50	1	EPA 8260C	03/26/2014 16:56	03/27/2014 11:13	SS
74-97-5	Bromochloromethane	ND		ug/L	0.20	0.50	1	EPA 8260C	03/26/2014 16:56	03/27/2014 11:13	SS
75-27-4	Bromodichloromethane	ND		ug/L	0.20	0.50	1	EPA 8260C	03/26/2014 16:56	03/27/2014 11:13	SS
75-25-2	Bromoform	ND		ug/L	0.20	0.50	1	EPA 8260C	03/26/2014 16:56	03/27/2014 11:13	SS
74-83-9	Bromomethane	ND		ug/L	0.20	0.50	1	EPA 8260C	03/26/2014 16:56	03/27/2014 11:13	SS
56-23-5	Carbon tetrachloride	ND		ug/L	0.20	0.50	1	EPA 8260C	03/26/2014 16:56	03/27/2014 11:13	SS
108-90-7	Chlorobenzene	ND		ug/L	0.20	0.50	1	EPA 8260C	03/26/2014 16:56	03/27/2014 11:13	SS
75-00-3	Chloroethane	ND		ug/L	0.20	0.50	1	EPA 8260C	03/26/2014 16:56	03/27/2014 11:13	SS
67-66-3	Chloroform	ND		ug/L	0.20	0.50	1	EPA 8260C	03/26/2014 16:56	03/27/2014 11:13	SS



Sample Information

Client Sample ID: WQ031714:1605FRW2

York Sample ID: 14C0684-02

York Project (SDG) No.

Client Project ID

Matrix

Collection Date/Time

Date Received

14C0684

Rowe Industries

Water

March 17, 2014 4:05 pm

03/20/2014


Volatile Organics, 8260 List - Low Level

Log-in Notes:

Sample Notes:

Sample Prepared by Method: EPA 5030B

CAS No.	Parameter	Result	Flag	Units	MDL	RL	Dilution	Reference Method	Date/Time Prepared	Date/Time Analyzed	Analyst
74-87-3	Chloromethane	ND		ug/L	0.20	0.50	1	EPA 8260C	03/26/2014 16:56	03/27/2014 11:13	SS
156-59-2	cis-1,2-Dichloroethylene	15		ug/L	0.20	0.50	1	EPA 8260C	03/26/2014 16:56	03/27/2014 11:13	SS
10061-01-5	cis-1,3-Dichloropropylene	ND		ug/L	0.20	0.50	1	EPA 8260C	03/26/2014 16:56	03/27/2014 11:13	SS
124-48-1	Dibromochloromethane	ND		ug/L	0.20	0.50	1	EPA 8260C	03/26/2014 16:56	03/27/2014 11:13	SS
74-95-3	Dibromomethane	ND		ug/L	0.20	0.50	1	EPA 8260C	03/26/2014 16:56	03/27/2014 11:13	SS
75-71-8	Dichlorodifluoromethane	ND		ug/L	0.20	0.50	1	EPA 8260C	03/26/2014 16:56	03/27/2014 11:13	SS
100-41-4	Ethyl Benzene	ND		ug/L	0.20	0.50	1	EPA 8260C	03/26/2014 16:56	03/27/2014 11:13	SS
87-68-3	Hexachlorobutadiene	ND		ug/L	0.20	0.50	1	EPA 8260C	03/26/2014 16:56	03/27/2014 11:13	SS
98-82-8	Isopropylbenzene	ND		ug/L	0.20	0.50	1	EPA 8260C	03/26/2014 16:56	03/27/2014 11:13	SS
1634-04-4	Methyl tert-butyl ether (MTBE)	ND		ug/L	0.20	0.50	1	EPA 8260C	03/26/2014 16:56	03/27/2014 11:13	SS
75-09-2	Methylene chloride	ND		ug/L	1.0	2.0	1	EPA 8260C	03/26/2014 16:56	03/27/2014 11:13	SS
91-20-3	Naphthalene	ND		ug/L	1.0	2.0	1	EPA 8260C	03/26/2014 16:56	03/27/2014 11:13	SS
104-51-8	n-Butylbenzene	ND		ug/L	0.20	0.50	1	EPA 8260C	03/26/2014 16:56	03/27/2014 11:13	SS
103-65-1	n-Propylbenzene	ND		ug/L	0.20	0.50	1	EPA 8260C	03/26/2014 16:56	03/27/2014 11:13	SS
95-47-6	* o-Xylene	ND		ug/L	0.20	0.50	1	EPA 8260C	03/26/2014 16:56	03/27/2014 11:13	SS
179601-23-1	* p- & m- Xylenes	ND		ug/L	0.50	1.0	1	EPA 8260C	03/26/2014 16:56	03/27/2014 11:13	SS
99-87-6	p-Isopropyltoluene	ND		ug/L	0.20	0.50	1	EPA 8260C	03/26/2014 16:56	03/27/2014 11:13	SS
135-98-8	sec-Butylbenzene	ND		ug/L	0.20	0.50	1	EPA 8260C	03/26/2014 16:56	03/27/2014 11:13	SS
100-42-5	Styrene	ND		ug/L	0.20	0.50	1	EPA 8260C	03/26/2014 16:56	03/27/2014 11:13	SS
98-06-6	tert-Butylbenzene	ND		ug/L	0.20	0.50	1	EPA 8260C	03/26/2014 16:56	03/27/2014 11:13	SS
127-18-4	Tetrachloroethylene	11		ug/L	0.20	0.50	1	EPA 8260C	03/26/2014 16:56	03/27/2014 11:13	SS
108-88-3	Toluene	0.23	J	ug/L	0.20	0.50	1	EPA 8260C	03/26/2014 16:56	03/27/2014 11:13	SS
156-60-5	trans-1,2-Dichloroethylene	ND		ug/L	0.20	0.50	1	EPA 8260C	03/26/2014 16:56	03/27/2014 11:13	SS
10061-02-6	trans-1,3-Dichloropropylene	ND		ug/L	0.20	0.50	1	EPA 8260C	03/26/2014 16:56	03/27/2014 11:13	SS
79-01-6	Trichloroethylene	1.9		ug/L	0.20	0.50	1	EPA 8260C	03/26/2014 16:56	03/27/2014 11:13	SS
75-69-4	Trichlorofluoromethane	ND		ug/L	0.20	0.50	1	EPA 8260C	03/26/2014 16:56	03/27/2014 11:13	SS
75-01-4	Vinyl Chloride	0.96		ug/L	0.50	0.50	1	EPA 8260C	03/26/2014 16:56	03/27/2014 11:13	SS
1330-20-7	Xylenes, Total	ND		ug/L	0.60	1.5	1	EPA 8260C	03/26/2014 16:56	03/27/2014 11:13	SS
	Surrogate Recoveries	Result			Acceptance Range						
17060-07-0	Surrogate: 1,2-Dichloroethane-d4	110 %			81-123						
460-00-4	Surrogate: p-Bromofluorobenzene	94.0 %			70-128						
2037-26-5	Surrogate: Toluene-d8	92.5 %			88-114						



Sample Information

Client Sample ID: WQ031714:1610FRW3

York Sample ID: 14C0684-03

York Project (SDG) No.

Client Project ID

Matrix

Collection Date/Time

Date Received

14C0684

Rowe Industries

Water

March 17, 2014 4:10 pm

03/20/2014


Volatile Organics, 8260 List - Low Level

Log-in Notes:

Sample Notes:

Sample Prepared by Method: EPA 5030B

CAS No.	Parameter	Result	Flag	Units	MDL	RL	Dilution	Reference Method	Date/Time Prepared	Date/Time Analyzed	Analyst
630-20-6	1,1,1,2-Tetrachloroethane	ND		ug/L	0.20	0.50	1	EPA 8260C	03/26/2014 16:56	03/27/2014 11:45	SS
71-55-6	1,1,1-Trichloroethane	0.50		ug/L	0.20	0.50	1	EPA 8260C	03/26/2014 16:56	03/27/2014 11:45	SS
79-34-5	1,1,2,2-Tetrachloroethane	ND		ug/L	0.20	0.50	1	EPA 8260C	03/26/2014 16:56	03/27/2014 11:45	SS
76-13-1	1,1,2-Trichloro-1,2,2-trifluoroethane (Freon 113)	ND		ug/L	0.20	0.50	1	EPA 8260C	03/26/2014 16:56	03/27/2014 11:45	SS
79-00-5	1,1,2-Trichloroethane	ND		ug/L	0.20	0.50	1	EPA 8260C	03/26/2014 16:56	03/27/2014 11:45	SS
75-34-3	1,1-Dichloroethane	ND		ug/L	0.20	0.50	1	EPA 8260C	03/26/2014 16:56	03/27/2014 11:45	SS
75-35-4	1,1-Dichloroethylene	ND		ug/L	0.20	0.50	1	EPA 8260C	03/26/2014 16:56	03/27/2014 11:45	SS
563-58-6	1,1-Dichloropropylene	ND		ug/L	0.20	0.50	1	EPA 8260C	03/26/2014 16:56	03/27/2014 11:45	SS
87-61-6	1,2,3-Trichlorobenzene	ND		ug/L	0.20	0.50	1	EPA 8260C	03/26/2014 16:56	03/27/2014 11:45	SS
96-18-4	1,2,3-Trichloropropane	ND		ug/L	0.20	0.50	1	EPA 8260C	03/26/2014 16:56	03/27/2014 11:45	SS
120-82-1	1,2,4-Trichlorobenzene	ND		ug/L	0.20	0.50	1	EPA 8260C	03/26/2014 16:56	03/27/2014 11:45	SS
95-63-6	1,2,4-Trimethylbenzene	ND		ug/L	0.20	0.50	1	EPA 8260C	03/26/2014 16:56	03/27/2014 11:45	SS
96-12-8	1,2-Dibromo-3-chloropropane	ND		ug/L	0.20	0.50	1	EPA 8260C	03/26/2014 16:56	03/27/2014 11:45	SS
106-93-4	1,2-Dibromoethane	ND		ug/L	0.20	0.50	1	EPA 8260C	03/26/2014 16:56	03/27/2014 11:45	SS
95-50-1	1,2-Dichlorobenzene	ND		ug/L	0.20	0.50	1	EPA 8260C	03/26/2014 16:56	03/27/2014 11:45	SS
107-06-2	1,2-Dichloroethane	ND		ug/L	0.20	0.50	1	EPA 8260C	03/26/2014 16:56	03/27/2014 11:45	SS
78-87-5	1,2-Dichloropropane	ND		ug/L	0.20	0.50	1	EPA 8260C	03/26/2014 16:56	03/27/2014 11:45	SS
108-67-8	1,3,5-Trimethylbenzene	1.1		ug/L	0.20	0.50	1	EPA 8260C	03/26/2014 16:56	03/27/2014 11:45	SS
541-73-1	1,3-Dichlorobenzene	ND		ug/L	0.20	0.50	1	EPA 8260C	03/26/2014 16:56	03/27/2014 11:45	SS
142-28-9	1,3-Dichloropropane	ND		ug/L	0.20	0.50	1	EPA 8260C	03/26/2014 16:56	03/27/2014 11:45	SS
106-46-7	1,4-Dichlorobenzene	ND		ug/L	0.20	0.50	1	EPA 8260C	03/26/2014 16:56	03/27/2014 11:45	SS
594-20-7	2,2-Dichloropropane	ND		ug/L	0.20	0.50	1	EPA 8260C	03/26/2014 16:56	03/27/2014 11:45	SS
95-49-8	2-Chlorotoluene	ND		ug/L	0.20	0.50	1	EPA 8260C	03/26/2014 16:56	03/27/2014 11:45	SS
591-78-6	2-Hexanone	ND		ug/L	0.20	0.50	1	EPA 8260C	03/26/2014 16:56	03/27/2014 11:45	SS
106-43-4	4-Chlorotoluene	ND		ug/L	0.20	0.50	1	EPA 8260C	03/26/2014 16:56	03/27/2014 11:45	SS
67-64-1	Acetone	1.6	J	ug/L	1.0	2.0	1	EPA 8260C	03/26/2014 16:56	03/27/2014 11:45	SS
71-43-2	Benzene	ND		ug/L	0.20	0.50	1	EPA 8260C	03/26/2014 16:56	03/27/2014 11:45	SS
108-86-1	Bromobenzene	ND		ug/L	0.20	0.50	1	EPA 8260C	03/26/2014 16:56	03/27/2014 11:45	SS
74-97-5	Bromochloromethane	ND		ug/L	0.20	0.50	1	EPA 8260C	03/26/2014 16:56	03/27/2014 11:45	SS
75-27-4	Bromodichloromethane	ND		ug/L	0.20	0.50	1	EPA 8260C	03/26/2014 16:56	03/27/2014 11:45	SS
75-25-2	Bromoform	ND		ug/L	0.20	0.50	1	EPA 8260C	03/26/2014 16:56	03/27/2014 11:45	SS
74-83-9	Bromomethane	ND		ug/L	0.20	0.50	1	EPA 8260C	03/26/2014 16:56	03/27/2014 11:45	SS
56-23-5	Carbon tetrachloride	ND		ug/L	0.20	0.50	1	EPA 8260C	03/26/2014 16:56	03/27/2014 11:45	SS
108-90-7	Chlorobenzene	ND		ug/L	0.20	0.50	1	EPA 8260C	03/26/2014 16:56	03/27/2014 11:45	SS
75-00-3	Chloroethane	ND		ug/L	0.20	0.50	1	EPA 8260C	03/26/2014 16:56	03/27/2014 11:45	SS
67-66-3	Chloroform	ND		ug/L	0.20	0.50	1	EPA 8260C	03/26/2014 16:56	03/27/2014 11:45	SS



Sample Information

Client Sample ID: WQ031714:1610FRW3

York Sample ID: 14C0684-03

York Project (SDG) No.

Client Project ID

Matrix

Collection Date/Time

Date Received

14C0684

Rowe Industries

Water

March 17, 2014 4:10 pm

03/20/2014


Volatile Organics, 8260 List - Low Level

Log-in Notes:

Sample Notes:

Sample Prepared by Method: EPA 5030B

CAS No.	Parameter	Result	Flag	Units	MDL	RL	Dilution	Reference Method	Date/Time Prepared	Date/Time Analyzed	Analyst
74-87-3	Chloromethane	ND		ug/L	0.20	0.50	1	EPA 8260C	03/26/2014 16:56	03/27/2014 11:45	SS
156-59-2	cis-1,2-Dichloroethylene	37		ug/L	0.20	0.50	1	EPA 8260C	03/26/2014 16:56	03/27/2014 11:45	SS
10061-01-5	cis-1,3-Dichloropropylene	ND		ug/L	0.20	0.50	1	EPA 8260C	03/26/2014 16:56	03/27/2014 11:45	SS
124-48-1	Dibromochloromethane	ND		ug/L	0.20	0.50	1	EPA 8260C	03/26/2014 16:56	03/27/2014 11:45	SS
74-95-3	Dibromomethane	ND		ug/L	0.20	0.50	1	EPA 8260C	03/26/2014 16:56	03/27/2014 11:45	SS
75-71-8	Dichlorodifluoromethane	ND		ug/L	0.20	0.50	1	EPA 8260C	03/26/2014 16:56	03/27/2014 11:45	SS
100-41-4	Ethyl Benzene	ND		ug/L	0.20	0.50	1	EPA 8260C	03/26/2014 16:56	03/27/2014 11:45	SS
87-68-3	Hexachlorobutadiene	ND		ug/L	0.20	0.50	1	EPA 8260C	03/26/2014 16:56	03/27/2014 11:45	SS
98-82-8	Isopropylbenzene	1.3		ug/L	0.20	0.50	1	EPA 8260C	03/26/2014 16:56	03/27/2014 11:45	SS
1634-04-4	Methyl tert-butyl ether (MTBE)	ND		ug/L	0.20	0.50	1	EPA 8260C	03/26/2014 16:56	03/27/2014 11:45	SS
75-09-2	Methylene chloride	ND		ug/L	1.0	2.0	1	EPA 8260C	03/26/2014 16:56	03/27/2014 11:45	SS
91-20-3	Naphthalene	ND		ug/L	1.0	2.0	1	EPA 8260C	03/26/2014 16:56	03/27/2014 11:45	SS
104-51-8	n-Butylbenzene	ND		ug/L	0.20	0.50	1	EPA 8260C	03/26/2014 16:56	03/27/2014 11:45	SS
103-65-1	n-Propylbenzene	0.68		ug/L	0.20	0.50	1	EPA 8260C	03/26/2014 16:56	03/27/2014 11:45	SS
95-47-6	* o-Xylene	ND		ug/L	0.20	0.50	1	EPA 8260C	03/26/2014 16:56	03/27/2014 11:45	SS
179601-23-1	* p- & m- Xylenes	ND		ug/L	0.50	1.0	1	EPA 8260C	03/26/2014 16:56	03/27/2014 11:45	SS
99-87-6	p-Isopropyltoluene	ND		ug/L	0.20	0.50	1	EPA 8260C	03/26/2014 16:56	03/27/2014 11:45	SS
135-98-8	sec-Butylbenzene	ND		ug/L	0.20	0.50	1	EPA 8260C	03/26/2014 16:56	03/27/2014 11:45	SS
100-42-5	Styrene	ND		ug/L	0.20	0.50	1	EPA 8260C	03/26/2014 16:56	03/27/2014 11:45	SS
98-06-6	tert-Butylbenzene	ND		ug/L	0.20	0.50	1	EPA 8260C	03/26/2014 16:56	03/27/2014 11:45	SS
127-18-4	Tetrachloroethylene	49		ug/L	1.0	2.5	5	EPA 8260C	03/26/2014 16:56	03/27/2014 16:52	SS
108-88-3	Toluene	ND		ug/L	0.20	0.50	1	EPA 8260C	03/26/2014 16:56	03/27/2014 11:45	SS
156-60-5	trans-1,2-Dichloroethylene	ND		ug/L	0.20	0.50	1	EPA 8260C	03/26/2014 16:56	03/27/2014 11:45	SS
10061-02-6	trans-1,3-Dichloropropylene	ND		ug/L	0.20	0.50	1	EPA 8260C	03/26/2014 16:56	03/27/2014 11:45	SS
79-01-6	Trichloroethylene	8.0		ug/L	0.20	0.50	1	EPA 8260C	03/26/2014 16:56	03/27/2014 11:45	SS
75-69-4	Trichlorofluoromethane	ND		ug/L	0.20	0.50	1	EPA 8260C	03/26/2014 16:56	03/27/2014 11:45	SS
75-01-4	Vinyl Chloride	ND		ug/L	0.50	0.50	1	EPA 8260C	03/26/2014 16:56	03/27/2014 11:45	SS
1330-20-7	Xylenes, Total	ND		ug/L	0.60	1.5	1	EPA 8260C	03/26/2014 16:56	03/27/2014 11:45	SS
	Surrogate Recoveries	Result			Acceptance Range						
17060-07-0	Surrogate: 1,2-Dichloroethane-d4	107 %			81-123						
460-00-4	Surrogate: p-Bromofluorobenzene	92.7 %			70-128						
2037-26-5	Surrogate: Toluene-d8	106 %			88-114						



Sample Information

Client Sample ID: WQ031714:1615FRW4

York Sample ID: 14C0684-04

York Project (SDG) No.

Client Project ID

Matrix

Collection Date/Time

Date Received

14C0684

Rowe Industries

Water

March 17, 2014 4:15 pm

03/20/2014


Volatile Organics, 8260 List - Low Level

Log-in Notes:

Sample Notes:

Sample Prepared by Method: EPA 5030B

CAS No.	Parameter	Result	Flag	Units	MDL	RL	Dilution	Reference Method	Date/Time Prepared	Date/Time Analyzed	Analyst
630-20-6	1,1,1,2-Tetrachloroethane	ND		ug/L	0.20	0.50	1	EPA 8260C	03/26/2014 16:56	03/27/2014 12:16	SS
71-55-6	1,1,1-Trichloroethane	ND		ug/L	0.20	0.50	1	EPA 8260C	03/26/2014 16:56	03/27/2014 12:16	SS
79-34-5	1,1,2,2-Tetrachloroethane	ND		ug/L	0.20	0.50	1	EPA 8260C	03/26/2014 16:56	03/27/2014 12:16	SS
76-13-1	1,1,2-Trichloro-1,2,2-trifluoroethane (Freon 113)	ND		ug/L	0.20	0.50	1	EPA 8260C	03/26/2014 16:56	03/27/2014 12:16	SS
79-00-5	1,1,2-Trichloroethane	ND		ug/L	0.20	0.50	1	EPA 8260C	03/26/2014 16:56	03/27/2014 12:16	SS
75-34-3	1,1-Dichloroethane	ND		ug/L	0.20	0.50	1	EPA 8260C	03/26/2014 16:56	03/27/2014 12:16	SS
75-35-4	1,1-Dichloroethylene	ND		ug/L	0.20	0.50	1	EPA 8260C	03/26/2014 16:56	03/27/2014 12:16	SS
563-58-6	1,1-Dichloropropylene	ND		ug/L	0.20	0.50	1	EPA 8260C	03/26/2014 16:56	03/27/2014 12:16	SS
87-61-6	1,2,3-Trichlorobenzene	ND		ug/L	0.20	0.50	1	EPA 8260C	03/26/2014 16:56	03/27/2014 12:16	SS
96-18-4	1,2,3-Trichloropropane	ND		ug/L	0.20	0.50	1	EPA 8260C	03/26/2014 16:56	03/27/2014 12:16	SS
120-82-1	1,2,4-Trichlorobenzene	ND		ug/L	0.20	0.50	1	EPA 8260C	03/26/2014 16:56	03/27/2014 12:16	SS
95-63-6	1,2,4-Trimethylbenzene	ND		ug/L	0.20	0.50	1	EPA 8260C	03/26/2014 16:56	03/27/2014 12:16	SS
96-12-8	1,2-Dibromo-3-chloropropane	ND		ug/L	0.20	0.50	1	EPA 8260C	03/26/2014 16:56	03/27/2014 12:16	SS
106-93-4	1,2-Dibromoethane	ND		ug/L	0.20	0.50	1	EPA 8260C	03/26/2014 16:56	03/27/2014 12:16	SS
95-50-1	1,2-Dichlorobenzene	ND		ug/L	0.20	0.50	1	EPA 8260C	03/26/2014 16:56	03/27/2014 12:16	SS
107-06-2	1,2-Dichloroethane	ND		ug/L	0.20	0.50	1	EPA 8260C	03/26/2014 16:56	03/27/2014 12:16	SS
78-87-5	1,2-Dichloropropane	ND		ug/L	0.20	0.50	1	EPA 8260C	03/26/2014 16:56	03/27/2014 12:16	SS
108-67-8	1,3,5-Trimethylbenzene	ND		ug/L	0.20	0.50	1	EPA 8260C	03/26/2014 16:56	03/27/2014 12:16	SS
541-73-1	1,3-Dichlorobenzene	ND		ug/L	0.20	0.50	1	EPA 8260C	03/26/2014 16:56	03/27/2014 12:16	SS
142-28-9	1,3-Dichloropropane	ND		ug/L	0.20	0.50	1	EPA 8260C	03/26/2014 16:56	03/27/2014 12:16	SS
106-46-7	1,4-Dichlorobenzene	ND		ug/L	0.20	0.50	1	EPA 8260C	03/26/2014 16:56	03/27/2014 12:16	SS
594-20-7	2,2-Dichloropropane	ND		ug/L	0.20	0.50	1	EPA 8260C	03/26/2014 16:56	03/27/2014 12:16	SS
95-49-8	2-Chlorotoluene	ND		ug/L	0.20	0.50	1	EPA 8260C	03/26/2014 16:56	03/27/2014 12:16	SS
591-78-6	2-Hexanone	ND		ug/L	0.20	0.50	1	EPA 8260C	03/26/2014 16:56	03/27/2014 12:16	SS
106-43-4	4-Chlorotoluene	ND		ug/L	0.20	0.50	1	EPA 8260C	03/26/2014 16:56	03/27/2014 12:16	SS
67-64-1	Acetone	ND		ug/L	1.0	2.0	1	EPA 8260C	03/26/2014 16:56	03/27/2014 12:16	SS
71-43-2	Benzene	ND		ug/L	0.20	0.50	1	EPA 8260C	03/26/2014 16:56	03/27/2014 12:16	SS
108-86-1	Bromobenzene	ND		ug/L	0.20	0.50	1	EPA 8260C	03/26/2014 16:56	03/27/2014 12:16	SS
74-97-5	Bromochloromethane	ND		ug/L	0.20	0.50	1	EPA 8260C	03/26/2014 16:56	03/27/2014 12:16	SS
75-27-4	Bromodichloromethane	ND		ug/L	0.20	0.50	1	EPA 8260C	03/26/2014 16:56	03/27/2014 12:16	SS
75-25-2	Bromoform	ND		ug/L	0.20	0.50	1	EPA 8260C	03/26/2014 16:56	03/27/2014 12:16	SS
74-83-9	Bromomethane	ND		ug/L	0.20	0.50	1	EPA 8260C	03/26/2014 16:56	03/27/2014 12:16	SS
56-23-5	Carbon tetrachloride	ND		ug/L	0.20	0.50	1	EPA 8260C	03/26/2014 16:56	03/27/2014 12:16	SS
108-90-7	Chlorobenzene	ND		ug/L	0.20	0.50	1	EPA 8260C	03/26/2014 16:56	03/27/2014 12:16	SS
75-00-3	Chloroethane	ND		ug/L	0.20	0.50	1	EPA 8260C	03/26/2014 16:56	03/27/2014 12:16	SS
67-66-3	Chloroform	ND		ug/L	0.20	0.50	1	EPA 8260C	03/26/2014 16:56	03/27/2014 12:16	SS



Sample Information

Client Sample ID: WQ031714:1615FRW4

York Sample ID: 14C0684-04

York Project (SDG) No.

Client Project ID

Matrix

Collection Date/Time

Date Received

14C0684

Rowe Industries

Water

March 17, 2014 4:15 pm

03/20/2014


Volatile Organics, 8260 List - Low Level

Log-in Notes:

Sample Notes:

Sample Prepared by Method: EPA 5030B

CAS No.	Parameter	Result	Flag	Units	MDL	RL	Dilution	Reference Method	Date/Time Prepared	Date/Time Analyzed	Analyst
74-87-3	Chloromethane	ND		ug/L	0.20	0.50	1	EPA 8260C	03/26/2014 16:56	03/27/2014 12:16	SS
156-59-2	cis-1,2-Dichloroethylene	1.2		ug/L	0.20	0.50	1	EPA 8260C	03/26/2014 16:56	03/27/2014 12:16	SS
10061-01-5	cis-1,3-Dichloropropylene	ND		ug/L	0.20	0.50	1	EPA 8260C	03/26/2014 16:56	03/27/2014 12:16	SS
124-48-1	Dibromochloromethane	ND		ug/L	0.20	0.50	1	EPA 8260C	03/26/2014 16:56	03/27/2014 12:16	SS
74-95-3	Dibromomethane	ND		ug/L	0.20	0.50	1	EPA 8260C	03/26/2014 16:56	03/27/2014 12:16	SS
75-71-8	Dichlorodifluoromethane	ND		ug/L	0.20	0.50	1	EPA 8260C	03/26/2014 16:56	03/27/2014 12:16	SS
100-41-4	Ethyl Benzene	ND		ug/L	0.20	0.50	1	EPA 8260C	03/26/2014 16:56	03/27/2014 12:16	SS
87-68-3	Hexachlorobutadiene	ND		ug/L	0.20	0.50	1	EPA 8260C	03/26/2014 16:56	03/27/2014 12:16	SS
98-82-8	Isopropylbenzene	ND		ug/L	0.20	0.50	1	EPA 8260C	03/26/2014 16:56	03/27/2014 12:16	SS
1634-04-4	Methyl tert-butyl ether (MTBE)	ND		ug/L	0.20	0.50	1	EPA 8260C	03/26/2014 16:56	03/27/2014 12:16	SS
75-09-2	Methylene chloride	ND		ug/L	1.0	2.0	1	EPA 8260C	03/26/2014 16:56	03/27/2014 12:16	SS
91-20-3	Naphthalene	ND		ug/L	1.0	2.0	1	EPA 8260C	03/26/2014 16:56	03/27/2014 12:16	SS
104-51-8	n-Butylbenzene	ND		ug/L	0.20	0.50	1	EPA 8260C	03/26/2014 16:56	03/27/2014 12:16	SS
103-65-1	n-Propylbenzene	ND		ug/L	0.20	0.50	1	EPA 8260C	03/26/2014 16:56	03/27/2014 12:16	SS
95-47-6	* o-Xylene	ND		ug/L	0.20	0.50	1	EPA 8260C	03/26/2014 16:56	03/27/2014 12:16	SS
179601-23-1	* p- & m- Xylenes	ND		ug/L	0.50	1.0	1	EPA 8260C	03/26/2014 16:56	03/27/2014 12:16	SS
99-87-6	p-Isopropyltoluene	ND		ug/L	0.20	0.50	1	EPA 8260C	03/26/2014 16:56	03/27/2014 12:16	SS
135-98-8	sec-Butylbenzene	ND		ug/L	0.20	0.50	1	EPA 8260C	03/26/2014 16:56	03/27/2014 12:16	SS
100-42-5	Styrene	ND		ug/L	0.20	0.50	1	EPA 8260C	03/26/2014 16:56	03/27/2014 12:16	SS
98-06-6	tert-Butylbenzene	ND		ug/L	0.20	0.50	1	EPA 8260C	03/26/2014 16:56	03/27/2014 12:16	SS
127-18-4	Tetrachloroethylene	7.5		ug/L	0.20	0.50	1	EPA 8260C	03/26/2014 16:56	03/27/2014 12:16	SS
108-88-3	Toluene	ND		ug/L	0.20	0.50	1	EPA 8260C	03/26/2014 16:56	03/27/2014 12:16	SS
156-60-5	trans-1,2-Dichloroethylene	ND		ug/L	0.20	0.50	1	EPA 8260C	03/26/2014 16:56	03/27/2014 12:16	SS
10061-02-6	trans-1,3-Dichloropropylene	ND		ug/L	0.20	0.50	1	EPA 8260C	03/26/2014 16:56	03/27/2014 12:16	SS
79-01-6	Trichloroethylene	1.7		ug/L	0.20	0.50	1	EPA 8260C	03/26/2014 16:56	03/27/2014 12:16	SS
75-69-4	Trichlorofluoromethane	ND		ug/L	0.20	0.50	1	EPA 8260C	03/26/2014 16:56	03/27/2014 12:16	SS
75-01-4	Vinyl Chloride	ND		ug/L	0.50	0.50	1	EPA 8260C	03/26/2014 16:56	03/27/2014 12:16	SS
1330-20-7	Xylenes, Total	ND		ug/L	0.60	1.5	1	EPA 8260C	03/26/2014 16:56	03/27/2014 12:16	SS
	Surrogate Recoveries	Result									Acceptance Range
17060-07-0	Surrogate: 1,2-Dichloroethane-d4	107 %									81-123
460-00-4	Surrogate: p-Bromofluorobenzene	95.1 %									70-128
2037-26-5	Surrogate: Toluene-d8	95.7 %									88-114



Analytical Batch Summary

Batch ID: BC41131

Preparation Method: EPA 5030B

Prepared By: BGS


YORK Sample ID	Client Sample ID	Preparation Date
14C0684-01	WQ031714:1600FRW1	03/26/14
14C0684-02	WQ031714:1605FRW2	03/26/14
14C0684-03	WQ031714:1610FRW3	03/26/14
14C0684-04	WQ031714:1615FRW4	03/26/14
BC41131-BLK1	Blank	03/26/14
BC41131-BS1	LCS	03/26/14
BC41131-BSD1	LCS Dup	03/26/14

Batch ID: BC41172

Preparation Method: EPA 5030B

Prepared By: BGS

YORK Sample ID	Client Sample ID	Preparation Date
14C0684-01RE1	WQ031714:1600FRW1	03/27/14
14C0684-03RE1	WQ031714:1610FRW3	03/27/14
BC41172-BLK1	Blank	03/27/14
BC41172-BS1	LCS	03/27/14
BC41172-BSD1	LCS Dup	03/27/14



Volatile Organic Compounds by GC/MS - Quality Control Data
York Analytical Laboratories, Inc.


Analyte	Result	Reporting Limit	Units	Spike Level	Source* Result	%REC	%REC Limits	Flag	RPD	RPD Limit	Flag
---------	--------	-----------------	-------	-------------	----------------	------	-------------	------	-----	-----------	------

Batch BC41131 - EPA 5030B

Blank (BC41131-BLK1)

Prepared: 03/26/2014 Analyzed: 03/27/2014

1,1,1,2-Tetrachloroethane	ND	0.50	ug/L								
1,1,1-Trichloroethane	ND	0.50	"								
1,1,2,2-Tetrachloroethane	ND	0.50	"								
1,1,2-Trichloro-1,2,2-trifluoroethane (Freon 113)	ND	0.50	"								
1,1,2-Trichloroethane	ND	0.50	"								
1,1-Dichloroethane	ND	0.50	"								
1,1-Dichloroethylene	ND	0.50	"								
1,1-Dichloropropylene	ND	0.50	"								
1,2,3-Trichlorobenzene	ND	0.50	"								
1,2,3-Trichloropropane	ND	0.50	"								
1,2,4-Trichlorobenzene	ND	0.50	"								
1,2,4-Trimethylbenzene	ND	0.50	"								
1,2-Dibromo-3-chloropropane	ND	0.50	"								
1,2-Dibromoethane	ND	0.50	"								
1,2-Dichlorobenzene	ND	0.50	"								
1,2-Dichloroethane	ND	0.50	"								
1,2-Dichloropropane	ND	0.50	"								
1,3,5-Trimethylbenzene	ND	0.50	"								
1,3-Dichlorobenzene	ND	0.50	"								
1,3-Dichloropropane	ND	0.50	"								
1,4-Dichlorobenzene	ND	0.50	"								
2,2-Dichloropropane	ND	0.50	"								
2-Chlorotoluene	ND	0.50	"								
2-Hexanone	ND	0.50	"								
4-Chlorotoluene	ND	0.50	"								
Acetone	1.7	2.0	"								
Benzene	ND	0.50	"								
Bromobenzene	ND	0.50	"								
Bromochloromethane	ND	0.50	"								
Bromodichloromethane	ND	0.50	"								
Bromoform	ND	0.50	"								
Bromomethane	ND	0.50	"								
Carbon tetrachloride	ND	0.50	"								
Chlorobenzene	ND	0.50	"								
Chloroethane	ND	0.50	"								
Chloroform	ND	0.50	"								
Chloromethane	ND	0.50	"								
cis-1,2-Dichloroethylene	ND	0.50	"								
cis-1,3-Dichloropropylene	ND	0.50	"								
Dibromochloromethane	ND	0.50	"								
Dibromomethane	ND	0.50	"								
Dichlorodifluoromethane	ND	0.50	"								
Ethyl Benzene	ND	0.50	"								
Hexachlorobutadiene	ND	0.50	"								
Isopropylbenzene	ND	0.50	"								
Methyl tert-butyl ether (MTBE)	ND	0.50	"								
Methylene chloride	ND	2.0	"								
Naphthalene	ND	2.0	"								
n-Butylbenzene	ND	0.50	"								
n-Propylbenzene	ND	0.50	"								
o-Xylene	ND	0.50	"								



Volatile Organic Compounds by GC/MS - Quality Control Data

York Analytical Laboratories, Inc.

Analyte	Result	Reporting	Units	Spike	Source*	%REC	%REC	Limits	Flag	RPD	Flag
		Limit			Result					RPD	

Batch BC41131 - EPA 5030B

Blank (BC41131-BLK1)

Prepared: 03/26/2014 Analyzed: 03/27/2014

p- & m- Xylenes	ND	1.0	ug/L								
p-Isopropyltoluene	ND	0.50	"								
sec-Butylbenzene	ND	0.50	"								
Styrene	ND	0.50	"								
tert-Butylbenzene	ND	0.50	"								
Tetrachloroethylene	ND	0.50	"								
Toluene	ND	0.50	"								
trans-1,2-Dichloroethylene	ND	0.50	"								
trans-1,3-Dichloropropylene	ND	0.50	"								
Trichloroethylene	ND	0.50	"								
Trichlorofluoromethane	ND	0.50	"								
Vinyl Chloride	ND	0.50	"								
Xylenes, Total	ND	1.5	"								
<i>Surrogate: 1,2-Dichloroethane-d4</i>	<i>10.7</i>		<i>"</i>	<i>10.0</i>		<i>107</i>		<i>81-123</i>			
<i>Surrogate: p-Bromofluorobenzene</i>	<i>9.62</i>		<i>"</i>	<i>10.0</i>		<i>96.2</i>		<i>70-128</i>			
<i>Surrogate: Toluene-d8</i>	<i>9.31</i>		<i>"</i>	<i>10.0</i>		<i>93.1</i>		<i>88-114</i>			

LCS (BC41131-BS1)

Prepared: 03/26/2014 Analyzed: 03/27/2014

1,1,1,2-Tetrachloroethane	10.8		ug/L	10.0		108		85-118			
1,1,1-Trichloroethane	11.1		"	10.0		111		74-128			
1,1,2,2-Tetrachloroethane	9.79		"	10.0		97.9		71-130			
1,1,2-Trichloro-1,2,2-trifluoroethane (Freon 113)	10.2		"	10.0		102		51-157			
1,1,2-Trichloroethane	9.63		"	10.0		96.3		80-122			
1,1-Dichloroethane	10.8		"	10.0		108		70-131			
1,1-Dichloroethylene	9.98		"	10.0		99.8		60-143			
1,1-Dichloropropylene	10.5		"	10.0		105		78-122			
1,2,3-Trichlorobenzene	10.5		"	10.0		105		68-140			
1,2,3-Trichloropropane	10.5		"	10.0		105		77-125			
1,2,4-Trichlorobenzene	10.4		"	10.0		104		65-143			
1,2,4-Trimethylbenzene	9.60		"	10.0		96.0		83-121			
1,2-Dibromo-3-chloropropane	15.2		"	10.0		152		60-146	High Bias		
1,2-Dibromoethane	10.7		"	10.0		107		82-122			
1,2-Dichlorobenzene	10.1		"	10.0		101		85-115			
1,2-Dichloroethane	11.5		"	10.0		115		72-126			
1,2-Dichloropropane	9.26		"	10.0		92.6		78-119			
1,3,5-Trimethylbenzene	10.5		"	10.0		105		84-118			
1,3-Dichlorobenzene	9.95		"	10.0		99.5		83-117			
1,3-Dichloropropane	9.96		"	10.0		99.6		79-121			
1,4-Dichlorobenzene	9.96		"	10.0		99.6		83-118			
2,2-Dichloropropane	8.00		"	10.0		80.0		60-135			
2-Chlorotoluene	9.27		"	10.0		92.7		81-118			
2-Hexanone	10.6		"	10.0		106		50-151			
4-Chlorotoluene	9.25		"	10.0		92.5		81-117			
Acetone	9.89		"	10.0		98.9		21-172			
Benzene	11.0		"	10.0		110		82-120			
Bromobenzene	9.48		"	10.0		94.8		82-119			
Bromochloromethane	11.2		"	10.0		112		69-125			
Bromodichloromethane	10.0		"	10.0		100		84-117			
Bromoform	11.4		"	10.0		114		77-130			
Bromomethane	5.83		"	10.0		58.3		16-162			
Carbon tetrachloride	11.2		"	10.0		112		72-132			
Chlorobenzene	10.1		"	10.0		101		88-112			



Volatile Organic Compounds by GC/MS - Quality Control Data

York Analytical Laboratories, Inc.


Analyte	Result	Reporting	Units	Spike	Source*	%REC	%REC	Limits	Flag	RPD	Limit	Flag
		Limit			Result					RPD		

Batch BC41131 - EPA 5030B

LCS (BC41131-BS1)

Prepared: 03/26/2014 Analyzed: 03/27/2014

Chloroethane	9.66		ug/L	10.0		96.6	29-172					
Chloroform	11.2		"	10.0		112	77-124					
Chloromethane	8.03		"	10.0		80.3	37-131					
cis-1,2-Dichloroethylene	10.6		"	10.0		106	77-124					
cis-1,3-Dichloropropylene	9.16		"	10.0		91.6	81-117					
Dibromochloromethane	10.8		"	10.0		108	72-131					
Dibromomethane	10.1		"	10.0		101	85-116					
Dichlorodifluoromethane	7.94		"	10.0		79.4	47-152					
Ethyl Benzene	9.88		"	10.0		98.8	86-114					
Hexachlorobutadiene	9.77		"	10.0		97.7	68-139					
Isopropylbenzene	9.32		"	10.0		93.2	84-118					
Methyl tert-butyl ether (MTBE)	11.4		"	10.0		114	49-156					
Methylene chloride	10.5		"	10.0		105	51-145					
Naphthalene	10.2		"	10.0		102	67-141					
n-Butylbenzene	9.05		"	10.0		90.5	76-125					
n-Propylbenzene	9.15		"	10.0		91.5	84-118					
o-Xylene	9.99		"	10.0		99.9	85-114					
p- & m- Xylenes	19.9		"	20.0		99.6	84-117					
p-Isopropyltoluene	9.45		"	10.0		94.5	84-121					
sec-Butylbenzene	9.33		"	10.0		93.3	85-119					
Styrene	9.99		"	10.0		99.9	77-126					
tert-Butylbenzene	9.56		"	10.0		95.6	83-119					
Tetrachloroethylene	10.2		"	10.0		102	75-129					
Toluene	9.79		"	10.0		97.9	86-113					
trans-1,2-Dichloroethylene	10.2		"	10.0		102	55-148					
trans-1,3-Dichloropropylene	9.28		"	10.0		92.8	77-120					
Trichloroethylene	9.53		"	10.0		95.3	85-115					
Trichlorofluoromethane	9.52		"	10.0		95.2	69-131					
Vinyl Chloride	8.92		"	10.0		89.2	44-152					
<i>Surrogate: 1,2-Dichloroethane-d4</i>	<i>10.6</i>		<i>"</i>	<i>10.0</i>		<i>106</i>	<i>81-123</i>					
<i>Surrogate: p-Bromofluorobenzene</i>	<i>9.45</i>		<i>"</i>	<i>10.0</i>		<i>94.5</i>	<i>70-128</i>					
<i>Surrogate: Toluene-d8</i>	<i>9.29</i>		<i>"</i>	<i>10.0</i>		<i>92.9</i>	<i>88-114</i>					



Volatile Organic Compounds by GC/MS - Quality Control Data

York Analytical Laboratories, Inc.

Analyte	Result	Reporting Limit	Units	Spike Level	Source* Result	%REC	%REC Limits	Flag	RPD	RPD Limit	Flag
Batch BC41131 - EPA 5030B											
LCS Dup (BC41131-BSD1)											
Prepared: 03/26/2014 Analyzed: 03/27/2014											
1,1,1,2-Tetrachloroethane	10.6		ug/L	10.0		106	85-118		2.06	30	
1,1,1-Trichloroethane	10.5		"	10.0		105	74-128		5.45	30	
1,1,2,2-Tetrachloroethane	9.24		"	10.0		92.4	71-130		5.78	30	
1,1,2-Trichloro-1,2,2-trifluoroethane (Freon 113)	9.57		"	10.0		95.7	51-157		6.47	30	
1,1,2-Trichloroethane	9.26		"	10.0		92.6	80-122		3.92	30	
1,1-Dichloroethane	10.4		"	10.0		104	70-131		3.68	30	
1,1-Dichloroethylene	9.53		"	10.0		95.3	60-143		4.61	30	
1,1-Dichloropropylene	10.0		"	10.0		100	78-122		4.78	30	
1,2,3-Trichlorobenzene	10.3		"	10.0		103	68-140		1.64	30	
1,2,3-Trichloropropane	9.99		"	10.0		99.9	77-125		5.26	30	
1,2,4-Trichlorobenzene	10.2		"	10.0		102	65-143		2.33	30	
1,2,4-Trimethylbenzene	9.60		"	10.0		96.0	83-121		0.00	30	
1,2-Dibromo-3-chloropropane	10.2		"	10.0		102	60-146		39.9	30	Non-dir.
1,2-Dibromoethane	10.2		"	10.0		102	82-122		4.80	30	
1,2-Dichlorobenzene	9.91		"	10.0		99.1	85-115		2.29	30	
1,2-Dichloroethane	11.2		"	10.0		112	72-126		2.55	30	
1,2-Dichloropropane	9.26		"	10.0		92.6	78-119		0.00	30	
1,3,5-Trimethylbenzene	10.4		"	10.0		104	84-118		0.858	30	
1,3-Dichlorobenzene	9.84		"	10.0		98.4	83-117		1.11	30	
1,3-Dichloropropane	9.62		"	10.0		96.2	79-121		3.47	30	
1,4-Dichlorobenzene	9.82		"	10.0		98.2	83-118		1.42	30	
2,2-Dichloropropane	7.73		"	10.0		77.3	60-135		3.43	30	
2-Chlorotoluene	9.14		"	10.0		91.4	81-118		1.41	30	
2-Hexanone	9.89		"	10.0		98.9	50-151		7.21	30	
4-Chlorotoluene	9.19		"	10.0		91.9	81-117		0.651	30	
Acetone	8.62		"	10.0		86.2	21-172		13.7	30	
Benzene	10.7		"	10.0		107	82-120		3.22	30	
Bromobenzene	9.33		"	10.0		93.3	82-119		1.59	30	
Bromochloromethane	10.7		"	10.0		107	69-125		4.31	30	
Bromodichloromethane	9.85		"	10.0		98.5	84-117		1.81	30	
Bromoform	11.1		"	10.0		111	77-130		2.23	30	
Bromomethane	5.96		"	10.0		59.6	16-162		2.21	30	
Carbon tetrachloride	10.6		"	10.0		106	72-132		6.06	30	
Chlorobenzene	10.0		"	10.0		100	88-112		1.19	30	
Chloroethane	9.14		"	10.0		91.4	29-172		5.53	30	
Chloroform	11.0		"	10.0		110	77-124		1.44	30	
Chloromethane	7.85		"	10.0		78.5	37-131		2.27	30	
cis-1,2-Dichloroethylene	10.2		"	10.0		102	77-124		3.46	30	
cis-1,3-Dichloropropylene	9.07		"	10.0		90.7	81-117		0.987	30	
Dibromochloromethane	10.4		"	10.0		104	72-131		3.11	30	
Dibromomethane	9.66		"	10.0		96.6	85-116		4.35	30	
Dichlorodifluoromethane	7.40		"	10.0		74.0	47-152		7.04	30	
Ethyl Benzene	9.77		"	10.0		97.7	86-114		1.12	30	
Hexachlorobutadiene	9.51		"	10.0		95.1	68-139		2.70	30	
Isopropylbenzene	9.15		"	10.0		91.5	84-118		1.84	30	
Methyl tert-butyl ether (MTBE)	10.9		"	10.0		109	49-156		4.12	30	
Methylene chloride	10.2		"	10.0		102	51-145		2.71	30	
Naphthalene	9.86		"	10.0		98.6	67-141		3.39	30	
n-Butylbenzene	8.90		"	10.0		89.0	76-125		1.67	30	
n-Propylbenzene	8.99		"	10.0		89.9	84-118		1.76	30	
o-Xylene	9.85		"	10.0		98.5	85-114		1.41	30	



Volatile Organic Compounds by GC/MS - Quality Control Data

York Analytical Laboratories, Inc.

Analyte	Result	Reporting Limit	Units	Spike Level	Source* Result	%REC	%REC Limits	Flag	RPD	RPD Limit	Flag
---------	--------	-----------------	-------	-------------	----------------	------	-------------	------	-----	-----------	------

Batch BC41131 - EPA 5030B

LCS Dup (BC41131-BSD1)

Prepared: 03/26/2014 Analyzed: 03/27/2014

p- & m- Xylenes	19.8		ug/L	20.0		98.9	84-117		0.705	30	
p-Isopropyltoluene	9.32		"	10.0		93.2	84-121		1.39	30	
sec-Butylbenzene	9.07		"	10.0		90.7	85-119		2.83	30	
Styrene	9.85		"	10.0		98.5	77-126		1.41	30	
tert-Butylbenzene	9.36		"	10.0		93.6	83-119		2.11	30	
Tetrachloroethylene	9.89		"	10.0		98.9	75-129		2.89	30	
Toluene	9.72		"	10.0		97.2	86-113		0.718	30	
trans-1,2-Dichloroethylene	9.90		"	10.0		99.0	55-148		3.38	30	
trans-1,3-Dichloropropylene	9.15		"	10.0		91.5	77-120		1.41	30	
Trichloroethylene	9.26		"	10.0		92.6	85-115		2.87	30	
Trichlorofluoromethane	9.09		"	10.0		90.9	69-131		4.62	30	
Vinyl Chloride	8.30		"	10.0		83.0	44-152		7.20	30	
Surrogate: 1,2-Dichloroethane-d4	10.6		"	10.0		106	81-123				
Surrogate: p-Bromofluorobenzene	9.44		"	10.0		94.4	70-128				
Surrogate: Toluene-d8	9.37		"	10.0		93.7	88-114				

Batch BC41172 - EPA 5030B

Blank (BC41172-BLK1)

Prepared & Analyzed: 03/27/2014

1,1,1,2-Tetrachloroethane	ND	0.50	ug/L								
1,1,1-Trichloroethane	ND	0.50	"								
1,1,2,2-Tetrachloroethane	ND	0.50	"								
1,1,2-Trichloro-1,2,2-trifluoroethane (Freon 113)	ND	0.50	"								
1,1,2-Trichloroethane	ND	0.50	"								
1,1-Dichloroethane	ND	0.50	"								
1,1-Dichloroethylene	ND	0.50	"								
1,1-Dichloropropylene	ND	0.50	"								
1,2,3-Trichlorobenzene	0.21	0.50	"								
1,2,3-Trichloropropane	ND	0.50	"								
1,2,4-Trichlorobenzene	ND	0.50	"								
1,2,4-Trimethylbenzene	ND	0.50	"								
1,2-Dibromo-3-chloropropane	ND	0.50	"								
1,2-Dibromoethane	ND	0.50	"								
1,2-Dichlorobenzene	ND	0.50	"								
1,2-Dichloroethane	0.35	0.50	"								
1,2-Dichloropropane	ND	0.50	"								
1,3,5-Trimethylbenzene	ND	0.50	"								
1,3-Dichlorobenzene	ND	0.50	"								
1,3-Dichloropropane	ND	0.50	"								
1,4-Dichlorobenzene	ND	0.50	"								
2,2-Dichloropropane	ND	0.50	"								
2-Chlorotoluene	ND	0.50	"								
2-Hexanone	0.22	0.50	"								
4-Chlorotoluene	ND	0.50	"								
Acetone	13	2.0	"								
Benzene	ND	0.50	"								
Bromobenzene	ND	0.50	"								
Bromochloromethane	ND	0.50	"								
Bromodichloromethane	ND	0.50	"								
Bromoform	ND	0.50	"								
Bromomethane	ND	0.50	"								
Carbon tetrachloride	ND	0.50	"								



Volatile Organic Compounds by GC/MS - Quality Control Data

York Analytical Laboratories, Inc.


Analyte	Result	Reporting Limit	Units	Spike Level	Source* Result	%REC	%REC Limits	Flag	RPD	RPD Limit	Flag
---------	--------	-----------------	-------	-------------	----------------	------	-------------	------	-----	-----------	------

Batch BC41172 - EPA 5030B

Blank (BC41172-BLK1)

Prepared & Analyzed: 03/27/2014

Chlorobenzene	ND	0.50	ug/L								
Chloroethane	ND	0.50	"								
Chloroform	ND	0.50	"								
Chloromethane	ND	0.50	"								
cis-1,2-Dichloroethylene	ND	0.50	"								
cis-1,3-Dichloropropylene	ND	0.50	"								
Dibromochloromethane	ND	0.50	"								
Dibromomethane	ND	0.50	"								
Dichlorodifluoromethane	ND	0.50	"								
Ethyl Benzene	ND	0.50	"								
Hexachlorobutadiene	ND	0.50	"								
Isopropylbenzene	ND	0.50	"								
Methyl tert-butyl ether (MTBE)	ND	0.50	"								
Methylene chloride	ND	2.0	"								
Naphthalene	ND	2.0	"								
n-Butylbenzene	ND	0.50	"								
n-Propylbenzene	ND	0.50	"								
o-Xylene	ND	0.50	"								
p- & m- Xylenes	ND	1.0	"								
p-Isopropyltoluene	ND	0.50	"								
sec-Butylbenzene	ND	0.50	"								
Styrene	ND	0.50	"								
tert-Butylbenzene	ND	0.50	"								
Tetrachloroethylene	ND	0.50	"								
Toluene	ND	0.50	"								
trans-1,2-Dichloroethylene	ND	0.50	"								
trans-1,3-Dichloropropylene	ND	0.50	"								
Trichloroethylene	ND	0.50	"								
Trichlorofluoromethane	ND	0.50	"								
Vinyl Chloride	ND	0.50	"								
Xylenes, Total	ND	1.5	"								
<hr/>											
Surrogate: 1,2-Dichloroethane-d4	11.2		"	10.0		112	81-123				
Surrogate: p-Bromofluorobenzene	9.07		"	10.0		90.7	70-128				
Surrogate: Toluene-d8	9.14		"	10.0		91.4	88-114				



Volatile Organic Compounds by GC/MS - Quality Control Data

York Analytical Laboratories, Inc.

Analyte	Result	Reporting	Spike	Source*	%REC	%REC	Limits	Flag	RPD	
		Limit							Units	Level

Batch BC41172 - EPA 5030B

LCS (BC41172-BS1)

Prepared & Analyzed: 03/27/2014

Analyte	Result	Reporting Limit	Units	Spike Level	Source* Result	%REC	Limits	Flag	RPD	Limit	Flag
1,1,1,2-Tetrachloroethane	10.3		ug/L	10.0		103	85-118				
1,1,1-Trichloroethane	11.5		"	10.0		115	74-128				
1,1,2,2-Tetrachloroethane	8.79		"	10.0		87.9	71-130				
1,1,2-Trichloro-1,2,2-trifluoroethane (Freon 113)	10.6		"	10.0		106	51-157				
1,1,2-Trichloroethane	9.34		"	10.0		93.4	80-122				
1,1-Dichloroethane	11.0		"	10.0		110	70-131				
1,1-Dichloroethylene	10.4		"	10.0		104	60-143				
1,1-Dichloropropylene	10.8		"	10.0		108	78-122				
1,2,3-Trichlorobenzene	10.2		"	10.0		102	68-140				
1,2,3-Trichloropropane	10.0		"	10.0		100	77-125				
1,2,4-Trichlorobenzene	10.2		"	10.0		102	65-143				
1,2,4-Trimethylbenzene	9.66		"	10.0		96.6	83-121				
1,2-Dibromo-3-chloropropane	9.66		"	10.0		96.6	60-146				
1,2-Dibromoethane	9.96		"	10.0		99.6	82-122				
1,2-Dichlorobenzene	9.85		"	10.0		98.5	85-115				
1,2-Dichloroethane	11.6		"	10.0		116	72-126				
1,2-Dichloropropane	9.01		"	10.0		90.1	78-119				
1,3,5-Trimethylbenzene	10.6		"	10.0		106	84-118				
1,3-Dichlorobenzene	9.95		"	10.0		99.5	83-117				
1,3-Dichloropropane	9.40		"	10.0		94.0	79-121				
1,4-Dichlorobenzene	9.80		"	10.0		98.0	83-118				
2,2-Dichloropropane	10.9		"	10.0		109	60-135				
2-Chlorotoluene	9.20		"	10.0		92.0	81-118				
2-Hexanone	9.36		"	10.0		93.6	50-151				
4-Chlorotoluene	9.23		"	10.0		92.3	81-117				
Acetone	7.16		"	10.0		71.6	21-172				
Benzene	11.1		"	10.0		111	82-120				
Bromobenzene	9.19		"	10.0		91.9	82-119				
Bromochloromethane	10.9		"	10.0		109	69-125				
Bromodichloromethane	9.88		"	10.0		98.8	84-117				
Bromoform	10.7		"	10.0		107	77-130				
Bromomethane	6.80		"	10.0		68.0	16-162				
Carbon tetrachloride	11.6		"	10.0		116	72-132				
Chlorobenzene	10.0		"	10.0		100	88-112				
Chloroethane	9.60		"	10.0		96.0	29-172				
Chloroform	11.5		"	10.0		115	77-124				
Chloromethane	7.90		"	10.0		79.0	37-131				
cis-1,2-Dichloroethylene	11.0		"	10.0		110	77-124				
cis-1,3-Dichloropropylene	9.42		"	10.0		94.2	81-117				
Dibromochloromethane	10.3		"	10.0		103	72-131				
Dibromomethane	9.33		"	10.0		93.3	85-116				
Dichlorodifluoromethane	8.13		"	10.0		81.3	47-152				
Ethyl Benzene	9.83		"	10.0		98.3	86-114				
Hexachlorobutadiene	10.1		"	10.0		101	68-139				
Isopropylbenzene	9.42		"	10.0		94.2	84-118				
Methyl tert-butyl ether (MTBE)	10.8		"	10.0		108	49-156				
Methylene chloride	10.6		"	10.0		106	51-145				
Naphthalene	9.37		"	10.0		93.7	67-141				
n-Butylbenzene	9.30		"	10.0		93.0	76-125				
n-Propylbenzene	9.28		"	10.0		92.8	84-118				
o-Xylene	9.83		"	10.0		98.3	85-114				



Volatile Organic Compounds by GC/MS - Quality Control Data

York Analytical Laboratories, Inc.

Analyte	Result	Reporting Limit	Units	Spike Level	Source* Result	%REC	%REC Limits	Flag	RPD	RPD Limit	Flag
---------	--------	-----------------	-------	-------------	----------------	------	-------------	------	-----	-----------	------

Batch BC41172 - EPA 5030B

LCS (BC41172-BS1)


Prepared & Analyzed: 03/27/2014

p- & m- Xylenes	20.0		ug/L	20.0		100	84-117				
p-Isopropyltoluene	9.64		"	10.0		96.4	84-121				
sec-Butylbenzene	9.44		"	10.0		94.4	85-119				
Styrene	9.83		"	10.0		98.3	77-126				
tert-Butylbenzene	9.68		"	10.0		96.8	83-119				
Tetrachloroethylene	10.3		"	10.0		103	75-129				
Toluene	9.73		"	10.0		97.3	86-113				
trans-1,2-Dichloroethylene	10.6		"	10.0		106	55-148				
trans-1,3-Dichloropropylene	9.46		"	10.0		94.6	77-120				
Trichloroethylene	9.37		"	10.0		93.7	85-115				
Trichlorofluoromethane	10.2		"	10.0		102	69-131				
Vinyl Chloride	8.85		"	10.0		88.5	44-152				
<i>Surrogate: 1,2-Dichloroethane-d4</i>	<i>10.7</i>		<i>"</i>	<i>10.0</i>		<i>107</i>	<i>81-123</i>				
<i>Surrogate: p-Bromofluorobenzene</i>	<i>9.38</i>		<i>"</i>	<i>10.0</i>		<i>93.8</i>	<i>70-128</i>				
<i>Surrogate: Toluene-d8</i>	<i>9.31</i>		<i>"</i>	<i>10.0</i>		<i>93.1</i>	<i>88-114</i>				

LCS Dup (BC41172-BS1)

Prepared & Analyzed: 03/27/2014

1,1,1,2-Tetrachloroethane	10.6		ug/L	10.0		106	85-118		2.95	30	
1,1,1-Trichloroethane	10.6		"	10.0		106	74-128		8.78	30	
1,1,2,2-Tetrachloroethane	8.97		"	10.0		89.7	71-130		2.03	30	
1,1,2-Trichloro-1,2,2-trifluoroethane (Freon 113)	10.0		"	10.0		100	51-157		5.61	30	
1,1,2-Trichloroethane	9.63		"	10.0		96.3	80-122		3.06	30	
1,1-Dichloroethane	10.1		"	10.0		101	70-131		8.15	30	
1,1-Dichloroethylene	9.32		"	10.0		93.2	60-143		11.0	30	
1,1-Dichloropropylene	9.95		"	10.0		99.5	78-122		8.29	30	
1,2,3-Trichlorobenzene	10.3		"	10.0		103	68-140		0.780	30	
1,2,3-Trichloropropane	10.0		"	10.0		100	77-125		0.199	30	
1,2,4-Trichlorobenzene	10.2		"	10.0		102	65-143		0.392	30	
1,2,4-Trimethylbenzene	9.26		"	10.0		92.6	83-121		4.23	30	
1,2-Dibromo-3-chloropropane	9.83		"	10.0		98.3	60-146		1.74	30	
1,2-Dibromoethane	10.4		"	10.0		104	82-122		4.51	30	
1,2-Dichlorobenzene	11.3		"	10.0		113	85-115		13.9	30	
1,2-Dichloroethane	11.4		"	10.0		114	72-126		1.83	30	
1,2-Dichloropropane	9.25		"	10.0		92.5	78-119		2.63	30	
1,3,5-Trimethylbenzene	10.0		"	10.0		100	84-118		6.00	30	
1,3-Dichlorobenzene	9.65		"	10.0		96.5	83-117		3.06	30	
1,3-Dichloropropane	9.79		"	10.0		97.9	79-121		4.06	30	
1,4-Dichlorobenzene	9.64		"	10.0		96.4	83-118		1.65	30	
2,2-Dichloropropane	9.85		"	10.0		98.5	60-135		10.4	30	
2-Chlorotoluene	8.74		"	10.0		87.4	81-118		5.13	30	
2-Hexanone	10.3		"	10.0		103	50-151		9.56	30	
4-Chlorotoluene	8.83		"	10.0		88.3	81-117		4.43	30	
Acetone	8.39		"	10.0		83.9	21-172		15.8	30	
Benzene	10.6		"	10.0		106	82-120		4.51	30	
Bromobenzene	8.96		"	10.0		89.6	82-119		2.53	30	
Bromochloromethane	10.6		"	10.0		106	69-125		2.88	30	
Bromodichloromethane	10.0		"	10.0		100	84-117		1.31	30	
Bromoform	11.5		"	10.0		115	77-130		7.19	30	
Bromomethane	6.34		"	10.0		63.4	16-162		7.00	30	
Carbon tetrachloride	10.9		"	10.0		109	72-132		6.49	30	
Chlorobenzene	10.1		"	10.0		101	88-112		0.199	30	
Chloroethane	8.93		"	10.0		89.3	29-172		7.23	30	



Volatile Organic Compounds by GC/MS - Quality Control Data

York Analytical Laboratories, Inc.


Analyte	Result	Reporting Limit	Units	Spike Level	Source* Result	%REC	%REC Limits	Flag	RPD	RPD Limit	Flag
---------	--------	-----------------	-------	-------------	----------------	------	-------------	------	-----	-----------	------

Batch BC41172 - EPA 5030B

LCS Dup (BC41172-BSD1)

Prepared & Analyzed: 03/27/2014

Chloroform	10.8		ug/L	10.0		108	77-124		6.72	30	
Chloromethane	7.72		"	10.0		77.2	37-131		2.30	30	
cis-1,2-Dichloroethylene	10.4		"	10.0		104	77-124		5.87	30	
cis-1,3-Dichloropropylene	9.51		"	10.0		95.1	81-117		0.951	30	
Dibromochloromethane	10.9		"	10.0		109	72-131		6.03	30	
Dibromomethane	9.74		"	10.0		97.4	85-116		4.30	30	
Dichlorodifluoromethane	7.39		"	10.0		73.9	47-152		9.54	30	
Ethyl Benzene	9.76		"	10.0		97.6	86-114		0.715	30	
Hexachlorobutadiene	9.71		"	10.0		97.1	68-139		4.23	30	
Isopropylbenzene	8.80		"	10.0		88.0	84-118		6.81	30	
Methyl tert-butyl ether (MTBE)	11.2		"	10.0		112	49-156		2.82	30	
Methylene chloride	10.1		"	10.0		101	51-145		4.54	30	
Naphthalene	9.76		"	10.0		97.6	67-141		4.08	30	
n-Butylbenzene	8.80		"	10.0		88.0	76-125		5.52	30	
n-Propylbenzene	8.68		"	10.0		86.8	84-118		6.68	30	
o-Xylene	9.85		"	10.0		98.5	85-114		0.203	30	
p- & m- Xylenes	19.8		"	20.0		98.9	84-117		1.06	30	
p-Isopropyltoluene	9.11		"	10.0		91.1	84-121		5.65	30	
sec-Butylbenzene	8.86		"	10.0		88.6	85-119		6.34	30	
Styrene	9.85		"	10.0		98.5	77-126		0.203	30	
tert-Butylbenzene	9.09		"	10.0		90.9	83-119		6.29	30	
Tetrachloroethylene	10.3		"	10.0		103	75-129		0.389	30	
Toluene	9.59		"	10.0		95.9	86-113		1.45	30	
trans-1,2-Dichloroethylene	9.97		"	10.0		99.7	55-148		6.41	30	
trans-1,3-Dichloropropylene	9.74		"	10.0		97.4	77-120		2.92	30	
Trichloroethylene	9.22		"	10.0		92.2	85-115		1.61	30	
Trichlorofluoromethane	9.26		"	10.0		92.6	69-131		9.86	30	
Vinyl Chloride	8.18		"	10.0		81.8	44-152		7.87	30	
<i>Surrogate: 1,2-Dichloroethane-d4</i>	<i>10.6</i>		<i>"</i>	<i>10.0</i>		<i>106</i>	<i>81-123</i>				
<i>Surrogate: p-Bromofluorobenzene</i>	<i>9.16</i>		<i>"</i>	<i>10.0</i>		<i>91.6</i>	<i>70-128</i>				
<i>Surrogate: Toluene-d8</i>	<i>9.31</i>		<i>"</i>	<i>10.0</i>		<i>93.1</i>	<i>88-114</i>				



Volatile Analysis Sample Containers

Lab ID	Client Sample ID	Volatile Sample Container
14C0684-01	WQ031714:1600FRW1	40mL Clear Vial (pre-pres.) HCl; Cool to 4° C
14C0684-02	WQ031714:1605FRW2	40mL Clear Vial (pre-pres.) HCl; Cool to 4° C
14C0684-03	WQ031714:1610FRW3	40mL Clear Vial (pre-pres.) HCl; Cool to 4° C
14C0684-04	WQ031714:1615FRW4	40mL Clear Vial (pre-pres.) HCl; Cool to 4° C

Notes and Definitions

J Detected below the Reporting Limit but greater than or equal to the Method Detection Limit (MDL/LOD) or in the case of a TIC, the result is an estimated concentration.

B Analyte is found in the associated analysis batch blank. For volatiles, methylene chloride and acetone are common lab contaminants. Data users should consider anything <10x the blank value as artifact.

* Analyte is not certified or the state (NY) does not offer certification for the Analyte.

ND Analyte NOT DETECTED at the stated Reporting Limit (RL) or above.

RL REPORTING LIMIT - the minimum reportable value based upon the lowest point in the analyte calibration curve.

MDL METHOD DETECTION LIMIT - the minimum concentration that can be measured and reported with a 99% confidence that the concentration is greater than zero. If requested or required, a value reported below the RL and above the MDL is considered estimated and is noted with a "J" flag.

NR Not reported

RPD Relative Percent Difference

Wet The data has been reported on an as-received (wet weight) basis

Low Bias Low Bias flag indicates that the recovery of the flagged analyte is below the laboratory or regulatory lower control limit. The data user should take note that this analyte may be biased low but should evaluate multiple lines of evidence including the LCS and site-specific MS/MSD data to draw bias conclusions. In cases where no site-specific MS/MSD was requested, only the LCS data can be used to evaluate such bias.

High Bias High Bias flag indicates that the recovery of the flagged analyte is above the laboratory or regulatory upper control limit. The data user should take note that this analyte may be biased high but should evaluate multiple lines of evidence including the LCS and site-specific MS/MSD data to draw bias conclusions. In cases where no site-specific MS/MSD was requested, only the LCS data can be used to evaluate such bias.

Non-Dir. Non-dir. flag (Non-Directional Bias) indicates that the Relative Percent Difference (RPD) (a measure of precision) among the MS and MSD data is outside the laboratory or regulatory control limit. This alerts the data user where the MS and MSD are from site-specific samples that the RPD is high due to either non-homogeneous distribution of target analyte between the MS/MSD or indicates poor reproducibility for other reasons.

If EPA SW-846 method 8270 is included herein it is noted that the target compound N-nitrosodiphenylamine (NDPA) decomposes in the gas chromatographic inlet and cannot be separated from diphenylamine (DPA). These results could actually represent 100% DPA, 100% NDPA or some combination of the two. For this reason, York reports the combined result for n-nitrosodiphenylamine and diphenylamine for either of these compounds as a combined concentration as Diphenylamine.

If Total PCBs are detected and the target aroclors reported are "Not detected", the Total PCB value is reported due to the presence of either or both Aroclors 1262 and 1268 which are non-target aroclors for some regulatory lists.

2-chloroethylvinyl ether readily breaks down under acidic conditions. Samples that are acid preserved, including standards will exhibit breakdown. The data user should take note.

Certification for pH is no longer offered by NYDOH ELAP.

Semi-Volatile and Volatile analyses are reported down to the MDL, with values between the MDL and the RL being "J" flagged as estimated results.

Field Chain-of-Custody Record

NOTE: York's Std. Terms & Conditions are listed on the back side of this document. This document serves as your written authorization to York to proceed with the analyses requested and your signature binds you to York's Std. Terms & Conditions unless superseded by written contract.

York Project No. 14C0684

YOUR Information Company: <u>LBI</u> Address: <u>4 Research Dr. Suite 301 Shelton, CT 06484</u> Phone No. <u>203-944-5200</u> Contact Person: <u>Tunde Seaber</u> E-Mail Address: <u>Tseaber@lbi.com</u>		Report To: Company: <u>SUN</u> Address: <u>[Blank]</u> Phone No. <u>[Blank]</u> Attention: <u>[Blank]</u> E-Mail Address: <u>[Blank]</u>		Invoice To: Company: <u>LBI</u> Address: <u>[Blank]</u> Phone No. <u>[Blank]</u> Attention: <u>Mark Goldberg</u> E-Mail Address: <u>Mgoldberg@lbi.com</u>		YOUR Project ID Purchase Order No. <u>Rowe Industries</u> Samples from: CT <u>NY</u> NJ		Turn-Around Time RUSH - Same Day <input type="checkbox"/> RUSH - Next Day <input type="checkbox"/> RUSH - Two Day <input type="checkbox"/> RUSH - Three Day <input type="checkbox"/> RUSH - Four Day <input type="checkbox"/> Standard (5-7 Days) <input checked="" type="checkbox"/>		Report Type/Deliverables Summary Report <input checked="" type="checkbox"/> <u>X p/f</u> Summary w/ QA Summary <input checked="" type="checkbox"/> <u>X p/f</u> CT RCP Package <input type="checkbox"/> NY ASP A Package <input type="checkbox"/> NY ASP B Package <input checked="" type="checkbox"/> <u>X p/f</u> Electronic Deliverables: <input type="checkbox"/> EDD (Specify Type) <input checked="" type="checkbox"/> <u>Excel</u>	
--	--	--	--	---	--	--	--	--	--	---	--

Print Clearly and Legibly. All Information must be complete. Samples will NOT be logged in and the turn-around time clock will not begin until any questions by York are resolved.


Samples Collected/Authorized By (Signature) [Signature]
 Name (printed) STEPHEN HWAT

Matrix Codes	Volatiles	Semi-Vols.	Metals	Misc. Org.	Full Lists	Common Miscellaneous Parameters	Special Instructions
S - soil Other - specify (oil, etc.) WW - wastewater GW - groundwater DW - drinking water Air-A - ambient air Air-SV - soil vapor	8260 full 624 Site Spec. Niassau Co. Suffolk Co. Ketones Oxygenates TCLP list TCLP list CT RCP list 524.2 Arom. only 502.2 Halog. only NJDEP list App. IX list SPLP or TCLP 8021B list	8270 or 625 STARS list BN Only Acids Only PAH list TAGM list CT RCP list TCLP list NJDEP list Dissolved SPLP or TCLP Chlordane 608 Pest SPLP or TCLP 608 PCB	RCRAS PPI13 list TAL CT15 list TAGM list NJDEP list Total Dissolved SPLP or TCLP Indics. Metals LIST Below	TPH GRO TPH DRO CT ETPH NY 310-13 TPH 1664 Air TO14A Air TO15 Air STARS Air VPH Air TICs Methane Helium	Pri. Poll. TCL Organic TAL MerCN Full TCLP Full App. IX Full 360-Routine Pat. 360-Routine Pat. 360-Routine Pat. 360-Routine Pat. 360-Routine NYCDEP Sewer NYSDDEC Sewer TAGM Silica	Cerrossity Reactivity Ignitability Flash Point Sieve Anal. Heteroatoms Chloride Phosphate Tot. Phos. Oil & Grease E.O.G. pH MBAS	Color Phenols Cyanide-T Cyanide-A BOD5 CBOD5 BOD28 COD TSS Total Solids TDS TPH-1664

Sample Identification	Date Sampled	Sample Matrix	Choose Analyses Needed from the Menu Above and Enter Below	Container Description(s)
WQ031714:1600FRW1	3/7/14 1600	soil	8260 full list	3v
WQ031714:1605FRW2	1605	soil	↓	3v
WQ031714:1610FRW3	1610	soil	↓	3v
WQ031714:1615FRW4	1615	soil	↓	3v

Comments 4°C _____ Frozen _____ HCl _____ MeOH _____ HNO ₃ _____ H ₂ O ₂ _____ NaOH _____ Check those Applicable ZnAc _____ Ascorbic Acid _____ Other _____	Samples Relinquished By <u>[Signature]</u> Date/Time <u>3/20/14 8:40</u>	Samples Received in LAB by <u>[Signature]</u> Date/Time <u>3/20/14-1500</u>	Temperature on Receipt <u>3.6</u> °C
	Page 23 of 23		

APPENDIX III
MARCH 2014 LABORATORY ANALYTICAL REPORTS
FOR AIR SAMPLES



Technical Report

prepared for:

Leggette Brashears & Graham Shelton Office

4 Research Drive, Suite 301

Shelton CT, 06484

Attention: Tunde Komuves-Sandor

Report Date: 04/01/2014

Client Project ID: Rowe Industries

York Project (SDG) No.: 14C0896

CT Cert. No. PH-0723

New Jersey Cert. No. CT-005



New York Cert. No. 10854

PA Cert. No. 68-04440

Report Date: 04/01/2014
Client Project ID: Rowe Industries
York Project (SDG) No.: 14C0896

Leggette Brashears & Graham Shelton Office
4 Research Drive, Suite 301
Shelton CT, 06484
Attention: Tunde Komuves-Sandor

Purpose and Results

This report contains the analytical data for the sample(s) identified on the attached chain-of-custody received in our laboratory on March 26, 2014 and listed below. The project was identified as your project: **Rowe Industries**.

The analyses were conducted utilizing appropriate EPA, Standard Methods, and ASTM methods as detailed in the data summary tables.

All samples were received in proper condition meeting the customary acceptance requirements for environmental samples except those indicated under the Notes section of this report.

All analyses met the method and laboratory standard operating procedure requirements except as indicated by any data flags, the meaning of which are explained in the attachment to this report, and case narrative if applicable.

The results of the analyses, which are all reported on dry weight basis (soils) unless otherwise noted, are detailed in the following pages.

Please contact Client Services at 203.325.1371 with any questions regarding this report.

<u>York Sample ID</u>	<u>Client Sample ID</u>	<u>Matrix</u>	<u>Date Collected</u>	<u>Date Received</u>
14C0896-01	WQ032514:1030NP2-6	Water	03/25/2014	03/26/2014
14C0896-02	WQ032514:1035NP2-7	Water	03/25/2014	03/26/2014
14C0897-01	WQ032514:1040NP2-10	Water	03/25/2014	03/26/2014

General Notes for York Project (SDG) No.: 14C0896

1. The RLs and MDLs (Reporting Limit and Method Detection Limit respectively) reported are adjusted for any dilution necessary due to the levels of target and/or non-target analytes and matrix interference. The RL(REPORTING LIMIT) is based upon the lowest standard utilized for the calibration where applicable.
2. Samples are retained for a period of thirty days after submittal of report, unless other arrangements are made.
3. York's liability for the above data is limited to the dollar value paid to York for the referenced project.
4. This report shall not be reproduced without the written approval of York Analytical Laboratories, Inc.
5. All samples were received in proper condition for analysis with proper documentation, unless otherwise noted.
6. All analyses conducted met method or Laboratory SOP requirements. See the Qualifiers and/or Narrative sections for further information.
7. It is noted that no analyses reported herein were subcontracted to another laboratory, unless noted in the report.
8. This report reflects results that relate only to the samples submitted on the attached chain-of-custody form(s) received by York.


Approved By:



Benjamin Gulizia
Laboratory Director

Date: 04/01/2014





Sample Information

Client Sample ID: WQ032514:1030NP2-6

York Sample ID: 14C0896-01

<u>York Project (SDG) No.</u> 14C0896	<u>Client Project ID</u> Rowe Industries	<u>Matrix</u> Water	<u>Collection Date/Time</u> March 25, 2014 10:30 am	<u>Date Received</u> 03/26/2014
--	---	------------------------	--	------------------------------------


Volatile Organics, 8260 List - Low Level

Log-in Notes:

Sample Notes:

Sample Prepared by Method: EPA 5030B

CAS No.	Parameter	Result	Flag	Units	MDL	RL	Dilution	Reference Method	Date/Time Prepared	Date/Time Analyzed	Analyst
630-20-6	1,1,1,2-Tetrachloroethane	ND		ug/L	0.20	0.50	1	EPA 8260C	03/28/2014 08:48	03/28/2014 18:42	BK
71-55-6	1,1,1-Trichloroethane	ND		ug/L	0.20	0.50	1	EPA 8260C	03/28/2014 08:48	03/28/2014 18:42	BK
79-34-5	1,1,2,2-Tetrachloroethane	ND		ug/L	0.20	0.50	1	EPA 8260C	03/28/2014 08:48	03/28/2014 18:42	BK
76-13-1	1,1,2-Trichloro-1,2,2-trifluoroethane (Freon 113)	ND		ug/L	0.20	0.50	1	EPA 8260C	03/28/2014 08:48	03/28/2014 18:42	BK
79-00-5	1,1,2-Trichloroethane	ND		ug/L	0.20	0.50	1	EPA 8260C	03/28/2014 08:48	03/28/2014 18:42	BK
75-34-3	1,1-Dichloroethane	ND		ug/L	0.20	0.50	1	EPA 8260C	03/28/2014 08:48	03/28/2014 18:42	BK
75-35-4	1,1-Dichloroethylene	ND		ug/L	0.20	0.50	1	EPA 8260C	03/28/2014 08:48	03/28/2014 18:42	BK
563-58-6	1,1-Dichloropropylene	ND		ug/L	0.20	0.50	1	EPA 8260C	03/28/2014 08:48	03/28/2014 18:42	BK
87-61-6	1,2,3-Trichlorobenzene	ND		ug/L	0.20	0.50	1	EPA 8260C	03/28/2014 08:48	03/28/2014 18:42	BK
96-18-4	1,2,3-Trichloropropane	ND		ug/L	0.20	0.50	1	EPA 8260C	03/28/2014 08:48	03/28/2014 18:42	BK
120-82-1	1,2,4-Trichlorobenzene	ND		ug/L	0.20	0.50	1	EPA 8260C	03/28/2014 08:48	03/28/2014 18:42	BK
95-63-6	1,2,4-Trimethylbenzene	ND		ug/L	0.20	0.50	1	EPA 8260C	03/28/2014 08:48	03/28/2014 18:42	BK
96-12-8	1,2-Dibromo-3-chloropropane	ND		ug/L	0.20	0.50	1	EPA 8260C	03/28/2014 08:48	03/28/2014 18:42	BK
106-93-4	1,2-Dibromoethane	ND		ug/L	0.20	0.50	1	EPA 8260C	03/28/2014 08:48	03/28/2014 18:42	BK
95-50-1	1,2-Dichlorobenzene	ND		ug/L	0.20	0.50	1	EPA 8260C	03/28/2014 08:48	03/28/2014 18:42	BK
107-06-2	1,2-Dichloroethane	ND		ug/L	0.20	0.50	1	EPA 8260C	03/28/2014 08:48	03/28/2014 18:42	BK
78-87-5	1,2-Dichloropropane	ND		ug/L	0.20	0.50	1	EPA 8260C	03/28/2014 08:48	03/28/2014 18:42	BK
108-67-8	1,3,5-Trimethylbenzene	ND		ug/L	0.20	0.50	1	EPA 8260C	03/28/2014 08:48	03/28/2014 18:42	BK
541-73-1	1,3-Dichlorobenzene	ND		ug/L	0.20	0.50	1	EPA 8260C	03/28/2014 08:48	03/28/2014 18:42	BK
142-28-9	1,3-Dichloropropane	ND		ug/L	0.20	0.50	1	EPA 8260C	03/28/2014 08:48	03/28/2014 18:42	BK
106-46-7	1,4-Dichlorobenzene	ND		ug/L	0.20	0.50	1	EPA 8260C	03/28/2014 08:48	03/28/2014 18:42	BK
594-20-7	2,2-Dichloropropane	ND		ug/L	0.20	0.50	1	EPA 8260C	03/28/2014 08:48	03/28/2014 18:42	BK
95-49-8	2-Chlorotoluene	ND		ug/L	0.20	0.50	1	EPA 8260C	03/28/2014 08:48	03/28/2014 18:42	BK
591-78-6	2-Hexanone	ND		ug/L	0.20	0.50	1	EPA 8260C	03/28/2014 08:48	03/28/2014 18:42	BK
106-43-4	4-Chlorotoluene	ND		ug/L	0.20	0.50	1	EPA 8260C	03/28/2014 08:48	03/28/2014 18:42	BK
67-64-1	Acetone	2.4		Cal-E, CCV-E, B ug/L	1.0	2.0	1	EPA 8260C	03/28/2014 08:48	03/28/2014 18:42	BK
71-43-2	Benzene	ND		ug/L	0.20	0.50	1	EPA 8260C	03/28/2014 08:48	03/28/2014 18:42	BK
108-86-1	Bromobenzene	ND		ug/L	0.20	0.50	1	EPA 8260C	03/28/2014 08:48	03/28/2014 18:42	BK
74-97-5	Bromochloromethane	ND		ug/L	0.20	0.50	1	EPA 8260C	03/28/2014 08:48	03/28/2014 18:42	BK
75-27-4	Bromodichloromethane	ND		ug/L	0.20	0.50	1	EPA 8260C	03/28/2014 08:48	03/28/2014 18:42	BK
75-25-2	Bromoform	ND		ug/L	0.20	0.50	1	EPA 8260C	03/28/2014 08:48	03/28/2014 18:42	BK
74-83-9	Bromomethane	ND		ug/L	0.20	0.50	1	EPA 8260C	03/28/2014 08:48	03/28/2014 18:42	BK
56-23-5	Carbon tetrachloride	ND		ug/L	0.20	0.50	1	EPA 8260C	03/28/2014 08:48	03/28/2014 18:42	BK
108-90-7	Chlorobenzene	ND		ug/L	0.20	0.50	1	EPA 8260C	03/28/2014 08:48	03/28/2014 18:42	BK



Sample Information

Client Sample ID: WQ032514:1030NP2-6

York Sample ID: 14C0896-01

York Project (SDG) No.

Client Project ID

Matrix

Collection Date/Time

Date Received

14C0896

Rowe Industries

Water

March 25, 2014 10:30 am

03/26/2014


Volatile Organics, 8260 List - Low Level

Log-in Notes:

Sample Notes:

Sample Prepared by Method: EPA 5030B

CAS No.	Parameter	Result	Flag	Units	MDL	RL	Dilution	Reference Method	Date/Time Prepared	Date/Time Analyzed	Analyst
75-00-3	Chloroethane	ND		ug/L	0.20	0.50	1	EPA 8260C	03/28/2014 08:48	03/28/2014 18:42	BK
67-66-3	Chloroform	ND		ug/L	0.20	0.50	1	EPA 8260C	03/28/2014 08:48	03/28/2014 18:42	BK
74-87-3	Chloromethane	ND		ug/L	0.20	0.50	1	EPA 8260C	03/28/2014 08:48	03/28/2014 18:42	BK
156-59-2	cis-1,2-Dichloroethylene	1.2		ug/L	0.20	0.50	1	EPA 8260C	03/28/2014 08:48	03/28/2014 18:42	BK
10061-01-5	cis-1,3-Dichloropropylene	ND		ug/L	0.20	0.50	1	EPA 8260C	03/28/2014 08:48	03/28/2014 18:42	BK
124-48-1	Dibromochloromethane	ND		ug/L	0.20	0.50	1	EPA 8260C	03/28/2014 08:48	03/28/2014 18:42	BK
74-95-3	Dibromomethane	ND		ug/L	0.20	0.50	1	EPA 8260C	03/28/2014 08:48	03/28/2014 18:42	BK
75-71-8	Dichlorodifluoromethane	ND		ug/L	0.20	0.50	1	EPA 8260C	03/28/2014 08:48	03/28/2014 18:42	BK
100-41-4	Ethyl Benzene	ND		ug/L	0.20	0.50	1	EPA 8260C	03/28/2014 08:48	03/28/2014 18:42	BK
87-68-3	Hexachlorobutadiene	ND		ug/L	0.20	0.50	1	EPA 8260C	03/28/2014 08:48	03/28/2014 18:42	BK
98-82-8	Isopropylbenzene	ND		ug/L	0.20	0.50	1	EPA 8260C	03/28/2014 08:48	03/28/2014 18:42	BK
1634-04-4	Methyl tert-butyl ether (MTBE)	ND		ug/L	0.20	0.50	1	EPA 8260C	03/28/2014 08:48	03/28/2014 18:42	BK
75-09-2	Methylene chloride	ND		ug/L	1.0	2.0	1	EPA 8260C	03/28/2014 08:48	03/28/2014 18:42	BK
91-20-3	Naphthalene	ND		ug/L	1.0	2.0	1	EPA 8260C	03/28/2014 08:48	03/28/2014 18:42	BK
104-51-8	n-Butylbenzene	ND		ug/L	0.20	0.50	1	EPA 8260C	03/28/2014 08:48	03/28/2014 18:42	BK
103-65-1	n-Propylbenzene	ND		ug/L	0.20	0.50	1	EPA 8260C	03/28/2014 08:48	03/28/2014 18:42	BK
95-47-6	* o-Xylene	ND		ug/L	0.20	0.50	1	EPA 8260C	03/28/2014 08:48	03/28/2014 18:42	BK
179601-23-1	* p- & m- Xylenes	ND		ug/L	0.50	1.0	1	EPA 8260C	03/28/2014 08:48	03/28/2014 18:42	BK
99-87-6	p-Isopropyltoluene	ND		ug/L	0.20	0.50	1	EPA 8260C	03/28/2014 08:48	03/28/2014 18:42	BK
135-98-8	sec-Butylbenzene	ND		ug/L	0.20	0.50	1	EPA 8260C	03/28/2014 08:48	03/28/2014 18:42	BK
100-42-5	Styrene	ND		ug/L	0.20	0.50	1	EPA 8260C	03/28/2014 08:48	03/28/2014 18:42	BK
98-06-6	tert-Butylbenzene	ND		ug/L	0.20	0.50	1	EPA 8260C	03/28/2014 08:48	03/28/2014 18:42	BK
127-18-4	Tetrachloroethylene	6.0		ug/L	0.20	0.50	1	EPA 8260C	03/28/2014 08:48	03/28/2014 18:42	BK
108-88-3	Toluene	ND		ug/L	0.20	0.50	1	EPA 8260C	03/28/2014 08:48	03/28/2014 18:42	BK
156-60-5	trans-1,2-Dichloroethylene	ND		ug/L	0.20	0.50	1	EPA 8260C	03/28/2014 08:48	03/28/2014 18:42	BK
10061-02-6	trans-1,3-Dichloropropylene	ND		ug/L	0.20	0.50	1	EPA 8260C	03/28/2014 08:48	03/28/2014 18:42	BK
79-01-6	Trichloroethylene	0.74		ug/L	0.20	0.50	1	EPA 8260C	03/28/2014 08:48	03/28/2014 18:42	BK
75-69-4	Trichlorofluoromethane	ND		ug/L	0.20	0.50	1	EPA 8260C	03/28/2014 08:48	03/28/2014 18:42	BK
75-01-4	Vinyl Chloride	ND		ug/L	0.50	0.50	1	EPA 8260C	03/28/2014 08:48	03/28/2014 18:42	BK
1330-20-7	Xylenes, Total	ND		ug/L	0.60	1.5	1	EPA 8260C	03/28/2014 08:48	03/28/2014 18:42	BK
	Surrogate Recoveries	Result			Acceptance Range						
17060-07-0	Surrogate: 1,2-Dichloroethane-d4	102 %			81-123						
460-00-4	Surrogate: p-Bromofluorobenzene	98.0 %			70-128						
2037-26-5	Surrogate: Toluene-d8	95.4 %			88-114						



Sample Information

Client Sample ID: WQ032514:1030NP2-6

York Sample ID: 14C0896-01

York Project (SDG) No.

Client Project ID

Matrix

Collection Date/Time

Date Received

14C0896

Rowe Industries

Water

March 25, 2014 10:30 am

03/26/2014

Iron by EPA 200.7

Log-in Notes:

Sample Notes:

Sample Prepared by Method: EPA 3010A

CAS No.	Parameter	Result	Flag	Units	MDL	RL	Dilution	Reference Method	Date/Time Prepared	Date/Time Analyzed	Analyst
7439-89-6	Iron	4.57		mg/L	0.0146	0.0200	1	EPA 200.7	03/27/2014 12:46	03/27/2014 18:25	MW

Iron, Dissolved by EPA 6010

Log-in Notes:

Sample Notes:

Sample Prepared by Method: EPA 3010A

CAS No.	Parameter	Result	Flag	Units	MDL	RL	Dilution	Reference Method	Date/Time Prepared	Date/Time Analyzed	Analyst
7439-89-6	Iron	ND		mg/L	0.0200	0.0200	1	EPA 6010C	03/27/2014 12:43	03/27/2014 16:50	MW

Sample Information

Client Sample ID: WQ032514:1035NP2-7

York Sample ID: 14C0896-02

York Project (SDG) No.

Client Project ID

Matrix

Collection Date/Time

Date Received

14C0896

Rowe Industries

Water

March 25, 2014 10:35 am

03/26/2014


Volatile Organics, 8260 List - Low Level

Log-in Notes:

Sample Notes:

Sample Prepared by Method: EPA 5030B

CAS No.	Parameter	Result	Flag	Units	MDL	RL	Dilution	Reference Method	Date/Time Prepared	Date/Time Analyzed	Analyst
630-20-6	1,1,1,2-Tetrachloroethane	ND		ug/L	0.20	0.50	1	EPA 8260C	03/28/2014 08:48	03/28/2014 19:22	BK
71-55-6	1,1,1-Trichloroethane	ND		ug/L	0.20	0.50	1	EPA 8260C	03/28/2014 08:48	03/28/2014 19:22	BK
79-34-5	1,1,2,2-Tetrachloroethane	ND		ug/L	0.20	0.50	1	EPA 8260C	03/28/2014 08:48	03/28/2014 19:22	BK
76-13-1	1,1,2-Trichloro-1,2,2-trifluoroethane (Freon 113)	ND		ug/L	0.20	0.50	1	EPA 8260C	03/28/2014 08:48	03/28/2014 19:22	BK
79-00-5	1,1,2-Trichloroethane	ND		ug/L	0.20	0.50	1	EPA 8260C	03/28/2014 08:48	03/28/2014 19:22	BK
75-34-3	1,1-Dichloroethane	ND		ug/L	0.20	0.50	1	EPA 8260C	03/28/2014 08:48	03/28/2014 19:22	BK
75-35-4	1,1-Dichloroethylene	ND		ug/L	0.20	0.50	1	EPA 8260C	03/28/2014 08:48	03/28/2014 19:22	BK
563-58-6	1,1-Dichloropropylene	ND		ug/L	0.20	0.50	1	EPA 8260C	03/28/2014 08:48	03/28/2014 19:22	BK
87-61-6	1,2,3-Trichlorobenzene	ND		ug/L	0.20	0.50	1	EPA 8260C	03/28/2014 08:48	03/28/2014 19:22	BK
96-18-4	1,2,3-Trichloropropane	ND		ug/L	0.20	0.50	1	EPA 8260C	03/28/2014 08:48	03/28/2014 19:22	BK
120-82-1	1,2,4-Trichlorobenzene	ND		ug/L	0.20	0.50	1	EPA 8260C	03/28/2014 08:48	03/28/2014 19:22	BK
95-63-6	1,2,4-Trimethylbenzene	ND		ug/L	0.20	0.50	1	EPA 8260C	03/28/2014 08:48	03/28/2014 19:22	BK
96-12-8	1,2-Dibromo-3-chloropropane	ND		ug/L	0.20	0.50	1	EPA 8260C	03/28/2014 08:48	03/28/2014 19:22	BK
106-93-4	1,2-Dibromoethane	ND		ug/L	0.20	0.50	1	EPA 8260C	03/28/2014 08:48	03/28/2014 19:22	BK
95-50-1	1,2-Dichlorobenzene	ND		ug/L	0.20	0.50	1	EPA 8260C	03/28/2014 08:48	03/28/2014 19:22	BK
107-06-2	1,2-Dichloroethane	ND		ug/L	0.20	0.50	1	EPA 8260C	03/28/2014 08:48	03/28/2014 19:22	BK
78-87-5	1,2-Dichloropropane	ND		ug/L	0.20	0.50	1	EPA 8260C	03/28/2014 08:48	03/28/2014 19:22	BK



Sample Information

Client Sample ID: WQ032514:1035NP2-7

York Sample ID: 14C0896-02

York Project (SDG) No.

Client Project ID

Matrix

Collection Date/Time

Date Received

14C0896

Rowe Industries

Water

March 25, 2014 10:35 am

03/26/2014


Volatile Organics, 8260 List - Low Level

Log-in Notes:

Sample Notes:

Sample Prepared by Method: EPA 5030B

CAS No.	Parameter	Result	Flag	Units	MDL	RL	Dilution	Reference Method	Date/Time Prepared	Date/Time Analyzed	Analyst
108-67-8	1,3,5-Trimethylbenzene	ND		ug/L	0.20	0.50	1	EPA 8260C	03/28/2014 08:48	03/28/2014 19:22	BK
541-73-1	1,3-Dichlorobenzene	ND		ug/L	0.20	0.50	1	EPA 8260C	03/28/2014 08:48	03/28/2014 19:22	BK
142-28-9	1,3-Dichloropropane	ND		ug/L	0.20	0.50	1	EPA 8260C	03/28/2014 08:48	03/28/2014 19:22	BK
106-46-7	1,4-Dichlorobenzene	ND		ug/L	0.20	0.50	1	EPA 8260C	03/28/2014 08:48	03/28/2014 19:22	BK
594-20-7	2,2-Dichloropropane	ND		ug/L	0.20	0.50	1	EPA 8260C	03/28/2014 08:48	03/28/2014 19:22	BK
95-49-8	2-Chlorotoluene	ND		ug/L	0.20	0.50	1	EPA 8260C	03/28/2014 08:48	03/28/2014 19:22	BK
591-78-6	2-Hexanone	ND		ug/L	0.20	0.50	1	EPA 8260C	03/28/2014 08:48	03/28/2014 19:22	BK
106-43-4	4-Chlorotoluene	ND		ug/L	0.20	0.50	1	EPA 8260C	03/28/2014 08:48	03/28/2014 19:22	BK
67-64-1	Acetone	2.5	Cal-E, CCV-E, B	ug/L	1.0	2.0	1	EPA 8260C	03/28/2014 08:48	03/28/2014 19:22	BK
71-43-2	Benzene	ND		ug/L	0.20	0.50	1	EPA 8260C	03/28/2014 08:48	03/28/2014 19:22	BK
108-86-1	Bromobenzene	ND		ug/L	0.20	0.50	1	EPA 8260C	03/28/2014 08:48	03/28/2014 19:22	BK
74-97-5	Bromochloromethane	ND		ug/L	0.20	0.50	1	EPA 8260C	03/28/2014 08:48	03/28/2014 19:22	BK
75-27-4	Bromodichloromethane	ND		ug/L	0.20	0.50	1	EPA 8260C	03/28/2014 08:48	03/28/2014 19:22	BK
75-25-2	Bromoform	ND		ug/L	0.20	0.50	1	EPA 8260C	03/28/2014 08:48	03/28/2014 19:22	BK
74-83-9	Bromomethane	ND		ug/L	0.20	0.50	1	EPA 8260C	03/28/2014 08:48	03/28/2014 19:22	BK
56-23-5	Carbon tetrachloride	ND		ug/L	0.20	0.50	1	EPA 8260C	03/28/2014 08:48	03/28/2014 19:22	BK
108-90-7	Chlorobenzene	ND		ug/L	0.20	0.50	1	EPA 8260C	03/28/2014 08:48	03/28/2014 19:22	BK
75-00-3	Chloroethane	ND		ug/L	0.20	0.50	1	EPA 8260C	03/28/2014 08:48	03/28/2014 19:22	BK
67-66-3	Chloroform	ND		ug/L	0.20	0.50	1	EPA 8260C	03/28/2014 08:48	03/28/2014 19:22	BK
74-87-3	Chloromethane	ND		ug/L	0.20	0.50	1	EPA 8260C	03/28/2014 08:48	03/28/2014 19:22	BK
156-59-2	cis-1,2-Dichloroethylene	ND		ug/L	0.20	0.50	1	EPA 8260C	03/28/2014 08:48	03/28/2014 19:22	BK
10061-01-5	cis-1,3-Dichloropropylene	ND		ug/L	0.20	0.50	1	EPA 8260C	03/28/2014 08:48	03/28/2014 19:22	BK
124-48-1	Dibromochloromethane	ND		ug/L	0.20	0.50	1	EPA 8260C	03/28/2014 08:48	03/28/2014 19:22	BK
74-95-3	Dibromomethane	ND		ug/L	0.20	0.50	1	EPA 8260C	03/28/2014 08:48	03/28/2014 19:22	BK
75-71-8	Dichlorodifluoromethane	ND		ug/L	0.20	0.50	1	EPA 8260C	03/28/2014 08:48	03/28/2014 19:22	BK
100-41-4	Ethyl Benzene	ND		ug/L	0.20	0.50	1	EPA 8260C	03/28/2014 08:48	03/28/2014 19:22	BK
87-68-3	Hexachlorobutadiene	ND		ug/L	0.20	0.50	1	EPA 8260C	03/28/2014 08:48	03/28/2014 19:22	BK
98-82-8	Isopropylbenzene	ND		ug/L	0.20	0.50	1	EPA 8260C	03/28/2014 08:48	03/28/2014 19:22	BK
1634-04-4	Methyl tert-butyl ether (MTBE)	ND		ug/L	0.20	0.50	1	EPA 8260C	03/28/2014 08:48	03/28/2014 19:22	BK
75-09-2	Methylene chloride	ND		ug/L	1.0	2.0	1	EPA 8260C	03/28/2014 08:48	03/28/2014 19:22	BK
91-20-3	Naphthalene	ND		ug/L	1.0	2.0	1	EPA 8260C	03/28/2014 08:48	03/28/2014 19:22	BK
104-51-8	n-Butylbenzene	ND		ug/L	0.20	0.50	1	EPA 8260C	03/28/2014 08:48	03/28/2014 19:22	BK
103-65-1	n-Propylbenzene	ND		ug/L	0.20	0.50	1	EPA 8260C	03/28/2014 08:48	03/28/2014 19:22	BK
95-47-6	* o-Xylene	ND		ug/L	0.20	0.50	1	EPA 8260C	03/28/2014 08:48	03/28/2014 19:22	BK
179601-23-1	* p- & m- Xylenes	ND		ug/L	0.50	1.0	1	EPA 8260C	03/28/2014 08:48	03/28/2014 19:22	BK
99-87-6	p-Isopropyltoluene	ND		ug/L	0.20	0.50	1	EPA 8260C	03/28/2014 08:48	03/28/2014 19:22	BK



Sample Information

Client Sample ID: WQ032514:1035NP2-7

York Sample ID: 14C0896-02

York Project (SDG) No.

Client Project ID

Matrix

Collection Date/Time

Date Received

14C0896

Rowe Industries

Water

March 25, 2014 10:35 am

03/26/2014

Volatile Organics, 8260 List - Low Level

Log-in Notes:

Sample Notes:

Sample Prepared by Method: EPA 5030B

Table with 13 columns: CAS No., Parameter, Result, Flag, Units, MDL, RL, Dilution, Reference Method, Date/Time Prepared, Date/Time Analyzed, Analyst. Includes rows for various organic compounds and surrogate recoveries.

Iron by EPA 200.7

Log-in Notes:

Sample Notes:

Sample Prepared by Method: EPA 3010A

Table with 13 columns: CAS No., Parameter, Result, Flag, Units, MDL, RL, Dilution, Reference Method, Date/Time Prepared, Date/Time Analyzed, Analyst. Includes row for Iron.

Iron, Dissolved by EPA 6010

Log-in Notes:

Sample Notes:

Sample Prepared by Method: EPA 3010A

Table with 13 columns: CAS No., Parameter, Result, Flag, Units, MDL, RL, Dilution, Reference Method, Date/Time Prepared, Date/Time Analyzed, Analyst. Includes row for Iron.

Sample Information

Client Sample ID: WQ032514:1040NP2-10

York Sample ID: 14C0897-01

York Project (SDG) No.

Client Project ID

Matrix

Collection Date/Time

Date Received

14C0897

Rowe Industries

Water

March 25, 2014 10:40 am

03/26/2014

Volatile Organics, 8260 List - Low Level

Log-in Notes:

Sample Notes:

Sample Prepared by Method: EPA 5030B


Table with 13 columns: CAS No., Parameter, Result, Flag, Units, MDL, RL, Dilution, Reference Method, Date/Time Prepared, Date/Time Analyzed, Analyst.

120 RESEARCH DRIVE

STRATFORD, CT 06615

(203) 325-1371

FAX (203) 357-0166




Sample Information

Client Sample ID: WQ032514:1040NP2-10

York Sample ID: 14C0897-01

<u>York Project (SDG) No.</u>	<u>Client Project ID</u>	<u>Matrix</u>	<u>Collection Date/Time</u>	<u>Date Received</u>				
14C0897	Rowe Industries	Water	March 25, 2014 10:40 am	03/26/2014				
630-20-6	1,1,1,2-Tetrachloroethane	ND	ug/L	0.20 0.50 1	EPA 8260C	03/28/2014 08:48	03/28/2014 20:52	BK
71-55-6	1,1,1-Trichloroethane	ND	ug/L	0.20 0.50 1	EPA 8260C	03/28/2014 08:48	03/28/2014 20:52	BK
79-34-5	1,1,2,2-Tetrachloroethane	ND	ug/L	0.20 0.50 1	EPA 8260C	03/28/2014 08:48	03/28/2014 20:52	BK
76-13-1	1,1,2-Trichloro-1,2,2-trifluoroethane (Freon 113)	ND	ug/L	0.20 0.50 1	EPA 8260C	03/28/2014 08:48	03/28/2014 20:52	BK
79-00-5	1,1,2-Trichloroethane	ND	ug/L	0.20 0.50 1	EPA 8260C	03/28/2014 08:48	03/28/2014 20:52	BK
75-34-3	1,1-Dichloroethane	ND	ug/L	0.20 0.50 1	EPA 8260C	03/28/2014 08:48	03/28/2014 20:52	BK
75-35-4	1,1-Dichloroethylene	ND	ug/L	0.20 0.50 1	EPA 8260C	03/28/2014 08:48	03/28/2014 20:52	BK
563-58-6	1,1-Dichloropropylene	ND	ug/L	0.20 0.50 1	EPA 8260C	03/28/2014 08:48	03/28/2014 20:52	BK
87-61-6	1,2,3-Trichlorobenzene	ND	ug/L	0.20 0.50 1	EPA 8260C	03/28/2014 08:48	03/28/2014 20:52	BK
96-18-4	1,2,3-Trichloropropane	ND	ug/L	0.20 0.50 1	EPA 8260C	03/28/2014 08:48	03/28/2014 20:52	BK
120-82-1	1,2,4-Trichlorobenzene	ND	ug/L	0.20 0.50 1	EPA 8260C	03/28/2014 08:48	03/28/2014 20:52	BK
95-63-6	1,2,4-Trimethylbenzene	ND	ug/L	0.20 0.50 1	EPA 8260C	03/28/2014 08:48	03/28/2014 20:52	BK
96-12-8	1,2-Dibromo-3-chloropropane	ND	ug/L	0.20 0.50 1	EPA 8260C	03/28/2014 08:48	03/28/2014 20:52	BK
106-93-4	1,2-Dibromoethane	ND	ug/L	0.20 0.50 1	EPA 8260C	03/28/2014 08:48	03/28/2014 20:52	BK
95-50-1	1,2-Dichlorobenzene	ND	ug/L	0.20 0.50 1	EPA 8260C	03/28/2014 08:48	03/28/2014 20:52	BK
107-06-2	1,2-Dichloroethane	ND	ug/L	0.20 0.50 1	EPA 8260C	03/28/2014 08:48	03/28/2014 20:52	BK
78-87-5	1,2-Dichloropropane	ND	ug/L	0.20 0.50 1	EPA 8260C	03/28/2014 08:48	03/28/2014 20:52	BK
108-67-8	1,3,5-Trimethylbenzene	ND	ug/L	0.20 0.50 1	EPA 8260C	03/28/2014 08:48	03/28/2014 20:52	BK
541-73-1	1,3-Dichlorobenzene	ND	ug/L	0.20 0.50 1	EPA 8260C	03/28/2014 08:48	03/28/2014 20:52	BK
142-28-9	1,3-Dichloropropane	ND	ug/L	0.20 0.50 1	EPA 8260C	03/28/2014 08:48	03/28/2014 20:52	BK
106-46-7	1,4-Dichlorobenzene	ND	ug/L	0.20 0.50 1	EPA 8260C	03/28/2014 08:48	03/28/2014 20:52	BK
594-20-7	2,2-Dichloropropane	ND	ug/L	0.20 0.50 1	EPA 8260C	03/28/2014 08:48	03/28/2014 20:52	BK
95-49-8	2-Chlorotoluene	ND	ug/L	0.20 0.50 1	EPA 8260C	03/28/2014 08:48	03/28/2014 20:52	BK
591-78-6	2-Hexanone	ND	ug/L	0.20 0.50 1	EPA 8260C	03/28/2014 08:48	03/28/2014 20:52	BK
106-43-4	4-Chlorotoluene	ND	ug/L	0.20 0.50 1	EPA 8260C	03/28/2014 08:48	03/28/2014 20:52	BK
67-64-1	Acetone	2.8	Cal-E, CCV-E, B, ug/L	1.0 2.0 1	EPA 8260C	03/28/2014 08:48	03/28/2014 20:52	BK
71-43-2	Benzene	ND	ug/L	0.20 0.50 1	EPA 8260C	03/28/2014 08:48	03/28/2014 20:52	BK
108-86-1	Bromobenzene	ND	ug/L	0.20 0.50 1	EPA 8260C	03/28/2014 08:48	03/28/2014 20:52	BK
74-97-5	Bromochloromethane	ND	ug/L	0.20 0.50 1	EPA 8260C	03/28/2014 08:48	03/28/2014 20:52	BK
75-27-4	Bromodichloromethane	ND	ug/L	0.20 0.50 1	EPA 8260C	03/28/2014 08:48	03/28/2014 20:52	BK
75-25-2	Bromoform	ND	ug/L	0.20 0.50 1	EPA 8260C	03/28/2014 08:48	03/28/2014 20:52	BK
74-83-9	Bromomethane	ND	ug/L	0.20 0.50 1	EPA 8260C	03/28/2014 08:48	03/28/2014 20:52	BK
56-23-5	Carbon tetrachloride	ND	ug/L	0.20 0.50 1	EPA 8260C	03/28/2014 08:48	03/28/2014 20:52	BK
108-90-7	Chlorobenzene	ND	ug/L	0.20 0.50 1	EPA 8260C	03/28/2014 08:48	03/28/2014 20:52	BK
75-00-3	Chloroethane	ND	ug/L	0.20 0.50 1	EPA 8260C	03/28/2014 08:48	03/28/2014 20:52	BK
67-66-3	Chloroform	ND	ug/L	0.20 0.50 1	EPA 8260C	03/28/2014 08:48	03/28/2014 20:52	BK
74-87-3	Chloromethane	ND	ug/L	0.20 0.50 1	EPA 8260C	03/28/2014 08:48	03/28/2014 20:52	BK
156-59-2	cis-1,2-Dichloroethylene	ND	ug/L	0.20 0.50 1	EPA 8260C	03/28/2014 08:48	03/28/2014 20:52	BK



Sample Information

Client Sample ID: WQ032514:1040NP2-10

York Sample ID: 14C0897-01

York Project (SDG) No.

Client Project ID

Matrix

Collection Date/Time

Date Received

14C0897

Rowe Industries

Water

March 25, 2014 10:40 am

03/26/2014


Volatile Organics, 8260 List - Low Level

Log-in Notes:

Sample Notes:

Sample Prepared by Method: EPA 5030B

CAS No.	Parameter	Result	Flag	Units	MDL	RL	Dilution	Reference Method	Date/Time Prepared	Date/Time Analyzed	Analyst
10061-01-5	cis-1,3-Dichloropropylene	ND		ug/L	0.20	0.50	1	EPA 8260C	03/28/2014 08:48	03/28/2014 20:52	BK
124-48-1	Dibromochloromethane	ND		ug/L	0.20	0.50	1	EPA 8260C	03/28/2014 08:48	03/28/2014 20:52	BK
74-95-3	Dibromomethane	ND		ug/L	0.20	0.50	1	EPA 8260C	03/28/2014 08:48	03/28/2014 20:52	BK
75-71-8	Dichlorodifluoromethane	ND		ug/L	0.20	0.50	1	EPA 8260C	03/28/2014 08:48	03/28/2014 20:52	BK
100-41-4	Ethyl Benzene	ND		ug/L	0.20	0.50	1	EPA 8260C	03/28/2014 08:48	03/28/2014 20:52	BK
87-68-3	Hexachlorobutadiene	ND		ug/L	0.20	0.50	1	EPA 8260C	03/28/2014 08:48	03/28/2014 20:52	BK
98-82-8	Isopropylbenzene	ND		ug/L	0.20	0.50	1	EPA 8260C	03/28/2014 08:48	03/28/2014 20:52	BK
1634-04-4	Methyl tert-butyl ether (MTBE)	ND		ug/L	0.20	0.50	1	EPA 8260C	03/28/2014 08:48	03/28/2014 20:52	BK
75-09-2	Methylene chloride	ND		ug/L	1.0	2.0	1	EPA 8260C	03/28/2014 08:48	03/28/2014 20:52	BK
91-20-3	Naphthalene	ND		ug/L	1.0	2.0	1	EPA 8260C	03/28/2014 08:48	03/28/2014 20:52	BK
104-51-8	n-Butylbenzene	ND		ug/L	0.20	0.50	1	EPA 8260C	03/28/2014 08:48	03/28/2014 20:52	BK
103-65-1	n-Propylbenzene	ND		ug/L	0.20	0.50	1	EPA 8260C	03/28/2014 08:48	03/28/2014 20:52	BK
95-47-6	* o-Xylene	ND		ug/L	0.20	0.50	1	EPA 8260C	03/28/2014 08:48	03/28/2014 20:52	BK
179601-23-1	* p- & m- Xylenes	ND		ug/L	0.50	1.0	1	EPA 8260C	03/28/2014 08:48	03/28/2014 20:52	BK
99-87-6	p-Isopropyltoluene	ND		ug/L	0.20	0.50	1	EPA 8260C	03/28/2014 08:48	03/28/2014 20:52	BK
135-98-8	sec-Butylbenzene	ND		ug/L	0.20	0.50	1	EPA 8260C	03/28/2014 08:48	03/28/2014 20:52	BK
100-42-5	Styrene	ND		ug/L	0.20	0.50	1	EPA 8260C	03/28/2014 08:48	03/28/2014 20:52	BK
98-06-6	tert-Butylbenzene	ND		ug/L	0.20	0.50	1	EPA 8260C	03/28/2014 08:48	03/28/2014 20:52	BK
127-18-4	Tetrachloroethylene	ND		ug/L	0.20	0.50	1	EPA 8260C	03/28/2014 08:48	03/28/2014 20:52	BK
108-88-3	Toluene	ND		ug/L	0.20	0.50	1	EPA 8260C	03/28/2014 08:48	03/28/2014 20:52	BK
156-60-5	trans-1,2-Dichloroethylene	ND		ug/L	0.20	0.50	1	EPA 8260C	03/28/2014 08:48	03/28/2014 20:52	BK
10061-02-6	trans-1,3-Dichloropropylene	ND		ug/L	0.20	0.50	1	EPA 8260C	03/28/2014 08:48	03/28/2014 20:52	BK
79-01-6	Trichloroethylene	ND		ug/L	0.20	0.50	1	EPA 8260C	03/28/2014 08:48	03/28/2014 20:52	BK
75-69-4	Trichlorofluoromethane	ND		ug/L	0.20	0.50	1	EPA 8260C	03/28/2014 08:48	03/28/2014 20:52	BK
75-01-4	Vinyl Chloride	ND		ug/L	0.50	0.50	1	EPA 8260C	03/28/2014 08:48	03/28/2014 20:52	BK
1330-20-7	Xylenes, Total	ND		ug/L	0.60	1.5	1	EPA 8260C	03/28/2014 08:48	03/28/2014 20:52	BK
	Surrogate Recoveries	Result			Acceptance Range						
17060-07-0	Surrogate: 1,2-Dichloroethane-d4	91.0 %			81-123						
460-00-4	Surrogate: p-Bromofluorobenzene	99.8 %			70-128						
2037-26-5	Surrogate: Toluene-d8	96.1 %			88-114						



Sample Information

Client Sample ID: WQ032514:1040NP2-10

York Sample ID: 14C0897-01

York Project (SDG) No.

Client Project ID

Matrix

Collection Date/Time

Date Received

14C0897

Rowe Industries

Water

March 25, 2014 10:40 am

03/26/2014

Iron by EPA 200.7

Log-in Notes:

Sample Notes:

Sample Prepared by Method: EPA 3010A

CAS No.	Parameter	Result	Flag	Units	MDL	RL	Dilution	Reference Method	Date/Time Prepared	Date/Time Analyzed	Analyst
7439-89-6	Iron	1.78		mg/L	0.0146	0.0200	1	EPA 200.7	03/27/2014 12:46	03/27/2014 18:48	MW

Iron, Dissolved by EPA 6010

Log-in Notes:

Sample Notes:

Sample Prepared by Method: EPA 3010A

CAS No.	Parameter	Result	Flag	Units	MDL	RL	Dilution	Reference Method	Date/Time Prepared	Date/Time Analyzed	Analyst
7439-89-6	Iron	0.0861		mg/L	0.0200	0.0200	1	EPA 6010C	03/27/2014 12:43	03/27/2014 16:59	MW


Total Dissolved Solids

Log-in Notes:

Sample Notes:

Sample Prepared by Method: % Solids Prep

CAS No.	Parameter	Result	Flag	Units	MDL	RL	Dilution	Reference Method	Date/Time Prepared	Date/Time Analyzed	Analyst
	Total Dissolved Solids	500		mg/L	10.0	10.0	1	SM 2540C	03/31/2014 15:50	04/01/2014 14:46	MF



Analytical Batch Summary

Batch ID: BC41154 **Preparation Method:** EPA 3010A **Prepared By:** MW

YORK Sample ID	Client Sample ID	Preparation Date
14C0896-01	WQ032514:1030NP2-6	03/27/14
14C0896-02	WQ032514:1035NP2-7	03/27/14
14C0897-01	WQ032514:1040NP2-10	03/27/14
BC41154-BLK1	Blank	03/27/14
BC41154-DUP1	Duplicate	03/27/14
BC41154-MS1	Matrix Spike	03/27/14
BC41154-SRM1	Reference	03/27/14

Batch ID: BC41156 **Preparation Method:** EPA 3010A **Prepared By:** MW


YORK Sample ID	Client Sample ID	Preparation Date
14C0896-01	WQ032514:1030NP2-6	03/27/14
14C0896-02	WQ032514:1035NP2-7	03/27/14
14C0897-01	WQ032514:1040NP2-10	03/27/14
BC41156-BLK1	Blank	03/27/14
BC41156-DUP1	Duplicate	03/27/14
BC41156-MS1	Matrix Spike	03/27/14
BC41156-SRM1	Reference	03/27/14

Batch ID: BC41230 **Preparation Method:** EPA 5030B **Prepared By:** BGS

YORK Sample ID	Client Sample ID	Preparation Date
14C0896-01	WQ032514:1030NP2-6	03/28/14
14C0896-02	WQ032514:1035NP2-7	03/28/14
14C0897-01	WQ032514:1040NP2-10	03/28/14
BC41230-BLK1	Blank	03/28/14
BC41230-BS1	LCS	03/28/14
BC41230-BSD1	LCS Dup	03/28/14

Batch ID: BC41283 **Preparation Method:** % Solids Prep **Prepared By:** MF

YORK Sample ID	Client Sample ID	Preparation Date
14C0897-01	WQ032514:1040NP2-10	03/31/14
BC41283-BLK1	Blank	03/31/14



Volatile Organic Compounds by GC/MS - Quality Control Data
York Analytical Laboratories, Inc.

Analyte	Result	Reporting Limit	Units	Spike Level	Source* Result	%REC	%REC Limits	Flag	RPD	RPD Limit	Flag
---------	--------	-----------------	-------	-------------	----------------	------	-------------	------	-----	-----------	------

Batch BC41230 - EPA 5030B

Blank (BC41230-BLK1)

Prepared & Analyzed: 03/28/2014

1,1,1,2-Tetrachloroethane	ND	0.50	ug/L								
1,1,1-Trichloroethane	ND	0.50	"								
1,1,2,2-Tetrachloroethane	ND	0.50	"								
1,1,2-Trichloro-1,2,2-trifluoroethane (Freon 113)	ND	0.50	"								
1,1,2-Trichloroethane	ND	0.50	"								
1,1-Dichloroethane	ND	0.50	"								
1,1-Dichloroethylene	ND	0.50	"								
1,1-Dichloropropylene	ND	0.50	"								
1,2,3-Trichlorobenzene	ND	0.50	"								
1,2,3-Trichloropropane	ND	0.50	"								
1,2,4-Trichlorobenzene	ND	0.50	"								
1,2,4-Trimethylbenzene	ND	0.50	"								
1,2-Dibromo-3-chloropropane	ND	0.50	"								
1,2-Dibromoethane	ND	0.50	"								
1,2-Dichlorobenzene	ND	0.50	"								
1,2-Dichloroethane	ND	0.50	"								
1,2-Dichloropropane	ND	0.50	"								
1,3,5-Trimethylbenzene	ND	0.50	"								
1,3-Dichlorobenzene	ND	0.50	"								
1,3-Dichloropropane	ND	0.50	"								
1,4-Dichlorobenzene	ND	0.50	"								
2,2-Dichloropropane	ND	0.50	"								
2-Chlorotoluene	ND	0.50	"								
2-Hexanone	ND	0.50	"								
4-Chlorotoluene	ND	0.50	"								
Acetone	8.6	2.0	"								
Benzene	ND	0.50	"								
Bromobenzene	ND	0.50	"								
Bromochloromethane	ND	0.50	"								
Bromodichloromethane	ND	0.50	"								
Bromoform	ND	0.50	"								
Bromomethane	ND	0.50	"								
Carbon tetrachloride	ND	0.50	"								
Chlorobenzene	ND	0.50	"								
Chloroethane	ND	0.50	"								
Chloroform	ND	0.50	"								
Chloromethane	ND	0.50	"								
cis-1,2-Dichloroethylene	ND	0.50	"								
cis-1,3-Dichloropropylene	ND	0.50	"								
Dibromochloromethane	ND	0.50	"								
Dibromomethane	ND	0.50	"								
Dichlorodifluoromethane	ND	0.50	"								
Ethyl Benzene	ND	0.50	"								
Hexachlorobutadiene	ND	0.50	"								
Isopropylbenzene	ND	0.50	"								
Methyl tert-butyl ether (MTBE)	ND	0.50	"								
Methylene chloride	ND	2.0	"								
Naphthalene	ND	2.0	"								
n-Butylbenzene	ND	0.50	"								
n-Propylbenzene	ND	0.50	"								
o-Xylene	ND	0.50	"								



Volatile Organic Compounds by GC/MS - Quality Control Data

York Analytical Laboratories, Inc.

Analyte	Result	Reporting	Units	Spike	Source*	%REC	%REC	Limits	Flag	RPD	Flag
		Limit			Result					RPD	

Batch BC41230 - EPA 5030B

Blank (BC41230-BLK1)


Prepared & Analyzed: 03/28/2014

p- & m- Xylenes	ND	1.0	ug/L								
p-Isopropyltoluene	ND	0.50	"								
sec-Butylbenzene	ND	0.50	"								
Styrene	ND	0.50	"								
tert-Butylbenzene	ND	0.50	"								
Tetrachloroethylene	ND	0.50	"								
Toluene	0.28	0.50	"								
trans-1,2-Dichloroethylene	ND	0.50	"								
trans-1,3-Dichloropropylene	ND	0.50	"								
Trichloroethylene	ND	0.50	"								
Trichlorofluoromethane	ND	0.50	"								
Vinyl Chloride	ND	0.50	"								
Xylenes, Total	ND	1.5	"								
<i>Surrogate: 1,2-Dichloroethane-d4</i>	9.29		"	10.0		92.9		81-123			
<i>Surrogate: p-Bromofluorobenzene</i>	10.6		"	10.0		106		70-128			
<i>Surrogate: Toluene-d8</i>	10.2		"	10.0		102		88-114			

LCS (BC41230-BS1)

Prepared & Analyzed: 03/28/2014

1,1,1,2-Tetrachloroethane	10.5		ug/L	10.0		105		85-118			
1,1,1-Trichloroethane	11.3		"	10.0		113		74-128			
1,1,2,2-Tetrachloroethane	10.2		"	10.0		102		71-130			
1,1,2-Trichloro-1,2,2-trifluoroethane (Freon 113)	10.9		"	10.0		109		51-157			
1,1,2-Trichloroethane	10.2		"	10.0		102		80-122			
1,1-Dichloroethane	10.8		"	10.0		108		70-131			
1,1-Dichloroethylene	11.7		"	10.0		117		60-143			
1,1-Dichloropropylene	11.1		"	10.0		111		78-122			
1,2,3-Trichlorobenzene	9.49		"	10.0		94.9		68-140			
1,2,3-Trichloropropane	10.2		"	10.0		102		77-125			
1,2,4-Trichlorobenzene	9.86		"	10.0		98.6		65-143			
1,2,4-Trimethylbenzene	11.5		"	10.0		115		83-121			
1,2-Dibromo-3-chloropropane	10.3		"	10.0		103		60-146			
1,2-Dibromoethane	10.1		"	10.0		101		82-122			
1,2-Dichlorobenzene	10.3		"	10.0		103		85-115			
1,2-Dichloroethane	10.8		"	10.0		108		72-126			
1,2-Dichloropropane	10.1		"	10.0		101		78-119			
1,3,5-Trimethylbenzene	11.4		"	10.0		114		84-118			
1,3-Dichlorobenzene	10.7		"	10.0		107		83-117			
1,3-Dichloropropane	9.86		"	10.0		98.6		79-121			
1,4-Dichlorobenzene	10.4		"	10.0		104		83-118			
2,2-Dichloropropane	11.0		"	10.0		110		60-135			
2-Chlorotoluene	11.4		"	10.0		114		81-118			
2-Hexanone	8.77		"	10.0		87.7		50-151			
4-Chlorotoluene	11.2		"	10.0		112		81-117			
Acetone	13.6		"	10.0		136		21-172			
Benzene	10.7		"	10.0		107		82-120			
Bromobenzene	10.9		"	10.0		109		82-119			
Bromochloromethane	10.9		"	10.0		109		69-125			
Bromodichloromethane	10.6		"	10.0		106		84-117			
Bromoform	10.6		"	10.0		106		77-130			
Bromomethane	8.44		"	10.0		84.4		16-162			
Carbon tetrachloride	11.6		"	10.0		116		72-132			
Chlorobenzene	10.6		"	10.0		106		88-112			



Volatile Organic Compounds by GC/MS - Quality Control Data

York Analytical Laboratories, Inc.

Analyte	Result	Reporting Limit	Units	Spike Level	Source* Result	%REC	%REC Limits	Flag	RPD	RPD Limit	Flag
---------	--------	-----------------	-------	-------------	----------------	------	-------------	------	-----	-----------	------

Batch BC41230 - EPA 5030B

LCS (BC41230-BS1)

Prepared & Analyzed: 03/28/2014


Chloroethane	9.51		ug/L	10.0		95.1	29-172				
Chloroform	11.0		"	10.0		110	77-124				
Chloromethane	12.3		"	10.0		123	37-131				
cis-1,2-Dichloroethylene	11.1		"	10.0		111	77-124				
cis-1,3-Dichloropropylene	10.5		"	10.0		105	81-117				
Dibromochloromethane	10.5		"	10.0		105	72-131				
Dibromomethane	10.4		"	10.0		104	85-116				
Dichlorodifluoromethane	8.61		"	10.0		86.1	47-152				
Ethyl Benzene	11.0		"	10.0		110	86-114				
Hexachlorobutadiene	10.3		"	10.0		103	68-139				
Isopropylbenzene	11.7		"	10.0		117	84-118				
Methyl tert-butyl ether (MTBE)	9.44		"	10.0		94.4	49-156				
Methylene chloride	8.06		"	10.0		80.6	51-145				
Naphthalene	9.25		"	10.0		92.5	67-141				
n-Butylbenzene	11.6		"	10.0		116	76-125				
n-Propylbenzene	11.7		"	10.0		117	84-118				
o-Xylene	10.7		"	10.0		107	85-114				
p- & m- Xylenes	22.9		"	20.0		114	84-117				
p-Isopropyltoluene	11.7		"	10.0		117	84-121				
sec-Butylbenzene	11.6		"	10.0		116	85-119				
Styrene	10.6		"	10.0		106	77-126				
tert-Butylbenzene	11.4		"	10.0		114	83-119				
Tetrachloroethylene	10.4		"	10.0		104	75-129				
Toluene	10.8		"	10.0		108	86-113				
trans-1,2-Dichloroethylene	10.8		"	10.0		108	55-148				
trans-1,3-Dichloropropylene	10.5		"	10.0		105	77-120				
Trichloroethylene	10.7		"	10.0		107	85-115				
Trichlorofluoromethane	11.5		"	10.0		115	69-131				
Vinyl Chloride	10.6		"	10.0		106	44-152				
Surrogate: 1,2-Dichloroethane-d4	10.4		"	10.0		104	81-123				
Surrogate: p-Bromofluorobenzene	9.81		"	10.0		98.1	70-128				
Surrogate: Toluene-d8	10.0		"	10.0		100	88-114				



Volatile Organic Compounds by GC/MS - Quality Control Data

York Analytical Laboratories, Inc.

Analyte	Result	Reporting Limit	Units	Spike Level	Source* Result	%REC	%REC Limits	Flag	RPD	RPD Limit	Flag
Batch BC41230 - EPA 5030B											
LCS Dup (BC41230-BSD1)											
Prepared & Analyzed: 03/28/2014											
1,1,1,2-Tetrachloroethane	10.6		ug/L	10.0		106	85-118		1.14	30	
1,1,1-Trichloroethane	11.5		"	10.0		115	74-128		1.85	30	
1,1,2,2-Tetrachloroethane	10.4		"	10.0		104	71-130		1.07	30	
1,1,2-Trichloro-1,2,2-trifluoroethane (Freon 113)	12.9		"	10.0		129	51-157		16.8	30	
1,1,2-Trichloroethane	9.79		"	10.0		97.9	80-122		4.00	30	
1,1-Dichloroethane	11.0		"	10.0		110	70-131		2.11	30	
1,1-Dichloroethylene	13.8		"	10.0		138	60-143		16.5	30	
1,1-Dichloropropylene	12.0		"	10.0		120	78-122		8.15	30	
1,2,3-Trichlorobenzene	9.63		"	10.0		96.3	68-140		1.46	30	
1,2,3-Trichloropropane	10.8		"	10.0		108	77-125		5.60	30	
1,2,4-Trichlorobenzene	10.2		"	10.0		102	65-143		3.68	30	
1,2,4-Trimethylbenzene	11.8		"	10.0		118	83-121		2.32	30	
1,2-Dibromo-3-chloropropane	10.5		"	10.0		105	60-146		2.12	30	
1,2-Dibromoethane	9.85		"	10.0		98.5	82-122		2.11	30	
1,2-Dichlorobenzene	10.5		"	10.0		105	85-115		2.02	30	
1,2-Dichloroethane	10.5		"	10.0		105	72-126		2.07	30	
1,2-Dichloropropane	9.76		"	10.0		97.6	78-119		3.23	30	
1,3,5-Trimethylbenzene	11.7		"	10.0		117	84-118		2.17	30	
1,3-Dichlorobenzene	10.9		"	10.0		109	83-117		1.20	30	
1,3-Dichloropropane	9.34		"	10.0		93.4	79-121		5.42	30	
1,4-Dichlorobenzene	10.7		"	10.0		107	83-118		2.37	30	
2,2-Dichloropropane	11.5		"	10.0		115	60-135		5.07	30	
2-Chlorotoluene	11.4		"	10.0		114	81-118		0.176	30	
2-Hexanone	8.44		"	10.0		84.4	50-151		3.83	30	
4-Chlorotoluene	11.4		"	10.0		114	81-117		1.24	30	
Acetone	15.9		"	10.0		159	21-172		15.6	30	
Benzene	11.4		"	10.0		114	82-120		6.70	30	
Bromobenzene	10.8		"	10.0		108	82-119		1.29	30	
Bromochloromethane	13.5		"	10.0		135	69-125	High Bias	22.0	30	
Bromodichloromethane	10.2		"	10.0		102	84-117		3.93	30	
Bromoform	10.6		"	10.0		106	77-130		0.567	30	
Bromomethane	12.6		"	10.0		126	16-162		39.8	30	Non-dir.
Carbon tetrachloride	1.81		"	10.0		18.1	72-132	Low Bias	146	30	Non-dir.
Chlorobenzene	10.6		"	10.0		106	88-112		0.471	30	
Chloroethane	10.8		"	10.0		108	29-172		12.6	30	
Chloroform	11.4		"	10.0		114	77-124		3.92	30	
Chloromethane	13.1		"	10.0		131	37-131		5.83	30	
cis-1,2-Dichloroethylene	11.6		"	10.0		116	77-124		4.32	30	
cis-1,3-Dichloropropylene	10.1		"	10.0		101	81-117		3.89	30	
Dibromochloromethane	10.3		"	10.0		103	72-131		2.02	30	
Dibromomethane	10.1		"	10.0		101	85-116		3.42	30	
Dichlorodifluoromethane	10.7		"	10.0		107	47-152		21.3	30	
Ethyl Benzene	11.1		"	10.0		111	86-114		1.09	30	
Hexachlorobutadiene	10.5		"	10.0		105	68-139		2.30	30	
Isopropylbenzene	11.9		"	10.0		119	84-118	High Bias	2.12	30	
Methyl tert-butyl ether (MTBE)	9.32		"	10.0		93.2	49-156		1.28	30	
Methylene chloride	8.25		"	10.0		82.5	51-145		2.33	30	
Naphthalene	9.20		"	10.0		92.0	67-141		0.542	30	
n-Butylbenzene	12.1		"	10.0		121	76-125		3.79	30	
n-Propylbenzene	12.0		"	10.0		120	84-118	High Bias	2.36	30	
o-Xylene	10.9		"	10.0		109	85-114		1.30	30	



Volatile Organic Compounds by GC/MS - Quality Control Data
York Analytical Laboratories, Inc.


Analyte	Result	Reporting Limit	Units	Spike Level	Source* Result	%REC	%REC Limits	Flag	RPD	RPD Limit	Flag
---------	--------	-----------------	-------	-------------	----------------	------	-------------	------	-----	-----------	------

Batch BC41230 - EPA 5030B

LCS Dup (BC41230-BSD1)


Prepared & Analyzed: 03/28/2014

p- & m- Xylenes	22.7		ug/L	20.0		114	84-117		0.658	30	
p-Isopropyltoluene	11.8		"	10.0		118	84-121		1.53	30	
sec-Butylbenzene	12.0		"	10.0		120	85-119	High Bias	3.22	30	
Styrene	10.6		"	10.0		106	77-126		0.660	30	
tert-Butylbenzene	11.5		"	10.0		115	83-119		1.40	30	
Tetrachloroethylene	10.4		"	10.0		104	75-129		0.768	30	
Toluene	10.9		"	10.0		109	86-113		0.184	30	
trans-1,2-Dichloroethylene	11.2		"	10.0		112	55-148		3.37	30	
trans-1,3-Dichloropropylene	9.99		"	10.0		99.9	77-120		4.60	30	
Trichloroethylene	10.4		"	10.0		104	85-115		2.65	30	
Trichlorofluoromethane	13.8		"	10.0		138	69-131	High Bias	18.7	30	
Vinyl Chloride	13.2		"	10.0		132	44-152		22.1	30	
<i>Surrogate: 1,2-Dichloroethane-d4</i>	<i>9.86</i>		<i>"</i>	<i>10.0</i>		<i>98.6</i>	<i>81-123</i>				
<i>Surrogate: p-Bromofluorobenzene</i>	<i>10.0</i>		<i>"</i>	<i>10.0</i>		<i>100</i>	<i>70-128</i>				
<i>Surrogate: Toluene-d8</i>	<i>9.67</i>		<i>"</i>	<i>10.0</i>		<i>96.7</i>	<i>88-114</i>				



Metals by ICP - Quality Control Data
York Analytical Laboratories, Inc.

Analyte	Result	Reporting Limit	Units	Spike Level	Source* Result	%REC	%REC Limits	Flag	RPD	RPD Limit	Flag
Batch BC41154 - EPA 3010A											
Blank (BC41154-BLK1)										Prepared & Analyzed: 03/27/2014	
Iron - Dissolved	ND	0.0200	mg/L								
Duplicate (BC41154-DUP1)										*Source sample: 14C0897-01 (WQ032514:1040NP2-10) Prepared & Analyzed: 03/27/2014	
Iron - Dissolved	0.0821	0.0200	mg/L		0.0861				4.71	20	
Matrix Spike (BC41154-MS1)										*Source sample: 14C0897-01 (WQ032514:1040NP2-10) Prepared & Analyzed: 03/27/2014	
Iron - Dissolved	1.18	0.0200	mg/L	1.00	0.0861	109	75-125				
Reference (BC41154-SRM1)										Prepared & Analyzed: 03/27/2014	
Iron - Dissolved	1.50	0.0200	mg/L	1.44		104	88.2-113				
Batch BC41156 - EPA 3010A											
Blank (BC41156-BLK1)										Prepared & Analyzed: 03/27/2014	
Iron	ND	0.0200	mg/L								
Duplicate (BC41156-DUP1)										*Source sample: 14C0897-01 (WQ032514:1040NP2-10) Prepared & Analyzed: 03/27/2014	
Iron	1.73	0.0200	mg/L		1.78				2.85	20	
Matrix Spike (BC41156-MS1)										*Source sample: 14C0897-01 (WQ032514:1040NP2-10) Prepared & Analyzed: 03/27/2014	
Iron	2.78	0.0200	mg/L	1.00	1.78	100	75-125				
Reference (BC41156-SRM1)										Prepared & Analyzed: 03/27/2014	
Iron	1.47	0.0200	mg/L	1.44		102	88.2-113				



Miscellaneous Physical Parameters - Quality Control Data

York Analytical Laboratories, Inc.


Analyte	Result	Reporting Limit	Units	Spike Level	Source* Result	%REC	%REC Limits	Flag	RPD	RPD Limit	Flag
---------	--------	--------------------	-------	----------------	-------------------	------	----------------	------	-----	--------------	------

Batch BC41283 - % Solids Prep

Blank (BC41283-BLK1)


Prepared: 03/31/2014 Analyzed: 04/01/2014

Total Dissolved Solids	ND	10.0	mg/L								
------------------------	----	------	------	--	--	--	--	--	--	--	--



Volatile Analysis Sample Containers


Lab ID	Client Sample ID	Volatile Sample Container
14C0896-01	WQ032514:1030NP2-6	40mL Clear Vial (pre-pres.) HCl; Cool to 4° C
14C0896-02	WQ032514:1035NP2-7	40mL Clear Vial (pre-pres.) HCl; Cool to 4° C
14C0897-01	WQ032514:1040NP2-10	40mL Clear Vial (pre-pres.) HCl; Cool to 4° C



Notes and Definitions

QL-02	This LCS analyte is outside Laboratory Recovery limits due the analyte behavior using the referenced method. The reference method has certain limitations with respect to analytes of this nature.
QL-02	This LCS analyte is outside Laboratory Recovery limits due the analyte behavior using the referenced method. The reference method has certain limitations with respect to analytes of this nature.
J	Detected below the Reporting Limit but greater than or equal to the Method Detection Limit (MDL/LOD) or in the case of a TIC, the result is an estimated concentration.
J	Detected below the Reporting Limit but greater than or equal to the Method Detection Limit (MDL/LOD) or in the case of a TIC, the result is an estimated concentration.
CCV-E	The value reported is ESTIMATED. The value is estimated due to its behavior during continuing calibration verification (>20% Difference for average Rf or >20% Drift for quadratic fit).
CCV-E	The value reported is ESTIMATED. The value is estimated due to its behavior during continuing calibration verification (>20% Difference for average Rf or >20% Drift for quadratic fit).
Cal-E	The value reported is ESTIMATED. The value is estimated due to its behavior during initial calibration (average Rf>20% AND correlation coefficient <0.990 for quadratic fit).
Cal-E	The value reported is ESTIMATED. The value is estimated due to its behavior during initial calibration (average Rf>20% AND correlation coefficient <0.990 for quadratic fit).
B	Analyte is found in the associated analysis batch blank. For volatiles, methylene chloride and acetone are common lab contaminants. Data users should consider anything <10x the blank value as artifact.
B	Analyte is found in the associated analysis batch blank. For volatiles, methylene chloride and acetone are common lab contaminants. Data users should consider anything <10x the blank value as artifact.
<hr/>	
*	Analyte is not certified or the state (NY) does not offer certification for the Analyte.
ND	Analyte NOT DETECTED at the stated Reporting Limit (RL) or above.
RL	REPORTING LIMIT - the minimum reportable value based upon the lowest point in the analyte calibration curve.
MDL	METHOD DETECTION LIMIT - the minimum concentration that can be measured and reported with a 99% confidence that the concentration is greater than zero. If requested or required, a value reported below the RL and above the MDL is considered estimated and is noted with a "J" flag.
NR	Not reported
RPD	Relative Percent Difference
Wet	The data has been reported on an as-received (wet weight) basis
Low Bias	Low Bias flag indicates that the recovery of the flagged analyte is below the laboratory or regulatory lower control limit. The data user should take note that this analyte may be biased low but should evaluate multiple lines of evidence including the LCS and site-specific MS/MSD data to draw bias conclusions. In cases where no site-specific MS/MSD was requested, only the LCS data can be used to evaluate such bias.
High Bias	High Bias flag indicates that the recovery of the flagged analyte is above the laboratory or regulatory upper control limit. The data user should take note that this analyte may be biased high but should evaluate multiple lines of evidence including the LCS and site-specific MS/MSD data to draw bias conclusions. In cases where no site-specific MS/MSD was requested, only the LCS data can be used to evaluate such bias.
Non-Dir.	Non-dir. flag (Non-Directional Bias) indicates that the Relative Percent Difference (RPD) (a measure of precision) among the MS and MSD data is outside the laboratory or regulatory control limit. This alerts the data user where the MS and MSD are from site-specific samples that the RPD is high due to either non-homogeneous distribution of target analyte between the MS/MSD or indicates poor reproducibility for other reasons.

If EPA SW-846 method 8270 is included herein it is noted that the target compound N-nitrosodiphenylamine (NDPA) decomposes in the gas chromatographic inlet and cannot be separated from diphenylamine (DPA). These results could actually represent 100% DPA, 100% NDPA or some combination of the two. For this reason, York reports the combined result for n-nitrosodiphenylamine and diphenylamine for either of these compounds as a combined concentration as Diphenylamine.



If Total PCBs are detected and the target aroclors reported are "Not detected", the Total PCB value is reported due to the presence of either or both Aroclors 1262 and 1268 which are non-target aroclors for some regulatory lists.

2-chloroethylvinyl ether readily breaks down under acidic conditions. Samples that are acid preserved, including standards will exhibit breakdown. The data user should take note.

Certification for pH is no longer offered by NYDOH ELAP.

Semi-Volatile and Volatile analyses are reported down to the MDL, with values between the MDL and the RL being "J" flagged as estimated results.

YORK

ANALYTICAL LABORATORIES, INC.
120 RESEARCH DR. STRATFORD, CT 06615
12031 325-1371 FAX (203) 357-0166

Field Chain-of-Custody Record

NOTE: York's Std. Terms & Conditions are listed on the back side of this document. This document serves as your written authorization to York to proceed with the analyses requested and your signature binds you to York's Std. Terms & Conditions.

York Project No. 14C0896

Page 1 of 1

YOUR Information Company: <u>LBG</u> Address: <u>4 Research Dr Suite 301</u> <u>Shelton, CT 06484</u> Phone No. <u>203-929-8555</u> Contact Person: <u>Tunde Sandor</u> E-Mail Address: <u>TSandor@lbgt.com</u>		Report To: Company: <u>Same</u> Address: _____ Phone No. _____ Attention: _____ E-Mail Address: _____		Invoice To: Company: <u>Same</u> Address: _____ Phone No. _____ Attention: _____ E-Mail Address: _____		YOUR Project ID <u>Apwe Industries.</u> Purchase Order No. <u>NAB5A6.</u> Samples from: CT, NY, X, NJ		Turn-Around Time RUSH - Same Day <input type="checkbox"/> RUSH - Next Day <input type="checkbox"/> RUSH - Two Day <input type="checkbox"/> RUSH - Three Day <input type="checkbox"/> RUSH - Four Day <input type="checkbox"/> Standard (5-7 Days) <input checked="" type="checkbox"/>		Report Type Summary Report <input checked="" type="checkbox"/> Summary w/ QA Summary <input checked="" type="checkbox"/> CT RCP Package <input type="checkbox"/> CIRCP DQADUE Pkg. <input type="checkbox"/> NY ASP A Package <input type="checkbox"/> NY ASP B Package <input type="checkbox"/> <u>NO-TO-ONLY</u> NUDEP Red. Deliv. <input type="checkbox"/> Electronic Data Deliverables (EDD) <input type="checkbox"/> Simple Excel <input checked="" type="checkbox"/>	
Volatiles B260 full 624 STARS list Nassau Co. Suffolk Co. BTEX MTBE TCL list TAGM list CT RCP list Arom. only 502.2 Halog. only SRP & TCLP App. IX list 8021B list		Semi-Voliles 8270 & 625 STARS list BN Only Acids Only PAH list TAGM list CT RCP list TCLP list NDEP list App. IX Chloroac 608 Pest SWP & TCLP 608 PCB		Misc. Org. TPH GRO TPH DRO CT ERPH NY 310-13 TPH 1664 Air TO14A Air TO15 Air STARS Air VPH Air TICs Midchain Heptane		Full Lists Ft. Poll. TCL Operate TAL-MetCP Full TCLP Full App. IX Part 360-Residue Part 360-Residue Part 360-Residue Part 360-Residue NYDEP-Sewer NYDEP-Sewer NYDEP-Sewer TAGM		Misc. Consistency Receptivity Igumbility Flash Point Heavy Anal. Hexamethyls TOX STUB. Arguable Tox. TOC Address Silica		Other York Regulatory Comparison Excel Spreadsheet Compare to the following Regs. (please fill in):	
Matrix Codes S - soil Other - specify (oil, etc) WW - wastewater GW - groundwater DW - drinking water Air-A - ambient air Air-SV - soil vapor		Sample Matrix GW GW GW		Date Sampled 3/25/14 1030 1035 1640		Choose Analyses Needed from the Menu Above and Enter Below Fe by EPA 800.71 Fe, Dissolved by EPA 6010 (SW 846-6010) 1706s, P260 List (EPA SW 845-8260b) plus fecal 113 Fe by EPA 800.71 Fe, Dissolved by EPA 6010 (SW 846-6010) 1706s P260 List (EPA SW 845-8260b) plus fecal 113 / TDS (SH 2540c)		Container Description(s) 3v 2P 3v 2P 3v 3P			
Comments Preservation Check those Applicable Special Instructions Field Filtered <input type="checkbox"/> Lab to Filter <input type="checkbox"/>		4°C _____ Frozen _____ UCI _____ MeOH _____ ZnAc _____ Ascorbic Acid _____ Samples Relinquished By <u>[Signature]</u> Date/Time <u>3/26/14 1000</u>		ENO <u>H2O2</u> NaOH _____ Other <u>[Signature]</u> Date/Time <u>3/26/14 1424</u>		Temperature on Receipt <u>3.4 °C</u>					

YORK

ANALYTICAL LABORATORIES, INC.

120 RESEARCH DR. STRATFORD, CT 06615
 (203) 325-1371 FAX (203) 357-0166

Field Chain-of-Custody Record

NOTE: York's Std. Terms & Conditions are listed on the back side of this document. This document serves as your written authorization to York to proceed with the analyses requested and your signature binds you to York's Std. Terms & Conditions.

Page 1 of 1

York Project No. 14G0897

YOUR INFORMATION		Report To:		Invoice To:		YOUR PROJECT ID		Turn-Around Time		Report Type																					
Company: <u>LBG</u>	Company: <u>Same</u>	Company: <u>Same</u>	Company: <u>Rowe Industries</u>	RUSH - Same Day <input type="checkbox"/>	Standard (5-7 Days) <input checked="" type="checkbox"/>	Summary Report <u>X</u>	Summary Report <u>X</u>	RUSH - Next Day <input type="checkbox"/>	Summary w/ QA <u>pdf</u>	CT RCP Package <u>X</u>	CT RCP Package <u>X</u>																				
Address: <u>4 Research Dr. Suite 301</u>	Address:	Address:	Address:	RUSH - Two Day <input type="checkbox"/>		CT RCP DQA/DUE Pkg	CT RCP DQA/DUE Pkg	RUSH - Three Day <input type="checkbox"/>	NY ASP A Package	NY ASP A Package	NY ASP A Package																				
Phone No. <u>203-929-8555</u>	Phone No.	Phone No.	Phone No.	RUSH - Four Day <input type="checkbox"/>		NY ASP B Package <u>NP2-10 only</u>	NY ASP B Package <u>NP2-10 only</u>		NIDEP Red. Deliv.	NIDEP Red. Deliv.	NIDEP Red. Deliv.																				
Contact Person: <u>Tonde Sandor</u>	Attention:	Attention:	Attention:			Electronic Data Deliverables (EDD)	Electronic Data Deliverables (EDD)																								
E-Mail Address: <u>TSandor@lbgi.com</u>	E-Mail Address:	E-Mail Address:	E-Mail Address:			Simple Excel <u>X</u>	Simple Excel <u>X</u>																								
<p>Print Clearly and Legibly. All Information must be completed. Samples will NOT be logged in and the turn-around time clock will not begin until any questions by York are resolved.</p>				<p>Choose Analyses Needed from the Menu Above and Enter Below</p>				<p>Container Description(s)</p>																							
<p>Samples Collected/Authorized By (Signature)</p> <p><u>STEPHEN HNAF</u></p> <p>Name (printed)</p>				<p>Matrix Codes</p> <p>S - soil Other - specify (oil, etc.) WW - wastewater GW - groundwater DW - drinking water Air-A - ambient air Air-SV - soil vapor</p>				<p>Volatiles</p> <p>8260 fill 624 STARS list BTEX MTBE TCL list TAGM list CT RCP list Aroam. only Halog. only App. IX list 8021B list</p>				<p>Semi-Volts</p> <p>8270 or 625 STARS list BN Only Acids Only PAH list TAGM list CT RCP list TCLP list Aroam. only Halog. only App. IX list TCLP BNA SFLP or TCLP</p>				<p>Metals</p> <p>RCRA8 PPD list TAL CT RCP App. IX Site Spec. TAGM list CT RCP list TCLP list Aroam. only Halog. only App. IX list SFLP or TCLP</p>				<p>Misc. Org.</p> <p>TPH GRO TPH DRO CT ETPH NY 310-13 TPH 1664 App. TO14A Air TO15 Air STARS SFLP or TCLP Air VPH Air TICs Methane Helium</p>				<p>Misc.</p> <p>Cerrosivity Reactivity Igulability Flash Point Sieve Anal. Heteromorphs TOX BTUth Aquatic Tox NYCOEP TOC NYSECC Asbestos TAGM</p>				<p>Other</p> <p>York Regulatory Comparison Excel Spreadsheet Compare to the following Regs. (please fill in):</p>			
Sample Identification		Date Sampled		Sample Matrix		Choose Analyses Needed from the Menu Above and Enter Below		Container Description(s)		Temperature on Receipt																					
<u>WQ032514: 1030 NP2-6</u>		<u>3/25/14 1030</u>		<u>GW</u>		<u>Fe by EPA 800.7/Fc, Dissolved by EPA 6010 (SW 846-0108) VOCs, P260 list (EPA SW 845-8260B), plus from 113</u>		<u>3v 2P</u>		<u>3/26/14 1424</u>																					
<u>WQ032514: 1035 NP2-7</u>		<u>1035</u>		<u>GW</u>		<u>Fe by EPA 800.7/Fc, Dissolved by EPA 6010 (SW 846-0108) VOCs, P260 list (EPA SW 845-8260B), plus from 113 / TDS (9H 2540c)</u>		<u>3v 2P</u>		<u>3/26/14 1000</u>																					
<u>WQ032514: 1040 NP2-10</u>		<u>1040</u>		<u>GW</u>				<u>3v 3P</u>		<u>3/26/14-1540</u>																					
Comments		Preservation		Check those Applicable		4°C		Frozen		ZnAc																					
		Special Instructions		Field Filled <input type="checkbox"/>		MeOH		Ascorbic Acid		Date/Time																					
		Lab to Filter <input type="checkbox"/>				HNO ₃		NaOH		Date/Time																					
						Other				Date/Time																					
						Samples Relinquished By		Date/Time		Date/Time																					
						Samples Relinquished By		Date/Time		Date/Time																					
						Samples Relinquished By		Date/Time		Date/Time																					