

TABLE 2

GROUNDWATER REMEDIAL ACTION  
 ROWE INDUSTRIES SUPERFUND SITE  
 SAG HARBOR, NEW YORK

Effluent Water Quality Results

Date Sampled <sup>2/</sup>	pH <sup>1/</sup>	TDS (mg/l)	PCE (ug/l)	1,1,1-TCA (ug/l)	TCE (ug/l)	1,1-DCA (ug/l)	1,1-DCE (ug/l)	cis-1,2-DCE (ug/l)	trans-1,2-DCE (ug/l)	Xylene (ug/l)	Toluene (ug/l)	Ethylbenzene (ug/l)	Methylene Chloride (ug/l)	Freon 113 (ug/l)	Naphthalene (ug/l)	Chloroform (ug/l)	Total Iron (mg/l)	Dissolved Iron (mg/l)
SPDES Limits	5.0 to 8.5	---	5	5	5	5	5	5	5	5	5	5	5	---	10	7	---	---
8-Apr-14	7.1	141	ND<0.5	ND<0.5	ND<0.5	ND<0.5	ND<0.5	ND<0.5	ND<0.5	ND<0.5	ND<0.5	ND<0.5	ND<2	ND<0.5	ND<0.5	ND<0.5	5.23	0.052
21-Apr-14	7.0	106	ND<0.5	ND<0.5	ND<0.5	ND<0.5	ND<0.5	ND<0.5	ND<0.5	ND<0.5	ND<0.5	ND<0.5	ND<2	ND<0.5	ND<0.5	ND<0.5	1.27	0.099

SPDES: State Pollutant Discharge Elimination System

mg/l: Milligrams per liter

ug/l: Micrograms per liter

----: Not established

J: Analyte detected below quantitation limits, value shown is a laboratory estimate.

B: Analyte was found in the associated analysis batch blank. For volatiles, methylene chloride and acetone are common lab contaminants.

ND: Not detected

NM: Not Measured

TDS: Total dissolved solids

PCE: Tetrachloroethylene

1,1,1-TCA: 1,1,1-Trichloroethane

TCE: Trichloroethene

1,1-DCA: 1,1-Dichloroethane

1,1-DCE: 1,1-Dichloroethene

cis-1,2-DCE: cis-1,2-Dichloroethene

trans-1,2,-DCE: trans-1,2-Dichloroethene

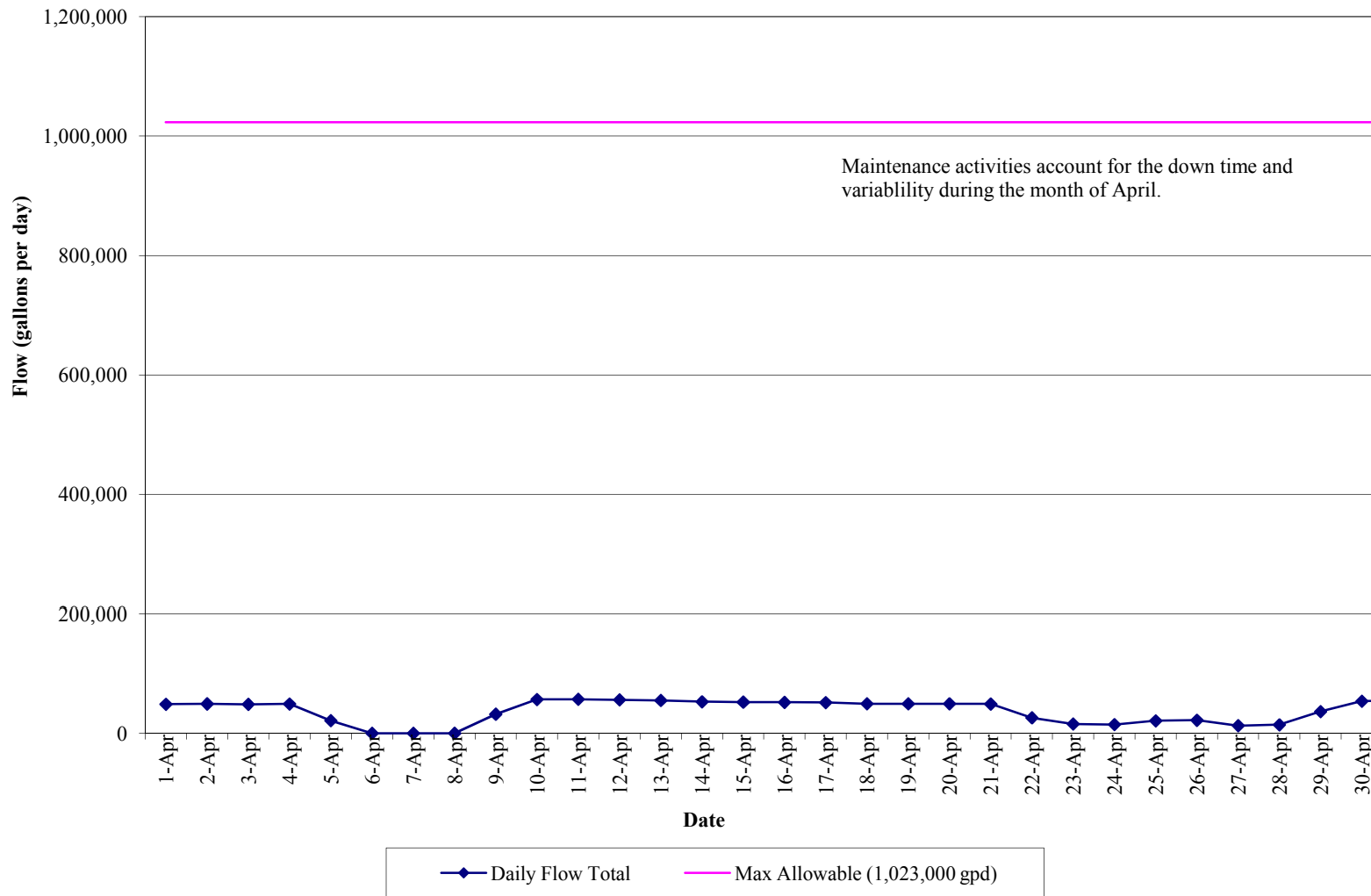
Notes:

1. Based on the SPDES criteria from an NYSDEC letter dated on October 21, 2011, the new allowable pH range for the Rowe Site is between 5.0 and 8.5.


2. "Effluent" samples were collected from sample port labeled NP2-10 unless otherwise noted.

**GRAPH 1  
GROUNDWATER REMEDIAL ACTION  
ROWE INDUSTRIES SUPERFUND SITE  
SAG HARBOR, NEW YORK**

**Effluent Flow Data  
(April 1, 2014 to April 30, 2014)**



**APPENDIX I**  
**APRIL 2014 LABORATORY ANALYTICAL REPORTS**  
**FOR FSP&T SYSTEM**



# Technical Report

prepared for:

**Leggette Brashears & Graham Shelton Office**

4 Research Drive, Suite 301

Shelton CT, 06484

**Attention: Tunde Komuves-Sandor**

Report Date: 04/15/2014

**Client Project ID: Rowe Industries**

York Project (SDG) No.: 14D0453

CT Cert. No. PH-0723

New Jersey Cert. No. CT-005



New York Cert. No. 10854

PA Cert. No. 68-04440

Report Date: 04/15/2014  
Client Project ID: Rowe Industries  
York Project (SDG) No.: 14D0453

**Leggette Brashears & Graham Shelton Office**  
4 Research Drive, Suite 301  
Shelton CT, 06484  
Attention: Tunde Komuves-Sandor

## Purpose and Results

This report contains the analytical data for the sample(s) identified on the attached chain-of-custody received in our laboratory on April 10, 2014 and listed below. The project was identified as your project: **Rowe Industries**.

The analyses were conducted utilizing appropriate EPA, Standard Methods, and ASTM methods as detailed in the data summary tables.

All samples were received in proper condition meeting the customary acceptance requirements for environmental samples except those indicated under the Notes section of this report.

All analyses met the method and laboratory standard operating procedure requirements except as indicated by any data flags, the meaning of which are explained in the attachment to this report, and case narrative if applicable.

The results of the analyses, which are all reported on dry weight basis (soils) unless otherwise noted, are detailed in the following pages.

Please contact Client Services at 203.325.1371 with any questions regarding this report.

<u>York Sample ID</u>	<u>Client Sample ID</u>	<u>Matrix</u>	<u>Date Collected</u>	<u>Date Received</u>
14D0453-01	WQ040814:1100NP2-6	Water	04/08/2014	04/10/2014
14D0453-02	WQ040814:1105NP2-7	Water	04/08/2014	04/10/2014
14D0454-01	WQ040814:1110NP2-10	Water	04/08/2014	04/10/2014

## General Notes for York Project (SDG) No.: 14D0453

1. The RLs and MDLs (Reporting Limit and Method Detection Limit respectively) reported are adjusted for any dilution necessary due to the levels of target and/or non-target analytes and matrix interference. The RL(REPORTING LIMIT) is based upon the lowest standard utilized for the calibration where applicable.
2. Samples are retained for a period of thirty days after submittal of report, unless other arrangements are made.
3. York's liability for the above data is limited to the dollar value paid to York for the referenced project.
4. This report shall not be reproduced without the written approval of York Analytical Laboratories, Inc.
5. All samples were received in proper condition for analysis with proper documentation, unless otherwise noted.
6. All analyses conducted met method or Laboratory SOP requirements. See the Qualifiers and/or Narrative sections for further information.
7. It is noted that no analyses reported herein were subcontracted to another laboratory, unless noted in the report.
8. This report reflects results that relate only to the samples submitted on the attached chain-of-custody form(s) received by York.


Approved By:



Benjamin Gulizia  
Laboratory Director

Date: 04/15/2014





### Sample Information

**Client Sample ID:** WQ040814:1100NP2-6

**York Sample ID:** 14D0453-01

<u>York Project (SDG) No.</u> 14D0453	<u>Client Project ID</u> Rowe Industries	<u>Matrix</u> Water	<u>Collection Date/Time</u> April 8, 2014 11:00 am	<u>Date Received</u> 04/10/2014
--	---	------------------------	---	------------------------------------


**Volatile Organics, 8260 List - Low Level**

**Log-in Notes:**

**Sample Notes:**

Sample Prepared by Method: EPA 5030B

CAS No.	Parameter	Result	Flag	Units	Reported to LOD/MDL	LOQ	Dilution	Reference Method	Date/Time Prepared	Date/Time Analyzed	Analyst
630-20-6	1,1,1,2-Tetrachloroethane	ND		ug/L	0.20	0.50	1	EPA 8260C	04/11/2014 16:04	04/12/2014 06:13	BK
71-55-6	<b>1,1,1-Trichloroethane</b>	<b>0.32</b>	J	ug/L	0.20	0.50	1	EPA 8260C	04/11/2014 16:04	04/12/2014 06:13	BK
79-34-5	1,1,2,2-Tetrachloroethane	ND		ug/L	0.20	0.50	1	EPA 8260C	04/11/2014 16:04	04/12/2014 06:13	BK
76-13-1	1,1,2-Trichloro-1,2,2-trifluoroethane (Freon 113)	ND		ug/L	0.20	0.50	1	EPA 8260C	04/11/2014 16:04	04/12/2014 06:13	BK
79-00-5	1,1,2-Trichloroethane	ND		ug/L	0.20	0.50	1	EPA 8260C	04/11/2014 16:04	04/12/2014 06:13	BK
75-34-3	1,1-Dichloroethane	ND		ug/L	0.20	0.50	1	EPA 8260C	04/11/2014 16:04	04/12/2014 06:13	BK
75-35-4	1,1-Dichloroethylene	ND		ug/L	0.20	0.50	1	EPA 8260C	04/11/2014 16:04	04/12/2014 06:13	BK
563-58-6	1,1-Dichloropropylene	ND		ug/L	0.20	0.50	1	EPA 8260C	04/11/2014 16:04	04/12/2014 06:13	BK
87-61-6	1,2,3-Trichlorobenzene	ND		ug/L	0.20	0.50	1	EPA 8260C	04/11/2014 16:04	04/12/2014 06:13	BK
96-18-4	1,2,3-Trichloropropane	ND		ug/L	0.20	0.50	1	EPA 8260C	04/11/2014 16:04	04/12/2014 06:13	BK
120-82-1	1,2,4-Trichlorobenzene	ND		ug/L	0.20	0.50	1	EPA 8260C	04/11/2014 16:04	04/12/2014 06:13	BK
95-63-6	1,2,4-Trimethylbenzene	ND		ug/L	0.20	0.50	1	EPA 8260C	04/11/2014 16:04	04/12/2014 06:13	BK
96-12-8	1,2-Dibromo-3-chloropropane	ND		ug/L	0.20	0.50	1	EPA 8260C	04/11/2014 16:04	04/12/2014 06:13	BK
106-93-4	1,2-Dibromoethane	ND		ug/L	0.20	0.50	1	EPA 8260C	04/11/2014 16:04	04/12/2014 06:13	BK
95-50-1	1,2-Dichlorobenzene	ND		ug/L	0.20	0.50	1	EPA 8260C	04/11/2014 16:04	04/12/2014 06:13	BK
107-06-2	1,2-Dichloroethane	ND		ug/L	0.20	0.50	1	EPA 8260C	04/11/2014 16:04	04/12/2014 06:13	BK
78-87-5	1,2-Dichloropropane	ND		ug/L	0.20	0.50	1	EPA 8260C	04/11/2014 16:04	04/12/2014 06:13	BK
108-67-8	1,3,5-Trimethylbenzene	ND		ug/L	0.20	0.50	1	EPA 8260C	04/11/2014 16:04	04/12/2014 06:13	BK
541-73-1	1,3-Dichlorobenzene	ND		ug/L	0.20	0.50	1	EPA 8260C	04/11/2014 16:04	04/12/2014 06:13	BK
142-28-9	1,3-Dichloropropane	ND		ug/L	0.20	0.50	1	EPA 8260C	04/11/2014 16:04	04/12/2014 06:13	BK
106-46-7	1,4-Dichlorobenzene	ND		ug/L	0.20	0.50	1	EPA 8260C	04/11/2014 16:04	04/12/2014 06:13	BK
594-20-7	2,2-Dichloropropane	ND		ug/L	0.20	0.50	1	EPA 8260C	04/11/2014 16:04	04/12/2014 06:13	BK
95-49-8	2-Chlorotoluene	ND		ug/L	0.20	0.50	1	EPA 8260C	04/11/2014 16:04	04/12/2014 06:13	BK
591-78-6	2-Hexanone	ND		ug/L	0.20	0.50	1	EPA 8260C	04/11/2014 16:04	04/12/2014 06:13	BK
106-43-4	4-Chlorotoluene	ND		ug/L	0.20	0.50	1	EPA 8260C	04/11/2014 16:04	04/12/2014 06:13	BK
67-64-1	Acetone	ND		ug/L	1.0	2.0	1	EPA 8260C	04/11/2014 16:04	04/12/2014 06:13	BK
71-43-2	Benzene	ND		ug/L	0.20	0.50	1	EPA 8260C	04/11/2014 16:04	04/12/2014 06:13	BK
108-86-1	Bromobenzene	ND		ug/L	0.20	0.50	1	EPA 8260C	04/11/2014 16:04	04/12/2014 06:13	BK
74-97-5	Bromochloromethane	ND		ug/L	0.20	0.50	1	EPA 8260C	04/11/2014 16:04	04/12/2014 06:13	BK
75-27-4	Bromodichloromethane	ND		ug/L	0.20	0.50	1	EPA 8260C	04/11/2014 16:04	04/12/2014 06:13	BK
75-25-2	Bromoform	ND		ug/L	0.20	0.50	1	EPA 8260C	04/11/2014 16:04	04/12/2014 06:13	BK
74-83-9	Bromomethane	ND		ug/L	0.20	0.50	1	EPA 8260C	04/11/2014 16:04	04/12/2014 06:13	BK
56-23-5	Carbon tetrachloride	ND		ug/L	0.20	0.50	1	EPA 8260C	04/11/2014 16:04	04/12/2014 06:13	BK
108-90-7	Chlorobenzene	ND		ug/L	0.20	0.50	1	EPA 8260C	04/11/2014 16:04	04/12/2014 06:13	BK



### Sample Information

**Client Sample ID:** WQ040814:1100NP2-6

**York Sample ID:** 14D0453-01

York Project (SDG) No.

Client Project ID

Matrix

Collection Date/Time

Date Received

14D0453

Rowe Industries

Water

April 8, 2014 11:00 am

04/10/2014


**Volatile Organics, 8260 List - Low Level**

**Log-in Notes:**

**Sample Notes:**

Sample Prepared by Method: EPA 5030B

CAS No.	Parameter	Result	Flag	Units	Reported to LOD/MDL	LOQ	Dilution	Reference Method	Date/Time Prepared	Date/Time Analyzed	Analyst
75-00-3	Chloroethane	ND		ug/L	0.20	0.50	1	EPA 8260C	04/11/2014 16:04	04/12/2014 06:13	BK
67-66-3	Chloroform	ND		ug/L	0.20	0.50	1	EPA 8260C	04/11/2014 16:04	04/12/2014 06:13	BK
74-87-3	Chloromethane	ND		ug/L	0.20	0.50	1	EPA 8260C	04/11/2014 16:04	04/12/2014 06:13	BK
156-59-2	<b>cis-1,2-Dichloroethylene</b>	<b>3.4</b>		ug/L	0.20	0.50	1	EPA 8260C	04/11/2014 16:04	04/12/2014 06:13	BK
10061-01-5	cis-1,3-Dichloropropylene	ND		ug/L	0.20	0.50	1	EPA 8260C	04/11/2014 16:04	04/12/2014 06:13	BK
124-48-1	Dibromochloromethane	ND		ug/L	0.20	0.50	1	EPA 8260C	04/11/2014 16:04	04/12/2014 06:13	BK
74-95-3	Dibromomethane	ND		ug/L	0.20	0.50	1	EPA 8260C	04/11/2014 16:04	04/12/2014 06:13	BK
75-71-8	Dichlorodifluoromethane	ND		ug/L	0.20	0.50	1	EPA 8260C	04/11/2014 16:04	04/12/2014 06:13	BK
100-41-4	Ethyl Benzene	ND		ug/L	0.20	0.50	1	EPA 8260C	04/11/2014 16:04	04/12/2014 06:13	BK
87-68-3	Hexachlorobutadiene	ND		ug/L	0.20	0.50	1	EPA 8260C	04/11/2014 16:04	04/12/2014 06:13	BK
98-82-8	Isopropylbenzene	ND		ug/L	0.20	0.50	1	EPA 8260C	04/11/2014 16:04	04/12/2014 06:13	BK
1634-04-4	Methyl tert-butyl ether (MTBE)	ND		ug/L	0.20	0.50	1	EPA 8260C	04/11/2014 16:04	04/12/2014 06:13	BK
75-09-2	Methylene chloride	ND		ug/L	1.0	2.0	1	EPA 8260C	04/11/2014 16:04	04/12/2014 06:13	BK
91-20-3	Naphthalene	ND		ug/L	1.0	2.0	1	EPA 8260C	04/11/2014 16:04	04/12/2014 06:13	BK
104-51-8	n-Butylbenzene	ND		ug/L	0.20	0.50	1	EPA 8260C	04/11/2014 16:04	04/12/2014 06:13	BK
103-65-1	n-Propylbenzene	ND		ug/L	0.20	0.50	1	EPA 8260C	04/11/2014 16:04	04/12/2014 06:13	BK
95-47-6	o-Xylene	ND		ug/L	0.20	0.50	1	EPA 8260C	04/11/2014 16:04	04/12/2014 06:13	BK
179601-23-1	p- & m- Xylenes	ND		ug/L	0.50	1.0	1	EPA 8260C	04/11/2014 16:04	04/12/2014 06:13	BK
99-87-6	p-Isopropyltoluene	ND		ug/L	0.20	0.50	1	EPA 8260C	04/11/2014 16:04	04/12/2014 06:13	BK
135-98-8	sec-Butylbenzene	ND		ug/L	0.20	0.50	1	EPA 8260C	04/11/2014 16:04	04/12/2014 06:13	BK
100-42-5	Styrene	ND		ug/L	0.20	0.50	1	EPA 8260C	04/11/2014 16:04	04/12/2014 06:13	BK
98-06-6	tert-Butylbenzene	ND		ug/L	0.20	0.50	1	EPA 8260C	04/11/2014 16:04	04/12/2014 06:13	BK
127-18-4	<b>Tetrachloroethylene</b>	<b>20</b>		ug/L	0.20	0.50	1	EPA 8260C	04/11/2014 16:04	04/12/2014 06:13	BK
108-88-3	Toluene	ND		ug/L	0.20	0.50	1	EPA 8260C	04/11/2014 16:04	04/12/2014 06:13	BK
156-60-5	trans-1,2-Dichloroethylene	ND		ug/L	0.20	0.50	1	EPA 8260C	04/11/2014 16:04	04/12/2014 06:13	BK
10061-02-6	trans-1,3-Dichloropropylene	ND		ug/L	0.20	0.50	1	EPA 8260C	04/11/2014 16:04	04/12/2014 06:13	BK
79-01-6	<b>Trichloroethylene</b>	<b>1.1</b>		ug/L	0.20	0.50	1	EPA 8260C	04/11/2014 16:04	04/12/2014 06:13	BK
75-69-4	Trichlorofluoromethane	ND		ug/L	0.20	0.50	1	EPA 8260C	04/11/2014 16:04	04/12/2014 06:13	BK
75-01-4	Vinyl Chloride	ND		ug/L	0.50	0.50	1	EPA 8260C	04/11/2014 16:04	04/12/2014 06:13	BK
1330-20-7	Xylenes, Total	ND		ug/L	0.60	1.5	1	EPA 8260C	04/11/2014 16:04	04/12/2014 06:13	BK
	<b>Surrogate Recoveries</b>	<b>Result</b>		<b>Acceptance Range</b>							
17060-07-0	Surrogate: 1,2-Dichloroethane-d4	96.5 %		81-123							
460-00-4	Surrogate: p-Bromofluorobenzene	86.6 %		70-128							
2037-26-5	Surrogate: Toluene-d8	91.4 %		88-114							



Sample Information

Client Sample ID: WQ040814:1100NP2-6

York Sample ID: 14D0453-01

York Project (SDG) No.

Client Project ID

Matrix

Collection Date/Time

Date Received

14D0453

Rowe Industries

Water

April 8, 2014 11:00 am

04/10/2014

Iron by EPA 200.7

Log-in Notes:

Sample Notes:

Sample Prepared by Method: EPA 3010A

Table with 12 columns: CAS No., Parameter, Result, Flag, Units, LOD/MDL, Reported to LOQ, Dilution, Reference Method, Date/Time Prepared, Date/Time Analyzed, Analyst. Row 1: 7439-89-6, Iron, 11.5, mg/L, 0.0146, 0.0200, 1, EPA 200.7, 04/11/2014 12:36, 04/11/2014 17:37, MW

Iron, Dissolved by EPA 6010

Log-in Notes:

Sample Notes:

Sample Prepared by Method: EPA 3010A

Table with 12 columns: CAS No., Parameter, Result, Flag, Units, LOD/MDL, Reported to LOQ, Dilution, Reference Method, Date/Time Prepared, Date/Time Analyzed, Analyst. Row 1: 7439-89-6, Iron, ND, mg/L, 0.0200, 0.0200, 1, EPA 6010C, 04/11/2014 12:28, 04/11/2014 16:34, MW

Sample Information

Client Sample ID: WQ040814:1105NP2-7

York Sample ID: 14D0453-02

York Project (SDG) No.

Client Project ID

Matrix

Collection Date/Time

Date Received

14D0453

Rowe Industries

Water

April 8, 2014 11:05 am

04/10/2014


Volatile Organics, 8260 List - Low Level

Log-in Notes:

Sample Notes:

Sample Prepared by Method: EPA 5030B

Table with 12 columns: CAS No., Parameter, Result, Flag, Units, LOD/MDL, Reported to LOQ, Dilution, Reference Method, Date/Time Prepared, Date/Time Analyzed, Analyst. Rows include: 630-20-6, 71-55-6, 79-34-5, 76-13-1, 79-00-5, 75-34-3, 75-35-4, 563-58-6, 87-61-6, 96-18-4, 120-82-1, 95-63-6, 96-12-8, 106-93-4, 95-50-1, 107-06-2, 78-87-5



### Sample Information

**Client Sample ID:** WQ040814:1105NP2-7

**York Sample ID:** 14D0453-02

York Project (SDG) No.

Client Project ID

Matrix

Collection Date/Time

Date Received

14D0453

Rowe Industries

Water

April 8, 2014 11:05 am

04/10/2014


**Volatile Organics, 8260 List - Low Level**

**Log-in Notes:**

**Sample Notes:**

Sample Prepared by Method: EPA 5030B

CAS No.	Parameter	Result	Flag	Units	Reported to LOD/MDL	LOQ	Dilution	Reference Method	Date/Time Prepared	Date/Time Analyzed	Analyst
108-67-8	1,3,5-Trimethylbenzene	ND		ug/L	0.20	0.50	1	EPA 8260C	04/11/2014 16:04	04/12/2014 06:56	BK
541-73-1	1,3-Dichlorobenzene	ND		ug/L	0.20	0.50	1	EPA 8260C	04/11/2014 16:04	04/12/2014 06:56	BK
142-28-9	1,3-Dichloropropane	ND		ug/L	0.20	0.50	1	EPA 8260C	04/11/2014 16:04	04/12/2014 06:56	BK
106-46-7	1,4-Dichlorobenzene	ND		ug/L	0.20	0.50	1	EPA 8260C	04/11/2014 16:04	04/12/2014 06:56	BK
594-20-7	2,2-Dichloropropane	ND		ug/L	0.20	0.50	1	EPA 8260C	04/11/2014 16:04	04/12/2014 06:56	BK
95-49-8	2-Chlorotoluene	ND		ug/L	0.20	0.50	1	EPA 8260C	04/11/2014 16:04	04/12/2014 06:56	BK
591-78-6	2-Hexanone	ND		ug/L	0.20	0.50	1	EPA 8260C	04/11/2014 16:04	04/12/2014 06:56	BK
106-43-4	4-Chlorotoluene	ND		ug/L	0.20	0.50	1	EPA 8260C	04/11/2014 16:04	04/12/2014 06:56	BK
67-64-1	Acetone	ND		ug/L	1.0	2.0	1	EPA 8260C	04/11/2014 16:04	04/12/2014 06:56	BK
71-43-2	Benzene	ND		ug/L	0.20	0.50	1	EPA 8260C	04/11/2014 16:04	04/12/2014 06:56	BK
108-86-1	Bromobenzene	ND		ug/L	0.20	0.50	1	EPA 8260C	04/11/2014 16:04	04/12/2014 06:56	BK
74-97-5	Bromochloromethane	ND		ug/L	0.20	0.50	1	EPA 8260C	04/11/2014 16:04	04/12/2014 06:56	BK
75-27-4	Bromodichloromethane	ND		ug/L	0.20	0.50	1	EPA 8260C	04/11/2014 16:04	04/12/2014 06:56	BK
75-25-2	Bromoform	ND		ug/L	0.20	0.50	1	EPA 8260C	04/11/2014 16:04	04/12/2014 06:56	BK
74-83-9	Bromomethane	ND		ug/L	0.20	0.50	1	EPA 8260C	04/11/2014 16:04	04/12/2014 06:56	BK
56-23-5	Carbon tetrachloride	ND		ug/L	0.20	0.50	1	EPA 8260C	04/11/2014 16:04	04/12/2014 06:56	BK
108-90-7	Chlorobenzene	ND		ug/L	0.20	0.50	1	EPA 8260C	04/11/2014 16:04	04/12/2014 06:56	BK
75-00-3	Chloroethane	ND		ug/L	0.20	0.50	1	EPA 8260C	04/11/2014 16:04	04/12/2014 06:56	BK
67-66-3	Chloroform	ND		ug/L	0.20	0.50	1	EPA 8260C	04/11/2014 16:04	04/12/2014 06:56	BK
74-87-3	Chloromethane	ND		ug/L	0.20	0.50	1	EPA 8260C	04/11/2014 16:04	04/12/2014 06:56	BK
156-59-2	cis-1,2-Dichloroethylene	ND		ug/L	0.20	0.50	1	EPA 8260C	04/11/2014 16:04	04/12/2014 06:56	BK
10061-01-5	cis-1,3-Dichloropropylene	ND		ug/L	0.20	0.50	1	EPA 8260C	04/11/2014 16:04	04/12/2014 06:56	BK
124-48-1	Dibromochloromethane	ND		ug/L	0.20	0.50	1	EPA 8260C	04/11/2014 16:04	04/12/2014 06:56	BK
74-95-3	Dibromomethane	ND		ug/L	0.20	0.50	1	EPA 8260C	04/11/2014 16:04	04/12/2014 06:56	BK
75-71-8	Dichlorodifluoromethane	ND		ug/L	0.20	0.50	1	EPA 8260C	04/11/2014 16:04	04/12/2014 06:56	BK
100-41-4	Ethyl Benzene	ND		ug/L	0.20	0.50	1	EPA 8260C	04/11/2014 16:04	04/12/2014 06:56	BK
87-68-3	Hexachlorobutadiene	ND		ug/L	0.20	0.50	1	EPA 8260C	04/11/2014 16:04	04/12/2014 06:56	BK
98-82-8	Isopropylbenzene	ND		ug/L	0.20	0.50	1	EPA 8260C	04/11/2014 16:04	04/12/2014 06:56	BK
1634-04-4	Methyl tert-butyl ether (MTBE)	ND		ug/L	0.20	0.50	1	EPA 8260C	04/11/2014 16:04	04/12/2014 06:56	BK
75-09-2	Methylene chloride	ND		ug/L	1.0	2.0	1	EPA 8260C	04/11/2014 16:04	04/12/2014 06:56	BK
91-20-3	Naphthalene	ND		ug/L	1.0	2.0	1	EPA 8260C	04/11/2014 16:04	04/12/2014 06:56	BK
104-51-8	n-Butylbenzene	ND		ug/L	0.20	0.50	1	EPA 8260C	04/11/2014 16:04	04/12/2014 06:56	BK
103-65-1	n-Propylbenzene	ND		ug/L	0.20	0.50	1	EPA 8260C	04/11/2014 16:04	04/12/2014 06:56	BK
95-47-6	o-Xylene	ND		ug/L	0.20	0.50	1	EPA 8260C	04/11/2014 16:04	04/12/2014 06:56	BK
179601-23-1	p- & m- Xylenes	ND		ug/L	0.50	1.0	1	EPA 8260C	04/11/2014 16:04	04/12/2014 06:56	BK
99-87-6	p-Isopropyltoluene	ND		ug/L	0.20	0.50	1	EPA 8260C	04/11/2014 16:04	04/12/2014 06:56	BK



**Sample Information**

**Client Sample ID:** WQ040814:1105NP2-7

**York Sample ID:** 14D0453-02

<u>York Project (SDG) No.</u> 14D0453	<u>Client Project ID</u> Rowe Industries	<u>Matrix</u> Water	<u>Collection Date/Time</u> April 8, 2014 11:05 am	<u>Date Received</u> 04/10/2014
--	---	------------------------	---	------------------------------------

**Volatile Organics, 8260 List - Low Level**

**Log-in Notes:**

**Sample Notes:**

Sample Prepared by Method: EPA 5030B

CAS No.	Parameter	Result	Flag	Units	Reported to LOD/MDL	LOQ	Dilution	Reference Method	Date/Time Prepared	Date/Time Analyzed	Analyst
135-98-8	sec-Butylbenzene	ND		ug/L	0.20	0.50	1	EPA 8260C	04/11/2014 16:04	04/12/2014 06:56	BK
100-42-5	Styrene	ND		ug/L	0.20	0.50	1	EPA 8260C	04/11/2014 16:04	04/12/2014 06:56	BK
98-06-6	tert-Butylbenzene	ND		ug/L	0.20	0.50	1	EPA 8260C	04/11/2014 16:04	04/12/2014 06:56	BK
127-18-4	Tetrachloroethylene	ND		ug/L	0.20	0.50	1	EPA 8260C	04/11/2014 16:04	04/12/2014 06:56	BK
108-88-3	Toluene	ND		ug/L	0.20	0.50	1	EPA 8260C	04/11/2014 16:04	04/12/2014 06:56	BK
156-60-5	trans-1,2-Dichloroethylene	ND		ug/L	0.20	0.50	1	EPA 8260C	04/11/2014 16:04	04/12/2014 06:56	BK
10061-02-6	trans-1,3-Dichloropropylene	ND		ug/L	0.20	0.50	1	EPA 8260C	04/11/2014 16:04	04/12/2014 06:56	BK
79-01-6	Trichloroethylene	ND		ug/L	0.20	0.50	1	EPA 8260C	04/11/2014 16:04	04/12/2014 06:56	BK
75-69-4	Trichlorofluoromethane	ND		ug/L	0.20	0.50	1	EPA 8260C	04/11/2014 16:04	04/12/2014 06:56	BK
75-01-4	Vinyl Chloride	ND		ug/L	0.50	0.50	1	EPA 8260C	04/11/2014 16:04	04/12/2014 06:56	BK
1330-20-7	Xylenes, Total	ND		ug/L	0.60	1.5	1	EPA 8260C	04/11/2014 16:04	04/12/2014 06:56	BK
<b>Surrogate Recoveries</b>		<b>Result</b>			<b>Acceptance Range</b>						
17060-07-0	Surrogate: 1,2-Dichloroethane-d4	90.1 %			81-123						
460-00-4	Surrogate: p-Bromofluorobenzene	93.2 %			70-128						
2037-26-5	Surrogate: Toluene-d8	100 %			88-114						

**Iron by EPA 200.7**

**Log-in Notes:**

**Sample Notes:**

Sample Prepared by Method: EPA 3010A

CAS No.	Parameter	Result	Flag	Units	Reported to LOD/MDL	LOQ	Dilution	Reference Method	Date/Time Prepared	Date/Time Analyzed	Analyst
7439-89-6	Iron	5.11		mg/L	0.0146	0.0200	1	EPA 200.7	04/11/2014 12:36	04/11/2014 17:42	MW

**Iron, Dissolved by EPA 6010**

**Log-in Notes:**

**Sample Notes:**

Sample Prepared by Method: EPA 3010A

CAS No.	Parameter	Result	Flag	Units	Reported to LOD/MDL	LOQ	Dilution	Reference Method	Date/Time Prepared	Date/Time Analyzed	Analyst
7439-89-6	Iron	0.0466		mg/L	0.0200	0.0200	1	EPA 6010C	04/11/2014 12:28	04/11/2014 16:39	MW

**Sample Information**

**Client Sample ID:** WQ040814:1110NP2-10


**York Sample ID:** 14D0454-01

<u>York Project (SDG) No.</u> 14D0454	<u>Client Project ID</u> Rowe Industries	<u>Matrix</u> Water	<u>Collection Date/Time</u> April 8, 2014 11:10 am	<u>Date Received</u> 04/10/2014
--	---	------------------------	---	------------------------------------

**Volatile Organics, 8260 List - Low Level**

**Log-in Notes:**

**Sample Notes:**



### Sample Information


**Client Sample ID:** WQ040814:1110NP2-10

**York Sample ID:** 14D0454-01

<u>York Project (SDG) No.</u> 14D0454	<u>Client Project ID</u> Rowe Industries	<u>Matrix</u> Water	<u>Collection Date/Time</u> April 8, 2014 11:10 am	<u>Date Received</u> 04/10/2014
--	---	------------------------	---	------------------------------------

Sample Prepared by Method: EPA 5030B

CAS No.	Parameter	Result	Flag	Units	Reported to LOD/MDL	LOQ	Dilution	Reference Method	Date/Time Prepared	Date/Time Analyzed	Analyst
630-20-6	1,1,1,2-Tetrachloroethane	ND		ug/L	0.20	0.50	1	EPA 8260C	04/11/2014 16:04	04/12/2014 11:29	BK
71-55-6	1,1,1-Trichloroethane	ND		ug/L	0.20	0.50	1	EPA 8260C	04/11/2014 16:04	04/12/2014 11:29	BK
79-34-5	1,1,2,2-Tetrachloroethane	ND		ug/L	0.20	0.50	1	EPA 8260C	04/11/2014 16:04	04/12/2014 11:29	BK
76-13-1	1,1,2-Trichloro-1,2,2-trifluoroethane (Freon 113)	ND		ug/L	0.20	0.50	1	EPA 8260C	04/11/2014 16:04	04/12/2014 11:29	BK
79-00-5	1,1,2-Trichloroethane	ND		ug/L	0.20	0.50	1	EPA 8260C	04/11/2014 16:04	04/12/2014 11:29	BK
75-34-3	1,1-Dichloroethane	ND		ug/L	0.20	0.50	1	EPA 8260C	04/11/2014 16:04	04/12/2014 11:29	BK
75-35-4	1,1-Dichloroethylene	ND		ug/L	0.20	0.50	1	EPA 8260C	04/11/2014 16:04	04/12/2014 11:29	BK
563-58-6	1,1-Dichloropropylene	ND		ug/L	0.20	0.50	1	EPA 8260C	04/11/2014 16:04	04/12/2014 11:29	BK
87-61-6	1,2,3-Trichlorobenzene	ND		ug/L	0.20	0.50	1	EPA 8260C	04/11/2014 16:04	04/12/2014 11:29	BK
96-18-4	1,2,3-Trichloropropane	ND		ug/L	0.20	0.50	1	EPA 8260C	04/11/2014 16:04	04/12/2014 11:29	BK
120-82-1	1,2,4-Trichlorobenzene	ND		ug/L	0.20	0.50	1	EPA 8260C	04/11/2014 16:04	04/12/2014 11:29	BK
95-63-6	1,2,4-Trimethylbenzene	ND		ug/L	0.20	0.50	1	EPA 8260C	04/11/2014 16:04	04/12/2014 11:29	BK
96-12-8	1,2-Dibromo-3-chloropropane	ND		ug/L	0.20	0.50	1	EPA 8260C	04/11/2014 16:04	04/12/2014 11:29	BK
106-93-4	1,2-Dibromoethane	ND		ug/L	0.20	0.50	1	EPA 8260C	04/11/2014 16:04	04/12/2014 11:29	BK
95-50-1	1,2-Dichlorobenzene	ND		ug/L	0.20	0.50	1	EPA 8260C	04/11/2014 16:04	04/12/2014 11:29	BK
107-06-2	1,2-Dichloroethane	ND		ug/L	0.20	0.50	1	EPA 8260C	04/11/2014 16:04	04/12/2014 11:29	BK
78-87-5	1,2-Dichloropropane	ND		ug/L	0.20	0.50	1	EPA 8260C	04/11/2014 16:04	04/12/2014 11:29	BK
108-67-8	1,3,5-Trimethylbenzene	ND		ug/L	0.20	0.50	1	EPA 8260C	04/11/2014 16:04	04/12/2014 11:29	BK
541-73-1	1,3-Dichlorobenzene	ND		ug/L	0.20	0.50	1	EPA 8260C	04/11/2014 16:04	04/12/2014 11:29	BK
142-28-9	1,3-Dichloropropane	ND		ug/L	0.20	0.50	1	EPA 8260C	04/11/2014 16:04	04/12/2014 11:29	BK
106-46-7	1,4-Dichlorobenzene	ND		ug/L	0.20	0.50	1	EPA 8260C	04/11/2014 16:04	04/12/2014 11:29	BK
594-20-7	2,2-Dichloropropane	ND		ug/L	0.20	0.50	1	EPA 8260C	04/11/2014 16:04	04/12/2014 11:29	BK
95-49-8	2-Chlorotoluene	ND		ug/L	0.20	0.50	1	EPA 8260C	04/11/2014 16:04	04/12/2014 11:29	BK
591-78-6	2-Hexanone	ND		ug/L	0.20	0.50	1	EPA 8260C	04/11/2014 16:04	04/12/2014 11:29	BK
106-43-4	4-Chlorotoluene	ND		ug/L	0.20	0.50	1	EPA 8260C	04/11/2014 16:04	04/12/2014 11:29	BK
67-64-1	Acetone	ND		ug/L	1.0	2.0	1	EPA 8260C	04/11/2014 16:04	04/12/2014 11:29	BK
71-43-2	Benzene	ND		ug/L	0.20	0.50	1	EPA 8260C	04/11/2014 16:04	04/12/2014 11:29	BK
108-86-1	Bromobenzene	ND		ug/L	0.20	0.50	1	EPA 8260C	04/11/2014 16:04	04/12/2014 11:29	BK
74-97-5	Bromochloromethane	ND		ug/L	0.20	0.50	1	EPA 8260C	04/11/2014 16:04	04/12/2014 11:29	BK
75-27-4	Bromodichloromethane	ND		ug/L	0.20	0.50	1	EPA 8260C	04/11/2014 16:04	04/12/2014 11:29	BK
75-25-2	Bromoform	ND		ug/L	0.20	0.50	1	EPA 8260C	04/11/2014 16:04	04/12/2014 11:29	BK
74-83-9	Bromomethane	ND		ug/L	0.20	0.50	1	EPA 8260C	04/11/2014 16:04	04/12/2014 11:29	BK
56-23-5	Carbon tetrachloride	ND		ug/L	0.20	0.50	1	EPA 8260C	04/11/2014 16:04	04/12/2014 11:29	BK
108-90-7	Chlorobenzene	ND		ug/L	0.20	0.50	1	EPA 8260C	04/11/2014 16:04	04/12/2014 11:29	BK
75-00-3	Chloroethane	ND		ug/L	0.20	0.50	1	EPA 8260C	04/11/2014 16:04	04/12/2014 11:29	BK
67-66-3	Chloroform	ND		ug/L	0.20	0.50	1	EPA 8260C	04/11/2014 16:04	04/12/2014 11:29	BK



### Sample Information

**Client Sample ID:** WQ040814:1110NP2-10

**York Sample ID:** 14D0454-01

York Project (SDG) No.

Client Project ID

Matrix

Collection Date/Time

Date Received

14D0454

Rowe Industries

Water

April 8, 2014 11:10 am

04/10/2014


**Volatile Organics, 8260 List - Low Level**

**Log-in Notes:**

**Sample Notes:**

Sample Prepared by Method: EPA 5030B

CAS No.	Parameter	Result	Flag	Units	Reported to LOD/MDL	LOQ	Dilution	Reference Method	Date/Time Prepared	Date/Time Analyzed	Analyst
74-87-3	Chloromethane	ND		ug/L	0.20	0.50	1	EPA 8260C	04/11/2014 16:04	04/12/2014 11:29	BK
156-59-2	cis-1,2-Dichloroethylene	ND		ug/L	0.20	0.50	1	EPA 8260C	04/11/2014 16:04	04/12/2014 11:29	BK
10061-01-5	cis-1,3-Dichloropropylene	ND		ug/L	0.20	0.50	1	EPA 8260C	04/11/2014 16:04	04/12/2014 11:29	BK
124-48-1	Dibromochloromethane	ND		ug/L	0.20	0.50	1	EPA 8260C	04/11/2014 16:04	04/12/2014 11:29	BK
74-95-3	Dibromomethane	ND		ug/L	0.20	0.50	1	EPA 8260C	04/11/2014 16:04	04/12/2014 11:29	BK
75-71-8	Dichlorodifluoromethane	ND		ug/L	0.20	0.50	1	EPA 8260C	04/11/2014 16:04	04/12/2014 11:29	BK
100-41-4	Ethyl Benzene	ND		ug/L	0.20	0.50	1	EPA 8260C	04/11/2014 16:04	04/12/2014 11:29	BK
87-68-3	Hexachlorobutadiene	ND		ug/L	0.20	0.50	1	EPA 8260C	04/11/2014 16:04	04/12/2014 11:29	BK
98-82-8	Isopropylbenzene	ND		ug/L	0.20	0.50	1	EPA 8260C	04/11/2014 16:04	04/12/2014 11:29	BK
1634-04-4	Methyl tert-butyl ether (MTBE)	ND		ug/L	0.20	0.50	1	EPA 8260C	04/11/2014 16:04	04/12/2014 11:29	BK
75-09-2	Methylene chloride	ND		ug/L	1.0	2.0	1	EPA 8260C	04/11/2014 16:04	04/12/2014 11:29	BK
91-20-3	Naphthalene	ND		ug/L	1.0	2.0	1	EPA 8260C	04/11/2014 16:04	04/12/2014 11:29	BK
104-51-8	n-Butylbenzene	ND		ug/L	0.20	0.50	1	EPA 8260C	04/11/2014 16:04	04/12/2014 11:29	BK
103-65-1	n-Propylbenzene	ND		ug/L	0.20	0.50	1	EPA 8260C	04/11/2014 16:04	04/12/2014 11:29	BK
95-47-6	o-Xylene	ND		ug/L	0.20	0.50	1	EPA 8260C	04/11/2014 16:04	04/12/2014 11:29	BK
179601-23-1	p- & m- Xylenes	ND		ug/L	0.50	1.0	1	EPA 8260C	04/11/2014 16:04	04/12/2014 11:29	BK
99-87-6	p-Isopropyltoluene	ND		ug/L	0.20	0.50	1	EPA 8260C	04/11/2014 16:04	04/12/2014 11:29	BK
135-98-8	sec-Butylbenzene	ND		ug/L	0.20	0.50	1	EPA 8260C	04/11/2014 16:04	04/12/2014 11:29	BK
100-42-5	Styrene	ND		ug/L	0.20	0.50	1	EPA 8260C	04/11/2014 16:04	04/12/2014 11:29	BK
98-06-6	tert-Butylbenzene	ND		ug/L	0.20	0.50	1	EPA 8260C	04/11/2014 16:04	04/12/2014 11:29	BK
127-18-4	Tetrachloroethylene	ND		ug/L	0.20	0.50	1	EPA 8260C	04/11/2014 16:04	04/12/2014 11:29	BK
108-88-3	Toluene	ND		ug/L	0.20	0.50	1	EPA 8260C	04/11/2014 16:04	04/12/2014 11:29	BK
156-60-5	trans-1,2-Dichloroethylene	ND		ug/L	0.20	0.50	1	EPA 8260C	04/11/2014 16:04	04/12/2014 11:29	BK
10061-02-6	trans-1,3-Dichloropropylene	ND		ug/L	0.20	0.50	1	EPA 8260C	04/11/2014 16:04	04/12/2014 11:29	BK
79-01-6	Trichloroethylene	ND		ug/L	0.20	0.50	1	EPA 8260C	04/11/2014 16:04	04/12/2014 11:29	BK
75-69-4	Trichlorofluoromethane	ND		ug/L	0.20	0.50	1	EPA 8260C	04/11/2014 16:04	04/12/2014 11:29	BK
75-01-4	Vinyl Chloride	ND		ug/L	0.50	0.50	1	EPA 8260C	04/11/2014 16:04	04/12/2014 11:29	BK
1330-20-7	Xylenes, Total	ND		ug/L	0.60	1.5	1	EPA 8260C	04/11/2014 16:04	04/12/2014 11:29	BK
	<b>Surrogate Recoveries</b>	<b>Result</b>		<b>Acceptance Range</b>							
17060-07-0	Surrogate: 1,2-Dichloroethane-d4	92.5 %		81-123							
460-00-4	Surrogate: p-Bromofluorobenzene	92.5 %		70-128							
2037-26-5	Surrogate: Toluene-d8	103 %		88-114							



**Sample Information**

**Client Sample ID:** WQ040814:1110NP2-10

**York Sample ID:** 14D0454-01

<u>York Project (SDG) No.</u> 14D0454	<u>Client Project ID</u> Rowe Industries	<u>Matrix</u> Water	<u>Collection Date/Time</u> April 8, 2014 11:10 am	<u>Date Received</u> 04/10/2014
--	---	------------------------	---	------------------------------------

**Iron by EPA 200.7**

Log-in Notes:

Sample Notes:

Sample Prepared by Method: EPA 3010A

CAS No.	Parameter	Result	Flag	Units	LOD/MDL	Reported to LOQ	Dilution	Reference Method	Date/Time Prepared	Date/Time Analyzed	Analyst
7439-89-6	Iron	5.23		mg/L	0.0146	0.0200	1	EPA 200.7	04/11/2014 12:36	04/11/2014 17:47	MW

**Iron, Dissolved by EPA 6010**

Log-in Notes:

Sample Notes:

Sample Prepared by Method: EPA 3010A

CAS No.	Parameter	Result	Flag	Units	LOD/MDL	Reported to LOQ	Dilution	Reference Method	Date/Time Prepared	Date/Time Analyzed	Analyst
7439-89-6	Iron	0.0515		mg/L	0.0200	0.0200	1	EPA 6010C	04/11/2014 12:28	04/11/2014 16:44	MW


**Total Dissolved Solids**

Log-in Notes:

Sample Notes:

Sample Prepared by Method: % Solids Prep

CAS No.	Parameter	Result	Flag	Units	LOD/MDL	Reported to LOQ	Dilution	Reference Method	Date/Time Prepared	Date/Time Analyzed	Analyst
	Total Dissolved Solids	141		mg/L	10.0	10.0	1	SM 2540C	04/11/2014 07:42	04/11/2014 15:16	MF



## Analytical Batch Summary

**Batch ID:** BD40570      **Preparation Method:** % Solids Prep      **Prepared By:** MF

YORK Sample ID	Client Sample ID	Preparation Date
14D0454-01	WQ040814:1110NP2-10	04/11/14
BD40570-BLK1	Blank	04/11/14

**Batch ID:** BD40598      **Preparation Method:** EPA 3010A      **Prepared By:** MW


YORK Sample ID	Client Sample ID	Preparation Date
14D0453-01	WQ040814:1100NP2-6	04/11/14
14D0453-02	WQ040814:1105NP2-7	04/11/14
14D0454-01	WQ040814:1110NP2-10	04/11/14
BD40598-BLK1	Blank	04/11/14
BD40598-DUP1	Duplicate	04/11/14
BD40598-MS1	Matrix Spike	04/11/14
BD40598-SRM1	Reference	04/11/14

**Batch ID:** BD40599      **Preparation Method:** EPA 3010A      **Prepared By:** MW

YORK Sample ID	Client Sample ID	Preparation Date
14D0453-01	WQ040814:1100NP2-6	04/11/14
14D0453-02	WQ040814:1105NP2-7	04/11/14
14D0454-01	WQ040814:1110NP2-10	04/11/14
BD40599-BLK1	Blank	04/11/14
BD40599-DUP1	Duplicate	04/11/14
BD40599-MS1	Matrix Spike	04/11/14
BD40599-SRM1	Reference	04/11/14

**Batch ID:** BD40641      **Preparation Method:** EPA 5030B      **Prepared By:** BGS

YORK Sample ID	Client Sample ID	Preparation Date
14D0453-01	WQ040814:1100NP2-6	04/11/14
14D0453-02	WQ040814:1105NP2-7	04/11/14
14D0454-01	WQ040814:1110NP2-10	04/11/14
BD40641-BLK1	Blank	04/11/14
BD40641-BS1	LCS	04/11/14
BD40641-BSD1	LCS Dup	04/11/14



**Volatile Organic Compounds by GC/MS - Quality Control Data**  
**York Analytical Laboratories, Inc.**


Analyte	Result	Reporting Limit	Units	Spike Level	Source* Result	%REC	%REC Limits	Flag	RPD	RPD Limit	Flag
---------	--------	-----------------	-------	-------------	----------------	------	-------------	------	-----	-----------	------

**Batch BD40641 - EPA 5030B**

**Blank (BD40641-BLK1)**

Prepared: 04/11/2014 Analyzed: 04/12/2014

1,1,1,2-Tetrachloroethane	ND	0.50	ug/L								
1,1,1-Trichloroethane	ND	0.50	"								
1,1,2,2-Tetrachloroethane	ND	0.50	"								
1,1,2-Trichloro-1,2,2-trifluoroethane (Freon 113)	ND	0.50	"								
1,1,2-Trichloroethane	ND	0.50	"								
1,1-Dichloroethane	ND	0.50	"								
1,1-Dichloroethylene	ND	0.50	"								
1,1-Dichloropropylene	ND	0.50	"								
1,2,3-Trichlorobenzene	0.30	0.50	"								
1,2,3-Trichloropropane	ND	0.50	"								
1,2,4-Trichlorobenzene	0.21	0.50	"								
1,2,4-Trimethylbenzene	ND	0.50	"								
1,2-Dibromo-3-chloropropane	ND	0.50	"								
1,2-Dibromoethane	ND	0.50	"								
1,2-Dichlorobenzene	ND	0.50	"								
1,2-Dichloroethane	ND	0.50	"								
1,2-Dichloropropane	ND	0.50	"								
1,3,5-Trimethylbenzene	ND	0.50	"								
1,3-Dichlorobenzene	ND	0.50	"								
1,3-Dichloropropane	ND	0.50	"								
1,4-Dichlorobenzene	ND	0.50	"								
2,2-Dichloropropane	ND	0.50	"								
2-Chlorotoluene	ND	0.50	"								
2-Hexanone	ND	0.50	"								
4-Chlorotoluene	ND	0.50	"								
Acetone	1.7	2.0	"								
Benzene	ND	0.50	"								
Bromobenzene	ND	0.50	"								
Bromochloromethane	ND	0.50	"								
Bromodichloromethane	ND	0.50	"								
Bromoform	ND	0.50	"								
Bromomethane	ND	0.50	"								
Carbon tetrachloride	ND	0.50	"								
Chlorobenzene	ND	0.50	"								
Chloroethane	ND	0.50	"								
Chloroform	ND	0.50	"								
Chloromethane	ND	0.50	"								
cis-1,2-Dichloroethylene	ND	0.50	"								
cis-1,3-Dichloropropylene	ND	0.50	"								
Dibromochloromethane	ND	0.50	"								
Dibromomethane	ND	0.50	"								
Dichlorodifluoromethane	ND	0.50	"								
Ethyl Benzene	ND	0.50	"								
Hexachlorobutadiene	ND	0.50	"								
Isopropylbenzene	ND	0.50	"								
Methyl tert-butyl ether (MTBE)	ND	0.50	"								
Methylene chloride	ND	2.0	"								
Naphthalene	ND	2.0	"								
n-Butylbenzene	ND	0.50	"								
n-Propylbenzene	ND	0.50	"								
o-Xylene	ND	0.50	"								



Volatile Organic Compounds by GC/MS - Quality Control Data

York Analytical Laboratories, Inc.

Analyte	Result	Reporting Limit	Units	Spike Level	Source* Result	%REC	%REC Limits	Flag	RPD	RPD Limit	Flag
---------	--------	-----------------	-------	-------------	----------------	------	-------------	------	-----	-----------	------

Batch BD40641 - EPA 5030B

Blank (BD40641-BLK1)


Prepared: 04/11/2014 Analyzed: 04/12/2014

p- & m- Xylenes	ND	1.0	ug/L								
p-Isopropyltoluene	ND	0.50	"								
sec-Butylbenzene	ND	0.50	"								
Styrene	ND	0.50	"								
tert-Butylbenzene	ND	0.50	"								
Tetrachloroethylene	ND	0.50	"								
Toluene	ND	0.50	"								
trans-1,2-Dichloroethylene	ND	0.50	"								
trans-1,3-Dichloropropylene	ND	0.50	"								
Trichloroethylene	ND	0.50	"								
Trichlorofluoromethane	ND	0.50	"								
Vinyl Chloride	ND	0.50	"								
Xylenes, Total	ND	1.5	"								
<i>Surrogate: 1,2-Dichloroethane-d4</i>	9.06		"	10.0		90.6	81-123				
<i>Surrogate: p-Bromofluorobenzene</i>	9.71		"	10.0		97.1	70-128				
<i>Surrogate: Toluene-d8</i>	9.52		"	10.0		95.2	88-114				

LCS (BD40641-BS1)

Prepared: 04/11/2014 Analyzed: 04/12/2014

1,1,1,2-Tetrachloroethane	9.02		ug/L	10.0		90.2	85-118				
1,1,1-Trichloroethane	9.23		"	10.0		92.3	74-128				
1,1,2,2-Tetrachloroethane	10.1		"	10.0		101	71-130				
1,1,2-Trichloro-1,2,2-trifluoroethane (Freon 113)	9.29		"	10.0		92.9	51-157				
1,1,2-Trichloroethane	11.3		"	10.0		113	80-122				
1,1-Dichloroethane	9.78		"	10.0		97.8	70-131				
1,1-Dichloroethylene	7.79		"	10.0		77.9	60-143				
1,1-Dichloropropylene	9.80		"	10.0		98.0	78-122				
1,2,3-Trichlorobenzene	11.5		"	10.0		115	68-140				
1,2,3-Trichloropropane	10.2		"	10.0		102	77-125				
1,2,4-Trichlorobenzene	10.8		"	10.0		108	65-143				
1,2,4-Trimethylbenzene	8.75		"	10.0		87.5	83-121				
1,2-Dibromo-3-chloropropane	11.4		"	10.0		114	60-146				
1,2-Dibromoethane	10.1		"	10.0		101	82-122				
1,2-Dichlorobenzene	9.60		"	10.0		96.0	85-115				
1,2-Dichloroethane	9.74		"	10.0		97.4	72-126				
1,2-Dichloropropane	11.6		"	10.0		116	78-119				
1,3,5-Trimethylbenzene	8.46		"	10.0		84.6	84-118				
1,3-Dichlorobenzene	9.93		"	10.0		99.3	83-117				
1,3-Dichloropropane	10.8		"	10.0		108	79-121				
1,4-Dichlorobenzene	9.23		"	10.0		92.3	83-118				
2,2-Dichloropropane	8.04		"	10.0		80.4	60-135				
2-Chlorotoluene	8.36		"	10.0		83.6	81-118				
2-Hexanone	10.5		"	10.0		105	50-151				
4-Chlorotoluene	8.52		"	10.0		85.2	81-117				
Acetone	9.78		"	10.0		97.8	21-172				
Benzene	10.2		"	10.0		102	82-120				
Bromobenzene	9.02		"	10.0		90.2	82-119				
Bromochloromethane	9.74		"	10.0		97.4	69-125				
Bromodichloromethane	10.4		"	10.0		104	84-117				
Bromoform	9.52		"	10.0		95.2	77-130				
Bromomethane	6.81		"	10.0		68.1	16-162				
Carbon tetrachloride	9.52		"	10.0		95.2	72-132				
Chlorobenzene	9.98		"	10.0		99.8	88-112				



Volatile Organic Compounds by GC/MS - Quality Control Data

York Analytical Laboratories, Inc.


Analyte	Result	Reporting Limit	Units	Spike Level	Source* Result	%REC	%REC Limits	Flag	RPD	RPD Limit	Flag
---------	--------	-----------------	-------	-------------	----------------	------	-------------	------	-----	-----------	------

Batch BD40641 - EPA 5030B

LCS (BD40641-BS1)

Prepared: 04/11/2014 Analyzed: 04/12/2014

Chloroethane	8.15		ug/L	10.0		81.5	29-172				
Chloroform	9.86		"	10.0		98.6	77-124				
Chloromethane	6.92		"	10.0		69.2	37-131				
cis-1,2-Dichloroethylene	10.6		"	10.0		106	77-124				
cis-1,3-Dichloropropylene	10.4		"	10.0		104	81-117				
Dibromochloromethane	10.1		"	10.0		101	72-131				
Dibromomethane	11.0		"	10.0		110	85-116				
Dichlorodifluoromethane	6.31		"	10.0		63.1	47-152				
Ethyl Benzene	8.63		"	10.0		86.3	86-114				
Hexachlorobutadiene	9.09		"	10.0		90.9	68-139				
Isopropylbenzene	8.87		"	10.0		88.7	84-118				
Methyl tert-butyl ether (MTBE)	11.1		"	10.0		111	49-156				
Methylene chloride	8.54		"	10.0		85.4	51-145				
Naphthalene	11.5		"	10.0		115	67-141				
n-Butylbenzene	8.35		"	10.0		83.5	76-125				
n-Propylbenzene	8.44		"	10.0		84.4	84-118				
o-Xylene	8.35		"	10.0		83.5	85-114	Low Bias			
p- & m- Xylenes	16.8		"	20.0		84.2	84-117				
p-Isopropyltoluene	9.08		"	10.0		90.8	84-121				
sec-Butylbenzene	8.87		"	10.0		88.7	85-119				
Styrene	8.43		"	10.0		84.3	77-126				
tert-Butylbenzene	8.59		"	10.0		85.9	83-119				
Tetrachloroethylene	9.49		"	10.0		94.9	75-129				
Toluene	9.01		"	10.0		90.1	86-113				
trans-1,2-Dichloroethylene	9.22		"	10.0		92.2	55-148				
trans-1,3-Dichloropropylene	10.1		"	10.0		101	77-120				
Trichloroethylene	10.4		"	10.0		104	85-115				
Trichlorofluoromethane	7.77		"	10.0		77.7	69-131				
Vinyl Chloride	7.80		"	10.0		78.0	44-152				
Surrogate: 1,2-Dichloroethane-d4	9.82		"	10.0		98.2	81-123				
Surrogate: p-Bromofluorobenzene	10.5		"	10.0		105	70-128				
Surrogate: Toluene-d8	9.47		"	10.0		94.7	88-114				



Volatile Organic Compounds by GC/MS - Quality Control Data

York Analytical Laboratories, Inc.

Analyte	Result	Reporting Limit	Units	Spike Level	Source* Result	%REC	%REC Limits	Flag	RPD	RPD Limit	Flag
<b>Batch BD40641 - EPA 5030B</b>											
<b>LCS Dup (BD40641-BSD1)</b>											
Prepared: 04/11/2014 Analyzed: 04/12/2014											
1,1,1,2-Tetrachloroethane	9.43		ug/L	10.0		94.3	85-118		4.44	30	
1,1,1-Trichloroethane	9.95		"	10.0		99.5	74-128		7.51	30	
1,1,2,2-Tetrachloroethane	9.45		"	10.0		94.5	71-130		6.55	30	
1,1,2-Trichloro-1,2,2-trifluoroethane (Freon 113)	10.7		"	10.0		107	51-157		14.0	30	
1,1,2-Trichloroethane	11.2		"	10.0		112	80-122		1.15	30	
1,1-Dichloroethane	10.3		"	10.0		103	70-131		5.28	30	
1,1-Dichloroethylene	8.34		"	10.0		83.4	60-143		6.82	30	
1,1-Dichloropropylene	10.4		"	10.0		104	78-122		6.42	30	
1,2,3-Trichlorobenzene	10.8		"	10.0		108	68-140		6.90	30	
1,2,3-Trichloropropane	9.23		"	10.0		92.3	77-125		10.5	30	
1,2,4-Trichlorobenzene	10.4		"	10.0		104	65-143		2.92	30	
1,2,4-Trimethylbenzene	8.54		"	10.0		85.4	83-121		2.43	30	
1,2-Dibromo-3-chloropropane	9.50		"	10.0		95.0	60-146		17.8	30	
1,2-Dibromoethane	10.7		"	10.0		107	82-122		6.25	30	
1,2-Dichlorobenzene	9.58		"	10.0		95.8	85-115		0.209	30	
1,2-Dichloroethane	10.0		"	10.0		100	72-126		2.63	30	
1,2-Dichloropropane	11.8		"	10.0		118	78-119		1.45	30	
1,3,5-Trimethylbenzene	8.30		"	10.0		83.0	84-118	Low Bias	1.91	30	
1,3-Dichlorobenzene	9.49		"	10.0		94.9	83-117		4.53	30	
1,3-Dichloropropane	10.7		"	10.0		107	79-121		0.464	30	
1,4-Dichlorobenzene	9.45		"	10.0		94.5	83-118		2.36	30	
2,2-Dichloropropane	8.61		"	10.0		86.1	60-135		6.85	30	
2-Chlorotoluene	8.35		"	10.0		83.5	81-118		0.120	30	
2-Hexanone	10.0		"	10.0		100	50-151		4.58	30	
4-Chlorotoluene	8.54		"	10.0		85.4	81-117		0.234	30	
Acetone	9.41		"	10.0		94.1	21-172		3.86	30	
Benzene	10.5		"	10.0		105	82-120		3.10	30	
Bromobenzene	8.74		"	10.0		87.4	82-119		3.15	30	
Bromochloromethane	9.99		"	10.0		99.9	69-125		2.53	30	
Bromodichloromethane	10.8		"	10.0		108	84-117		3.77	30	
Bromoform	9.27		"	10.0		92.7	77-130		2.66	30	
Bromomethane	8.01		"	10.0		80.1	16-162		16.2	30	
Carbon tetrachloride	9.98		"	10.0		99.8	72-132		4.72	30	
Chlorobenzene	10.0		"	10.0		100	88-112		0.300	30	
Chloroethane	8.77		"	10.0		87.7	29-172		7.33	30	
Chloroform	10.4		"	10.0		104	77-124		5.52	30	
Chloromethane	7.30		"	10.0		73.0	37-131		5.34	30	
cis-1,2-Dichloroethylene	10.8		"	10.0		108	77-124		1.41	30	
cis-1,3-Dichloropropylene	10.5		"	10.0		105	81-117		0.668	30	
Dibromochloromethane	9.89		"	10.0		98.9	72-131		2.40	30	
Dibromomethane	11.1		"	10.0		111	85-116		1.27	30	
Dichlorodifluoromethane	6.92		"	10.0		69.2	47-152		9.22	30	
Ethyl Benzene	9.13		"	10.0		91.3	86-114		5.63	30	
Hexachlorobutadiene	8.95		"	10.0		89.5	68-139		1.55	30	
Isopropylbenzene	9.01		"	10.0		90.1	84-118		1.57	30	
Methyl tert-butyl ether (MTBE)	11.1		"	10.0		111	49-156		0.0900	30	
Methylene chloride	8.56		"	10.0		85.6	51-145		0.234	30	
Naphthalene	10.5		"	10.0		105	67-141		9.54	30	
n-Butylbenzene	8.54		"	10.0		85.4	76-125		2.25	30	
n-Propylbenzene	8.76		"	10.0		87.6	84-118		3.72	30	
o-Xylene	8.96		"	10.0		89.6	85-114		7.05	30	



**Volatile Organic Compounds by GC/MS - Quality Control Data**

**York Analytical Laboratories, Inc.**


Analyte	Result	Reporting	Units	Spike Level	Source*	%REC	%REC Limits	Flag	RPD	RPD	Flag
		Limit			Result					Limit	

**Batch BD40641 - EPA 5030B**

**LCS Dup (BD40641-BSD1)**


Prepared: 04/11/2014 Analyzed: 04/12/2014

p- & m- Xylenes	17.2		ug/L	20.0		86.0	84-117		2.11	30	
p-Isopropyltoluene	9.29		"	10.0		92.9	84-121		2.29	30	
sec-Butylbenzene	9.04		"	10.0		90.4	85-119		1.90	30	
Styrene	8.31		"	10.0		83.1	77-126		1.43	30	
tert-Butylbenzene	8.74		"	10.0		87.4	83-119		1.73	30	
Tetrachloroethylene	10.8		"	10.0		108	75-129		12.6	30	
Toluene	9.71		"	10.0		97.1	86-113		7.48	30	
trans-1,2-Dichloroethylene	9.70		"	10.0		97.0	55-148		5.07	30	
trans-1,3-Dichloropropylene	10.1		"	10.0		101	77-120		0.00	30	
Trichloroethylene	10.9		"	10.0		109	85-115		4.79	30	
Trichlorofluoromethane	8.38		"	10.0		83.8	69-131		7.55	30	
Vinyl Chloride	8.32		"	10.0		83.2	44-152		6.45	30	
<i>Surrogate: 1,2-Dichloroethane-d4</i>	<i>9.70</i>		<i>"</i>	<i>10.0</i>		<i>97.0</i>	<i>81-123</i>				
<i>Surrogate: p-Bromofluorobenzene</i>	<i>9.82</i>		<i>"</i>	<i>10.0</i>		<i>98.2</i>	<i>70-128</i>				
<i>Surrogate: Toluene-d8</i>	<i>10.1</i>		<i>"</i>	<i>10.0</i>		<i>101</i>	<i>88-114</i>				



**Metals by ICP - Quality Control Data**  
**York Analytical Laboratories, Inc.**

Analyte	Result	Reporting Limit	Units	Spike Level	Source* Result	%REC	%REC Limits	Flag	RPD	RPD Limit	Flag
<b>Batch BD40598 - EPA 3010A</b>											
<b>Blank (BD40598-BLK1)</b>										Prepared & Analyzed: 04/11/2014	
Iron - Dissolved	ND	0.0200	mg/L								
<b>Duplicate (BD40598-DUP1)</b>										*Source sample: 14D0454-01 (WQ040814:1110NP2-10) Prepared & Analyzed: 04/11/2014	
Iron - Dissolved	0.0508	0.0200	mg/L		0.0515				1.30	20	
<b>Matrix Spike (BD40598-MS1)</b>										*Source sample: 14D0454-01 (WQ040814:1110NP2-10) Prepared & Analyzed: 04/11/2014	
Iron - Dissolved	1.06	0.0200	mg/L	1.00	0.0515	101	75-125				
<b>Reference (BD40598-SRM1)</b>										Prepared & Analyzed: 04/11/2014	
Iron - Dissolved	1.47	0.0200	mg/L	1.44		102	88.2-113				
<b>Batch BD40599 - EPA 3010A</b>											
<b>Blank (BD40599-BLK1)</b>										Prepared & Analyzed: 04/11/2014	
Iron	ND	0.0200	mg/L								
<b>Duplicate (BD40599-DUP1)</b>										*Source sample: 14D0454-01 (WQ040814:1110NP2-10) Prepared & Analyzed: 04/11/2014	
Iron	5.13	0.0200	mg/L		5.23				1.83	20	
<b>Matrix Spike (BD40599-MS1)</b>										*Source sample: 14D0454-01 (WQ040814:1110NP2-10) Prepared & Analyzed: 04/11/2014	
Iron	6.13	0.0200	mg/L	1.00	5.23	89.8	75-125				
<b>Reference (BD40599-SRM1)</b>										Prepared & Analyzed: 04/11/2014	
Iron	1.50	0.0200	mg/L	1.44		104	88.2-113				



Miscellaneous Physical Parameters - Quality Control Data

York Analytical Laboratories, Inc.


Analyte	Result	Reporting Limit	Units	Spike Level	Source* Result	%REC	%REC Limits	Flag	RPD	RPD Limit	Flag
---------	--------	-----------------	-------	-------------	----------------	------	-------------	------	-----	-----------	------

**Batch BD40570 - % Solids Prep**

**Blank (BD40570-BLK1)**


Prepared & Analyzed: 04/11/2014

Total Dissolved Solids	ND	1.00	mg/L								
------------------------	----	------	------	--	--	--	--	--	--	--	--



### Volatile Analysis Sample Containers

<b>Lab ID</b>	<b>Client Sample ID</b>	<b>Volatile Sample Container</b>
14D0453-01	WQ040814:1100NP2-6	40mL Clear Vial (pre-pres.) HCl; Cool to 4° C
14D0453-02	WQ040814:1105NP2-7	40mL Clear Vial (pre-pres.) HCl; Cool to 4° C
14D0454-01	WQ040814:1110NP2-10	40mL Clear Vial (pre-pres.) HCl; Cool to 4° C



## Notes and Definitions

QL-02 This LCS analyte is outside Laboratory Recovery limits due the analyte behavior using the referenced method. The reference method has certain limitations with respect to analytes of this nature.

J Detected below the Reporting Limit but greater than or equal to the Method Detection Limit (MDL/LOD) or in the case of a TIC, the result is an estimated concentration.

---

\* Analyte is not certified or the state of the samples origination does not offer certification for the Analyte.

ND NOT DETECTED - the analyte is not detected at the Reported to level (LOQ/RL or LOD/MDL)

RL REPORTING LIMIT - the minimum reportable value based upon the lowest point in the analyte calibration curve.

LOQ LIMIT OF QUANTITATION - the minimum concentration of a target analyte that can be reported within a specified degree of confidence. This is the lowest point in an analyte calibration curve that has been subjected to all steps of the processing/analysis and verified to meet defined criteria. This is based upon NELAC 2009 Standards and applies to all analyses.

LOD LIMIT OF DETECTION - a verified estimate of the minimum concentration of a substance in a given matrix that an analytical process can reliably detect. This is based upon NELAC 2009 Standards and applies to all analyses conducted under the auspices of EPA SW-846.

MDL METHOD DETECTION LIMIT - a statistically derived estimate of the minimum amount of a substance an analytical system can reliably detect with a 99% confidence that the concentration of the substance is greater than zero. This is based upon 40 CFR Part 136 Appendix B and applies only to EPA 600 and 200 series methods.

Reported to This indicates that the data for a particular analysis is reported to either the LOD/MDL, or the LOQ/RL. In cases where the "Reported to" is located above the LOD/MDL, any value between this and the LOQ represents an estimated value which is "J" flagged accordingly. This applies to volatile and semi-volatile target compounds only.

NR Not reported

RPD Relative Percent Difference

Wet The data has been reported on an as-received (wet weight) basis

Low Bias Low Bias flag indicates that the recovery of the flagged analyte is below the laboratory or regulatory lower control limit. The data user should take note that this analyte may be biased low but should evaluate multiple lines of evidence including the LCS and site-specific MS/MSD data to draw bias conclusions. In cases where no site-specific MS/MSD was requested, only the LCS data can be used to evaluate such bias.

High Bias High Bias flag indicates that the recovery of the flagged analyte is above the laboratory or regulatory upper control limit. The data user should take note that this analyte may be biased high but should evaluate multiple lines of evidence including the LCS and site-specific MS/MSD data to draw bias conclusions. In cases where no site-specific MS/MSD was requested, only the LCS data can be used to evaluate such bias.

Non-Dir. Non-dir. flag (Non-Directional Bias ) indicates that the Relative Percent Difference (RPD) (a measure of precision) among the MS and MSD data is outside the laboratory or regulatory control limit. This alerts the data user where the MS and MSD are from site-specific samples that the RPD is high due to either non-homogeneous distribution of target analyte between the MS/MSD or indicates poor reproducibility for other reasons.

If EPA SW-846 method 8270 is included herein it is noted that the target compound N-nitrosodiphenylamine (NDPA) decomposes in the gas chromatographic inlet and cannot be separated from diphenylamine (DPA). These results could actually represent 100% DPA, 100% NDPA or some combination of the two. For this reason, York reports the combined result for n-nitrosodiphenylamine and diphenylamine for either of these compounds as a combined concentration as Diphenylamine.

If Total PCBs are detected and the target aroclors reported are "Not detected", the Total PCB value is reported due to the presence of either or both Aroclors 1262 and 1268 which are non-target aroclors for some regulatory lists.

2-chloroethylvinyl ether readily breaks down under acidic conditions. Samples that are acid preserved, including standards will exhibit breakdown. The data user should take note.

Certification for pH is no longer offered by NYDOH ELAP.

Semi-Volatile and Volatile analyses are reported down to the LOD/MDL, with values between the LOD/MDL and the LOQ being "J" flagged as estimated results.

---

# Field Chain-of-Custody Record

NOTE: York's Std. Terms & Conditions are listed on the back side of this document. This document serves as your written authorization to York to proceed with the analyses requested and your signature binds you to York's Std. Terms & Conditions.

York Project No. 14D0453


YOUR INFORMATION		Report To:		Invoice To:		YOUR PROJECT ID		Turn-Around Time		Report Type			
Company: <u>LBG</u>	Company: <u>Same</u>	Company: <u>Same</u>	Company: <u>Apwe Industries.</u>	RUSH - Same Day <input type="checkbox"/>	RUSE - Same Day <input type="checkbox"/>	Samples from: <u>CT, NY, X, NJ</u>		RUSH - Next Day <input type="checkbox"/>	Summary Report: <u>X, pdf</u>	Summary w/ QA Summary: <u>X, pdf</u>			
Address: <u>4 Research Dr Suite 391 Shelton, CT 06484</u>	Address: _____	Address: _____	Address: _____	RUSH - Two Day <input type="checkbox"/>	RUSH - Next Day <input type="checkbox"/>	Purchase Order No. <u>HAASAG.</u>		RUSH - Three Day <input type="checkbox"/>	CT RCP Package <input type="checkbox"/>	CT RCP Package <input type="checkbox"/>			
Phone No. <u>203-929-8555</u>	Phone No. _____	Phone No. _____	Phone No. _____	RUSH - Four Day <input type="checkbox"/>	RUSH - Next Day <input type="checkbox"/>	Standard (5-7 Days) <input checked="" type="checkbox"/>		RUSH - Two Day <input type="checkbox"/>	CT RCP DQ/ADUE Pkg <input type="checkbox"/>	CT RCP DQ/ADUE Pkg <input type="checkbox"/>			
Contact Person: <u>Tunde Sandoz</u>	Attention: _____	Attention: _____	Attention: _____	ES/ Mail Address: _____		Misc. Org. <input type="checkbox"/>		RUSH - Three Day <input type="checkbox"/>	NY ASP A Package <input type="checkbox"/>	NY ASP A Package <input type="checkbox"/>			
E-Mail Address: <u>Tsandoz@LBGCT.com</u>	E-Mail Address: _____	E-Mail Address: _____	E-Mail Address: _____	ES/ Mail Address: _____		Misc. Org. <input type="checkbox"/>		RUSH - Four Day <input type="checkbox"/>	NY ASP B Package <input type="checkbox"/>	NY ASP B Package <input type="checkbox"/>			
<p><b>Print Clearly and Legibly. All information must be computerized. Samples will NOT be logged in and the turn-around time clock will not begin until any questions by York are resolved.</b></p>		<p><b>Print Clearly and Legibly. All information must be computerized. Samples will NOT be logged in and the turn-around time clock will not begin until any questions by York are resolved.</b></p>		<p><b>Print Clearly and Legibly. All information must be computerized. Samples will NOT be logged in and the turn-around time clock will not begin until any questions by York are resolved.</b></p>		<p><b>Print Clearly and Legibly. All information must be computerized. Samples will NOT be logged in and the turn-around time clock will not begin until any questions by York are resolved.</b></p>		<p><b>Print Clearly and Legibly. All information must be computerized. Samples will NOT be logged in and the turn-around time clock will not begin until any questions by York are resolved.</b></p>		<p><b>Print Clearly and Legibly. All information must be computerized. Samples will NOT be logged in and the turn-around time clock will not begin until any questions by York are resolved.</b></p>			
<p>Matrix Codes</p> <p>S - soil</p> <p>Other - specify (oil, etc)</p> <p>WW - wastewater</p> <p>GW - groundwater</p> <p>DW - drinking water</p> <p>Air-A - ambient air</p> <p>Air-SV - soil vapor</p>		<p>Volatiles</p> <p>B260 full</p> <p>624</p> <p>STARS list</p> <p>BTX</p> <p>MTBE</p> <p>TCL list</p> <p>TAGM list</p> <p>CT RCP list</p> <p>524.2</p> <p>Arom. only</p> <p>502.2</p> <p>Halog. only</p> <p>NUDEP list</p> <p>App. IX</p> <p>STP or TCLP</p> <p>608 PCB</p> <p>802/B list</p>		<p>Non-Vols</p> <p>3270 or 625</p> <p>STARS list</p> <p>BN Only</p> <p>Acids Only</p> <p>PAH list</p> <p>App. IX</p> <p>Site Spec.</p> <p>STP or TCLP</p> <p>Total</p> <p>TCL list</p> <p>524.2</p> <p>NUDEP list</p> <p>App. IX</p> <p>Chlordane</p> <p>608 PCB</p> <p>STP or TCLP</p> <p>608 PCB</p>		<p>Misc. Org.</p> <p>TPH GRO</p> <p>TPH DRO</p> <p>CT ETPH</p> <p>NY 310-13</p> <p>TPH 1664</p> <p>Air TO14A</p> <p>Air TO15</p> <p>Air STARS</p> <p>STP or TCLP</p> <p>Air VPH</p> <p>Medicine</p> <p>LIST Below</p> <p>Halogen</p>		<p>Fall Lists</p> <p>TPH Poll.</p> <p>TCL Ogates</p> <p>TAL-MACON</p> <p>Full TCLP</p> <p>Full App. IX</p> <p>Part 389-Rev. 6</p> <p>Hexachloris</p> <p>Part 380-Residue</p> <p>TOX</p> <p>Part 380-Residue</p> <p>BTU 9b.</p> <p>Part 380-Residue</p> <p>Aromatic Tox.</p> <p>NYCDEP-SW</p> <p>IOC</p> <p>NYCDEP-SW</p> <p>Asbestos</p> <p>TAGM</p> <p>Silica</p>		<p>Misc.</p> <p>Concreity</p> <p>Reactivity</p> <p>Ignibility</p> <p>Flash Point</p> <p>Site Avail.</p> <p>Hexachloris</p> <p>TOX</p> <p>BTU 9b.</p> <p>Aromatic Tox.</p> <p>IOC</p> <p>Asbestos</p> <p>Silica</p>		<p>Simple Excel <input checked="" type="checkbox"/></p> <p>NYSDEC EQUIS _____</p> <p>EQUIS (std) _____</p> <p>EZ-EDD (EQUIS) _____</p> <p>NUDEP SRP HazSite EDD _____</p> <p>GIS/KEY (std) _____</p> <p>Other _____</p> <p>York Regulatory Comparison</p> <p>Excel Spreadsheet _____</p> <p>Compare to the following Regs. (please fill in): _____</p>	
<p>Sample Identification</p> <p>WQ040814-1100NP2-6</p> <p>WQ040814-1105NP2-7</p> <p>W2040814-1106NP2-10</p>		<p>Date Sampled</p> <p>4/2/14 1100</p> <p>1105</p> <p>1110</p>		<p>Sample Matrix</p> <p>GW</p> <p>GW</p> <p>GW</p>		<p>Choose Analyses Needed from the Menu Above and Enter Below</p> <p>Fe by EPA 800.71 Fe, Dissolved by EPA 8010 (SW 810-6108) / VOLS,</p> <p>B260 List (EPA SW 845-8260b) plus Fecon 113</p> <p>Fe by EPA 800.71 Fe, Dissolved by EPA 6010 (SW 810-6108) / VOLS</p> <p>B260 List (EPA SW 845-8260a) plus Fecon 113 / TOS (SH 2540c)</p>		<p>Container Description(s)</p> <p>3x 20</p> <p>3x 20</p> <p>3x 30</p>					
<p>Comments</p> <p>Preservation Check those Applicable</p> <p>Special Instructions</p> <p>Field Filled <input type="checkbox"/></p> <p>Lab to Filter <input type="checkbox"/></p>		<p>4°C _____</p> <p>Frozen _____</p> <p>ZnAc _____</p> <p>HCl _____</p> <p>MnOH _____</p> <p>Ascorbic Acid _____</p> <p>Other _____</p> <p>HNO<sub>3</sub> _____</p> <p>H<sub>2</sub>SO<sub>4</sub> _____</p> <p>NaOH _____</p>		<p>Temperature on Receipt</p> <p>3.6 °C</p>									


# Field Chain-of-Custody Record

YORK ANALYTICAL LABORATORIES, INC.  
 120 RESEARCH DR. STRATFORD, CT 06615  
 (203) 325-1371 FAX (203) 357-0166

York Project No. 14D0454

NOTE: York's Std. Terms & Conditions are listed on the back side of this document. This document serves as your written authorization to York to proceed with the analyses requested and your signature binds you to York's Std. Terms & Conditions.

<b>YOUR Information</b> Company: <u>LBG</u> Address: <u>4 Research Dr Suite 301 Shelton CT 06484</u> Phone No. <u>203-929-8555</u> Contact Person: <u>Tunde Sandor</u> E-Mail Address: <u>TSandor@LBGCT.com</u>		<b>Report To:</b> Company: <u>Same</u> Address: _____ Phone No. _____ Attention: _____ E-Mail Address: _____		<b>Invoice To:</b> Company: <u>Same</u> Address: _____ Phone No. _____ Attention: _____ E-Mail Address: _____		<b>YOUR Project ID</b> YOUR Project ID: <u>Rowe Industries.</u> Purchase Order No.: <u>NAB-SAG.</u> Samples from: CT ___ NY ___ X NJ ___		<b>Turn-Around Time</b> RUSH - Same Day <input type="checkbox"/> RUSH - Next Day <input type="checkbox"/> RUSH - Two Day <input type="checkbox"/> RUSH - Three Day <input type="checkbox"/> RUSH - Four Day <input type="checkbox"/> Standard (5-7 Days) <input checked="" type="checkbox"/>		<b>Report Type</b> Summary Report <u>X</u> pdf Summary w/ QA summary <u>X</u> pdf CT RCP Package CTRCP DQADUE Pkg NY ASP A Package NY ASP B Package <u>NP2-to only</u> NJ DEP Red. Deliv. Electronic Data Deliverables (EDD)			
<b>Matrix Codes</b> S - soil Other - specify (oil, etc) WW - wastewater GW - groundwater DW - drinking water Air-A - ambient air Air-SV - soil vapor		<b>Volatiles</b> 8260 full 624 STARS list BTEX MTBE TCL list TAGM list CT RCP list Aroam. only Halog only App. IX list 8021B list		<b>Semi-Vols. / Pesticides</b> 8081 PCB 8081 Pest B15 Herb CT RCP App. IX TAGM list Site Spec. STP Per TCLP TCLP list 524.2 NDEP list STP Per TCLP 8021B list		<b>Metals</b> TPH ORO TPH DR0 CT ETPH NY 310-13 TPH 1664 NJDEP list Air TO14A Air TO15 Air STARS Air VPH Air TICs Medicine Halogen		<b>Fall Lists</b> Pri. Poll. TCL Ogates TAL MetCN Full TCLP Full App. IX Part 390 Reduc Part 390 Resid Part 390 Lead Part 390 BTUrb. Part 390 Lead NYCLP Sewer TOC NYSEDC Sewer Asbestos TAGM Silica		<b>Misc. Org.</b> Misc. Org. TPH ORO TPH DR0 CT ETPH NY 310-13 TPH 1664 NJDEP list Air TO14A Air TO15 Air STARS Air VPH Air TICs Medicine Halogen		<b>Other</b> York Regulatory Comparison Excel Spreadsheet Compare to the following Regs. (please fill in):	
Samples Collected/Authorized By (Signature)  Name (printed) <u>STEPHEN HNAI</u>		Choose Analyses Needed from the Menu Above and Enter Below <u>Fe by EPA 800.7 Fe, Dissolved by EPA 6010 (SWP46-6010) / VOCs, 8260 List (EPA SWP45-8260) plus from 113</u> <u>Fe by EPA 800.7 Fe, Dissolved by EPA 6010 (SWP46-6010) / VOCs, 8260 List (EPA SWP45-8260) plus from 113 / TO5 (SH 2540c)</u>		Sample Matrix GW GW GW		Date Sampled 4/8/14 1100 1105 1110		Container Description(s) 3V 2P 3V 2P 3V 3P					
Comments Preservation <input type="checkbox"/> Special Instructions <input type="checkbox"/> Check those Applicable Field Filtered <input type="checkbox"/> Lab to Filter <input type="checkbox"/>		4°C _____ Frozen _____ HCl _____ MeOH _____ H <sub>2</sub> O _____ NaOH _____ ZnAc _____ Ascorbic Acid _____ Other _____		Samples Relinquished By: <u>[Signature]</u> Date/Time: <u>4/9/14 1100</u> Samples Received By: <u>[Signature]</u> Date/Time: <u>4/10/14 1525</u>		Temperature on Receipt: <u>3.6</u> °C Date/Time: <u>4/10/14-1650</u>							



# Technical Report

prepared for:

**Leggette Brashears & Graham Shelton Office**

4 Research Drive, Suite 301

Shelton CT, 06484

**Attention: Tunde Komuves-Sandor**

Report Date: 05/01/2014

**Client Project ID: Rowe Industries**

York Project (SDG) No.: 14D0979

CT Cert. No. PH-0723

New Jersey Cert. No. CT-005



New York Cert. No. 10854

PA Cert. No. 68-04440

Report Date: 05/01/2014  
Client Project ID: Rowe Industries  
York Project (SDG) No.: 14D0979

**Leggette Brashears & Graham Shelton Office**  
4 Research Drive, Suite 301  
Shelton CT, 06484  
Attention: Tunde Komuves-Sandor

## Purpose and Results

This report contains the analytical data for the sample(s) identified on the attached chain-of-custody received in our laboratory on April 24, 2014 and listed below. The project was identified as your project: **Rowe Industries**.

The analyses were conducted utilizing appropriate EPA, Standard Methods, and ASTM methods as detailed in the data summary tables.

All samples were received in proper condition meeting the customary acceptance requirements for environmental samples except those indicated under the Notes section of this report.

All analyses met the method and laboratory standard operating procedure requirements except as indicated by any data flags, the meaning of which are explained in the attachment to this report, and case narrative if applicable.

The results of the analyses, which are all reported on dry weight basis (soils) unless otherwise noted, are detailed in the following pages.

Please contact Client Services at 203.325.1371 with any questions regarding this report.

<u>York Sample ID</u>	<u>Client Sample ID</u>	<u>Matrix</u>	<u>Date Collected</u>	<u>Date Received</u>
14D0979-01	WQ042114:1300NP2-6	Water	04/21/2014	04/24/2014
14D0979-02	WQ042114:1305NP2-7	Water	04/21/2014	04/24/2014
14D0980-01	WQ042114:1310NP2-10	Water	04/21/2014	04/24/2014

## General Notes for York Project (SDG) No.: 14D0979

1. The RLs and MDLs (Reporting Limit and Method Detection Limit respectively) reported are adjusted for any dilution necessary due to the levels of target and/or non-target analytes and matrix interference. The RL(REPORTING LIMIT) is based upon the lowest standard utilized for the calibration where applicable.
2. Samples are retained for a period of thirty days after submittal of report, unless other arrangements are made.
3. York's liability for the above data is limited to the dollar value paid to York for the referenced project.
4. This report shall not be reproduced without the written approval of York Analytical Laboratories, Inc.
5. All samples were received in proper condition for analysis with proper documentation, unless otherwise noted.
6. All analyses conducted met method or Laboratory SOP requirements. See the Qualifiers and/or Narrative sections for further information.
7. It is noted that no analyses reported herein were subcontracted to another laboratory, unless noted in the report.
8. This report reflects results that relate only to the samples submitted on the attached chain-of-custody form(s) received by York.

Approved By:



Benjamin Gulizia  
Laboratory Director

Date: 05/01/2014





### Sample Information

**Client Sample ID:** WQ042114:1300NP2-6

**York Sample ID:** 14D0979-01

<u>York Project (SDG) No.</u>	<u>Client Project ID</u>	<u>Matrix</u>	<u>Collection Date/Time</u>	<u>Date Received</u>
14D0979	Rowe Industries	Water	April 21, 2014 1:00 pm	04/24/2014

**Volatile Organics, 8260 List - Low Level**

**Log-in Notes:**

**Sample Notes:**

Sample Prepared by Method: EPA 5030B

CAS No.	Parameter	Result	Flag	Units	Reported to LOD/MDL	LOQ	Dilution	Reference Method	Date/Time Prepared	Date/Time Analyzed	Analyst
630-20-6	1,1,1,2-Tetrachloroethane	ND		ug/L	0.20	0.50	1	EPA 8260C	04/25/2014 09:11	04/26/2014 00:42	SS
71-55-6	<b>1,1,1-Trichloroethane</b>	<b>0.22</b>	J	ug/L	0.20	0.50	1	EPA 8260C	04/25/2014 09:11	04/26/2014 00:42	SS
79-34-5	1,1,2,2-Tetrachloroethane	ND		ug/L	0.20	0.50	1	EPA 8260C	04/25/2014 09:11	04/26/2014 00:42	SS
76-13-1	1,1,2-Trichloro-1,2,2-trifluoroethane (Freon 113)	ND		ug/L	0.20	0.50	1	EPA 8260C	04/25/2014 09:11	04/26/2014 00:42	SS
79-00-5	1,1,2-Trichloroethane	ND		ug/L	0.20	0.50	1	EPA 8260C	04/25/2014 09:11	04/26/2014 00:42	SS
75-34-3	1,1-Dichloroethane	ND		ug/L	0.20	0.50	1	EPA 8260C	04/25/2014 09:11	04/26/2014 00:42	SS
75-35-4	1,1-Dichloroethylene	ND		ug/L	0.20	0.50	1	EPA 8260C	04/25/2014 09:11	04/26/2014 00:42	SS
563-58-6	1,1-Dichloropropylene	ND		ug/L	0.20	0.50	1	EPA 8260C	04/25/2014 09:11	04/26/2014 00:42	SS
87-61-6	1,2,3-Trichlorobenzene	ND		ug/L	0.20	0.50	1	EPA 8260C	04/25/2014 09:11	04/26/2014 00:42	SS
96-18-4	1,2,3-Trichloropropane	ND		ug/L	0.20	0.50	1	EPA 8260C	04/25/2014 09:11	04/26/2014 00:42	SS
120-82-1	1,2,4-Trichlorobenzene	ND		ug/L	0.20	0.50	1	EPA 8260C	04/25/2014 09:11	04/26/2014 00:42	SS
95-63-6	1,2,4-Trimethylbenzene	ND		ug/L	0.20	0.50	1	EPA 8260C	04/25/2014 09:11	04/26/2014 00:42	SS
96-12-8	1,2-Dibromo-3-chloropropane	ND		ug/L	0.20	0.50	1	EPA 8260C	04/25/2014 09:11	04/26/2014 00:42	SS
106-93-4	1,2-Dibromoethane	ND		ug/L	0.20	0.50	1	EPA 8260C	04/25/2014 09:11	04/26/2014 00:42	SS
95-50-1	1,2-Dichlorobenzene	ND		ug/L	0.20	0.50	1	EPA 8260C	04/25/2014 09:11	04/26/2014 00:42	SS
107-06-2	1,2-Dichloroethane	ND		ug/L	0.20	0.50	1	EPA 8260C	04/25/2014 09:11	04/26/2014 00:42	SS
78-87-5	1,2-Dichloropropane	ND		ug/L	0.20	0.50	1	EPA 8260C	04/25/2014 09:11	04/26/2014 00:42	SS
108-67-8	1,3,5-Trimethylbenzene	ND		ug/L	0.20	0.50	1	EPA 8260C	04/25/2014 09:11	04/26/2014 00:42	SS
541-73-1	1,3-Dichlorobenzene	ND		ug/L	0.20	0.50	1	EPA 8260C	04/25/2014 09:11	04/26/2014 00:42	SS
142-28-9	1,3-Dichloropropane	ND		ug/L	0.20	0.50	1	EPA 8260C	04/25/2014 09:11	04/26/2014 00:42	SS
106-46-7	1,4-Dichlorobenzene	ND		ug/L	0.20	0.50	1	EPA 8260C	04/25/2014 09:11	04/26/2014 00:42	SS
594-20-7	2,2-Dichloropropane	ND		ug/L	0.20	0.50	1	EPA 8260C	04/25/2014 09:11	04/26/2014 00:42	SS
95-49-8	2-Chlorotoluene	ND		ug/L	0.20	0.50	1	EPA 8260C	04/25/2014 09:11	04/26/2014 00:42	SS
591-78-6	2-Hexanone	ND		ug/L	0.20	0.50	1	EPA 8260C	04/25/2014 09:11	04/26/2014 00:42	SS
106-43-4	4-Chlorotoluene	ND		ug/L	0.20	0.50	1	EPA 8260C	04/25/2014 09:11	04/26/2014 00:42	SS
67-64-1	Acetone	ND		ug/L	1.0	2.0	1	EPA 8260C	04/25/2014 09:11	04/26/2014 00:42	SS
71-43-2	Benzene	ND		ug/L	0.20	0.50	1	EPA 8260C	04/25/2014 09:11	04/26/2014 00:42	SS
108-86-1	Bromobenzene	ND		ug/L	0.20	0.50	1	EPA 8260C	04/25/2014 09:11	04/26/2014 00:42	SS
74-97-5	Bromochloromethane	ND		ug/L	0.20	0.50	1	EPA 8260C	04/25/2014 09:11	04/26/2014 00:42	SS
75-27-4	Bromodichloromethane	ND		ug/L	0.20	0.50	1	EPA 8260C	04/25/2014 09:11	04/26/2014 00:42	SS
75-25-2	Bromoform	ND		ug/L	0.20	0.50	1	EPA 8260C	04/25/2014 09:11	04/26/2014 00:42	SS
74-83-9	Bromomethane	ND		ug/L	0.20	0.50	1	EPA 8260C	04/25/2014 09:11	04/26/2014 00:42	SS
56-23-5	Carbon tetrachloride	ND		ug/L	0.20	0.50	1	EPA 8260C	04/25/2014 09:11	04/26/2014 00:42	SS
108-90-7	Chlorobenzene	ND		ug/L	0.20	0.50	1	EPA 8260C	04/25/2014 09:11	04/26/2014 00:42	SS



### Sample Information

**Client Sample ID:** WQ042114:1300NP2-6

**York Sample ID:** 14D0979-01

York Project (SDG) No.

Client Project ID

Matrix

Collection Date/Time

Date Received

14D0979

Rowe Industries

Water

April 21, 2014 1:00 pm

04/24/2014

**Volatile Organics, 8260 List - Low Level**

**Log-in Notes:**

**Sample Notes:**

Sample Prepared by Method: EPA 5030B

CAS No.	Parameter	Result	Flag	Units	Reported to LOD/MDL	LOQ	Dilution	Reference Method	Date/Time Prepared	Date/Time Analyzed	Analyst
75-00-3	Chloroethane	ND		ug/L	0.20	0.50	1	EPA 8260C	04/25/2014 09:11	04/26/2014 00:42	SS
67-66-3	Chloroform	ND		ug/L	0.20	0.50	1	EPA 8260C	04/25/2014 09:11	04/26/2014 00:42	SS
74-87-3	Chloromethane	ND		ug/L	0.20	0.50	1	EPA 8260C	04/25/2014 09:11	04/26/2014 00:42	SS
156-59-2	<b>cis-1,2-Dichloroethylene</b>	<b>1.9</b>		ug/L	0.20	0.50	1	EPA 8260C	04/25/2014 09:11	04/26/2014 00:42	SS
10061-01-5	cis-1,3-Dichloropropylene	ND		ug/L	0.20	0.50	1	EPA 8260C	04/25/2014 09:11	04/26/2014 00:42	SS
124-48-1	Dibromochloromethane	ND		ug/L	0.20	0.50	1	EPA 8260C	04/25/2014 09:11	04/26/2014 00:42	SS
74-95-3	Dibromomethane	ND		ug/L	0.20	0.50	1	EPA 8260C	04/25/2014 09:11	04/26/2014 00:42	SS
75-71-8	Dichlorodifluoromethane	ND		ug/L	0.20	0.50	1	EPA 8260C	04/25/2014 09:11	04/26/2014 00:42	SS
100-41-4	Ethyl Benzene	ND		ug/L	0.20	0.50	1	EPA 8260C	04/25/2014 09:11	04/26/2014 00:42	SS
87-68-3	Hexachlorobutadiene	ND		ug/L	0.20	0.50	1	EPA 8260C	04/25/2014 09:11	04/26/2014 00:42	SS
98-82-8	Isopropylbenzene	ND		ug/L	0.20	0.50	1	EPA 8260C	04/25/2014 09:11	04/26/2014 00:42	SS
1634-04-4	Methyl tert-butyl ether (MTBE)	ND		ug/L	0.20	0.50	1	EPA 8260C	04/25/2014 09:11	04/26/2014 00:42	SS
75-09-2	Methylene chloride	ND		ug/L	1.0	2.0	1	EPA 8260C	04/25/2014 09:11	04/26/2014 00:42	SS
91-20-3	Naphthalene	ND		ug/L	1.0	2.0	1	EPA 8260C	04/25/2014 09:11	04/26/2014 00:42	SS
104-51-8	n-Butylbenzene	ND		ug/L	0.20	0.50	1	EPA 8260C	04/25/2014 09:11	04/26/2014 00:42	SS
103-65-1	n-Propylbenzene	ND		ug/L	0.20	0.50	1	EPA 8260C	04/25/2014 09:11	04/26/2014 00:42	SS
95-47-6	o-Xylene	ND		ug/L	0.20	0.50	1	EPA 8260C	04/25/2014 09:11	04/26/2014 00:42	SS
179601-23-1	p- & m- Xylenes	ND		ug/L	0.50	1.0	1	EPA 8260C	04/25/2014 09:11	04/26/2014 00:42	SS
99-87-6	p-Isopropyltoluene	ND		ug/L	0.20	0.50	1	EPA 8260C	04/25/2014 09:11	04/26/2014 00:42	SS
135-98-8	sec-Butylbenzene	ND		ug/L	0.20	0.50	1	EPA 8260C	04/25/2014 09:11	04/26/2014 00:42	SS
100-42-5	Styrene	ND		ug/L	0.20	0.50	1	EPA 8260C	04/25/2014 09:11	04/26/2014 00:42	SS
98-06-6	tert-Butylbenzene	ND		ug/L	0.20	0.50	1	EPA 8260C	04/25/2014 09:11	04/26/2014 00:42	SS
127-18-4	<b>Tetrachloroethylene</b>	<b>28</b>		ug/L	0.20	0.50	1	EPA 8260C	04/25/2014 09:11	04/26/2014 00:42	SS
108-88-3	Toluene	ND		ug/L	0.20	0.50	1	EPA 8260C	04/25/2014 09:11	04/26/2014 00:42	SS
156-60-5	trans-1,2-Dichloroethylene	ND		ug/L	0.20	0.50	1	EPA 8260C	04/25/2014 09:11	04/26/2014 00:42	SS
10061-02-6	trans-1,3-Dichloropropylene	ND		ug/L	0.20	0.50	1	EPA 8260C	04/25/2014 09:11	04/26/2014 00:42	SS
79-01-6	<b>Trichloroethylene</b>	<b>1.0</b>		ug/L	0.20	0.50	1	EPA 8260C	04/25/2014 09:11	04/26/2014 00:42	SS
75-69-4	Trichlorofluoromethane	ND		ug/L	0.20	0.50	1	EPA 8260C	04/25/2014 09:11	04/26/2014 00:42	SS
75-01-4	Vinyl Chloride	ND		ug/L	0.50	0.50	1	EPA 8260C	04/25/2014 09:11	04/26/2014 00:42	SS
1330-20-7	Xylenes, Total	ND		ug/L	0.60	1.5	1	EPA 8260C	04/25/2014 09:11	04/26/2014 00:42	SS
	<b>Surrogate Recoveries</b>	<b>Result</b>		<b>Acceptance Range</b>							
17060-07-0	Surrogate: 1,2-Dichloroethane-d4	96.1 %		81-123							
460-00-4	Surrogate: p-Bromofluorobenzene	103 %		70-128							
2037-26-5	Surrogate: Toluene-d8	98.0 %		88-114							



### Sample Information

**Client Sample ID:** WQ042114:1300NP2-6

**York Sample ID:** 14D0979-01

York Project (SDG) No.

Client Project ID

Matrix

Collection Date/Time

Date Received

14D0979

Rowe Industries

Water

April 21, 2014 1:00 pm

04/24/2014

#### Iron by EPA 200.7

#### Log-in Notes:

#### Sample Notes:

Sample Prepared by Method: EPA 3010A

CAS No.	Parameter	Result	Flag	Units	LOD/MDL	Reported to LOQ	Dilution	Reference Method	Date/Time Prepared	Date/Time Analyzed	Analyst
7439-89-6	Iron	5.28		mg/L	0.0146	0.0200	1	EPA 200.7	04/25/2014 09:11	04/25/2014 13:11	MW

#### Iron, Dissolved by EPA 6010

#### Log-in Notes:

#### Sample Notes:

Sample Prepared by Method: EPA 3010A

CAS No.	Parameter	Result	Flag	Units	LOD/MDL	Reported to LOQ	Dilution	Reference Method	Date/Time Prepared	Date/Time Analyzed	Analyst
7439-89-6	Iron	ND		mg/L	0.0200	0.0200	1	EPA 6010C	04/25/2014 09:08	04/25/2014 11:08	MW

### Sample Information

**Client Sample ID:** WQ042114:1305NP2-7

**York Sample ID:** 14D0979-02

York Project (SDG) No.

Client Project ID

Matrix

Collection Date/Time

Date Received

14D0979

Rowe Industries

Water

April 21, 2014 1:05 pm

04/24/2014

#### Volatile Organics, 8260 List - Low Level

#### Log-in Notes:

#### Sample Notes:

Sample Prepared by Method: EPA 5030B

CAS No.	Parameter	Result	Flag	Units	LOD/MDL	Reported to LOQ	Dilution	Reference Method	Date/Time Prepared	Date/Time Analyzed	Analyst
630-20-6	1,1,1,2-Tetrachloroethane	ND		ug/L	0.20	0.50	1	EPA 8260C	04/25/2014 09:11	04/26/2014 01:11	SS
71-55-6	1,1,1-Trichloroethane	ND		ug/L	0.20	0.50	1	EPA 8260C	04/25/2014 09:11	04/26/2014 01:11	SS
79-34-5	1,1,2,2-Tetrachloroethane	ND		ug/L	0.20	0.50	1	EPA 8260C	04/25/2014 09:11	04/26/2014 01:11	SS
76-13-1	1,1,2-Trichloro-1,2,2-trifluoroethane (Freon 113)	ND		ug/L	0.20	0.50	1	EPA 8260C	04/25/2014 09:11	04/26/2014 01:11	SS
79-00-5	1,1,2-Trichloroethane	ND		ug/L	0.20	0.50	1	EPA 8260C	04/25/2014 09:11	04/26/2014 01:11	SS
75-34-3	1,1-Dichloroethane	ND		ug/L	0.20	0.50	1	EPA 8260C	04/25/2014 09:11	04/26/2014 01:11	SS
75-35-4	1,1-Dichloroethylene	ND		ug/L	0.20	0.50	1	EPA 8260C	04/25/2014 09:11	04/26/2014 01:11	SS
563-58-6	1,1-Dichloropropylene	ND		ug/L	0.20	0.50	1	EPA 8260C	04/25/2014 09:11	04/26/2014 01:11	SS
87-61-6	1,2,3-Trichlorobenzene	ND		ug/L	0.20	0.50	1	EPA 8260C	04/25/2014 09:11	04/26/2014 01:11	SS
96-18-4	1,2,3-Trichloropropane	ND		ug/L	0.20	0.50	1	EPA 8260C	04/25/2014 09:11	04/26/2014 01:11	SS
120-82-1	1,2,4-Trichlorobenzene	ND		ug/L	0.20	0.50	1	EPA 8260C	04/25/2014 09:11	04/26/2014 01:11	SS
95-63-6	1,2,4-Trimethylbenzene	ND		ug/L	0.20	0.50	1	EPA 8260C	04/25/2014 09:11	04/26/2014 01:11	SS
96-12-8	1,2-Dibromo-3-chloropropane	ND		ug/L	0.20	0.50	1	EPA 8260C	04/25/2014 09:11	04/26/2014 01:11	SS
106-93-4	1,2-Dibromoethane	ND		ug/L	0.20	0.50	1	EPA 8260C	04/25/2014 09:11	04/26/2014 01:11	SS
95-50-1	1,2-Dichlorobenzene	ND		ug/L	0.20	0.50	1	EPA 8260C	04/25/2014 09:11	04/26/2014 01:11	SS
107-06-2	1,2-Dichloroethane	ND		ug/L	0.20	0.50	1	EPA 8260C	04/25/2014 09:11	04/26/2014 01:11	SS
78-87-5	1,2-Dichloropropane	ND		ug/L	0.20	0.50	1	EPA 8260C	04/25/2014 09:11	04/26/2014 01:11	SS



### Sample Information

**Client Sample ID:** WQ042114:1305NP2-7

**York Sample ID:** 14D0979-02

York Project (SDG) No.

Client Project ID

Matrix

Collection Date/Time

Date Received

14D0979

Rowe Industries

Water

April 21, 2014 1:05 pm

04/24/2014

**Volatile Organics, 8260 List - Low Level**

**Log-in Notes:**

**Sample Notes:**

Sample Prepared by Method: EPA 5030B

CAS No.	Parameter	Result	Flag	Units	Reported to LOD/MDL	LOQ	Dilution	Reference Method	Date/Time Prepared	Date/Time Analyzed	Analyst
108-67-8	1,3,5-Trimethylbenzene	ND		ug/L	0.20	0.50	1	EPA 8260C	04/25/2014 09:11	04/26/2014 01:11	SS
541-73-1	1,3-Dichlorobenzene	ND		ug/L	0.20	0.50	1	EPA 8260C	04/25/2014 09:11	04/26/2014 01:11	SS
142-28-9	1,3-Dichloropropane	ND		ug/L	0.20	0.50	1	EPA 8260C	04/25/2014 09:11	04/26/2014 01:11	SS
106-46-7	1,4-Dichlorobenzene	ND		ug/L	0.20	0.50	1	EPA 8260C	04/25/2014 09:11	04/26/2014 01:11	SS
594-20-7	2,2-Dichloropropane	ND		ug/L	0.20	0.50	1	EPA 8260C	04/25/2014 09:11	04/26/2014 01:11	SS
95-49-8	2-Chlorotoluene	ND		ug/L	0.20	0.50	1	EPA 8260C	04/25/2014 09:11	04/26/2014 01:11	SS
591-78-6	2-Hexanone	ND		ug/L	0.20	0.50	1	EPA 8260C	04/25/2014 09:11	04/26/2014 01:11	SS
106-43-4	4-Chlorotoluene	ND		ug/L	0.20	0.50	1	EPA 8260C	04/25/2014 09:11	04/26/2014 01:11	SS
67-64-1	Acetone	ND		ug/L	1.0	2.0	1	EPA 8260C	04/25/2014 09:11	04/26/2014 01:11	SS
71-43-2	Benzene	ND		ug/L	0.20	0.50	1	EPA 8260C	04/25/2014 09:11	04/26/2014 01:11	SS
108-86-1	Bromobenzene	ND		ug/L	0.20	0.50	1	EPA 8260C	04/25/2014 09:11	04/26/2014 01:11	SS
74-97-5	Bromochloromethane	ND		ug/L	0.20	0.50	1	EPA 8260C	04/25/2014 09:11	04/26/2014 01:11	SS
75-27-4	Bromodichloromethane	ND		ug/L	0.20	0.50	1	EPA 8260C	04/25/2014 09:11	04/26/2014 01:11	SS
75-25-2	Bromoform	ND		ug/L	0.20	0.50	1	EPA 8260C	04/25/2014 09:11	04/26/2014 01:11	SS
74-83-9	Bromomethane	ND		ug/L	0.20	0.50	1	EPA 8260C	04/25/2014 09:11	04/26/2014 01:11	SS
56-23-5	Carbon tetrachloride	ND		ug/L	0.20	0.50	1	EPA 8260C	04/25/2014 09:11	04/26/2014 01:11	SS
108-90-7	Chlorobenzene	ND		ug/L	0.20	0.50	1	EPA 8260C	04/25/2014 09:11	04/26/2014 01:11	SS
75-00-3	Chloroethane	ND		ug/L	0.20	0.50	1	EPA 8260C	04/25/2014 09:11	04/26/2014 01:11	SS
67-66-3	Chloroform	ND		ug/L	0.20	0.50	1	EPA 8260C	04/25/2014 09:11	04/26/2014 01:11	SS
74-87-3	Chloromethane	ND		ug/L	0.20	0.50	1	EPA 8260C	04/25/2014 09:11	04/26/2014 01:11	SS
156-59-2	cis-1,2-Dichloroethylene	ND		ug/L	0.20	0.50	1	EPA 8260C	04/25/2014 09:11	04/26/2014 01:11	SS
10061-01-5	cis-1,3-Dichloropropylene	ND		ug/L	0.20	0.50	1	EPA 8260C	04/25/2014 09:11	04/26/2014 01:11	SS
124-48-1	Dibromochloromethane	ND		ug/L	0.20	0.50	1	EPA 8260C	04/25/2014 09:11	04/26/2014 01:11	SS
74-95-3	Dibromomethane	ND		ug/L	0.20	0.50	1	EPA 8260C	04/25/2014 09:11	04/26/2014 01:11	SS
75-71-8	Dichlorodifluoromethane	ND		ug/L	0.20	0.50	1	EPA 8260C	04/25/2014 09:11	04/26/2014 01:11	SS
100-41-4	Ethyl Benzene	ND		ug/L	0.20	0.50	1	EPA 8260C	04/25/2014 09:11	04/26/2014 01:11	SS
87-68-3	Hexachlorobutadiene	ND		ug/L	0.20	0.50	1	EPA 8260C	04/25/2014 09:11	04/26/2014 01:11	SS
98-82-8	Isopropylbenzene	ND		ug/L	0.20	0.50	1	EPA 8260C	04/25/2014 09:11	04/26/2014 01:11	SS
1634-04-4	Methyl tert-butyl ether (MTBE)	ND		ug/L	0.20	0.50	1	EPA 8260C	04/25/2014 09:11	04/26/2014 01:11	SS
75-09-2	Methylene chloride	ND		ug/L	1.0	2.0	1	EPA 8260C	04/25/2014 09:11	04/26/2014 01:11	SS
91-20-3	Naphthalene	ND		ug/L	1.0	2.0	1	EPA 8260C	04/25/2014 09:11	04/26/2014 01:11	SS
104-51-8	n-Butylbenzene	ND		ug/L	0.20	0.50	1	EPA 8260C	04/25/2014 09:11	04/26/2014 01:11	SS
103-65-1	n-Propylbenzene	ND		ug/L	0.20	0.50	1	EPA 8260C	04/25/2014 09:11	04/26/2014 01:11	SS
95-47-6	o-Xylene	ND		ug/L	0.20	0.50	1	EPA 8260C	04/25/2014 09:11	04/26/2014 01:11	SS
179601-23-1	p- & m- Xylenes	ND		ug/L	0.50	1.0	1	EPA 8260C	04/25/2014 09:11	04/26/2014 01:11	SS
99-87-6	p-Isopropyltoluene	ND		ug/L	0.20	0.50	1	EPA 8260C	04/25/2014 09:11	04/26/2014 01:11	SS



Sample Information

Client Sample ID: WQ042114:1305NP2-7

York Sample ID: 14D0979-02

York Project (SDG) No.

Client Project ID

Matrix

Collection Date/Time

Date Received

14D0979

Rowe Industries

Water

April 21, 2014 1:05 pm

04/24/2014

Volatile Organics, 8260 List - Low Level

Log-in Notes:

Sample Notes:

Sample Prepared by Method: EPA 5030B

Table with 13 columns: CAS No., Parameter, Result, Flag, Units, Reported to LOD/MDL, LOQ, Dilution, Reference Method, Date/Time Prepared, Date/Time Analyzed, Analyst. Includes rows for various organic compounds and surrogate recoveries.

Iron by EPA 200.7

Log-in Notes:

Sample Notes:

Sample Prepared by Method: EPA 3010A

Table with 13 columns: CAS No., Parameter, Result, Flag, Units, Reported to LOD/MDL, LOQ, Dilution, Reference Method, Date/Time Prepared, Date/Time Analyzed, Analyst. Includes row for Iron.

Iron, Dissolved by EPA 6010

Log-in Notes:

Sample Notes:

Sample Prepared by Method: EPA 3010A

Table with 13 columns: CAS No., Parameter, Result, Flag, Units, Reported to LOD/MDL, LOQ, Dilution, Reference Method, Date/Time Prepared, Date/Time Analyzed, Analyst. Includes row for Dissolved Iron.

Sample Information

Client Sample ID: WQ042114:1310NP2-10

York Sample ID: 14D0980-01

York Project (SDG) No.

Client Project ID

Matrix

Collection Date/Time

Date Received

14D0980

Rowe Industries

Water

April 21, 2014 1:10 pm

04/24/2014

Volatile Organics, 8260 List - Low Level

Log-in Notes:

Sample Notes:



## Sample Information

**Client Sample ID:** WQ042114:1310NP2-10

**York Sample ID:** 14D0980-01

<u>York Project (SDG) No.</u> 14D0980	<u>Client Project ID</u> Rowe Industries	<u>Matrix</u> Water	<u>Collection Date/Time</u> April 21, 2014 1:10 pm	<u>Date Received</u> 04/24/2014
--	---	------------------------	---	------------------------------------

Sample Prepared by Method: EPA 5030B

CAS No.	Parameter	Result	Flag	Units	Reported to LOD/MDL	LOQ	Dilution	Reference Method	Date/Time Prepared	Date/Time Analyzed	Analyst
630-20-6	1,1,1,2-Tetrachloroethane	ND		ug/L	0.20	0.50	1	EPA 8260C	04/29/2014 08:02	04/29/2014 18:14	SS
71-55-6	1,1,1-Trichloroethane	ND		ug/L	0.20	0.50	1	EPA 8260C	04/29/2014 08:02	04/29/2014 18:14	SS
79-34-5	1,1,2,2-Tetrachloroethane	ND		ug/L	0.20	0.50	1	EPA 8260C	04/29/2014 08:02	04/29/2014 18:14	SS
76-13-1	1,1,2-Trichloro-1,2,2-trifluoroethane (Freon 113)	ND		ug/L	0.20	0.50	1	EPA 8260C	04/29/2014 08:02	04/29/2014 18:14	SS
79-00-5	1,1,2-Trichloroethane	ND		ug/L	0.20	0.50	1	EPA 8260C	04/29/2014 08:02	04/29/2014 18:14	SS
75-34-3	1,1-Dichloroethane	ND		ug/L	0.20	0.50	1	EPA 8260C	04/29/2014 08:02	04/29/2014 18:14	SS
75-35-4	1,1-Dichloroethylene	ND		ug/L	0.20	0.50	1	EPA 8260C	04/29/2014 08:02	04/29/2014 18:14	SS
563-58-6	1,1-Dichloropropylene	ND		ug/L	0.20	0.50	1	EPA 8260C	04/29/2014 08:02	04/29/2014 18:14	SS
87-61-6	1,2,3-Trichlorobenzene	ND		ug/L	0.20	0.50	1	EPA 8260C	04/29/2014 08:02	04/29/2014 18:14	SS
96-18-4	1,2,3-Trichloropropane	ND		ug/L	0.20	0.50	1	EPA 8260C	04/29/2014 08:02	04/29/2014 18:14	SS
120-82-1	1,2,4-Trichlorobenzene	ND		ug/L	0.20	0.50	1	EPA 8260C	04/29/2014 08:02	04/29/2014 18:14	SS
95-63-6	1,2,4-Trimethylbenzene	ND		ug/L	0.20	0.50	1	EPA 8260C	04/29/2014 08:02	04/29/2014 18:14	SS
96-12-8	1,2-Dibromo-3-chloropropane	ND		ug/L	0.20	0.50	1	EPA 8260C	04/29/2014 08:02	04/29/2014 18:14	SS
106-93-4	1,2-Dibromoethane	ND		ug/L	0.20	0.50	1	EPA 8260C	04/29/2014 08:02	04/29/2014 18:14	SS
95-50-1	1,2-Dichlorobenzene	ND		ug/L	0.20	0.50	1	EPA 8260C	04/29/2014 08:02	04/29/2014 18:14	SS
107-06-2	1,2-Dichloroethane	ND		ug/L	0.20	0.50	1	EPA 8260C	04/29/2014 08:02	04/29/2014 18:14	SS
78-87-5	1,2-Dichloropropane	ND		ug/L	0.20	0.50	1	EPA 8260C	04/29/2014 08:02	04/29/2014 18:14	SS
108-67-8	1,3,5-Trimethylbenzene	ND		ug/L	0.20	0.50	1	EPA 8260C	04/29/2014 08:02	04/29/2014 18:14	SS
541-73-1	1,3-Dichlorobenzene	ND		ug/L	0.20	0.50	1	EPA 8260C	04/29/2014 08:02	04/29/2014 18:14	SS
142-28-9	1,3-Dichloropropane	ND		ug/L	0.20	0.50	1	EPA 8260C	04/29/2014 08:02	04/29/2014 18:14	SS
106-46-7	1,4-Dichlorobenzene	ND		ug/L	0.20	0.50	1	EPA 8260C	04/29/2014 08:02	04/29/2014 18:14	SS
594-20-7	2,2-Dichloropropane	ND		ug/L	0.20	0.50	1	EPA 8260C	04/29/2014 08:02	04/29/2014 18:14	SS
95-49-8	2-Chlorotoluene	ND		ug/L	0.20	0.50	1	EPA 8260C	04/29/2014 08:02	04/29/2014 18:14	SS
591-78-6	2-Hexanone	ND		ug/L	0.20	0.50	1	EPA 8260C	04/29/2014 08:02	04/29/2014 18:14	SS
106-43-4	4-Chlorotoluene	ND		ug/L	0.20	0.50	1	EPA 8260C	04/29/2014 08:02	04/29/2014 18:14	SS
67-64-1	Acetone	ND		ug/L	1.0	2.0	1	EPA 8260C	04/29/2014 08:02	04/29/2014 18:14	SS
71-43-2	<b>Benzene</b>	<b>0.28</b>	J	ug/L	0.20	0.50	1	EPA 8260C	04/29/2014 08:02	04/29/2014 18:14	SS
108-86-1	Bromobenzene	ND		ug/L	0.20	0.50	1	EPA 8260C	04/29/2014 08:02	04/29/2014 18:14	SS
74-97-5	Bromochloromethane	ND		ug/L	0.20	0.50	1	EPA 8260C	04/29/2014 08:02	04/29/2014 18:14	SS
75-27-4	Bromodichloromethane	ND		ug/L	0.20	0.50	1	EPA 8260C	04/29/2014 08:02	04/29/2014 18:14	SS
75-25-2	Bromoform	ND		ug/L	0.20	0.50	1	EPA 8260C	04/29/2014 08:02	04/29/2014 18:14	SS
74-83-9	Bromomethane	ND		ug/L	0.20	0.50	1	EPA 8260C	04/29/2014 08:02	04/29/2014 18:14	SS
56-23-5	Carbon tetrachloride	ND		ug/L	0.20	0.50	1	EPA 8260C	04/29/2014 08:02	04/29/2014 18:14	SS
108-90-7	Chlorobenzene	ND		ug/L	0.20	0.50	1	EPA 8260C	04/29/2014 08:02	04/29/2014 18:14	SS
75-00-3	Chloroethane	ND		ug/L	0.20	0.50	1	EPA 8260C	04/29/2014 08:02	04/29/2014 18:14	SS
67-66-3	Chloroform	ND		ug/L	0.20	0.50	1	EPA 8260C	04/29/2014 08:02	04/29/2014 18:14	SS



### Sample Information

**Client Sample ID:** WQ042114:1310NP2-10

**York Sample ID:** 14D0980-01

York Project (SDG) No.

Client Project ID

Matrix

Collection Date/Time

Date Received

14D0980

Rowe Industries

Water

April 21, 2014 1:10 pm

04/24/2014


**Volatile Organics, 8260 List - Low Level**

**Log-in Notes:**

**Sample Notes:**

Sample Prepared by Method: EPA 5030B

CAS No.	Parameter	Result	Flag	Units	Reported to LOD/MDL	LOQ	Dilution	Reference Method	Date/Time Prepared	Date/Time Analyzed	Analyst
74-87-3	Chloromethane	ND		ug/L	0.20	0.50	1	EPA 8260C	04/29/2014 08:02	04/29/2014 18:14	SS
156-59-2	cis-1,2-Dichloroethylene	ND		ug/L	0.20	0.50	1	EPA 8260C	04/29/2014 08:02	04/29/2014 18:14	SS
10061-01-5	cis-1,3-Dichloropropylene	ND		ug/L	0.20	0.50	1	EPA 8260C	04/29/2014 08:02	04/29/2014 18:14	SS
124-48-1	Dibromochloromethane	ND		ug/L	0.20	0.50	1	EPA 8260C	04/29/2014 08:02	04/29/2014 18:14	SS
74-95-3	Dibromomethane	ND		ug/L	0.20	0.50	1	EPA 8260C	04/29/2014 08:02	04/29/2014 18:14	SS
75-71-8	Dichlorodifluoromethane	ND		ug/L	0.20	0.50	1	EPA 8260C	04/29/2014 08:02	04/29/2014 18:14	SS
100-41-4	Ethyl Benzene	ND		ug/L	0.20	0.50	1	EPA 8260C	04/29/2014 08:02	04/29/2014 18:14	SS
87-68-3	Hexachlorobutadiene	ND		ug/L	0.20	0.50	1	EPA 8260C	04/29/2014 08:02	04/29/2014 18:14	SS
98-82-8	Isopropylbenzene	ND		ug/L	0.20	0.50	1	EPA 8260C	04/29/2014 08:02	04/29/2014 18:14	SS
1634-04-4	Methyl tert-butyl ether (MTBE)	ND		ug/L	0.20	0.50	1	EPA 8260C	04/29/2014 08:02	04/29/2014 18:14	SS
75-09-2	Methylene chloride	ND		ug/L	1.0	2.0	1	EPA 8260C	04/29/2014 08:02	04/29/2014 18:14	SS
91-20-3	Naphthalene	ND		ug/L	1.0	2.0	1	EPA 8260C	04/29/2014 08:02	04/29/2014 18:14	SS
104-51-8	n-Butylbenzene	ND		ug/L	0.20	0.50	1	EPA 8260C	04/29/2014 08:02	04/29/2014 18:14	SS
103-65-1	n-Propylbenzene	ND		ug/L	0.20	0.50	1	EPA 8260C	04/29/2014 08:02	04/29/2014 18:14	SS
95-47-6	o-Xylene	ND		ug/L	0.20	0.50	1	EPA 8260C	04/29/2014 08:02	04/29/2014 18:14	SS
179601-23-1	p- & m- Xylenes	ND		ug/L	0.50	1.0	1	EPA 8260C	04/29/2014 08:02	04/29/2014 18:14	SS
99-87-6	p-Isopropyltoluene	ND		ug/L	0.20	0.50	1	EPA 8260C	04/29/2014 08:02	04/29/2014 18:14	SS
135-98-8	sec-Butylbenzene	ND		ug/L	0.20	0.50	1	EPA 8260C	04/29/2014 08:02	04/29/2014 18:14	SS
100-42-5	Styrene	ND		ug/L	0.20	0.50	1	EPA 8260C	04/29/2014 08:02	04/29/2014 18:14	SS
98-06-6	tert-Butylbenzene	ND		ug/L	0.20	0.50	1	EPA 8260C	04/29/2014 08:02	04/29/2014 18:14	SS
127-18-4	Tetrachloroethylene	ND		ug/L	0.20	0.50	1	EPA 8260C	04/29/2014 08:02	04/29/2014 18:14	SS
108-88-3	Toluene	ND		ug/L	0.20	0.50	1	EPA 8260C	04/29/2014 08:02	04/29/2014 18:14	SS
156-60-5	trans-1,2-Dichloroethylene	ND		ug/L	0.20	0.50	1	EPA 8260C	04/29/2014 08:02	04/29/2014 18:14	SS
10061-02-6	trans-1,3-Dichloropropylene	ND		ug/L	0.20	0.50	1	EPA 8260C	04/29/2014 08:02	04/29/2014 18:14	SS
79-01-6	Trichloroethylene	ND		ug/L	0.20	0.50	1	EPA 8260C	04/29/2014 08:02	04/29/2014 18:14	SS
75-69-4	Trichlorofluoromethane	ND		ug/L	0.20	0.50	1	EPA 8260C	04/29/2014 08:02	04/29/2014 18:14	SS
75-01-4	Vinyl Chloride	ND		ug/L	0.50	0.50	1	EPA 8260C	04/29/2014 08:02	04/29/2014 18:14	SS
1330-20-7	Xylenes, Total	ND		ug/L	0.60	1.5	1	EPA 8260C	04/29/2014 08:02	04/29/2014 18:14	SS
	<b>Surrogate Recoveries</b>	<b>Result</b>		<b>Acceptance Range</b>							
17060-07-0	Surrogate: 1,2-Dichloroethane-d4	85.9 %		81-123							
460-00-4	Surrogate: p-Bromofluorobenzene	94.6 %		70-128							
2037-26-5	Surrogate: Toluene-d8	94.2 %		88-114							



**Sample Information**

**Client Sample ID:** WQ042114:1310NP2-10

**York Sample ID:** 14D0980-01

<u>York Project (SDG) No.</u> 14D0980	<u>Client Project ID</u> Rowe Industries	<u>Matrix</u> Water	<u>Collection Date/Time</u> April 21, 2014 1:10 pm	<u>Date Received</u> 04/24/2014
--	---	------------------------	---	------------------------------------

**Iron by EPA 200.7**

Log-in Notes:

Sample Notes:

Sample Prepared by Method: EPA 3010A

CAS No.	Parameter	Result	Flag	Units	LOD/MDL	Reported to LOQ	Dilution	Reference Method	Date/Time Prepared	Date/Time Analyzed	Analyst
7439-89-6	Iron	1.27		mg/L	0.0146	0.0200	1	EPA 200.7	04/25/2014 09:11	04/25/2014 13:21	MW

**Iron, Dissolved by EPA 6010**

Log-in Notes:

Sample Notes:

Sample Prepared by Method: EPA 3010A

CAS No.	Parameter	Result	Flag	Units	LOD/MDL	Reported to LOQ	Dilution	Reference Method	Date/Time Prepared	Date/Time Analyzed	Analyst
7439-89-6	Iron	0.0990		mg/L	0.0200	0.0200	1	EPA 6010C	04/25/2014 09:08	04/25/2014 11:18	MW

**Total Dissolved Solids**

Log-in Notes:

Sample Notes:

Sample Prepared by Method: % Solids Prep

CAS No.	Parameter	Result	Flag	Units	LOD/MDL	Reported to LOQ	Dilution	Reference Method	Date/Time Prepared	Date/Time Analyzed	Analyst
	Total Dissolved Solids	106		mg/L	1.00	1.00	1	SM 2540C	04/28/2014 15:23	04/28/2014 15:23	ALD



## Analytical Batch Summary

**Batch ID:** BD41256      **Preparation Method:** EPA 3010A      **Prepared By:** MW

YORK Sample ID	Client Sample ID	Preparation Date
14D0979-01	WQ042114:1300NP2-6	04/25/14
14D0979-02	WQ042114:1305NP2-7	04/25/14
14D0980-01	WQ042114:1310NP2-10	04/25/14
BD41256-BLK1	Blank	04/25/14
BD41256-DUP1	Duplicate	04/25/14
BD41256-MS1	Matrix Spike	04/25/14
BD41256-SRM1	Reference	04/25/14

**Batch ID:** BD41257      **Preparation Method:** EPA 3010A      **Prepared By:** MW

YORK Sample ID	Client Sample ID	Preparation Date
14D0979-01	WQ042114:1300NP2-6	04/25/14
14D0979-02	WQ042114:1305NP2-7	04/25/14
14D0980-01	WQ042114:1310NP2-10	04/25/14
BD41257-BLK1	Blank	04/25/14
BD41257-SRM1	Reference	04/25/14

**Batch ID:** BD41336      **Preparation Method:** EPA 5030B      **Prepared By:** BGS

YORK Sample ID	Client Sample ID	Preparation Date
14D0979-01	WQ042114:1300NP2-6	04/25/14
14D0979-02	WQ042114:1305NP2-7	04/25/14
BD41336-BLK1	Blank	04/25/14
BD41336-BLK2	Blank	04/25/14
BD41336-BS1	LCS	04/25/14
BD41336-BSD1	LCS Dup	04/25/14

**Batch ID:** BD41374      **Preparation Method:** % Solids Prep      **Prepared By:** ALD

YORK Sample ID	Client Sample ID	Preparation Date
14D0980-01	WQ042114:1310NP2-10	04/28/14
BD41374-BLK1	Blank	04/28/14

**Batch ID:** BD41459      **Preparation Method:** EPA 5030B      **Prepared By:** BGS

YORK Sample ID	Client Sample ID	Preparation Date
14D0980-01	WQ042114:1310NP2-10	04/29/14
BD41459-BLK1	Blank	04/29/14
BD41459-BS1	LCS	04/29/14
BD41459-BSD1	LCS Dup	04/29/14



**Volatile Organic Compounds by GC/MS - Quality Control Data**  
**York Analytical Laboratories, Inc.**

Analyte	Result	Reporting Limit	Units	Spike Level	Source* Result	%REC	%REC Limits	Flag	RPD	RPD Limit	Flag
---------	--------	--------------------	-------	----------------	-------------------	------	----------------	------	-----	--------------	------

**Batch BD41336 - EPA 5030B**

**Blank (BD41336-BLK1)**

Prepared & Analyzed: 04/25/2014

1,1,1,2-Tetrachloroethane	ND	0.50	ug/L								
1,1,1-Trichloroethane	ND	0.50	"								
1,1,2,2-Tetrachloroethane	ND	0.50	"								
1,1,2-Trichloro-1,2,2-trifluoroethane (Freon 113)	ND	0.50	"								
1,1,2-Trichloroethane	ND	0.50	"								
1,1-Dichloroethane	ND	0.50	"								
1,1-Dichloroethylene	ND	0.50	"								
1,1-Dichloropropylene	ND	0.50	"								
1,2,3-Trichlorobenzene	0.66	0.50	"								
1,2,3-Trichloropropane	ND	0.50	"								
1,2,4-Trichlorobenzene	0.88	0.50	"								
1,2,4-Trimethylbenzene	ND	0.50	"								
1,2-Dibromo-3-chloropropane	0.39	0.50	"								
1,2-Dibromoethane	ND	0.50	"								
1,2-Dichlorobenzene	0.28	0.50	"								
1,2-Dichloroethane	ND	0.50	"								
1,2-Dichloropropane	ND	0.50	"								
1,3,5-Trimethylbenzene	ND	0.50	"								
1,3-Dichlorobenzene	ND	0.50	"								
1,3-Dichloropropane	ND	0.50	"								
1,4-Dichlorobenzene	0.29	0.50	"								
2,2-Dichloropropane	ND	0.50	"								
2-Chlorotoluene	ND	0.50	"								
2-Hexanone	ND	0.50	"								
4-Chlorotoluene	0.21	0.50	"								
Acetone	ND	2.0	"								
Benzene	ND	0.50	"								
Bromobenzene	ND	0.50	"								
Bromochloromethane	ND	0.50	"								
Bromodichloromethane	ND	0.50	"								
Bromoform	ND	0.50	"								
Bromomethane	ND	0.50	"								
Carbon tetrachloride	ND	0.50	"								
Chlorobenzene	ND	0.50	"								
Chloroethane	ND	0.50	"								
Chloroform	ND	0.50	"								
Chloromethane	ND	0.50	"								
cis-1,2-Dichloroethylene	ND	0.50	"								
cis-1,3-Dichloropropylene	ND	0.50	"								
Dibromochloromethane	ND	0.50	"								
Dibromomethane	ND	0.50	"								
Dichlorodifluoromethane	ND	0.50	"								
Ethyl Benzene	ND	0.50	"								
Hexachlorobutadiene	0.76	0.50	"								
Isopropylbenzene	ND	0.50	"								
Methyl tert-butyl ether (MTBE)	ND	0.50	"								
Methylene chloride	ND	2.0	"								
Naphthalene	1.2	2.0	"								
n-Butylbenzene	0.47	0.50	"								
n-Propylbenzene	ND	0.50	"								
o-Xylene	ND	0.50	"								



**Volatile Organic Compounds by GC/MS - Quality Control Data**

**York Analytical Laboratories, Inc.**

Analyte	Result	Reporting	Units	Spike	Source*	%REC	%REC	Limits	Flag	RPD	Limit	Flag
		Limit			Result					RPD		

**Batch BD41336 - EPA 5030B**

**Blank (BD41336-BLK1)**

Prepared & Analyzed: 04/25/2014

p- & m- Xylenes	ND	1.0	ug/L									
p-Isopropyltoluene	0.37	0.50	"									
sec-Butylbenzene	ND	0.50	"									
Styrene	ND	0.50	"									
tert-Butylbenzene	ND	0.50	"									
Tetrachloroethylene	ND	0.50	"									
Toluene	ND	0.50	"									
trans-1,2-Dichloroethylene	ND	0.50	"									
trans-1,3-Dichloropropylene	ND	0.50	"									
Trichloroethylene	ND	0.50	"									
Trichlorofluoromethane	ND	0.50	"									
Vinyl Chloride	ND	0.50	"									
Xylenes, Total	ND	1.5	"									
<i>Surrogate: 1,2-Dichloroethane-d4</i>	<i>10.3</i>		<i>"</i>	<i>10.0</i>		<i>103</i>	<i>81-123</i>					
<i>Surrogate: p-Bromofluorobenzene</i>	<i>11.0</i>		<i>"</i>	<i>10.0</i>		<i>110</i>	<i>70-128</i>					
<i>Surrogate: Toluene-d8</i>	<i>9.91</i>		<i>"</i>	<i>10.0</i>		<i>99.1</i>	<i>88-114</i>					

**Blank (BD41336-BLK2)**

Prepared & Analyzed: 04/25/2014

1,1,1,2-Tetrachloroethane	ND	0.50	ug/L									
1,1,1-Trichloroethane	ND	0.50	"									
1,1,2,2-Tetrachloroethane	ND	0.50	"									
1,1,2-Trichloro-1,2,2-trifluoroethane (Freon 113)	ND	0.50	"									
1,1,2-Trichloroethane	ND	0.50	"									
1,1-Dichloroethane	ND	0.50	"									
1,1-Dichloroethylene	ND	0.50	"									
1,1-Dichloropropylene	ND	0.50	"									
1,2,3-Trichlorobenzene	0.38	0.50	"									
1,2,3-Trichloropropane	ND	0.50	"									
1,2,4-Trichlorobenzene	0.32	0.50	"									
1,2,4-Trimethylbenzene	ND	0.50	"									
1,2-Dibromo-3-chloropropane	ND	0.50	"									
1,2-Dibromoethane	ND	0.50	"									
1,2-Dichlorobenzene	ND	0.50	"									
1,2-Dichloroethane	ND	0.50	"									
1,2-Dichloropropane	ND	0.50	"									
1,3,5-Trimethylbenzene	ND	0.50	"									
1,3-Dichlorobenzene	ND	0.50	"									
1,3-Dichloropropane	ND	0.50	"									
1,4-Dichlorobenzene	ND	0.50	"									
2,2-Dichloropropane	ND	0.50	"									
2-Chlorotoluene	ND	0.50	"									
2-Hexanone	ND	0.50	"									
4-Chlorotoluene	ND	0.50	"									
Acetone	ND	2.0	"									
Benzene	ND	0.50	"									
Bromobenzene	ND	0.50	"									
Bromochloromethane	ND	0.50	"									
Bromodichloromethane	ND	0.50	"									
Bromoform	ND	0.50	"									
Bromomethane	ND	0.50	"									
Carbon tetrachloride	ND	0.50	"									
Chlorobenzene	ND	0.50	"									



**Volatile Organic Compounds by GC/MS - Quality Control Data**

**York Analytical Laboratories, Inc.**

Analyte	Result	Reporting	Units	Spike Level	Source*	%REC	%REC Limits	Flag	RPD	RPD	Flag
		Limit			Result					Limit	

**Batch BD41336 - EPA 5030B**

**Blank (BD41336-BLK2)**

Prepared & Analyzed: 04/25/2014

Chloroethane	ND	0.50	ug/L								
Chloroform	ND	0.50	"								
Chloromethane	ND	0.50	"								
cis-1,2-Dichloroethylene	ND	0.50	"								
cis-1,3-Dichloropropylene	ND	0.50	"								
Dibromochloromethane	ND	0.50	"								
Dibromomethane	ND	0.50	"								
Dichlorodifluoromethane	ND	0.50	"								
Ethyl Benzene	ND	0.50	"								
Hexachlorobutadiene	0.27	0.50	"								
Isopropylbenzene	ND	0.50	"								
Methyl tert-butyl ether (MTBE)	ND	0.50	"								
Methylene chloride	ND	2.0	"								
Naphthalene	ND	2.0	"								
n-Butylbenzene	ND	0.50	"								
n-Propylbenzene	ND	0.50	"								
o-Xylene	ND	0.50	"								
p- & m- Xylenes	ND	1.0	"								
p-Isopropyltoluene	ND	0.50	"								
sec-Butylbenzene	ND	0.50	"								
Styrene	ND	0.50	"								
tert-Butylbenzene	ND	0.50	"								
Tetrachloroethylene	ND	0.50	"								
Toluene	ND	0.50	"								
trans-1,2-Dichloroethylene	ND	0.50	"								
trans-1,3-Dichloropropylene	ND	0.50	"								
Trichloroethylene	ND	0.50	"								
Trichlorofluoromethane	ND	0.50	"								
Vinyl Chloride	ND	0.50	"								
Xylenes, Total	ND	1.5	"								
<hr/>											
<i>Surrogate: 1,2-Dichloroethane-d4</i>	<i>10.2</i>		<i>"</i>	<i>10.0</i>		<i>102</i>	<i>81-123</i>				
<i>Surrogate: p-Bromofluorobenzene</i>	<i>10.3</i>		<i>"</i>	<i>10.0</i>		<i>103</i>	<i>70-128</i>				
<i>Surrogate: Toluene-d8</i>	<i>9.73</i>		<i>"</i>	<i>10.0</i>		<i>97.3</i>	<i>88-114</i>				



**Volatile Organic Compounds by GC/MS - Quality Control Data**

**York Analytical Laboratories, Inc.**

Analyte	Result	Reporting	Spike	Source*	%REC	%REC	Limits	Flag	RPD	RPD	Limit	Flag
		Limit							Units			

**Batch BD41336 - EPA 5030B**

**LCS (BD41336-BS1)**

Prepared & Analyzed: 04/25/2014

1,1,1,2-Tetrachloroethane	10.5		ug/L	10.0		105	85-118					
1,1,1-Trichloroethane	12.0		"	10.0		120	74-128					
1,1,2,2-Tetrachloroethane	9.98		"	10.0		99.8	71-130					
1,1,2-Trichloro-1,2,2-trifluoroethane (Freon 113)	13.2		"	10.0		132	51-157					
1,1,2-Trichloroethane	10.1		"	10.0		101	80-122					
1,1-Dichloroethane	10.4		"	10.0		104	70-131					
1,1-Dichloroethylene	11.4		"	10.0		114	60-143					
1,1-Dichloropropylene	10.8		"	10.0		108	78-122					
1,2,3-Trichlorobenzene	8.82		"	10.0		88.2	68-140					
1,2,3-Trichloropropane	10.4		"	10.0		104	77-125					
1,2,4-Trichlorobenzene	9.20		"	10.0		92.0	65-143					
1,2,4-Trimethylbenzene	10.1		"	10.0		101	83-121					
1,2-Dibromo-3-chloropropane	2.76		"	10.0		27.6	60-146	Low Bias				
1,2-Dibromoethane	10.6		"	10.0		106	82-122					
1,2-Dichlorobenzene	9.07		"	10.0		90.7	85-115					
1,2-Dichloroethane	11.0		"	10.0		110	72-126					
1,2-Dichloropropane	9.55		"	10.0		95.5	78-119					
1,3,5-Trimethylbenzene	11.0		"	10.0		110	84-118					
1,3-Dichlorobenzene	9.95		"	10.0		99.5	83-117					
1,3-Dichloropropane	10.2		"	10.0		102	79-121					
1,4-Dichlorobenzene	9.71		"	10.0		97.1	83-118					
2,2-Dichloropropane	11.5		"	10.0		115	60-135					
2-Chlorotoluene	10.2		"	10.0		102	81-118					
2-Hexanone	8.35		"	10.0		83.5	50-151					
4-Chlorotoluene	10.2		"	10.0		102	81-117					
Acetone	6.22		"	10.0		62.2	21-172					
Benzene	10.4		"	10.0		104	82-120					
Bromobenzene	9.52		"	10.0		95.2	82-119					
Bromochloromethane	9.05		"	10.0		90.5	69-125					
Bromodichloromethane	10.9		"	10.0		109	84-117					
Bromoform	10.4		"	10.0		104	77-130					
Bromomethane	12.2		"	10.0		122	16-162					
Carbon tetrachloride	12.2		"	10.0		122	72-132					
Chlorobenzene	10.3		"	10.0		103	88-112					
Chloroethane	10.7		"	10.0		107	29-172					
Chloroform	10.9		"	10.0		109	77-124					
Chloromethane	9.27		"	10.0		92.7	37-131					
cis-1,2-Dichloroethylene	10.5		"	10.0		105	77-124					
cis-1,3-Dichloropropylene	10.4		"	10.0		104	81-117					
Dibromochloromethane	10.8		"	10.0		108	72-131					
Dibromomethane	9.57		"	10.0		95.7	85-116					
Dichlorodifluoromethane	9.27		"	10.0		92.7	47-152					
Ethyl Benzene	10.0		"	10.0		100	86-114					
Hexachlorobutadiene	8.95		"	10.0		89.5	68-139					
Isopropylbenzene	10.6		"	10.0		106	84-118					
Methyl tert-butyl ether (MTBE)	10.6		"	10.0		106	49-156					
Methylene chloride	8.90		"	10.0		89.0	51-145					
Naphthalene	9.69		"	10.0		96.9	67-141					
n-Butylbenzene	10.1		"	10.0		101	76-125					
n-Propylbenzene	10.3		"	10.0		103	84-118					
o-Xylene	9.94		"	10.0		99.4	85-114					



Volatile Organic Compounds by GC/MS - Quality Control Data

York Analytical Laboratories, Inc.

Analyte	Result	Reporting Limit	Units	Spike Level	Source* Result	%REC	%REC Limits	Flag	RPD	RPD Limit	Flag
---------	--------	-----------------	-------	-------------	----------------	------	-------------	------	-----	-----------	------

Batch BD41336 - EPA 5030B

LCS (BD41336-BS1)

Prepared & Analyzed: 04/25/2014

p- & m- Xylenes	19.9		ug/L	20.0		99.7	84-117				
p-Isopropyltoluene	10.4		"	10.0		104	84-121				
sec-Butylbenzene	10.5		"	10.0		105	85-119				
Styrene	9.94		"	10.0		99.4	77-126				
tert-Butylbenzene	10.6		"	10.0		106	83-119				
Tetrachloroethylene	10.9		"	10.0		109	75-129				
Toluene	9.68		"	10.0		96.8	86-113				
trans-1,2-Dichloroethylene	11.6		"	10.0		116	55-148				
trans-1,3-Dichloropropylene	10.4		"	10.0		104	77-120				
Trichloroethylene	10.5		"	10.0		105	85-115				
Trichlorofluoromethane	12.8		"	10.0		128	69-131				
Vinyl Chloride	10.5		"	10.0		105	44-152				
Surrogate: 1,2-Dichloroethane-d4	11.0		"	10.0		110	81-123				
Surrogate: p-Bromofluorobenzene	10.2		"	10.0		102	70-128				
Surrogate: Toluene-d8	9.93		"	10.0		99.3	88-114				

LCS Dup (BD41336-BSD1)

Prepared & Analyzed: 04/25/2014

1,1,1,2-Tetrachloroethane	10.3		ug/L	10.0		103	85-118		1.54	30	
1,1,1-Trichloroethane	11.2		"	10.0		112	74-128		7.31	30	
1,1,2,2-Tetrachloroethane	9.38		"	10.0		93.8	71-130		6.20	30	
1,1,2-Trichloro-1,2,2-trifluoroethane (Freon 113)	11.8		"	10.0		118	51-157		11.1	30	
1,1,2-Trichloroethane	9.56		"	10.0		95.6	80-122		5.10	30	
1,1-Dichloroethane	10.4		"	10.0		104	70-131		0.962	30	
1,1-Dichloroethylene	10.5		"	10.0		105	60-143		7.58	30	
1,1-Dichloropropylene	10.6		"	10.0		106	78-122		2.25	30	
1,2,3-Trichlorobenzene	8.78		"	10.0		87.8	68-140		0.455	30	
1,2,3-Trichloropropane	10.2		"	10.0		102	77-125		1.26	30	
1,2,4-Trichlorobenzene	8.98		"	10.0		89.8	65-143		2.42	30	
1,2,4-Trimethylbenzene	10.3		"	10.0		103	83-121		1.37	30	
1,2-Dibromo-3-chloropropane	9.04		"	10.0		90.4	60-146		106	30	Non-dir.
1,2-Dibromoethane	10.1		"	10.0		101	82-122		4.36	30	
1,2-Dichlorobenzene	8.86		"	10.0		88.6	85-115		2.34	30	
1,2-Dichloroethane	10.3		"	10.0		103	72-126		6.20	30	
1,2-Dichloropropane	9.52		"	10.0		95.2	78-119		0.315	30	
1,3,5-Trimethylbenzene	10.9		"	10.0		109	84-118		0.366	30	
1,3-Dichlorobenzene	9.90		"	10.0		99.0	83-117		0.504	30	
1,3-Dichloropropane	9.39		"	10.0		93.9	79-121		8.27	30	
1,4-Dichlorobenzene	9.69		"	10.0		96.9	83-118		0.206	30	
2,2-Dichloropropane	10.5		"	10.0		105	60-135		9.00	30	
2-Chlorotoluene	10.3		"	10.0		103	81-118		0.780	30	
2-Hexanone	7.89		"	10.0		78.9	50-151		5.67	30	
4-Chlorotoluene	10.2		"	10.0		102	81-117		0.687	30	
Acetone	5.95		"	10.0		59.5	21-172		4.44	30	
Benzene	10.1		"	10.0		101	82-120		2.74	30	
Bromobenzene	10.3		"	10.0		103	82-119		8.26	30	
Bromochloromethane	8.58		"	10.0		85.8	69-125		5.33	30	
Bromodichloromethane	10.4		"	10.0		104	84-117		4.41	30	
Bromoform	9.85		"	10.0		98.5	77-130		5.72	30	
Bromomethane	12.3		"	10.0		123	16-162		0.816	30	
Carbon tetrachloride	11.3		"	10.0		113	72-132		8.07	30	
Chlorobenzene	10.2		"	10.0		102	88-112		1.36	30	
Chloroethane	10.8		"	10.0		108	29-172		0.931	30	



Volatile Organic Compounds by GC/MS - Quality Control Data

York Analytical Laboratories, Inc.


Analyte	Result	Reporting Limit	Units	Spike Level	Source* Result	%REC	%REC Limits	Flag	RPD	RPD Limit	Flag
---------	--------	-----------------	-------	-------------	----------------	------	-------------	------	-----	-----------	------

Batch BD41336 - EPA 5030B

LCS Dup (BD41336-BSD1)

Prepared & Analyzed: 04/25/2014

Chloroform	10.6		ug/L	10.0		106	77-124		2.69	30	
Chloromethane	8.49		"	10.0		84.9	37-131		8.78	30	
cis-1,2-Dichloroethylene	9.95		"	10.0		99.5	77-124		5.00	30	
cis-1,3-Dichloropropylene	10.2		"	10.0		102	81-117		1.75	30	
Dibromochloromethane	10.7		"	10.0		107	72-131		0.464	30	
Dibromomethane	9.11		"	10.0		91.1	85-116		4.93	30	
Dichlorodifluoromethane	7.87		"	10.0		78.7	47-152		16.3	30	
Ethyl Benzene	10.0		"	10.0		100	86-114		0.0997	30	
Hexachlorobutadiene	8.91		"	10.0		89.1	68-139		0.448	30	
Isopropylbenzene	10.6		"	10.0		106	84-118		0.661	30	
Methyl tert-butyl ether (MTBE)	9.62		"	10.0		96.2	49-156		9.69	30	
Methylene chloride	8.95		"	10.0		89.5	51-145		0.560	30	
Naphthalene	9.36		"	10.0		93.6	67-141		3.46	30	
n-Butylbenzene	10.2		"	10.0		102	76-125		0.890	30	
n-Propylbenzene	10.2		"	10.0		102	84-118		0.488	30	
o-Xylene	9.97		"	10.0		99.7	85-114		0.301	30	
p- & m- Xylenes	20.0		"	20.0		100	84-117		0.350	30	
p-Isopropyltoluene	10.4		"	10.0		104	84-121		0.00	30	
sec-Butylbenzene	10.3		"	10.0		103	85-119		1.82	30	
Styrene	9.97		"	10.0		99.7	77-126		0.301	30	
tert-Butylbenzene	10.4		"	10.0		104	83-119		1.24	30	
Tetrachloroethylene	10.6		"	10.0		106	75-129		2.69	30	
Toluene	9.57		"	10.0		95.7	86-113		1.14	30	
trans-1,2-Dichloroethylene	11.0		"	10.0		110	55-148		5.29	30	
trans-1,3-Dichloropropylene	9.94		"	10.0		99.4	77-120		4.23	30	
Trichloroethylene	10.4		"	10.0		104	85-115		0.575	30	
Trichlorofluoromethane	11.9		"	10.0		119	69-131		7.94	30	
Vinyl Chloride	9.41		"	10.0		94.1	44-152		11.2	30	
<i>Surrogate: 1,2-Dichloroethane-d4</i>	<i>10.4</i>		<i>"</i>	<i>10.0</i>		<i>104</i>	<i>81-123</i>				
<i>Surrogate: p-Bromofluorobenzene</i>	<i>10.7</i>		<i>"</i>	<i>10.0</i>		<i>107</i>	<i>70-128</i>				
<i>Surrogate: Toluene-d8</i>	<i>10.3</i>		<i>"</i>	<i>10.0</i>		<i>103</i>	<i>88-114</i>				



Volatile Organic Compounds by GC/MS - Quality Control Data

York Analytical Laboratories, Inc.

Analyte	Result	Reporting Limit	Units	Spike Level	Source* Result	%REC	%REC Limits	Flag	RPD	RPD Limit	Flag
---------	--------	-----------------	-------	-------------	----------------	------	-------------	------	-----	-----------	------

Batch BD41459 - EPA 5030B

Blank (BD41459-BLK1)

Prepared & Analyzed: 04/29/2014

1,1,1,2-Tetrachloroethane	ND	0.50	ug/L								
1,1,1-Trichloroethane	ND	0.50	"								
1,1,2,2-Tetrachloroethane	ND	0.50	"								
1,1,2-Trichloro-1,2,2-trifluoroethane (Freon 113)	ND	0.50	"								
1,1,2-Trichloroethane	ND	0.50	"								
1,1-Dichloroethane	ND	0.50	"								
1,1-Dichloroethylene	ND	0.50	"								
1,1-Dichloropropylene	ND	0.50	"								
1,2,3-Trichlorobenzene	0.91	0.50	"								
1,2,3-Trichloropropane	ND	0.50	"								
1,2,4-Trichlorobenzene	0.74	0.50	"								
1,2,4-Trimethylbenzene	0.20	0.50	"								
1,2-Dibromo-3-chloropropane	ND	0.50	"								
1,2-Dibromoethane	ND	0.50	"								
1,2-Dichlorobenzene	ND	0.50	"								
1,2-Dichloroethane	ND	0.50	"								
1,2-Dichloropropane	ND	0.50	"								
1,3,5-Trimethylbenzene	ND	0.50	"								
1,3-Dichlorobenzene	ND	0.50	"								
1,3-Dichloropropane	ND	0.50	"								
1,4-Dichlorobenzene	0.22	0.50	"								
2,2-Dichloropropane	ND	0.50	"								
2-Chlorotoluene	ND	0.50	"								
2-Hexanone	ND	0.50	"								
4-Chlorotoluene	ND	0.50	"								
Acetone	4.5	2.0	"								
Benzene	ND	0.50	"								
Bromobenzene	ND	0.50	"								
Bromochloromethane	ND	0.50	"								
Bromodichloromethane	ND	0.50	"								
Bromoform	ND	0.50	"								
Bromomethane	ND	0.50	"								
Carbon tetrachloride	ND	0.50	"								
Chlorobenzene	ND	0.50	"								
Chloroethane	ND	0.50	"								
Chloroform	ND	0.50	"								
Chloromethane	ND	0.50	"								
cis-1,2-Dichloroethylene	ND	0.50	"								
cis-1,3-Dichloropropylene	ND	0.50	"								
Dibromochloromethane	ND	0.50	"								
Dibromomethane	ND	0.50	"								
Dichlorodifluoromethane	ND	0.50	"								
Ethyl Benzene	ND	0.50	"								
Hexachlorobutadiene	0.63	0.50	"								
Isopropylbenzene	ND	0.50	"								
Methyl tert-butyl ether (MTBE)	ND	0.50	"								
Methylene chloride	1.1	2.0	"								
Naphthalene	1.1	2.0	"								
n-Butylbenzene	0.43	0.50	"								
n-Propylbenzene	ND	0.50	"								
o-Xylene	ND	0.50	"								



**Volatile Organic Compounds by GC/MS - Quality Control Data**

**York Analytical Laboratories, Inc.**

Analyte	Result	Reporting	Units	Spike	Source*	%REC	%REC	Limits	Flag	RPD	Flag
		Limit			Result					Limit	

**Batch BD41459 - EPA 5030B**

**Blank (BD41459-BLK1)**

Prepared & Analyzed: 04/29/2014

p- & m- Xylenes	ND	1.0	ug/L								
p-Isopropyltoluene	0.29	0.50	"								
sec-Butylbenzene	0.28	0.50	"								
Styrene	ND	0.50	"								
tert-Butylbenzene	ND	0.50	"								
Tetrachloroethylene	ND	0.50	"								
Toluene	ND	0.50	"								
trans-1,2-Dichloroethylene	ND	0.50	"								
trans-1,3-Dichloropropylene	ND	0.50	"								
Trichloroethylene	ND	0.50	"								
Trichlorofluoromethane	ND	0.50	"								
Vinyl Chloride	ND	0.50	"								
Xylenes, Total	ND	1.5	"								
<i>Surrogate: 1,2-Dichloroethane-d4</i>	8.27		"	10.0		82.7		81-123			
<i>Surrogate: p-Bromofluorobenzene</i>	9.98		"	10.0		99.8		70-128			
<i>Surrogate: Toluene-d8</i>	9.53		"	10.0		95.3		88-114			

**LCS (BD41459-BS1)**

Prepared & Analyzed: 04/29/2014

1,1,1,2-Tetrachloroethane	10.3		ug/L	10.0		103		85-118			
1,1,1-Trichloroethane	10.6		"	10.0		106		74-128			
1,1,2,2-Tetrachloroethane	10.9		"	10.0		109		71-130			
1,1,2-Trichloro-1,2,2-trifluoroethane (Freon 113)	11.6		"	10.0		116		51-157			
1,1,2-Trichloroethane	10.8		"	10.0		108		80-122			
1,1-Dichloroethane	11.2		"	10.0		112		70-131			
1,1-Dichloroethylene	11.2		"	10.0		112		60-143			
1,1-Dichloropropylene	11.8		"	10.0		118		78-122			
1,2,3-Trichlorobenzene	8.84		"	10.0		88.4		68-140			
1,2,3-Trichloropropane	11.3		"	10.0		113		77-125			
1,2,4-Trichlorobenzene	9.15		"	10.0		91.5		65-143			
1,2,4-Trimethylbenzene	10.4	0.50	"					83-121			
1,2-Dibromo-3-chloropropane	7.13		"	10.0		71.3		60-146			
1,2-Dibromoethane	9.91		"	10.0		99.1		82-122			
1,2-Dichlorobenzene	8.68		"	10.0		86.8		85-115			
1,2-Dichloroethane	9.25		"	10.0		92.5		72-126			
1,2-Dichloropropane	10.3		"	10.0		103		78-119			
1,3,5-Trimethylbenzene	9.95		"	10.0		99.5		84-118			
1,3-Dichlorobenzene	10.2		"	10.0		102		83-117			
1,3-Dichloropropane	10.3		"	10.0		103		79-121			
1,4-Dichlorobenzene	10.3		"	10.0		103		83-118			
2,2-Dichloropropane	11.1		"	10.0		111		60-135			
2-Chlorotoluene	10.0		"	10.0		100		81-118			
2-Hexanone	8.84		"	10.0		88.4		50-151			
4-Chlorotoluene	9.94		"	10.0		99.4		81-117			
Acetone	9.76		"	10.0		97.6		21-172			
Benzene	12.2		"	10.0		122		82-120	High Bias		
Bromobenzene	10.4		"	10.0		104		82-119			
Bromochloromethane	10.8		"	10.0		108		69-125			
Bromodichloromethane	9.57		"	10.0		95.7		84-117			
Bromoform	10.2		"	10.0		102		77-130			
Bromomethane	14.4		"	10.0		144		16-162			
Carbon tetrachloride	10.9		"	10.0		109		72-132			
Chlorobenzene	10.3		"	10.0		103		88-112			



Volatile Organic Compounds by GC/MS - Quality Control Data

York Analytical Laboratories, Inc.

Analyte	Result	Reporting	Units	Spike	Source*	%REC	%REC	Limits	Flag	RPD	RPD	Limit	Flag
		Limit			Result					Limit			

Batch BD41459 - EPA 5030B

LCS (BD41459-BS1)

Prepared & Analyzed: 04/29/2014

Chloroethane	12.4		ug/L	10.0		124	29-172						
Chloroform	10.7		"	10.0		107	77-124						
Chloromethane	12.1		"	10.0		121	37-131						
cis-1,2-Dichloroethylene	11.0		"	10.0		110	77-124						
cis-1,3-Dichloropropylene	11.0		"	10.0		110	81-117						
Dibromochloromethane	10.2		"	10.0		102	72-131						
Dibromomethane	11.0		"	10.0		110	85-116						
Dichlorodifluoromethane	10.2		"	10.0		102	47-152						
Ethyl Benzene	10.3		"	10.0		103	86-114						
Hexachlorobutadiene	8.56		"	10.0		85.6	68-139						
Isopropylbenzene	10.6		"	10.0		106	84-118						
Methyl tert-butyl ether (MTBE)	11.3		"	10.0		113	49-156						
Methylene chloride	12.3		"	10.0		123	51-145						
Naphthalene	9.89		"	10.0		98.9	67-141						
n-Butylbenzene	9.78		"	10.0		97.8	76-125						
n-Propylbenzene	10.4		"	10.0		104	84-118						
o-Xylene	9.59		"	10.0		95.9	85-114						
p- & m- Xylenes	19.7		"	20.0		98.7	84-117						
p-Isopropyltoluene	10.3		"	10.0		103	84-121						
sec-Butylbenzene	10.5		"	10.0		105	85-119						
Styrene	9.59		"	10.0		95.9	77-126						
tert-Butylbenzene	10.4		"	10.0		104	83-119						
Tetrachloroethylene	10.7		"	10.0		107	75-129						
Toluene	10.8		"	10.0		108	86-113						
trans-1,2-Dichloroethylene	11.5		"	10.0		115	55-148						
trans-1,3-Dichloropropylene	10.2		"	10.0		102	77-120						
Trichloroethylene	10.8		"	10.0		108	85-115						
Trichlorofluoromethane	10.4		"	10.0		104	69-131						
Vinyl Chloride	12.4		"	10.0		124	44-152						
Surrogate: 1,2-Dichloroethane-d4	8.77		"	10.0		87.7	81-123						
Surrogate: p-Bromofluorobenzene	9.80		"	10.0		98.0	70-128						
Surrogate: Toluene-d8	9.68		"	10.0		96.8	88-114						



Volatile Organic Compounds by GC/MS - Quality Control Data

York Analytical Laboratories, Inc.

Analyte	Result	Reporting Limit	Units	Spike Level	Source* Result	%REC	%REC Limits	Flag	RPD	RPD Limit	Flag
<b>Batch BD41459 - EPA 5030B</b>											
<b>LCS Dup (BD41459-BSD1)</b>											
Prepared & Analyzed: 04/29/2014											
1,1,1,2-Tetrachloroethane	10.2		ug/L	10.0		102	85-118		0.0975	30	
1,1,1-Trichloroethane	10.8		"	10.0		108	74-128		1.59	30	
1,1,2,2-Tetrachloroethane	11.2		"	10.0		112	71-130		2.90	30	
1,1,2-Trichloro-1,2,2-trifluoroethane (Freon 113)	11.8		"	10.0		118	51-157		1.71	30	
1,1,2-Trichloroethane	10.8		"	10.0		108	80-122		0.370	30	
1,1-Dichloroethane	11.4		"	10.0		114	70-131		1.86	30	
1,1-Dichloroethylene	11.4		"	10.0		114	60-143		2.30	30	
1,1-Dichloropropylene	12.0		"	10.0		120	78-122		1.59	30	
1,2,3-Trichlorobenzene	9.97		"	10.0		99.7	68-140		12.0	30	
1,2,3-Trichloropropane	10.7		"	10.0		107	77-125		5.08	30	
1,2,4-Trichlorobenzene	9.77		"	10.0		97.7	65-143		6.55	30	
1,2,4-Trimethylbenzene	10.5	0.50	"				83-121		1.24	30	
1,2-Dibromo-3-chloropropane	7.33		"	10.0		73.3	60-146		2.77	30	
1,2-Dibromoethane	10.9		"	10.0		109	82-122		9.24	30	
1,2-Dichlorobenzene	10.9		"	10.0		109	85-115		22.3	30	
1,2-Dichloroethane	10.0		"	10.0		100	72-126		7.79	30	
1,2-Dichloropropane	10.5		"	10.0		105	78-119		2.03	30	
1,3,5-Trimethylbenzene	10.1		"	10.0		101	84-118		1.40	30	
1,3-Dichlorobenzene	10.5		"	10.0		105	83-117		2.61	30	
1,3-Dichloropropane	10.9		"	10.0		109	79-121		5.00	30	
1,4-Dichlorobenzene	10.4		"	10.0		104	83-118		1.45	30	
2,2-Dichloropropane	11.2		"	10.0		112	60-135		0.898	30	
2-Chlorotoluene	10.2		"	10.0		102	81-118		1.19	30	
2-Hexanone	9.13		"	10.0		91.3	50-151		3.23	30	
4-Chlorotoluene	10.1		"	10.0		101	81-117		1.99	30	
Acetone	12.0		"	10.0		120	21-172		21.0	30	
Benzene	12.3		"	10.0		123	82-120	High Bias	0.897	30	
Bromobenzene	11.0		"	10.0		110	82-119		4.95	30	
Bromochloromethane	11.3		"	10.0		113	69-125		4.62	30	
Bromodichloromethane	9.65		"	10.0		96.5	84-117		0.832	30	
Bromoform	10.6		"	10.0		106	77-130		4.05	30	
Bromomethane	15.3		"	10.0		153	16-162		6.12	30	
Carbon tetrachloride	10.7		"	10.0		107	72-132		2.41	30	
Chlorobenzene	10.6		"	10.0		106	88-112		2.68	30	
Chloroethane	11.6		"	10.0		116	29-172		7.07	30	
Chloroform	10.7		"	10.0		107	77-124		0.0933	30	
Chloromethane	12.5		"	10.0		125	37-131		3.10	30	
cis-1,2-Dichloroethylene	11.2		"	10.0		112	77-124		2.44	30	
cis-1,3-Dichloropropylene	10.9		"	10.0		109	81-117		0.547	30	
Dibromochloromethane	10.4		"	10.0		104	72-131		2.13	30	
Dibromomethane	10.5		"	10.0		105	85-116		4.39	30	
Dichlorodifluoromethane	10.1		"	10.0		101	47-152		0.688	30	
Ethyl Benzene	10.3		"	10.0		103	86-114		0.292	30	
Hexachlorobutadiene	8.91		"	10.0		89.1	68-139		4.01	30	
Isopropylbenzene	10.6		"	10.0		106	84-118		0.567	30	
Methyl tert-butyl ether (MTBE)	11.6		"	10.0		116	49-156		2.37	30	
Methylene chloride	13.8		"	10.0		138	51-145		11.3	30	
Naphthalene	10.7		"	10.0		107	67-141		7.59	30	
n-Butylbenzene	9.97		"	10.0		99.7	76-125		1.92	30	
n-Propylbenzene	10.5		"	10.0		105	84-118		0.766	30	
o-Xylene	9.79		"	10.0		97.9	85-114		2.06	30	



**Volatile Organic Compounds by GC/MS - Quality Control Data**

**York Analytical Laboratories, Inc.**

Analyte	Result	Reporting	Units	Spike Level	Source*	%REC	%REC Limits	Flag	RPD	RPD	Flag
		Limit			Result					Limit	

**Batch BD41459 - EPA 5030B**

**LCS Dup (BD41459-BSD1)**

Prepared & Analyzed: 04/29/2014

p- & m- Xylenes	19.8		ug/L	20.0		99.1	84-117		0.404	30
p-Isopropyltoluene	10.3		"	10.0		103	84-121		0.292	30
sec-Butylbenzene	10.5		"	10.0		105	85-119		0.286	30
Styrene	9.79		"	10.0		97.9	77-126		2.06	30
tert-Butylbenzene	10.4		"	10.0		104	83-119		0.192	30
Tetrachloroethylene	10.8		"	10.0		108	75-129		0.186	30
Toluene	11.0		"	10.0		110	86-113		1.75	30
trans-1,2-Dichloroethylene	11.6		"	10.0		116	55-148		1.56	30
trans-1,3-Dichloropropylene	10.5		"	10.0		105	77-120		3.19	30
Trichloroethylene	10.9		"	10.0		109	85-115		1.38	30
Trichlorofluoromethane	10.3		"	10.0		103	69-131		0.969	30
Vinyl Chloride	12.0		"	10.0		120	44-152		3.93	30
<i>Surrogate: 1,2-Dichloroethane-d4</i>	<i>8.41</i>		<i>"</i>	<i>10.0</i>		<i>84.1</i>	<i>81-123</i>			
<i>Surrogate: p-Bromofluorobenzene</i>	<i>9.94</i>		<i>"</i>	<i>10.0</i>		<i>99.4</i>	<i>70-128</i>			
<i>Surrogate: Toluene-d8</i>	<i>9.79</i>		<i>"</i>	<i>10.0</i>		<i>97.9</i>	<i>88-114</i>			



**Metals by ICP - Quality Control Data**  
**York Analytical Laboratories, Inc.**

Analyte	Result	Reporting Limit	Units	Spike Level	Source* Result	%REC	%REC Limits	Flag	RPD	RPD Limit	Flag
<b>Batch BD41256 - EPA 3010A</b>											
<b>Blank (BD41256-BLK1)</b>										Prepared & Analyzed: 04/25/2014	
Iron - Dissolved	ND	0.0200	mg/L								
<b>Duplicate (BD41256-DUP1)</b>										*Source sample: 14D0980-01 (WQ042114:1310NP2-10) Prepared & Analyzed: 04/25/2014	
Iron - Dissolved	0.0998	0.0200	mg/L		0.0990				0.807	20	
<b>Matrix Spike (BD41256-MS1)</b>										*Source sample: 14D0980-01 (WQ042114:1310NP2-10) Prepared & Analyzed: 04/25/2014	
Iron - Dissolved	1.16	0.0200	mg/L	1.00	0.0990	106	75-125				
<b>Reference (BD41256-SRM1)</b>										Prepared & Analyzed: 04/25/2014	
Iron - Dissolved	0.361	0.0200	mg/L	0.322		112	87.3-115				
<b>Batch BD41257 - EPA 3010A</b>											
<b>Blank (BD41257-BLK1)</b>										Prepared & Analyzed: 04/25/2014	
Iron	ND	0.0200	mg/L								
<b>Reference (BD41257-SRM1)</b>										Prepared & Analyzed: 04/25/2014	
Iron	0.354	0.0200	mg/L	0.322		110	87.3-115				



Miscellaneous Physical Parameters - Quality Control Data

York Analytical Laboratories, Inc.

Analyte	Result	Reporting Limit	Units	Spike Level	Source* Result	%REC	%REC Limits	Flag	RPD	RPD Limit	Flag
---------	--------	--------------------	-------	----------------	-------------------	------	----------------	------	-----	--------------	------

**Batch BD41374 - % Solids Prep**

**Blank (BD41374-BLK1)**

Prepared & Analyzed: 04/28/2014

Total Dissolved Solids	ND	1.00	mg/L								
------------------------	----	------	------	--	--	--	--	--	--	--	--



### Volatile Analysis Sample Containers

Lab ID	Client Sample ID	Volatile Sample Container
14D0979-01	WQ042114:1300NP2-6	40mL Clear Vial (pre-pres.) HCl; Cool to 4° C
14D0979-02	WQ042114:1305NP2-7	40mL Clear Vial (pre-pres.) HCl; Cool to 4° C
14D0980-01	WQ042114:1310NP2-10	40mL Clear Vial (pre-pres.) HCl; Cool to 4° C



## Notes and Definitions

- QL-02 This LCS analyte is outside Laboratory Recovery limits due the analyte behavior using the referenced method. The reference method has certain limitations with respect to analytes of this nature.
- J Detected below the Reporting Limit but greater than or equal to the Method Detection Limit (MDL/LOD) or in the case of a TIC, the result is an estimated concentration.
- B Analyte is found in the associated analysis batch blank. For volatiles, methylene chloride and acetone are common lab contaminants. Data users should consider anything <10x the blank value as artifact.

- 
- \* Analyte is not certified or the state of the samples origination does not offer certification for the Analyte.
- ND NOT DETECTED - the analyte is not detected at the Reported to level (LOQ/RL or LOD/MDL)
- RL REPORTING LIMIT - the minimum reportable value based upon the lowest point in the analyte calibration curve.
- LOQ LIMIT OF QUANTITATION - the minimum concentration of a target analyte that can be reported within a specified degree of confidence. This is the lowest point in an analyte calibration curve that has been subjected to all steps of the processing/analysis and verified to meet defined criteria. This is based upon NELAC 2009 Standards and applies to all analyses.
- LOD LIMIT OF DETECTION - a verified estimate of the minimum concentration of a substance in a given matrix that an analytical process can reliably detect. This is based upon NELAC 2009 Standards and applies to all analyses conducted under the auspices of EPA SW-846.
- MDL METHOD DETECTION LIMIT - a statistically derived estimate of the minimum amount of a substance an analytical system can reliably detect with a 99% confidence that the concentration of the substance is greater than zero. This is based upon 40 CFR Part 136 Appendix B and applies only to EPA 600 and 200 series methods.
- Reported to This indicates that the data for a particular analysis is reported to either the LOD/MDL, or the LOQ/RL. In cases where the "Reported to" is located above the LOD/MDL, any value between this and the LOQ represents an estimated value which is "J" flagged accordingly. This applies to volatile and semi-volatile target compounds only.
- NR Not reported
- RPD Relative Percent Difference
- Wet The data has been reported on an as-received (wet weight) basis
- Low Bias Low Bias flag indicates that the recovery of the flagged analyte is below the laboratory or regulatory lower control limit. The data user should take note that this analyte may be biased low but should evaluate multiple lines of evidence including the LCS and site-specific MS/MSD data to draw bias conclusions. In cases where no site-specific MS/MSD was requested, only the LCS data can be used to evaluate such bias.
- High Bias High Bias flag indicates that the recovery of the flagged analyte is above the laboratory or regulatory upper control limit. The data user should take note that this analyte may be biased high but should evaluate multiple lines of evidence including the LCS and site-specific MS/MSD data to draw bias conclusions. In cases where no site-specific MS/MSD was requested, only the LCS data can be used to evaluate such bias.
- Non-Dir. Non-dir. flag (Non-Directional Bias ) indicates that the Relative Percent Difference (RPD) (a measure of precision) among the MS and MSD data is outside the laboratory or regulatory control limit. This alerts the data user where the MS and MSD are from site-specific samples that the RPD is high due to either non-homogeneous distribution of target analyte between the MS/MSD or indicates poor reproducibility for other reasons.

If EPA SW-846 method 8270 is included herein it is noted that the target compound N-nitrosodiphenylamine (NDPA) decomposes in the gas chromatographic inlet and cannot be separated from diphenylamine (DPA). These results could actually represent 100% DPA, 100% NDPA or some combination of the two. For this reason, York reports the combined result for n-nitrosodiphenylamine and diphenylamine for either of these compounds as a combined concentration as Diphenylamine.

If Total PCBs are detected and the target aroclors reported are "Not detected", the Total PCB value is reported due to the presence of either or both Aroclors 1262 and 1268 which are non-target aroclors for some regulatory lists.

2-chloroethylvinyl ether readily breaks down under acidic conditions. Samples that are acid preserved, including standards will exhibit breakdown. The data user should take note.

Certification for pH is no longer offered by NYDOH ELAP.

Semi-Volatile and Volatile analyses are reported down to the LOD/MDL, with values between the LOD/MDL and the LOQ being "J" flagged as estimated results.

**YORK**

ANALYTICAL LABORATORIES, INC.

120 RESEARCH DR. STRATFORD, CT 06615  
(203) 325-1371 FAX (203) 357-0166

# Field Chain-of-Custody Record

Page 1 of 1

NOTE: York's Std. Terms & Conditions are listed on the back side of this document. This document serves as your written authorization to York to proceed with the analyses requested and your signature binds you to York's Std. Terms & Conditions.

York Project No. 14D0979

<b>YOUR Information</b> Company: <u>LBG</u> Address: <u>4 Research Dr Suite 301 Shelton CT 06484</u> Phone No. <u>203-929-8555</u> Contact Person: <u>Tunde Sandor</u> E-Mail Address: <u>TSandor@lbbct.com</u>	<b>Report To:</b> Company: <u>Same</u> Address: _____ Phone No. _____ Attention: _____ E-Mail Address: _____	<b>Invoice To:</b> Company: <u>Same</u> Address: _____ Phone No. _____ Attention: _____ E-Mail Address: _____	<b>YOUR Project ID</b> <u>Rewe Industries</u> Purchase Order No. <u>NAB-5A6</u> Samples from: CT <u>NY</u> X NJ	<b>Turn-Around Time</b> RUSH - Same Day <input type="checkbox"/> RUSH - Next Day <input type="checkbox"/> RUSH - Two Day <input type="checkbox"/> RUSH - Three Day <input type="checkbox"/> RUSH - Four Day <input type="checkbox"/> Standard (5-7 Days) <input checked="" type="checkbox"/>	<b>Report Type</b> Summary Report <u>X</u> pdf Summary w/ QA summary <u>X</u> pdf CT RCP Package CIRCP DQADUE.Pkg NY ASP A Package NY ASP B Package <u>NI 2-10 only</u> pdf NJDEP Red. Deliv. <u>Electronic Data Deliverables (EDD)</u> Simple Excel <u>X</u> NYSDEC EQ/LS EQ/LS (std) EZ-EDD (EQ/LS) NJDEP SRP HazSite EDD GIS/KEY (std) Other _____ York Regulatory Comparison Excel Spreadsheet Compare to the following Regs. (Please fill in):
--	---	--	--	--	---

<b>Volatiles</b> 8260 fill 624 STARS list BTEX MTBE TCL list TAGM list CT RCP list Arom. only Halog. only App. IX list 8021B list	<b>Semi-Vols. / Pest Control</b> 8270 or 625 STARS list BN Only Acids Only PAH list TAGM list CT RCP list TCL list NJDEP list App. IX SRLP/TCLP	<b>Misc. Org</b> TPH GRO TPH DRO CT ETPH NY 310-13 TPH 1664 Air TO14A Air TO15 Air STARS Air VPH Air TICs Methane Heliogen	<b>Full Lists</b> Pr. Poll. TCL Ogates TAL MetCN Full TCLP Full App. IX Part 300-Route Part 300-Route Part 300-Route Part 300-Route NYDEP TAGM Silica	<b>Misc.</b> Corrosivity Reactivity Ignitability Flash Point Sterile Anal. Heterotrophs TOX BTU/Bh. Aqueous Tox NYDEP TOC Asbestos Silica
---	--	--	---	--

<b>Sample Matrix</b> S - soil Other - specify (oil, etc) WW - wastewater GW - groundwater DW - drinking water Air-A - ambient air Air-SV - soil vapor	<b>Date Sampled</b> 4/21/14 1300 1305 1310	<b>Sample Identification</b> WQ042114:1300 NP2-6 WQ042114:1305 NP2-7 WQ042114:1310 NP2-10	<b>Choose Analyses Needed from the Menu Above and Enter Below</b> Fe by EPA 800.71 Fe, Dissolved by EPA 6010 (SW 846-6010B) / VCLs, P260 list (EPA SW 845-8260B) plus Fe on 113 Fe by EPA 800.71 Fe, Dissolved by EPA 6010 (SW 846-6010B) / VCLs P260 list (EPA SW 845-8260B) plus Fe on 113 / TDS (9H 25-40C)	<b>Container Description(s)</b> 3V 2E 3V 2E 3V 3A	<b>Temperature on Receipt</b> 3.6 °C
--	---	--	--	--	---

# Field Chain-of-Custody Record


NOTE: York's Std. Terms & Conditions are listed on the back side of this document. This document serves as your written authorization to York to proceed with the analyses requested and your signature binds you to York's Std. Terms & Conditions.

<b>YOUR INFORMATION</b> Company: <u>LBG</u> Address: <u>4 Research Dr. Suite 301</u> <u>Shelton, CT 06484</u> Phone No. <u>203-929-8555</u> Contact Person: <u>Tonde Sandor</u> E-Mail Address: <u>TSandor@lbbct.com</u>		<b>Report To:</b> Company: <u>Same</u> Address: _____ Phone No. _____ Attention: _____ E-Mail Address: _____		<b>Invoice To:</b> Company: <u>Same</u> Address: _____ Phone No. _____ Attention: _____ E-Mail Address: _____		<b>YOUR PROJECT ID</b> Turn-Around Time: <input type="checkbox"/> Rush - Same Day <input type="checkbox"/> Rush - Next Day <input type="checkbox"/> Rush - Two Day <input type="checkbox"/> Rush - Three Day <input type="checkbox"/> Rush - Four Day Standard (5-7 Days) <input checked="" type="checkbox"/>		<b>YOUR PROJECT ID</b> Turn-Around Time: <input type="checkbox"/> Rush - Same Day <input type="checkbox"/> Rush - Next Day <input type="checkbox"/> Rush - Two Day <input type="checkbox"/> Rush - Three Day <input type="checkbox"/> Rush - Four Day Standard (5-7 Days) <input checked="" type="checkbox"/>		<b>Report Type</b> Summary Report <input checked="" type="checkbox"/> Summary w/ QA Summary <input checked="" type="checkbox"/> CT RCP Package CIRCP DQADUE Pkg NY ASP A Package NY ASP B Package <u>NY 2-10 only</u> NJDEP Red. Deliv. Electronic Data Deliverables (EDD)	
<b>Matrix Codes</b> S - soil Other - specify (oil, etc) WW - wastewater GW - groundwater DW - drinking water Air-A - ambient air Air-SV - soil vapor		<b>Volatiles</b> 8260 full 624 STARS list BTEX MTBE TCL list TAGM list CT RCP list Arom. only Halog only App. IX list 8021B list		<b>Semi-Vols. Pesticides</b> 8270 or 625 STARS list BN Only PAH list TAGM list CT RCP list NDEP list App. IX SFLP or TCLP 608 PCB		<b>Misc. Org. Full Lists</b> TPH ORO TPH DR0 CT ETPH NY 310-13 TPH 1664 Air TO14A Air TO15 Air STARS Air VPH Air TICs Methane Halogen		<b>Misc.</b> Ceramiv Reactivity Ignitability Flash Point Sieve Anal. Hermetoxyls Par 360 Resins Par 360 Resins Par 360 Resins Par 360 Resins NYCDSP NYSEDCover Asbestos Silica		<b>Container Description(s)</b> 3v 2e 3v 2e 3v 3e	
Choose Analyses Needed from the Menu Above and Enter Below Fe by EPA 800.7 Fe, Dissolved by EPA 6010 (SW 846-6010) / VOCs, P280 list (EPA SW 845-8260b) plus from 113 Fe by EPA 800.7 Fe, Dissolved by EPA 6010 (SW 846-6010) / VOCs P280 list (EPA SW 845-8260a) plus from 113 / TOS (SH 25-40c)											
<b>Sample Identification</b> WQ042114-1300NP2-6 WQ042114-1305NP2-7 WQ042114-1310NP2-10		<b>Date Sampled</b> 4/24/14 4/24/14 4/24/14		<b>Sample Matrix</b> GW GW GW		<b>Preservation</b> 4°C _____ Frozen _____ HCl _____ MeOH _____ NaOH _____ Ascorbic Acid _____ Other _____		<b>Temperature on Receipt</b> 36 °C			
<b>Comments</b> Goldstein 4/24/14 Samples Relinquished By: _____ Date/Time: _____ Samples Relinquished By: <u>Same</u> Date/Time: <u>4-24-14 1350</u> Samples Relinquished By: <u>Same</u> Date/Time: <u>4-24-14 1530</u>											

*Print Clearly and Legibly. All Information must be complete. Samples will NOT be logged in and the turn-around time clock will not begin until any questions by York are resolved.*

Samples Collected/Authorized By (Signature)  
  
 STEPHEN HNAT  
 Name (printed)

**APPENDIX II**  
**APRIL 2014 LABORATORY ANALYTICAL REPORTS**  
**FOR FSP&T AND FP&T RECOVERY WELLS**



# Technical Report

prepared for:

**Leggette Brashears & Graham Shelton Office**

4 Research Drive, Suite 301

Shelton CT, 06484

**Attention: Tunde Komuves-Sandor**

Report Date: 04/15/2014

**Client Project ID: Rowe Industries**

York Project (SDG) No.: 14D0455

CT Cert. No. PH-0723

New Jersey Cert. No. CT-005



New York Cert. No. 10854

PA Cert. No. 68-04440

Report Date: 04/15/2014  
Client Project ID: Rowe Industries  
York Project (SDG) No.: 14D0455

**Leggette Brashears & Graham Shelton Office**  
4 Research Drive, Suite 301  
Shelton CT, 06484  
Attention: Tunde Komuves-Sandor

---

## Purpose and Results

This report contains the analytical data for the sample(s) identified on the attached chain-of-custody received in our laboratory on April 10, 2014 and listed below. The project was identified as your project: **Rowe Industries**.

The analyses were conducted utilizing appropriate EPA, Standard Methods, and ASTM methods as detailed in the data summary tables.

All samples were received in proper condition meeting the customary acceptance requirements for environmental samples except those indicated under the Notes section of this report.

All analyses met the method and laboratory standard operating procedure requirements except as indicated by any data flags, the meaning of which are explained in the attachment to this report, and case narrative if applicable.

The results of the analyses, which are all reported on dry weight basis (soils) unless otherwise noted, are detailed in the following pages.

Please contact Client Services at 203.325.1371 with any questions regarding this report.

<u>York Sample ID</u>	<u>Client Sample ID</u>	<u>Matrix</u>	<u>Date Collected</u>	<u>Date Received</u>
14D0455-01	WQ040814:1140FRW-1	Water	04/08/2014	04/10/2014
14D0455-02	WQ040814:1145FRW-2	Water	04/08/2014	04/10/2014
14D0455-03	WQ040814:1150FRW-3	Water	04/08/2014	04/10/2014
14D0455-04	WQ040814:1155FRW-4	Water	04/08/2014	04/10/2014

## **General Notes for York Project (SDG) No.: 14D0455**

1. The RLs and MDLs (Reporting Limit and Method Detection Limit respectively) reported are adjusted for any dilution necessary due to the levels of target and/or non-target analytes and matrix interference. The RL(REPORTING LIMIT) is based upon the lowest standard utilized for the calibration where applicable.
2. Samples are retained for a period of thirty days after submittal of report, unless other arrangements are made.
3. York's liability for the above data is limited to the dollar value paid to York for the referenced project.
4. This report shall not be reproduced without the written approval of York Analytical Laboratories, Inc.
5. All samples were received in proper condition for analysis with proper documentation, unless otherwise noted.
6. All analyses conducted met method or Laboratory SOP requirements. See the Qualifiers and/or Narrative sections for further information.
7. It is noted that no analyses reported herein were subcontracted to another laboratory, unless noted in the report.
8. This report reflects results that relate only to the samples submitted on the attached chain-of-custody form(s) received by York.


**Approved By:**



**Benjamin Gulizia**  
Laboratory Director

**Date:** 04/15/2014





### Sample Information

**Client Sample ID:** WQ040814:1140FRW-1

**York Sample ID:** 14D0455-01

<u>York Project (SDG) No.</u>	<u>Client Project ID</u>	<u>Matrix</u>	<u>Collection Date/Time</u>	<u>Date Received</u>
14D0455	Rowe Industries	Water	April 8, 2014 11:40 am	04/10/2014


**Volatile Organics, 8260 List - Low Level**

**Log-in Notes:**

**Sample Notes:**

Sample Prepared by Method: EPA 5030B

CAS No.	Parameter	Result	Flag	Units	Reported to LOD/MDL	LOQ	Dilution	Reference Method	Date/Time Prepared	Date/Time Analyzed	Analyst
630-20-6	1,1,1,2-Tetrachloroethane	ND		ug/L	0.20	0.50	1	EPA 8260C	04/11/2014 16:04	04/12/2014 08:31	BK
71-55-6	<b>1,1,1-Trichloroethane</b>	<b>2.8</b>		ug/L	0.20	0.50	1	EPA 8260C	04/11/2014 16:04	04/12/2014 08:31	BK
79-34-5	1,1,2,2-Tetrachloroethane	ND		ug/L	0.20	0.50	1	EPA 8260C	04/11/2014 16:04	04/12/2014 08:31	BK
76-13-1	1,1,2-Trichloro-1,2,2-trifluoroethane (Freon 113)	ND		ug/L	0.20	0.50	1	EPA 8260C	04/11/2014 16:04	04/12/2014 08:31	BK
79-00-5	1,1,2-Trichloroethane	ND		ug/L	0.20	0.50	1	EPA 8260C	04/11/2014 16:04	04/12/2014 08:31	BK
75-34-3	1,1-Dichloroethane	ND		ug/L	0.20	0.50	1	EPA 8260C	04/11/2014 16:04	04/12/2014 08:31	BK
75-35-4	1,1-Dichloroethylene	ND		ug/L	0.20	0.50	1	EPA 8260C	04/11/2014 16:04	04/12/2014 08:31	BK
563-58-6	1,1-Dichloropropylene	ND		ug/L	0.20	0.50	1	EPA 8260C	04/11/2014 16:04	04/12/2014 08:31	BK
87-61-6	1,2,3-Trichlorobenzene	ND		ug/L	0.20	0.50	1	EPA 8260C	04/11/2014 16:04	04/12/2014 08:31	BK
96-18-4	1,2,3-Trichloropropane	ND		ug/L	0.20	0.50	1	EPA 8260C	04/11/2014 16:04	04/12/2014 08:31	BK
120-82-1	1,2,4-Trichlorobenzene	ND		ug/L	0.20	0.50	1	EPA 8260C	04/11/2014 16:04	04/12/2014 08:31	BK
95-63-6	1,2,4-Trimethylbenzene	ND		ug/L	0.20	0.50	1	EPA 8260C	04/11/2014 16:04	04/12/2014 08:31	BK
96-12-8	1,2-Dibromo-3-chloropropane	ND		ug/L	0.20	0.50	1	EPA 8260C	04/11/2014 16:04	04/12/2014 08:31	BK
106-93-4	1,2-Dibromoethane	ND		ug/L	0.20	0.50	1	EPA 8260C	04/11/2014 16:04	04/12/2014 08:31	BK
95-50-1	1,2-Dichlorobenzene	ND		ug/L	0.20	0.50	1	EPA 8260C	04/11/2014 16:04	04/12/2014 08:31	BK
107-06-2	1,2-Dichloroethane	ND		ug/L	0.20	0.50	1	EPA 8260C	04/11/2014 16:04	04/12/2014 08:31	BK
78-87-5	1,2-Dichloropropane	ND		ug/L	0.20	0.50	1	EPA 8260C	04/11/2014 16:04	04/12/2014 08:31	BK
108-67-8	1,3,5-Trimethylbenzene	ND		ug/L	0.20	0.50	1	EPA 8260C	04/11/2014 16:04	04/12/2014 08:31	BK
541-73-1	1,3-Dichlorobenzene	ND		ug/L	0.20	0.50	1	EPA 8260C	04/11/2014 16:04	04/12/2014 08:31	BK
142-28-9	1,3-Dichloropropane	ND		ug/L	0.20	0.50	1	EPA 8260C	04/11/2014 16:04	04/12/2014 08:31	BK
106-46-7	1,4-Dichlorobenzene	ND		ug/L	0.20	0.50	1	EPA 8260C	04/11/2014 16:04	04/12/2014 08:31	BK
594-20-7	2,2-Dichloropropane	ND		ug/L	0.20	0.50	1	EPA 8260C	04/11/2014 16:04	04/12/2014 08:31	BK
95-49-8	2-Chlorotoluene	ND		ug/L	0.20	0.50	1	EPA 8260C	04/11/2014 16:04	04/12/2014 08:31	BK
591-78-6	2-Hexanone	ND		ug/L	0.20	0.50	1	EPA 8260C	04/11/2014 16:04	04/12/2014 08:31	BK
106-43-4	4-Chlorotoluene	ND		ug/L	0.20	0.50	1	EPA 8260C	04/11/2014 16:04	04/12/2014 08:31	BK
67-64-1	Acetone	ND		ug/L	1.0	2.0	1	EPA 8260C	04/11/2014 16:04	04/12/2014 08:31	BK
71-43-2	Benzene	ND		ug/L	0.20	0.50	1	EPA 8260C	04/11/2014 16:04	04/12/2014 08:31	BK
108-86-1	Bromobenzene	ND		ug/L	0.20	0.50	1	EPA 8260C	04/11/2014 16:04	04/12/2014 08:31	BK
74-97-5	Bromochloromethane	ND		ug/L	0.20	0.50	1	EPA 8260C	04/11/2014 16:04	04/12/2014 08:31	BK
75-27-4	Bromodichloromethane	ND		ug/L	0.20	0.50	1	EPA 8260C	04/11/2014 16:04	04/12/2014 08:31	BK
75-25-2	Bromoform	ND		ug/L	0.20	0.50	1	EPA 8260C	04/11/2014 16:04	04/12/2014 08:31	BK
74-83-9	Bromomethane	ND		ug/L	0.20	0.50	1	EPA 8260C	04/11/2014 16:04	04/12/2014 08:31	BK
56-23-5	Carbon tetrachloride	ND		ug/L	0.20	0.50	1	EPA 8260C	04/11/2014 16:04	04/12/2014 08:31	BK
108-90-7	Chlorobenzene	ND		ug/L	0.20	0.50	1	EPA 8260C	04/11/2014 16:04	04/12/2014 08:31	BK



### Sample Information

**Client Sample ID:** WQ040814:1140FRW-1

**York Sample ID:** 14D0455-01

York Project (SDG) No.

Client Project ID

Matrix

Collection Date/Time

Date Received

14D0455

Rowe Industries

Water

April 8, 2014 11:40 am

04/10/2014


**Volatile Organics, 8260 List - Low Level**

**Log-in Notes:**

**Sample Notes:**

Sample Prepared by Method: EPA 5030B

CAS No.	Parameter	Result	Flag	Units	Reported to LOD/MDL	LOQ	Dilution	Reference Method	Date/Time Prepared	Date/Time Analyzed	Analyst
75-00-3	Chloroethane	ND		ug/L	0.20	0.50	1	EPA 8260C	04/11/2014 16:04	04/12/2014 08:31	BK
67-66-3	Chloroform	ND		ug/L	0.20	0.50	1	EPA 8260C	04/11/2014 16:04	04/12/2014 08:31	BK
74-87-3	Chloromethane	ND		ug/L	0.20	0.50	1	EPA 8260C	04/11/2014 16:04	04/12/2014 08:31	BK
156-59-2	<b>cis-1,2-Dichloroethylene</b>	<b>5.6</b>		ug/L	0.20	0.50	1	EPA 8260C	04/11/2014 16:04	04/12/2014 08:31	BK
10061-01-5	cis-1,3-Dichloropropylene	ND		ug/L	0.20	0.50	1	EPA 8260C	04/11/2014 16:04	04/12/2014 08:31	BK
124-48-1	Dibromochloromethane	ND		ug/L	0.20	0.50	1	EPA 8260C	04/11/2014 16:04	04/12/2014 08:31	BK
74-95-3	Dibromomethane	ND		ug/L	0.20	0.50	1	EPA 8260C	04/11/2014 16:04	04/12/2014 08:31	BK
75-71-8	Dichlorodifluoromethane	ND		ug/L	0.20	0.50	1	EPA 8260C	04/11/2014 16:04	04/12/2014 08:31	BK
100-41-4	Ethyl Benzene	ND		ug/L	0.20	0.50	1	EPA 8260C	04/11/2014 16:04	04/12/2014 08:31	BK
87-68-3	Hexachlorobutadiene	ND		ug/L	0.20	0.50	1	EPA 8260C	04/11/2014 16:04	04/12/2014 08:31	BK
98-82-8	Isopropylbenzene	ND		ug/L	0.20	0.50	1	EPA 8260C	04/11/2014 16:04	04/12/2014 08:31	BK
1634-04-4	Methyl tert-butyl ether (MTBE)	ND		ug/L	0.20	0.50	1	EPA 8260C	04/11/2014 16:04	04/12/2014 08:31	BK
75-09-2	Methylene chloride	ND		ug/L	1.0	2.0	1	EPA 8260C	04/11/2014 16:04	04/12/2014 08:31	BK
91-20-3	Naphthalene	ND		ug/L	1.0	2.0	1	EPA 8260C	04/11/2014 16:04	04/12/2014 08:31	BK
104-51-8	n-Butylbenzene	ND		ug/L	0.20	0.50	1	EPA 8260C	04/11/2014 16:04	04/12/2014 08:31	BK
103-65-1	n-Propylbenzene	ND		ug/L	0.20	0.50	1	EPA 8260C	04/11/2014 16:04	04/12/2014 08:31	BK
95-47-6	o-Xylene	ND		ug/L	0.20	0.50	1	EPA 8260C	04/11/2014 16:04	04/12/2014 08:31	BK
179601-23-1	p- & m- Xylenes	ND		ug/L	0.50	1.0	1	EPA 8260C	04/11/2014 16:04	04/12/2014 08:31	BK
99-87-6	p-Isopropyltoluene	ND		ug/L	0.20	0.50	1	EPA 8260C	04/11/2014 16:04	04/12/2014 08:31	BK
135-98-8	sec-Butylbenzene	ND		ug/L	0.20	0.50	1	EPA 8260C	04/11/2014 16:04	04/12/2014 08:31	BK
100-42-5	Styrene	ND		ug/L	0.20	0.50	1	EPA 8260C	04/11/2014 16:04	04/12/2014 08:31	BK
98-06-6	tert-Butylbenzene	ND		ug/L	0.20	0.50	1	EPA 8260C	04/11/2014 16:04	04/12/2014 08:31	BK
127-18-4	<b>Tetrachloroethylene</b>	<b>130</b>		ug/L	4.0	10	20	EPA 8260C	04/11/2014 16:04	04/15/2014 02:40	BK
108-88-3	Toluene	ND		ug/L	0.20	0.50	1	EPA 8260C	04/11/2014 16:04	04/12/2014 08:31	BK
156-60-5	trans-1,2-Dichloroethylene	ND		ug/L	0.20	0.50	1	EPA 8260C	04/11/2014 16:04	04/12/2014 08:31	BK
10061-02-6	trans-1,3-Dichloropropylene	ND		ug/L	0.20	0.50	1	EPA 8260C	04/11/2014 16:04	04/12/2014 08:31	BK
79-01-6	<b>Trichloroethylene</b>	<b>2.4</b>		ug/L	0.20	0.50	1	EPA 8260C	04/11/2014 16:04	04/12/2014 08:31	BK
75-69-4	Trichlorofluoromethane	ND		ug/L	0.20	0.50	1	EPA 8260C	04/11/2014 16:04	04/12/2014 08:31	BK
75-01-4	Vinyl Chloride	ND		ug/L	0.50	0.50	1	EPA 8260C	04/11/2014 16:04	04/12/2014 08:31	BK
1330-20-7	Xylenes, Total	ND		ug/L	0.60	1.5	1	EPA 8260C	04/11/2014 16:04	04/12/2014 08:31	BK
	<b>Surrogate Recoveries</b>	<b>Result</b>		<b>Acceptance Range</b>							
17060-07-0	Surrogate: 1,2-Dichloroethane-d4	92.1 %		81-123							
460-00-4	Surrogate: p-Bromofluorobenzene	89.3 %		70-128							
2037-26-5	Surrogate: Toluene-d8	104 %		88-114							



### Sample Information

**Client Sample ID:** WQ040814:1145FRW-2

**York Sample ID:** 14D0455-02

York Project (SDG) No.

Client Project ID

Matrix

Collection Date/Time

Date Received

14D0455

Rowe Industries

Water

April 8, 2014 11:45 am

04/10/2014


**Volatile Organics, 8260 List - Low Level**

**Log-in Notes:**

**Sample Notes:**

Sample Prepared by Method: EPA 5030B

CAS No.	Parameter	Result	Flag	Units	Reported to LOD/MDL	LOQ	Dilution	Reference Method	Date/Time Prepared	Date/Time Analyzed	Analyst
630-20-6	1,1,1,2-Tetrachloroethane	ND		ug/L	0.20	0.50	1	EPA 8260C	04/11/2014 16:04	04/12/2014 09:15	BK
71-55-6	1,1,1-Trichloroethane	ND		ug/L	0.20	0.50	1	EPA 8260C	04/11/2014 16:04	04/12/2014 09:15	BK
79-34-5	1,1,2,2-Tetrachloroethane	ND		ug/L	0.20	0.50	1	EPA 8260C	04/11/2014 16:04	04/12/2014 09:15	BK
76-13-1	1,1,2-Trichloro-1,2,2-trifluoroethane (Freon 113)	ND		ug/L	0.20	0.50	1	EPA 8260C	04/11/2014 16:04	04/12/2014 09:15	BK
79-00-5	1,1,2-Trichloroethane	ND		ug/L	0.20	0.50	1	EPA 8260C	04/11/2014 16:04	04/12/2014 09:15	BK
75-34-3	1,1-Dichloroethane	ND		ug/L	0.20	0.50	1	EPA 8260C	04/11/2014 16:04	04/12/2014 09:15	BK
75-35-4	1,1-Dichloroethylene	ND		ug/L	0.20	0.50	1	EPA 8260C	04/11/2014 16:04	04/12/2014 09:15	BK
563-58-6	1,1-Dichloropropylene	ND		ug/L	0.20	0.50	1	EPA 8260C	04/11/2014 16:04	04/12/2014 09:15	BK
87-61-6	1,2,3-Trichlorobenzene	ND		ug/L	0.20	0.50	1	EPA 8260C	04/11/2014 16:04	04/12/2014 09:15	BK
96-18-4	1,2,3-Trichloropropane	ND		ug/L	0.20	0.50	1	EPA 8260C	04/11/2014 16:04	04/12/2014 09:15	BK
120-82-1	1,2,4-Trichlorobenzene	ND		ug/L	0.20	0.50	1	EPA 8260C	04/11/2014 16:04	04/12/2014 09:15	BK
95-63-6	1,2,4-Trimethylbenzene	ND		ug/L	0.20	0.50	1	EPA 8260C	04/11/2014 16:04	04/12/2014 09:15	BK
96-12-8	1,2-Dibromo-3-chloropropane	ND		ug/L	0.20	0.50	1	EPA 8260C	04/11/2014 16:04	04/12/2014 09:15	BK
106-93-4	1,2-Dibromoethane	ND		ug/L	0.20	0.50	1	EPA 8260C	04/11/2014 16:04	04/12/2014 09:15	BK
95-50-1	1,2-Dichlorobenzene	ND		ug/L	0.20	0.50	1	EPA 8260C	04/11/2014 16:04	04/12/2014 09:15	BK
107-06-2	1,2-Dichloroethane	ND		ug/L	0.20	0.50	1	EPA 8260C	04/11/2014 16:04	04/12/2014 09:15	BK
78-87-5	1,2-Dichloropropane	ND		ug/L	0.20	0.50	1	EPA 8260C	04/11/2014 16:04	04/12/2014 09:15	BK
108-67-8	1,3,5-Trimethylbenzene	ND		ug/L	0.20	0.50	1	EPA 8260C	04/11/2014 16:04	04/12/2014 09:15	BK
541-73-1	1,3-Dichlorobenzene	ND		ug/L	0.20	0.50	1	EPA 8260C	04/11/2014 16:04	04/12/2014 09:15	BK
142-28-9	1,3-Dichloropropane	ND		ug/L	0.20	0.50	1	EPA 8260C	04/11/2014 16:04	04/12/2014 09:15	BK
106-46-7	1,4-Dichlorobenzene	ND		ug/L	0.20	0.50	1	EPA 8260C	04/11/2014 16:04	04/12/2014 09:15	BK
594-20-7	2,2-Dichloropropane	ND		ug/L	0.20	0.50	1	EPA 8260C	04/11/2014 16:04	04/12/2014 09:15	BK
95-49-8	2-Chlorotoluene	ND		ug/L	0.20	0.50	1	EPA 8260C	04/11/2014 16:04	04/12/2014 09:15	BK
591-78-6	2-Hexanone	ND		ug/L	0.20	0.50	1	EPA 8260C	04/11/2014 16:04	04/12/2014 09:15	BK
106-43-4	4-Chlorotoluene	ND		ug/L	0.20	0.50	1	EPA 8260C	04/11/2014 16:04	04/12/2014 09:15	BK
67-64-1	Acetone	ND		ug/L	1.0	2.0	1	EPA 8260C	04/11/2014 16:04	04/12/2014 09:15	BK
71-43-2	Benzene	ND		ug/L	0.20	0.50	1	EPA 8260C	04/11/2014 16:04	04/12/2014 09:15	BK
108-86-1	Bromobenzene	ND		ug/L	0.20	0.50	1	EPA 8260C	04/11/2014 16:04	04/12/2014 09:15	BK
74-97-5	Bromochloromethane	ND		ug/L	0.20	0.50	1	EPA 8260C	04/11/2014 16:04	04/12/2014 09:15	BK
75-27-4	Bromodichloromethane	ND		ug/L	0.20	0.50	1	EPA 8260C	04/11/2014 16:04	04/12/2014 09:15	BK
75-25-2	Bromoform	ND		ug/L	0.20	0.50	1	EPA 8260C	04/11/2014 16:04	04/12/2014 09:15	BK
74-83-9	Bromomethane	ND		ug/L	0.20	0.50	1	EPA 8260C	04/11/2014 16:04	04/12/2014 09:15	BK
56-23-5	Carbon tetrachloride	ND		ug/L	0.20	0.50	1	EPA 8260C	04/11/2014 16:04	04/12/2014 09:15	BK
108-90-7	Chlorobenzene	ND		ug/L	0.20	0.50	1	EPA 8260C	04/11/2014 16:04	04/12/2014 09:15	BK
75-00-3	Chloroethane	ND		ug/L	0.20	0.50	1	EPA 8260C	04/11/2014 16:04	04/12/2014 09:15	BK



### Sample Information

**Client Sample ID:** WQ040814:1145FRW-2

**York Sample ID:** 14D0455-02

York Project (SDG) No.

Client Project ID

Matrix

Collection Date/Time

Date Received

14D0455

Rowe Industries

Water

April 8, 2014 11:45 am

04/10/2014


**Volatile Organics, 8260 List - Low Level**

**Log-in Notes:**

**Sample Notes:**

Sample Prepared by Method: EPA 5030B

CAS No.	Parameter	Result	Flag	Units	Reported to LOD/MDL	LOQ	Dilution	Reference Method	Date/Time Prepared	Date/Time Analyzed	Analyst
67-66-3	Chloroform	ND		ug/L	0.20	0.50	1	EPA 8260C	04/11/2014 16:04	04/12/2014 09:15	BK
74-87-3	Chloromethane	ND		ug/L	0.20	0.50	1	EPA 8260C	04/11/2014 16:04	04/12/2014 09:15	BK
156-59-2	<b>cis-1,2-Dichloroethylene</b>	<b>25</b>		ug/L	0.20	0.50	1	EPA 8260C	04/11/2014 16:04	04/12/2014 09:15	BK
10061-01-5	cis-1,3-Dichloropropylene	ND		ug/L	0.20	0.50	1	EPA 8260C	04/11/2014 16:04	04/12/2014 09:15	BK
124-48-1	Dibromochloromethane	ND		ug/L	0.20	0.50	1	EPA 8260C	04/11/2014 16:04	04/12/2014 09:15	BK
74-95-3	Dibromomethane	ND		ug/L	0.20	0.50	1	EPA 8260C	04/11/2014 16:04	04/12/2014 09:15	BK
75-71-8	Dichlorodifluoromethane	ND		ug/L	0.20	0.50	1	EPA 8260C	04/11/2014 16:04	04/12/2014 09:15	BK
100-41-4	Ethyl Benzene	ND		ug/L	0.20	0.50	1	EPA 8260C	04/11/2014 16:04	04/12/2014 09:15	BK
87-68-3	Hexachlorobutadiene	ND		ug/L	0.20	0.50	1	EPA 8260C	04/11/2014 16:04	04/12/2014 09:15	BK
98-82-8	Isopropylbenzene	ND		ug/L	0.20	0.50	1	EPA 8260C	04/11/2014 16:04	04/12/2014 09:15	BK
1634-04-4	Methyl tert-butyl ether (MTBE)	ND		ug/L	0.20	0.50	1	EPA 8260C	04/11/2014 16:04	04/12/2014 09:15	BK
75-09-2	Methylene chloride	ND		ug/L	1.0	2.0	1	EPA 8260C	04/11/2014 16:04	04/12/2014 09:15	BK
91-20-3	Naphthalene	ND		ug/L	1.0	2.0	1	EPA 8260C	04/11/2014 16:04	04/12/2014 09:15	BK
104-51-8	n-Butylbenzene	ND		ug/L	0.20	0.50	1	EPA 8260C	04/11/2014 16:04	04/12/2014 09:15	BK
103-65-1	n-Propylbenzene	ND		ug/L	0.20	0.50	1	EPA 8260C	04/11/2014 16:04	04/12/2014 09:15	BK
95-47-6	o-Xylene	ND		ug/L	0.20	0.50	1	EPA 8260C	04/11/2014 16:04	04/12/2014 09:15	BK
179601-23-1	p- & m- Xylenes	ND		ug/L	0.50	1.0	1	EPA 8260C	04/11/2014 16:04	04/12/2014 09:15	BK
99-87-6	p-Isopropyltoluene	ND		ug/L	0.20	0.50	1	EPA 8260C	04/11/2014 16:04	04/12/2014 09:15	BK
135-98-8	sec-Butylbenzene	ND		ug/L	0.20	0.50	1	EPA 8260C	04/11/2014 16:04	04/12/2014 09:15	BK
100-42-5	Styrene	ND		ug/L	0.20	0.50	1	EPA 8260C	04/11/2014 16:04	04/12/2014 09:15	BK
98-06-6	tert-Butylbenzene	ND		ug/L	0.20	0.50	1	EPA 8260C	04/11/2014 16:04	04/12/2014 09:15	BK
127-18-4	<b>Tetrachloroethylene</b>	<b>46</b>		ug/L	0.40	1.0	2	EPA 8260C	04/11/2014 16:04	04/15/2014 03:23	BK
108-88-3	Toluene	ND		ug/L	0.20	0.50	1	EPA 8260C	04/11/2014 16:04	04/12/2014 09:15	BK
156-60-5	trans-1,2-Dichloroethylene	ND		ug/L	0.20	0.50	1	EPA 8260C	04/11/2014 16:04	04/12/2014 09:15	BK
10061-02-6	trans-1,3-Dichloropropylene	ND		ug/L	0.20	0.50	1	EPA 8260C	04/11/2014 16:04	04/12/2014 09:15	BK
79-01-6	<b>Trichloroethylene</b>	<b>3.3</b>		ug/L	0.20	0.50	1	EPA 8260C	04/11/2014 16:04	04/12/2014 09:15	BK
75-69-4	Trichlorofluoromethane	ND		ug/L	0.20	0.50	1	EPA 8260C	04/11/2014 16:04	04/12/2014 09:15	BK
75-01-4	<b>Vinyl Chloride</b>	<b>1.0</b>		ug/L	0.50	0.50	1	EPA 8260C	04/11/2014 16:04	04/12/2014 09:15	BK
1330-20-7	Xylenes, Total	ND		ug/L	0.60	1.5	1	EPA 8260C	04/11/2014 16:04	04/12/2014 09:15	BK
	<b>Surrogate Recoveries</b>	<b>Result</b>			<b>Acceptance Range</b>						
17060-07-0	Surrogate: 1,2-Dichloroethane-d4	92.9 %			81-123						
460-00-4	Surrogate: p-Bromofluorobenzene	89.2 %			70-128						
2037-26-5	Surrogate: Toluene-d8	105 %			88-114						



### Sample Information

**Client Sample ID:** WQ040814:1150FRW-3

**York Sample ID:** 14D0455-03

York Project (SDG) No.

Client Project ID

Matrix

Collection Date/Time

Date Received

14D0455

Rowe Industries

Water

April 8, 2014 11:50 am

04/10/2014


**Volatile Organics, 8260 List - Low Level**

**Log-in Notes:**

**Sample Notes:**

Sample Prepared by Method: EPA 5030B

CAS No.	Parameter	Result	Flag	Units	Reported to LOD/MDL	LOQ	Dilution	Reference Method	Date/Time Prepared	Date/Time Analyzed	Analyst
630-20-6	1,1,1,2-Tetrachloroethane	ND		ug/L	0.20	0.50	1	EPA 8260C	04/11/2014 16:04	04/12/2014 09:58	BK
71-55-6	<b>1,1,1-Trichloroethane</b>	<b>0.33</b>	J	ug/L	0.20	0.50	1	EPA 8260C	04/11/2014 16:04	04/12/2014 09:58	BK
79-34-5	1,1,2,2-Tetrachloroethane	ND		ug/L	0.20	0.50	1	EPA 8260C	04/11/2014 16:04	04/12/2014 09:58	BK
76-13-1	1,1,2-Trichloro-1,2,2-trifluoroethane (Freon 113)	ND		ug/L	0.20	0.50	1	EPA 8260C	04/11/2014 16:04	04/12/2014 09:58	BK
79-00-5	1,1,2-Trichloroethane	ND		ug/L	0.20	0.50	1	EPA 8260C	04/11/2014 16:04	04/12/2014 09:58	BK
75-34-3	1,1-Dichloroethane	ND		ug/L	0.20	0.50	1	EPA 8260C	04/11/2014 16:04	04/12/2014 09:58	BK
75-35-4	1,1-Dichloroethylene	ND		ug/L	0.20	0.50	1	EPA 8260C	04/11/2014 16:04	04/12/2014 09:58	BK
563-58-6	1,1-Dichloropropylene	ND		ug/L	0.20	0.50	1	EPA 8260C	04/11/2014 16:04	04/12/2014 09:58	BK
87-61-6	1,2,3-Trichlorobenzene	ND		ug/L	0.20	0.50	1	EPA 8260C	04/11/2014 16:04	04/12/2014 09:58	BK
96-18-4	1,2,3-Trichloropropane	ND		ug/L	0.20	0.50	1	EPA 8260C	04/11/2014 16:04	04/12/2014 09:58	BK
120-82-1	1,2,4-Trichlorobenzene	ND		ug/L	0.20	0.50	1	EPA 8260C	04/11/2014 16:04	04/12/2014 09:58	BK
95-63-6	1,2,4-Trimethylbenzene	ND		ug/L	0.20	0.50	1	EPA 8260C	04/11/2014 16:04	04/12/2014 09:58	BK
96-12-8	1,2-Dibromo-3-chloropropane	ND		ug/L	0.20	0.50	1	EPA 8260C	04/11/2014 16:04	04/12/2014 09:58	BK
106-93-4	1,2-Dibromoethane	ND		ug/L	0.20	0.50	1	EPA 8260C	04/11/2014 16:04	04/12/2014 09:58	BK
95-50-1	1,2-Dichlorobenzene	ND		ug/L	0.20	0.50	1	EPA 8260C	04/11/2014 16:04	04/12/2014 09:58	BK
107-06-2	1,2-Dichloroethane	ND		ug/L	0.20	0.50	1	EPA 8260C	04/11/2014 16:04	04/12/2014 09:58	BK
78-87-5	1,2-Dichloropropane	ND		ug/L	0.20	0.50	1	EPA 8260C	04/11/2014 16:04	04/12/2014 09:58	BK
108-67-8	1,3,5-Trimethylbenzene	ND		ug/L	0.20	0.50	1	EPA 8260C	04/11/2014 16:04	04/12/2014 09:58	BK
541-73-1	1,3-Dichlorobenzene	ND		ug/L	0.20	0.50	1	EPA 8260C	04/11/2014 16:04	04/12/2014 09:58	BK
142-28-9	1,3-Dichloropropane	ND		ug/L	0.20	0.50	1	EPA 8260C	04/11/2014 16:04	04/12/2014 09:58	BK
106-46-7	1,4-Dichlorobenzene	ND		ug/L	0.20	0.50	1	EPA 8260C	04/11/2014 16:04	04/12/2014 09:58	BK
594-20-7	2,2-Dichloropropane	ND		ug/L	0.20	0.50	1	EPA 8260C	04/11/2014 16:04	04/12/2014 09:58	BK
95-49-8	2-Chlorotoluene	ND		ug/L	0.20	0.50	1	EPA 8260C	04/11/2014 16:04	04/12/2014 09:58	BK
591-78-6	2-Hexanone	ND		ug/L	0.20	0.50	1	EPA 8260C	04/11/2014 16:04	04/12/2014 09:58	BK
106-43-4	4-Chlorotoluene	ND		ug/L	0.20	0.50	1	EPA 8260C	04/11/2014 16:04	04/12/2014 09:58	BK
67-64-1	Acetone	ND		ug/L	1.0	2.0	1	EPA 8260C	04/11/2014 16:04	04/12/2014 09:58	BK
71-43-2	Benzene	ND		ug/L	0.20	0.50	1	EPA 8260C	04/11/2014 16:04	04/12/2014 09:58	BK
108-86-1	Bromobenzene	ND		ug/L	0.20	0.50	1	EPA 8260C	04/11/2014 16:04	04/12/2014 09:58	BK
74-97-5	Bromochloromethane	ND		ug/L	0.20	0.50	1	EPA 8260C	04/11/2014 16:04	04/12/2014 09:58	BK
75-27-4	Bromodichloromethane	ND		ug/L	0.20	0.50	1	EPA 8260C	04/11/2014 16:04	04/12/2014 09:58	BK
75-25-2	Bromoform	ND		ug/L	0.20	0.50	1	EPA 8260C	04/11/2014 16:04	04/12/2014 09:58	BK
74-83-9	Bromomethane	ND		ug/L	0.20	0.50	1	EPA 8260C	04/11/2014 16:04	04/12/2014 09:58	BK
56-23-5	Carbon tetrachloride	ND		ug/L	0.20	0.50	1	EPA 8260C	04/11/2014 16:04	04/12/2014 09:58	BK
108-90-7	Chlorobenzene	ND		ug/L	0.20	0.50	1	EPA 8260C	04/11/2014 16:04	04/12/2014 09:58	BK
75-00-3	Chloroethane	ND		ug/L	0.20	0.50	1	EPA 8260C	04/11/2014 16:04	04/12/2014 09:58	BK



### Sample Information

**Client Sample ID:** WQ040814:1150FRW-3

**York Sample ID:** 14D0455-03

York Project (SDG) No.

Client Project ID

Matrix

Collection Date/Time

Date Received

14D0455

Rowe Industries

Water

April 8, 2014 11:50 am

04/10/2014


**Volatile Organics, 8260 List - Low Level**

**Log-in Notes:**

**Sample Notes:**

Sample Prepared by Method: EPA 5030B

CAS No.	Parameter	Result	Flag	Units	Reported to LOD/MDL	LOQ	Dilution	Reference Method	Date/Time Prepared	Date/Time Analyzed	Analyst
67-66-3	Chloroform	ND		ug/L	0.20	0.50	1	EPA 8260C	04/11/2014 16:04	04/12/2014 09:58	BK
74-87-3	Chloromethane	ND		ug/L	0.20	0.50	1	EPA 8260C	04/11/2014 16:04	04/12/2014 09:58	BK
156-59-2	<b>cis-1,2-Dichloroethylene</b>	<b>30</b>		ug/L	0.20	0.50	1	EPA 8260C	04/11/2014 16:04	04/12/2014 09:58	BK
10061-01-5	cis-1,3-Dichloropropylene	ND		ug/L	0.20	0.50	1	EPA 8260C	04/11/2014 16:04	04/12/2014 09:58	BK
124-48-1	Dibromochloromethane	ND		ug/L	0.20	0.50	1	EPA 8260C	04/11/2014 16:04	04/12/2014 09:58	BK
74-95-3	Dibromomethane	ND		ug/L	0.20	0.50	1	EPA 8260C	04/11/2014 16:04	04/12/2014 09:58	BK
75-71-8	Dichlorodifluoromethane	ND		ug/L	0.20	0.50	1	EPA 8260C	04/11/2014 16:04	04/12/2014 09:58	BK
100-41-4	Ethyl Benzene	ND		ug/L	0.20	0.50	1	EPA 8260C	04/11/2014 16:04	04/12/2014 09:58	BK
87-68-3	Hexachlorobutadiene	ND		ug/L	0.20	0.50	1	EPA 8260C	04/11/2014 16:04	04/12/2014 09:58	BK
98-82-8	<b>Isopropylbenzene</b>	<b>0.76</b>		ug/L	0.20	0.50	1	EPA 8260C	04/11/2014 16:04	04/12/2014 09:58	BK
1634-04-4	Methyl tert-butyl ether (MTBE)	ND		ug/L	0.20	0.50	1	EPA 8260C	04/11/2014 16:04	04/12/2014 09:58	BK
75-09-2	Methylene chloride	ND		ug/L	1.0	2.0	1	EPA 8260C	04/11/2014 16:04	04/12/2014 09:58	BK
91-20-3	Naphthalene	ND		ug/L	1.0	2.0	1	EPA 8260C	04/11/2014 16:04	04/12/2014 09:58	BK
104-51-8	n-Butylbenzene	ND		ug/L	0.20	0.50	1	EPA 8260C	04/11/2014 16:04	04/12/2014 09:58	BK
103-65-1	<b>n-Propylbenzene</b>	<b>0.47</b>	J	ug/L	0.20	0.50	1	EPA 8260C	04/11/2014 16:04	04/12/2014 09:58	BK
95-47-6	o-Xylene	ND		ug/L	0.20	0.50	1	EPA 8260C	04/11/2014 16:04	04/12/2014 09:58	BK
179601-23-1	p- & m- Xylenes	ND		ug/L	0.50	1.0	1	EPA 8260C	04/11/2014 16:04	04/12/2014 09:58	BK
99-87-6	<b>p-Isopropyltoluene</b>	<b>0.20</b>	J	ug/L	0.20	0.50	1	EPA 8260C	04/11/2014 16:04	04/12/2014 09:58	BK
135-98-8	sec-Butylbenzene	ND		ug/L	0.20	0.50	1	EPA 8260C	04/11/2014 16:04	04/12/2014 09:58	BK
100-42-5	Styrene	ND		ug/L	0.20	0.50	1	EPA 8260C	04/11/2014 16:04	04/12/2014 09:58	BK
98-06-6	tert-Butylbenzene	ND		ug/L	0.20	0.50	1	EPA 8260C	04/11/2014 16:04	04/12/2014 09:58	BK
127-18-4	<b>Tetrachloroethylene</b>	<b>110</b>		ug/L	2.0	5.0	10	EPA 8260C	04/11/2014 16:04	04/15/2014 04:09	BK
108-88-3	Toluene	ND		ug/L	0.20	0.50	1	EPA 8260C	04/11/2014 16:04	04/12/2014 09:58	BK
156-60-5	trans-1,2-Dichloroethylene	ND		ug/L	0.20	0.50	1	EPA 8260C	04/11/2014 16:04	04/12/2014 09:58	BK
10061-02-6	trans-1,3-Dichloropropylene	ND		ug/L	0.20	0.50	1	EPA 8260C	04/11/2014 16:04	04/12/2014 09:58	BK
79-01-6	<b>Trichloroethylene</b>	<b>7.7</b>		ug/L	0.20	0.50	1	EPA 8260C	04/11/2014 16:04	04/12/2014 09:58	BK
75-69-4	Trichlorofluoromethane	ND		ug/L	0.20	0.50	1	EPA 8260C	04/11/2014 16:04	04/12/2014 09:58	BK
75-01-4	Vinyl Chloride	ND		ug/L	0.50	0.50	1	EPA 8260C	04/11/2014 16:04	04/12/2014 09:58	BK
1330-20-7	Xylenes, Total	ND		ug/L	0.60	1.5	1	EPA 8260C	04/11/2014 16:04	04/12/2014 09:58	BK
<b>Surrogate Recoveries</b>		<b>Result</b>	<b>Acceptance Range</b>								
17060-07-0	Surrogate: 1,2-Dichloroethane-d4	94.5 %	81-123								
460-00-4	Surrogate: p-Bromofluorobenzene	84.5 %	70-128								
2037-26-5	Surrogate: Toluene-d8	104 %	88-114								



### Sample Information

**Client Sample ID:** WQ040814:1155FRW-4

**York Sample ID:** 14D0455-04

York Project (SDG) No.

Client Project ID

Matrix

Collection Date/Time

Date Received

14D0455

Rowe Industries

Water

April 8, 2014 11:55 am

04/10/2014


**Volatile Organics, 8260 List - Low Level**

**Log-in Notes:**

**Sample Notes:**

Sample Prepared by Method: EPA 5030B

CAS No.	Parameter	Result	Flag	Units	Reported to LOD/MDL	LOQ	Dilution	Reference Method	Date/Time Prepared	Date/Time Analyzed	Analyst
630-20-6	1,1,1,2-Tetrachloroethane	ND		ug/L	0.20	0.50	1	EPA 8260C	04/11/2014 16:04	04/12/2014 10:45	BK
71-55-6	1,1,1-Trichloroethane	ND		ug/L	0.20	0.50	1	EPA 8260C	04/11/2014 16:04	04/12/2014 10:45	BK
79-34-5	1,1,2,2-Tetrachloroethane	ND		ug/L	0.20	0.50	1	EPA 8260C	04/11/2014 16:04	04/12/2014 10:45	BK
76-13-1	1,1,2-Trichloro-1,2,2-trifluoroethane (Freon 113)	ND		ug/L	0.20	0.50	1	EPA 8260C	04/11/2014 16:04	04/12/2014 10:45	BK
79-00-5	1,1,2-Trichloroethane	ND		ug/L	0.20	0.50	1	EPA 8260C	04/11/2014 16:04	04/12/2014 10:45	BK
75-34-3	1,1-Dichloroethane	ND		ug/L	0.20	0.50	1	EPA 8260C	04/11/2014 16:04	04/12/2014 10:45	BK
75-35-4	1,1-Dichloroethylene	ND		ug/L	0.20	0.50	1	EPA 8260C	04/11/2014 16:04	04/12/2014 10:45	BK
563-58-6	1,1-Dichloropropylene	ND		ug/L	0.20	0.50	1	EPA 8260C	04/11/2014 16:04	04/12/2014 10:45	BK
87-61-6	1,2,3-Trichlorobenzene	ND		ug/L	0.20	0.50	1	EPA 8260C	04/11/2014 16:04	04/12/2014 10:45	BK
96-18-4	1,2,3-Trichloropropane	ND		ug/L	0.20	0.50	1	EPA 8260C	04/11/2014 16:04	04/12/2014 10:45	BK
120-82-1	1,2,4-Trichlorobenzene	ND		ug/L	0.20	0.50	1	EPA 8260C	04/11/2014 16:04	04/12/2014 10:45	BK
95-63-6	1,2,4-Trimethylbenzene	ND		ug/L	0.20	0.50	1	EPA 8260C	04/11/2014 16:04	04/12/2014 10:45	BK
96-12-8	1,2-Dibromo-3-chloropropane	ND		ug/L	0.20	0.50	1	EPA 8260C	04/11/2014 16:04	04/12/2014 10:45	BK
106-93-4	1,2-Dibromoethane	ND		ug/L	0.20	0.50	1	EPA 8260C	04/11/2014 16:04	04/12/2014 10:45	BK
95-50-1	1,2-Dichlorobenzene	ND		ug/L	0.20	0.50	1	EPA 8260C	04/11/2014 16:04	04/12/2014 10:45	BK
107-06-2	1,2-Dichloroethane	ND		ug/L	0.20	0.50	1	EPA 8260C	04/11/2014 16:04	04/12/2014 10:45	BK
78-87-5	1,2-Dichloropropane	ND		ug/L	0.20	0.50	1	EPA 8260C	04/11/2014 16:04	04/12/2014 10:45	BK
108-67-8	1,3,5-Trimethylbenzene	ND		ug/L	0.20	0.50	1	EPA 8260C	04/11/2014 16:04	04/12/2014 10:45	BK
541-73-1	1,3-Dichlorobenzene	ND		ug/L	0.20	0.50	1	EPA 8260C	04/11/2014 16:04	04/12/2014 10:45	BK
142-28-9	1,3-Dichloropropane	ND		ug/L	0.20	0.50	1	EPA 8260C	04/11/2014 16:04	04/12/2014 10:45	BK
106-46-7	1,4-Dichlorobenzene	ND		ug/L	0.20	0.50	1	EPA 8260C	04/11/2014 16:04	04/12/2014 10:45	BK
594-20-7	2,2-Dichloropropane	ND		ug/L	0.20	0.50	1	EPA 8260C	04/11/2014 16:04	04/12/2014 10:45	BK
95-49-8	2-Chlorotoluene	ND		ug/L	0.20	0.50	1	EPA 8260C	04/11/2014 16:04	04/12/2014 10:45	BK
591-78-6	2-Hexanone	ND		ug/L	0.20	0.50	1	EPA 8260C	04/11/2014 16:04	04/12/2014 10:45	BK
106-43-4	4-Chlorotoluene	ND		ug/L	0.20	0.50	1	EPA 8260C	04/11/2014 16:04	04/12/2014 10:45	BK
67-64-1	Acetone	ND		ug/L	1.0	2.0	1	EPA 8260C	04/11/2014 16:04	04/12/2014 10:45	BK
71-43-2	Benzene	ND		ug/L	0.20	0.50	1	EPA 8260C	04/11/2014 16:04	04/12/2014 10:45	BK
108-86-1	Bromobenzene	ND		ug/L	0.20	0.50	1	EPA 8260C	04/11/2014 16:04	04/12/2014 10:45	BK
74-97-5	Bromochloromethane	ND		ug/L	0.20	0.50	1	EPA 8260C	04/11/2014 16:04	04/12/2014 10:45	BK
75-27-4	Bromodichloromethane	ND		ug/L	0.20	0.50	1	EPA 8260C	04/11/2014 16:04	04/12/2014 10:45	BK
75-25-2	Bromoform	ND		ug/L	0.20	0.50	1	EPA 8260C	04/11/2014 16:04	04/12/2014 10:45	BK
74-83-9	Bromomethane	ND		ug/L	0.20	0.50	1	EPA 8260C	04/11/2014 16:04	04/12/2014 10:45	BK
56-23-5	Carbon tetrachloride	ND		ug/L	0.20	0.50	1	EPA 8260C	04/11/2014 16:04	04/12/2014 10:45	BK
108-90-7	Chlorobenzene	ND		ug/L	0.20	0.50	1	EPA 8260C	04/11/2014 16:04	04/12/2014 10:45	BK
75-00-3	Chloroethane	ND		ug/L	0.20	0.50	1	EPA 8260C	04/11/2014 16:04	04/12/2014 10:45	BK



### Sample Information

**Client Sample ID:** WQ040814:1155FRW-4

**York Sample ID:** 14D0455-04

York Project (SDG) No.

Client Project ID

Matrix

Collection Date/Time

Date Received

14D0455

Rowe Industries

Water

April 8, 2014 11:55 am

04/10/2014

**Volatile Organics, 8260 List - Low Level**

**Log-in Notes:**

**Sample Notes:**

Sample Prepared by Method: EPA 5030B


CAS No.	Parameter	Result	Flag	Units	Reported to LOD/MDL	LOQ	Dilution	Reference Method	Date/Time Prepared	Date/Time Analyzed	Analyst
67-66-3	Chloroform	ND		ug/L	0.20	0.50	1	EPA 8260C	04/11/2014 16:04	04/12/2014 10:45	BK
74-87-3	Chloromethane	ND		ug/L	0.20	0.50	1	EPA 8260C	04/11/2014 16:04	04/12/2014 10:45	BK
156-59-2	<b>cis-1,2-Dichloroethylene</b>	<b>3.3</b>		ug/L	0.20	0.50	1	EPA 8260C	04/11/2014 16:04	04/12/2014 10:45	BK
10061-01-5	cis-1,3-Dichloropropylene	ND		ug/L	0.20	0.50	1	EPA 8260C	04/11/2014 16:04	04/12/2014 10:45	BK
124-48-1	Dibromochloromethane	ND		ug/L	0.20	0.50	1	EPA 8260C	04/11/2014 16:04	04/12/2014 10:45	BK
74-95-3	Dibromomethane	ND		ug/L	0.20	0.50	1	EPA 8260C	04/11/2014 16:04	04/12/2014 10:45	BK
75-71-8	Dichlorodifluoromethane	ND		ug/L	0.20	0.50	1	EPA 8260C	04/11/2014 16:04	04/12/2014 10:45	BK
100-41-4	Ethyl Benzene	ND		ug/L	0.20	0.50	1	EPA 8260C	04/11/2014 16:04	04/12/2014 10:45	BK
87-68-3	Hexachlorobutadiene	ND		ug/L	0.20	0.50	1	EPA 8260C	04/11/2014 16:04	04/12/2014 10:45	BK
98-82-8	Isopropylbenzene	ND		ug/L	0.20	0.50	1	EPA 8260C	04/11/2014 16:04	04/12/2014 10:45	BK
1634-04-4	Methyl tert-butyl ether (MTBE)	ND		ug/L	0.20	0.50	1	EPA 8260C	04/11/2014 16:04	04/12/2014 10:45	BK
75-09-2	Methylene chloride	ND		ug/L	1.0	2.0	1	EPA 8260C	04/11/2014 16:04	04/12/2014 10:45	BK
91-20-3	Naphthalene	ND		ug/L	1.0	2.0	1	EPA 8260C	04/11/2014 16:04	04/12/2014 10:45	BK
104-51-8	n-Butylbenzene	ND		ug/L	0.20	0.50	1	EPA 8260C	04/11/2014 16:04	04/12/2014 10:45	BK
103-65-1	n-Propylbenzene	ND		ug/L	0.20	0.50	1	EPA 8260C	04/11/2014 16:04	04/12/2014 10:45	BK
95-47-6	o-Xylene	ND		ug/L	0.20	0.50	1	EPA 8260C	04/11/2014 16:04	04/12/2014 10:45	BK
179601-23-1	p- & m- Xylenes	ND		ug/L	0.50	1.0	1	EPA 8260C	04/11/2014 16:04	04/12/2014 10:45	BK
99-87-6	p-Isopropyltoluene	ND		ug/L	0.20	0.50	1	EPA 8260C	04/11/2014 16:04	04/12/2014 10:45	BK
135-98-8	sec-Butylbenzene	ND		ug/L	0.20	0.50	1	EPA 8260C	04/11/2014 16:04	04/12/2014 10:45	BK
100-42-5	Styrene	ND		ug/L	0.20	0.50	1	EPA 8260C	04/11/2014 16:04	04/12/2014 10:45	BK
98-06-6	tert-Butylbenzene	ND		ug/L	0.20	0.50	1	EPA 8260C	04/11/2014 16:04	04/12/2014 10:45	BK
127-18-4	<b>Tetrachloroethylene</b>	<b>17</b>		ug/L	0.20	0.50	1	EPA 8260C	04/11/2014 16:04	04/12/2014 10:45	BK
108-88-3	Toluene	ND		ug/L	0.20	0.50	1	EPA 8260C	04/11/2014 16:04	04/12/2014 10:45	BK
156-60-5	trans-1,2-Dichloroethylene	ND		ug/L	0.20	0.50	1	EPA 8260C	04/11/2014 16:04	04/12/2014 10:45	BK
10061-02-6	trans-1,3-Dichloropropylene	ND		ug/L	0.20	0.50	1	EPA 8260C	04/11/2014 16:04	04/12/2014 10:45	BK
79-01-6	<b>Trichloroethylene</b>	<b>1.8</b>		ug/L	0.20	0.50	1	EPA 8260C	04/11/2014 16:04	04/12/2014 10:45	BK
75-69-4	Trichlorofluoromethane	ND		ug/L	0.20	0.50	1	EPA 8260C	04/11/2014 16:04	04/12/2014 10:45	BK
75-01-4	Vinyl Chloride	ND		ug/L	0.50	0.50	1	EPA 8260C	04/11/2014 16:04	04/12/2014 10:45	BK
1330-20-7	Xylenes, Total	ND		ug/L	0.60	1.5	1	EPA 8260C	04/11/2014 16:04	04/12/2014 10:45	BK

**Surrogate Recoveries**

**Result**

**Acceptance Range**

17060-07-0	Surrogate: 1,2-Dichloroethane-d4	106 %	81-123
460-00-4	Surrogate: p-Bromofluorobenzene	81.9 %	70-128
2037-26-5	Surrogate: Toluene-d8	106 %	88-114



## Analytical Batch Summary

**Batch ID:** BD40641

**Preparation Method:** EPA 5030B

**Prepared By:** BGS


YORK Sample ID	Client Sample ID	Preparation Date
14D0455-01	WQ040814:1140FRW-1	04/11/14
14D0455-02	WQ040814:1145FRW-2	04/11/14
14D0455-03	WQ040814:1150FRW-3	04/11/14
14D0455-04	WQ040814:1155FRW-4	04/11/14
BD40641-BLK1	Blank	04/11/14
BD40641-BS1	LCS	04/11/14
BD40641-BSD1	LCS Dup	04/11/14

**Batch ID:** BD40670

**Preparation Method:** EPA 5030B

**Prepared By:** BGS

YORK Sample ID	Client Sample ID	Preparation Date
14D0455-01RE1	WQ040814:1140FRW-1	04/14/14
14D0455-02RE1	WQ040814:1145FRW-2	04/14/14
14D0455-03RE1	WQ040814:1150FRW-3	04/14/14
BD40670-BLK1	Blank	04/14/14
BD40670-BS1	LCS	04/14/14
BD40670-BSD1	LCS Dup	04/14/14



**Volatile Organic Compounds by GC/MS - Quality Control Data**  
**York Analytical Laboratories, Inc.**

Analyte	Result	Reporting Limit	Units	Spike Level	Source* Result	%REC	%REC Limits	Flag	RPD	RPD Limit	Flag
---------	--------	-----------------	-------	-------------	----------------	------	-------------	------	-----	-----------	------

**Batch BD40641 - EPA 5030B**

**Blank (BD40641-BLK1)**

Prepared: 04/11/2014 Analyzed: 04/12/2014

1,1,1,2-Tetrachloroethane	ND	0.50	ug/L								
1,1,1-Trichloroethane	ND	0.50	"								
1,1,2,2-Tetrachloroethane	ND	0.50	"								
1,1,2-Trichloro-1,2,2-trifluoroethane (Freon 113)	ND	0.50	"								
1,1,2-Trichloroethane	ND	0.50	"								
1,1-Dichloroethane	ND	0.50	"								
1,1-Dichloroethylene	ND	0.50	"								
1,1-Dichloropropylene	ND	0.50	"								
1,2,3-Trichlorobenzene	0.30	0.50	"								
1,2,3-Trichloropropane	ND	0.50	"								
1,2,4-Trichlorobenzene	0.21	0.50	"								
1,2,4-Trimethylbenzene	ND	0.50	"								
1,2-Dibromo-3-chloropropane	ND	0.50	"								
1,2-Dibromoethane	ND	0.50	"								
1,2-Dichlorobenzene	ND	0.50	"								
1,2-Dichloroethane	ND	0.50	"								
1,2-Dichloropropane	ND	0.50	"								
1,3,5-Trimethylbenzene	ND	0.50	"								
1,3-Dichlorobenzene	ND	0.50	"								
1,3-Dichloropropane	ND	0.50	"								
1,4-Dichlorobenzene	ND	0.50	"								
2,2-Dichloropropane	ND	0.50	"								
2-Chlorotoluene	ND	0.50	"								
2-Hexanone	ND	0.50	"								
4-Chlorotoluene	ND	0.50	"								
Acetone	1.7	2.0	"								
Benzene	ND	0.50	"								
Bromobenzene	ND	0.50	"								
Bromochloromethane	ND	0.50	"								
Bromodichloromethane	ND	0.50	"								
Bromoform	ND	0.50	"								
Bromomethane	ND	0.50	"								
Carbon tetrachloride	ND	0.50	"								
Chlorobenzene	ND	0.50	"								
Chloroethane	ND	0.50	"								
Chloroform	ND	0.50	"								
Chloromethane	ND	0.50	"								
cis-1,2-Dichloroethylene	ND	0.50	"								
cis-1,3-Dichloropropylene	ND	0.50	"								
Dibromochloromethane	ND	0.50	"								
Dibromomethane	ND	0.50	"								
Dichlorodifluoromethane	ND	0.50	"								
Ethyl Benzene	ND	0.50	"								
Hexachlorobutadiene	ND	0.50	"								
Isopropylbenzene	ND	0.50	"								
Methyl tert-butyl ether (MTBE)	ND	0.50	"								
Methylene chloride	ND	2.0	"								
Naphthalene	ND	2.0	"								
n-Butylbenzene	ND	0.50	"								
n-Propylbenzene	ND	0.50	"								
o-Xylene	ND	0.50	"								



Volatile Organic Compounds by GC/MS - Quality Control Data

York Analytical Laboratories, Inc.

Analyte	Result	Reporting Limit	Units	Spike Level	Source* Result	%REC	%REC Limits	Flag	RPD	RPD Limit	Flag
---------	--------	-----------------	-------	-------------	----------------	------	-------------	------	-----	-----------	------

Batch BD40641 - EPA 5030B

Blank (BD40641-BLK1)

Prepared: 04/11/2014 Analyzed: 04/12/2014

p- & m- Xylenes	ND	1.0	ug/L								
p-Isopropyltoluene	ND	0.50	"								
sec-Butylbenzene	ND	0.50	"								
Styrene	ND	0.50	"								
tert-Butylbenzene	ND	0.50	"								
Tetrachloroethylene	ND	0.50	"								
Toluene	ND	0.50	"								
trans-1,2-Dichloroethylene	ND	0.50	"								
trans-1,3-Dichloropropylene	ND	0.50	"								
Trichloroethylene	ND	0.50	"								
Trichlorofluoromethane	ND	0.50	"								
Vinyl Chloride	ND	0.50	"								
Xylenes, Total	ND	1.5	"								

Surrogate: 1,2-Dichloroethane-d4

9.06 " 10.0 90.6 81-123

Surrogate: p-Bromofluorobenzene

9.71 " 10.0 97.1 70-128


Surrogate: Toluene-d8

9.52 " 10.0 95.2 88-114

LCS (BD40641-BS1)

Prepared: 04/11/2014 Analyzed: 04/12/2014

1,1,1,2-Tetrachloroethane	9.02		ug/L	10.0		90.2	85-118				
1,1,1-Trichloroethane	9.23		"	10.0		92.3	74-128				
1,1,2,2-Tetrachloroethane	10.1		"	10.0		101	71-130				
1,1,2-Trichloro-1,2,2-trifluoroethane (Freon 113)	9.29		"	10.0		92.9	51-157				
1,1,2-Trichloroethane	11.3		"	10.0		113	80-122				
1,1-Dichloroethane	9.78		"	10.0		97.8	70-131				
1,1-Dichloroethylene	7.79		"	10.0		77.9	60-143				
1,1-Dichloropropylene	9.80		"	10.0		98.0	78-122				
1,2,3-Trichlorobenzene	11.5		"	10.0		115	68-140				
1,2,3-Trichloropropane	10.2		"	10.0		102	77-125				
1,2,4-Trichlorobenzene	10.8		"	10.0		108	65-143				
1,2,4-Trimethylbenzene	8.75		"	10.0		87.5	83-121				
1,2-Dibromo-3-chloropropane	11.4		"	10.0		114	60-146				
1,2-Dibromoethane	10.1		"	10.0		101	82-122				
1,2-Dichlorobenzene	9.60		"	10.0		96.0	85-115				
1,2-Dichloroethane	9.74		"	10.0		97.4	72-126				
1,2-Dichloropropane	11.6		"	10.0		116	78-119				
1,3,5-Trimethylbenzene	8.46		"	10.0		84.6	84-118				
1,3-Dichlorobenzene	9.93		"	10.0		99.3	83-117				
1,3-Dichloropropane	10.8		"	10.0		108	79-121				
1,4-Dichlorobenzene	9.23		"	10.0		92.3	83-118				
2,2-Dichloropropane	8.04		"	10.0		80.4	60-135				
2-Chlorotoluene	8.36		"	10.0		83.6	81-118				
2-Hexanone	10.5		"	10.0		105	50-151				
4-Chlorotoluene	8.52		"	10.0		85.2	81-117				
Acetone	9.78		"	10.0		97.8	21-172				
Benzene	10.2		"	10.0		102	82-120				
Bromobenzene	9.02		"	10.0		90.2	82-119				
Bromochloromethane	9.74		"	10.0		97.4	69-125				
Bromodichloromethane	10.4		"	10.0		104	84-117				
Bromoform	9.52		"	10.0		95.2	77-130				
Bromomethane	6.81		"	10.0		68.1	16-162				
Carbon tetrachloride	9.52		"	10.0		95.2	72-132				
Chlorobenzene	9.98		"	10.0		99.8	88-112				



**Volatile Organic Compounds by GC/MS - Quality Control Data**

**York Analytical Laboratories, Inc.**


Analyte	Result	Reporting	Units	Spike Level	Source*	%REC	%REC Limits	Flag	RPD	RPD	
		Limit			Result					Limit	Flag

**Batch BD40641 - EPA 5030B**

**LCS (BD40641-BS1)**

Prepared: 04/11/2014 Analyzed: 04/12/2014

Chloroethane	8.15		ug/L	10.0		81.5	29-172				
Chloroform	9.86		"	10.0		98.6	77-124				
Chloromethane	6.92		"	10.0		69.2	37-131				
cis-1,2-Dichloroethylene	10.6		"	10.0		106	77-124				
cis-1,3-Dichloropropylene	10.4		"	10.0		104	81-117				
Dibromochloromethane	10.1		"	10.0		101	72-131				
Dibromomethane	11.0		"	10.0		110	85-116				
Dichlorodifluoromethane	6.31		"	10.0		63.1	47-152				
Ethyl Benzene	8.63		"	10.0		86.3	86-114				
Hexachlorobutadiene	9.09		"	10.0		90.9	68-139				
Isopropylbenzene	8.87		"	10.0		88.7	84-118				
Methyl tert-butyl ether (MTBE)	11.1		"	10.0		111	49-156				
Methylene chloride	8.54		"	10.0		85.4	51-145				
Naphthalene	11.5		"	10.0		115	67-141				
n-Butylbenzene	8.35		"	10.0		83.5	76-125				
n-Propylbenzene	8.44		"	10.0		84.4	84-118				
o-Xylene	8.35		"	10.0		83.5	85-114	Low Bias			
p- & m- Xylenes	16.8		"	20.0		84.2	84-117				
p-Isopropyltoluene	9.08		"	10.0		90.8	84-121				
sec-Butylbenzene	8.87		"	10.0		88.7	85-119				
Styrene	8.43		"	10.0		84.3	77-126				
tert-Butylbenzene	8.59		"	10.0		85.9	83-119				
Tetrachloroethylene	9.49		"	10.0		94.9	75-129				
Toluene	9.01		"	10.0		90.1	86-113				
trans-1,2-Dichloroethylene	9.22		"	10.0		92.2	55-148				
trans-1,3-Dichloropropylene	10.1		"	10.0		101	77-120				
Trichloroethylene	10.4		"	10.0		104	85-115				
Trichlorofluoromethane	7.77		"	10.0		77.7	69-131				
Vinyl Chloride	7.80		"	10.0		78.0	44-152				
<i>Surrogate: 1,2-Dichloroethane-d4</i>	<i>9.82</i>		<i>"</i>	<i>10.0</i>		<i>98.2</i>	<i>81-123</i>				
<i>Surrogate: p-Bromofluorobenzene</i>	<i>10.5</i>		<i>"</i>	<i>10.0</i>		<i>105</i>	<i>70-128</i>				
<i>Surrogate: Toluene-d8</i>	<i>9.47</i>		<i>"</i>	<i>10.0</i>		<i>94.7</i>	<i>88-114</i>				



Volatile Organic Compounds by GC/MS - Quality Control Data

York Analytical Laboratories, Inc.

Analyte	Result	Reporting Limit	Units	Spike Level	Source* Result	%REC	%REC Limits	Flag	RPD	RPD Limit	Flag
<b>Batch BD40641 - EPA 5030B</b>											
<b>LCS Dup (BD40641-BSD1)</b>											
Prepared: 04/11/2014 Analyzed: 04/12/2014											
1,1,1,2-Tetrachloroethane	9.43		ug/L	10.0		94.3	85-118		4.44	30	
1,1,1-Trichloroethane	9.95		"	10.0		99.5	74-128		7.51	30	
1,1,2,2-Tetrachloroethane	9.45		"	10.0		94.5	71-130		6.55	30	
1,1,2-Trichloro-1,2,2-trifluoroethane (Freon 113)	10.7		"	10.0		107	51-157		14.0	30	
1,1,2-Trichloroethane	11.2		"	10.0		112	80-122		1.15	30	
1,1-Dichloroethane	10.3		"	10.0		103	70-131		5.28	30	
1,1-Dichloroethylene	8.34		"	10.0		83.4	60-143		6.82	30	
1,1-Dichloropropylene	10.4		"	10.0		104	78-122		6.42	30	
1,2,3-Trichlorobenzene	10.8		"	10.0		108	68-140		6.90	30	
1,2,3-Trichloropropane	9.23		"	10.0		92.3	77-125		10.5	30	
1,2,4-Trichlorobenzene	10.4		"	10.0		104	65-143		2.92	30	
1,2,4-Trimethylbenzene	8.54		"	10.0		85.4	83-121		2.43	30	
1,2-Dibromo-3-chloropropane	9.50		"	10.0		95.0	60-146		17.8	30	
1,2-Dibromoethane	10.7		"	10.0		107	82-122		6.25	30	
1,2-Dichlorobenzene	9.58		"	10.0		95.8	85-115		0.209	30	
1,2-Dichloroethane	10.0		"	10.0		100	72-126		2.63	30	
1,2-Dichloropropane	11.8		"	10.0		118	78-119		1.45	30	
1,3,5-Trimethylbenzene	8.30		"	10.0		83.0	84-118	Low Bias	1.91	30	
1,3-Dichlorobenzene	9.49		"	10.0		94.9	83-117		4.53	30	
1,3-Dichloropropane	10.7		"	10.0		107	79-121		0.464	30	
1,4-Dichlorobenzene	9.45		"	10.0		94.5	83-118		2.36	30	
2,2-Dichloropropane	8.61		"	10.0		86.1	60-135		6.85	30	
2-Chlorotoluene	8.35		"	10.0		83.5	81-118		0.120	30	
2-Hexanone	10.0		"	10.0		100	50-151		4.58	30	
4-Chlorotoluene	8.54		"	10.0		85.4	81-117		0.234	30	
Acetone	9.41		"	10.0		94.1	21-172		3.86	30	
Benzene	10.5		"	10.0		105	82-120		3.10	30	
Bromobenzene	8.74		"	10.0		87.4	82-119		3.15	30	
Bromochloromethane	9.99		"	10.0		99.9	69-125		2.53	30	
Bromodichloromethane	10.8		"	10.0		108	84-117		3.77	30	
Bromoform	9.27		"	10.0		92.7	77-130		2.66	30	
Bromomethane	8.01		"	10.0		80.1	16-162		16.2	30	
Carbon tetrachloride	9.98		"	10.0		99.8	72-132		4.72	30	
Chlorobenzene	10.0		"	10.0		100	88-112		0.300	30	
Chloroethane	8.77		"	10.0		87.7	29-172		7.33	30	
Chloroform	10.4		"	10.0		104	77-124		5.52	30	
Chloromethane	7.30		"	10.0		73.0	37-131		5.34	30	
cis-1,2-Dichloroethylene	10.8		"	10.0		108	77-124		1.41	30	
cis-1,3-Dichloropropylene	10.5		"	10.0		105	81-117		0.668	30	
Dibromochloromethane	9.89		"	10.0		98.9	72-131		2.40	30	
Dibromomethane	11.1		"	10.0		111	85-116		1.27	30	
Dichlorodifluoromethane	6.92		"	10.0		69.2	47-152		9.22	30	
Ethyl Benzene	9.13		"	10.0		91.3	86-114		5.63	30	
Hexachlorobutadiene	8.95		"	10.0		89.5	68-139		1.55	30	
Isopropylbenzene	9.01		"	10.0		90.1	84-118		1.57	30	
Methyl tert-butyl ether (MTBE)	11.1		"	10.0		111	49-156		0.0900	30	
Methylene chloride	8.56		"	10.0		85.6	51-145		0.234	30	
Naphthalene	10.5		"	10.0		105	67-141		9.54	30	
n-Butylbenzene	8.54		"	10.0		85.4	76-125		2.25	30	
n-Propylbenzene	8.76		"	10.0		87.6	84-118		3.72	30	
o-Xylene	8.96		"	10.0		89.6	85-114		7.05	30	



**Volatile Organic Compounds by GC/MS - Quality Control Data**  
**York Analytical Laboratories, Inc.**

Analyte	Result	Reporting	Units	Spike	Source*	%REC	%REC	Limits	Flag	RPD	Flag
		Limit			Result					RPD	

**Batch BD40641 - EPA 5030B**

**LCS Dup (BD40641-BSD1)**

Prepared: 04/11/2014 Analyzed: 04/12/2014

p- & m- Xylenes	17.2		ug/L	20.0		86.0	84-117		2.11	30
p-Isopropyltoluene	9.29		"	10.0		92.9	84-121		2.29	30
sec-Butylbenzene	9.04		"	10.0		90.4	85-119		1.90	30
Styrene	8.31		"	10.0		83.1	77-126		1.43	30
tert-Butylbenzene	8.74		"	10.0		87.4	83-119		1.73	30
Tetrachloroethylene	10.8		"	10.0		108	75-129		12.6	30
Toluene	9.71		"	10.0		97.1	86-113		7.48	30
trans-1,2-Dichloroethylene	9.70		"	10.0		97.0	55-148		5.07	30
trans-1,3-Dichloropropylene	10.1		"	10.0		101	77-120		0.00	30
Trichloroethylene	10.9		"	10.0		109	85-115		4.79	30
Trichlorofluoromethane	8.38		"	10.0		83.8	69-131		7.55	30
Vinyl Chloride	8.32		"	10.0		83.2	44-152		6.45	30
<i>Surrogate: 1,2-Dichloroethane-d4</i>	<i>9.70</i>		<i>"</i>	<i>10.0</i>		<i>97.0</i>	<i>81-123</i>			
<i>Surrogate: p-Bromofluorobenzene</i>	<i>9.82</i>		<i>"</i>	<i>10.0</i>		<i>98.2</i>	<i>70-128</i>			
<i>Surrogate: Toluene-d8</i>	<i>10.1</i>		<i>"</i>	<i>10.0</i>		<i>101</i>	<i>88-114</i>			

**Batch BD40670 - EPA 5030B**

**Blank (BD40670-BLK1)**

Prepared: 04/14/2014 Analyzed: 04/15/2014

1,1,1,2-Tetrachloroethane	ND	0.50	ug/L							
1,1,1-Trichloroethane	ND	0.50	"							
1,1,2,2-Tetrachloroethane	ND	0.50	"							
1,1,2-Trichloro-1,2,2-trifluoroethane (Freon 113)	ND	0.50	"							
1,1,2-Trichloroethane	ND	0.50	"							
1,1-Dichloroethane	ND	0.50	"							
1,1-Dichloroethylene	ND	0.50	"							
1,1-Dichloropropylene	ND	0.50	"							
1,2,3-Trichlorobenzene	0.27	0.50	"							
1,2,3-Trichloropropane	ND	0.50	"							
1,2,4-Trichlorobenzene	ND	0.50	"							
1,2,4-Trimethylbenzene	ND	0.50	"							
1,2-Dibromo-3-chloropropane	ND	0.50	"							
1,2-Dibromoethane	ND	0.50	"							
1,2-Dichlorobenzene	ND	0.50	"							
1,2-Dichloroethane	ND	0.50	"							
1,2-Dichloropropane	ND	0.50	"							
1,3,5-Trimethylbenzene	ND	0.50	"							
1,3-Dichlorobenzene	ND	0.50	"							
1,3-Dichloropropane	ND	0.50	"							
1,4-Dichlorobenzene	ND	0.50	"							
2,2-Dichloropropane	ND	0.50	"							
2-Chlorotoluene	ND	0.50	"							
2-Hexanone	ND	0.50	"							
4-Chlorotoluene	ND	0.50	"							
Acetone	2.9	2.0	"							
Benzene	ND	0.50	"							
Bromobenzene	ND	0.50	"							
Bromochloromethane	ND	0.50	"							
Bromodichloromethane	ND	0.50	"							
Bromoform	ND	0.50	"							
Bromomethane	ND	0.50	"							
Carbon tetrachloride	ND	0.50	"							



**Volatile Organic Compounds by GC/MS - Quality Control Data**  
**York Analytical Laboratories, Inc.**


Analyte	Result	Reporting	Units	Spike	Source*	%REC	%REC	Limits	Flag	RPD	RPD	Limit	Flag
		Limit			Result					Limit			

**Batch BD40670 - EPA 5030B**

**Blank (BD40670-BLK1)**

Prepared: 04/14/2014 Analyzed: 04/15/2014

Chlorobenzene	ND	0.50	ug/L										
Chloroethane	ND	0.50	"										
Chloroform	ND	0.50	"										
Chloromethane	ND	0.50	"										
cis-1,2-Dichloroethylene	ND	0.50	"										
cis-1,3-Dichloropropylene	ND	0.50	"										
Dibromochloromethane	ND	0.50	"										
Dibromomethane	ND	0.50	"										
Dichlorodifluoromethane	ND	0.50	"										
Ethyl Benzene	ND	0.50	"										
Hexachlorobutadiene	ND	0.50	"										
Isopropylbenzene	ND	0.50	"										
Methyl tert-butyl ether (MTBE)	ND	0.50	"										
Methylene chloride	ND	2.0	"										
Naphthalene	ND	2.0	"										
n-Butylbenzene	ND	0.50	"										
n-Propylbenzene	ND	0.50	"										
o-Xylene	ND	0.50	"										
p- & m- Xylenes	ND	1.0	"										
p-Isopropyltoluene	ND	0.50	"										
sec-Butylbenzene	ND	0.50	"										
Styrene	ND	0.50	"										
tert-Butylbenzene	ND	0.50	"										
Tetrachloroethylene	ND	0.50	"										
Toluene	ND	0.50	"										
trans-1,2-Dichloroethylene	ND	0.50	"										
trans-1,3-Dichloropropylene	ND	0.50	"										
Trichloroethylene	ND	0.50	"										
Trichlorofluoromethane	ND	0.50	"										
Vinyl Chloride	ND	0.50	"										
Xylenes, Total	ND	1.5	"										
<hr/>													
Surrogate: 1,2-Dichloroethane-d4	10.2		"	10.0		102		81-123					
Surrogate: p-Bromofluorobenzene	9.40		"	10.0		94.0		70-128					
Surrogate: Toluene-d8	9.10		"	10.0		91.0		88-114					



**Volatile Organic Compounds by GC/MS - Quality Control Data**

**York Analytical Laboratories, Inc.**

Analyte	Result	Reporting	Spike	Source*	%REC	%REC	Limits	Flag	RPD	
		Limit							Units	Level

**Batch BD40670 - EPA 5030B**

**LCS (BD40670-BS1)**

Prepared: 04/14/2014 Analyzed: 04/15/2014

1,1,1,2-Tetrachloroethane	9.28		ug/L	10.0		92.8	85-118			
1,1,1-Trichloroethane	10.0		"	10.0		100	74-128			
1,1,2,2-Tetrachloroethane	9.94		"	10.0		99.4	71-130			
1,1,2-Trichloro-1,2,2-trifluoroethane (Freon 113)	11.5		"	10.0		115	51-157			
1,1,2-Trichloroethane	11.7		"	10.0		117	80-122			
1,1-Dichloroethane	11.0		"	10.0		110	70-131			
1,1-Dichloroethylene	9.14		"	10.0		91.4	60-143			
1,1-Dichloropropylene	10.8		"	10.0		108	78-122			
1,2,3-Trichlorobenzene	11.2		"	10.0		112	68-140			
1,2,3-Trichloropropane	10.9		"	10.0		109	77-125			
1,2,4-Trichlorobenzene	10.7		"	10.0		107	65-143			
1,2,4-Trimethylbenzene	9.15		"	10.0		91.5	83-121			
1,2-Dibromo-3-chloropropane	10.1		"	10.0		101	60-146			
1,2-Dibromoethane	10.8		"	10.0		108	82-122			
1,2-Dichlorobenzene	9.52		"	10.0		95.2	85-115			
1,2-Dichloroethane	10.6		"	10.0		106	72-126			
1,2-Dichloropropane	11.1		"	10.0		111	78-119			
1,3,5-Trimethylbenzene	9.04		"	10.0		90.4	84-118			
1,3-Dichlorobenzene	9.53		"	10.0		95.3	83-117			
1,3-Dichloropropane	10.8		"	10.0		108	79-121			
1,4-Dichlorobenzene	9.31		"	10.0		93.1	83-118			
2,2-Dichloropropane	8.25		"	10.0		82.5	60-135			
2-Chlorotoluene	8.55		"	10.0		85.5	81-118			
2-Hexanone	10.9		"	10.0		109	50-151			
4-Chlorotoluene	8.52		"	10.0		85.2	81-117			
Acetone	8.75		"	10.0		87.5	21-172			
Benzene	10.8		"	10.0		108	82-120			
Bromobenzene	9.17		"	10.0		91.7	82-119			
Bromochloromethane	10.6		"	10.0		106	69-125			
Bromodichloromethane	10.3		"	10.0		103	84-117			
Bromoform	9.91		"	10.0		99.1	77-130			
Bromomethane	12.1		"	10.0		121	16-162			
Carbon tetrachloride	10.4		"	10.0		104	72-132			
Chlorobenzene	9.93		"	10.0		99.3	88-112			
Chloroethane	11.1		"	10.0		111	29-172			
Chloroform	10.7		"	10.0		107	77-124			
Chloromethane	8.81		"	10.0		88.1	37-131			
cis-1,2-Dichloroethylene	11.4		"	10.0		114	77-124			
cis-1,3-Dichloropropylene	10.3		"	10.0		103	81-117			
Dibromochloromethane	10.1		"	10.0		101	72-131			
Dibromomethane	11.0		"	10.0		110	85-116			
Dichlorodifluoromethane	8.51		"	10.0		85.1	47-152			
Ethyl Benzene	9.21		"	10.0		92.1	86-114			
Hexachlorobutadiene	9.06		"	10.0		90.6	68-139			
Isopropylbenzene	9.14		"	10.0		91.4	84-118			
Methyl tert-butyl ether (MTBE)	11.7		"	10.0		117	49-156			
Methylene chloride	9.37		"	10.0		93.7	51-145			
Naphthalene	11.2		"	10.0		112	67-141			
n-Butylbenzene	8.61		"	10.0		86.1	76-125			
n-Propylbenzene	8.57		"	10.0		85.7	84-118			
o-Xylene	8.96		"	10.0		89.6	85-114			



Volatile Organic Compounds by GC/MS - Quality Control Data

York Analytical Laboratories, Inc.

Analyte	Result	Reporting Limit	Units	Spike Level	Source* Result	%REC	%REC Limits	Flag	RPD	RPD Limit	Flag
---------	--------	-----------------	-------	-------------	----------------	------	-------------	------	-----	-----------	------

Batch BD40670 - EPA 5030B

LCS (BD40670-BS1)


Prepared: 04/14/2014 Analyzed: 04/15/2014

p- & m- Xylenes	17.3		ug/L	20.0		86.3	84-117				
p-Isopropyltoluene	9.34		"	10.0		93.4	84-121				
sec-Butylbenzene	9.05		"	10.0		90.5	85-119				
Styrene	9.30		"	10.0		93.0	77-126				
tert-Butylbenzene	8.84		"	10.0		88.4	83-119				
Tetrachloroethylene	9.96		"	10.0		99.6	75-129				
Toluene	9.49		"	10.0		94.9	86-113				
trans-1,2-Dichloroethylene	10.1		"	10.0		101	55-148				
trans-1,3-Dichloropropylene	9.97		"	10.0		99.7	77-120				
Trichloroethylene	10.6		"	10.0		106	85-115				
Trichlorofluoromethane	9.96		"	10.0		99.6	69-131				
Vinyl Chloride	9.70		"	10.0		97.0	44-152				
<i>Surrogate: 1,2-Dichloroethane-d4</i>	<i>10.5</i>		<i>"</i>	<i>10.0</i>		<i>105</i>	<i>81-123</i>				
<i>Surrogate: p-Bromofluorobenzene</i>	<i>10.7</i>		<i>"</i>	<i>10.0</i>		<i>107</i>	<i>70-128</i>				
<i>Surrogate: Toluene-d8</i>	<i>9.84</i>		<i>"</i>	<i>10.0</i>		<i>98.4</i>	<i>88-114</i>				

LCS Dup (BD40670-BSD1)

Prepared: 04/14/2014 Analyzed: 04/15/2014

1,1,1,2-Tetrachloroethane	9.29		ug/L	10.0		92.9	85-118		0.108	30	
1,1,1-Trichloroethane	10.5		"	10.0		105	74-128		4.86	30	
1,1,2,2-Tetrachloroethane	8.87		"	10.0		88.7	71-130		11.4	30	
1,1,2-Trichloro-1,2,2-trifluoroethane (Freon 113)	11.7		"	10.0		117	51-157		1.90	30	
1,1,2-Trichloroethane	10.4		"	10.0		104	80-122		11.7	30	
1,1-Dichloroethane	10.9		"	10.0		109	70-131		0.457	30	
1,1-Dichloroethylene	9.40		"	10.0		94.0	60-143		2.80	30	
1,1-Dichloropropylene	11.0		"	10.0		110	78-122		1.92	30	
1,2,3-Trichlorobenzene	10.1		"	10.0		101	68-140		9.98	30	
1,2,3-Trichloropropane	9.28		"	10.0		92.8	77-125		16.4	30	
1,2,4-Trichlorobenzene	10.5		"	10.0		105	65-143		1.70	30	
1,2,4-Trimethylbenzene	8.98		"	10.0		89.8	83-121		1.88	30	
1,2-Dibromo-3-chloropropane	9.76		"	10.0		97.6	60-146		3.42	30	
1,2-Dibromoethane	9.74		"	10.0		97.4	82-122		9.86	30	
1,2-Dichlorobenzene	9.86		"	10.0		98.6	85-115		3.51	30	
1,2-Dichloroethane	9.58		"	10.0		95.8	72-126		10.1	30	
1,2-Dichloropropane	11.4		"	10.0		114	78-119		2.67	30	
1,3,5-Trimethylbenzene	9.00		"	10.0		90.0	84-118		0.443	30	
1,3-Dichlorobenzene	9.91		"	10.0		99.1	83-117		3.91	30	
1,3-Dichloropropane	10.2		"	10.0		102	79-121		5.73	30	
1,4-Dichlorobenzene	9.73		"	10.0		97.3	83-118		4.41	30	
2,2-Dichloropropane	8.33		"	10.0		83.3	60-135		0.965	30	
2-Chlorotoluene	8.89		"	10.0		88.9	81-118		3.90	30	
2-Hexanone	8.29		"	10.0		82.9	50-151		27.0	30	
4-Chlorotoluene	8.83		"	10.0		88.3	81-117		3.57	30	
Acetone	7.10		"	10.0		71.0	21-172		20.8	30	
Benzene	11.0		"	10.0		110	82-120		1.56	30	
Bromobenzene	9.28		"	10.0		92.8	82-119		1.19	30	
Bromochloromethane	9.80		"	10.0		98.0	69-125		7.56	30	
Bromodichloromethane	10.2		"	10.0		102	84-117		0.195	30	
Bromoform	9.19		"	10.0		91.9	77-130		7.54	30	
Bromomethane	13.5		"	10.0		135	16-162		10.8	30	
Carbon tetrachloride	10.4		"	10.0		104	72-132		0.481	30	
Chlorobenzene	10.1		"	10.0		101	88-112		1.90	30	
Chloroethane	10.9		"	10.0		109	29-172		1.36	30	



Volatile Organic Compounds by GC/MS - Quality Control Data

York Analytical Laboratories, Inc.


Analyte	Result	Reporting Limit	Units	Spike Level	Source* Result	%REC	%REC Limits	Flag	RPD	RPD Limit	Flag
---------	--------	-----------------	-------	-------------	----------------	------	-------------	------	-----	-----------	------

Batch BD40670 - EPA 5030B

LCS Dup (BD40670-BSD1)


Prepared: 04/14/2014 Analyzed: 04/15/2014

Chloroform	10.7		ug/L	10.0		107	77-124		0.281	30	
Chloromethane	8.61		"	10.0		86.1	37-131		2.30	30	
cis-1,2-Dichloroethylene	11.3		"	10.0		113	77-124		0.0881	30	
cis-1,3-Dichloropropylene	10.2		"	10.0		102	81-117		1.07	30	
Dibromochloromethane	9.70		"	10.0		97.0	72-131		4.04	30	
Dibromomethane	9.90		"	10.0		99.0	85-116		10.9	30	
Dichlorodifluoromethane	8.76		"	10.0		87.6	47-152		2.90	30	
Ethyl Benzene	9.09		"	10.0		90.9	86-114		1.31	30	
Hexachlorobutadiene	9.34		"	10.0		93.4	68-139		3.04	30	
Isopropylbenzene	9.80		"	10.0		98.0	84-118		6.97	30	
Methyl tert-butyl ether (MTBE)	10.8		"	10.0		108	49-156		8.37	30	
Methylene chloride	9.13		"	10.0		91.3	51-145		2.59	30	
Naphthalene	9.59		"	10.0		95.9	67-141		15.5	30	
n-Butylbenzene	8.83		"	10.0		88.3	76-125		2.52	30	
n-Propylbenzene	9.29		"	10.0		92.9	84-118		8.06	30	
o-Xylene	8.92		"	10.0		89.2	85-114		0.447	30	
p- & m- Xylenes	17.4		"	20.0		87.1	84-117		0.923	30	
p-Isopropyltoluene	9.68		"	10.0		96.8	84-121		3.58	30	
sec-Butylbenzene	9.78		"	10.0		97.8	85-119		7.75	30	
Styrene	8.18		"	10.0		81.8	77-126		12.8	30	
tert-Butylbenzene	9.21		"	10.0		92.1	83-119		4.10	30	
Tetrachloroethylene	10.6		"	10.0		106	75-129		5.85	30	
Toluene	9.66		"	10.0		96.6	86-113		1.78	30	
trans-1,2-Dichloroethylene	10.3		"	10.0		103	55-148		2.45	30	
trans-1,3-Dichloropropylene	9.02		"	10.0		90.2	77-120		10.0	30	
Trichloroethylene	11.0		"	10.0		110	85-115		4.08	30	
Trichlorofluoromethane	9.83		"	10.0		98.3	69-131		1.31	30	
Vinyl Chloride	9.70		"	10.0		97.0	44-152		0.00	30	
<i>Surrogate: 1,2-Dichloroethane-d4</i>	<i>9.34</i>		<i>"</i>	<i>10.0</i>		<i>93.4</i>	<i>81-123</i>				
<i>Surrogate: p-Bromofluorobenzene</i>	<i>10.1</i>		<i>"</i>	<i>10.0</i>		<i>101</i>	<i>70-128</i>				
<i>Surrogate: Toluene-d8</i>	<i>9.81</i>		<i>"</i>	<i>10.0</i>		<i>98.1</i>	<i>88-114</i>				



### Volatile Analysis Sample Containers

Lab ID	Client Sample ID	Volatile Sample Container
14D0455-01	WQ040814:1140FRW-1	40mL Clear Vial (pre-pres.) HCl; Cool to 4° C
14D0455-02	WQ040814:1145FRW-2	40mL Clear Vial (pre-pres.) HCl; Cool to 4° C
14D0455-03	WQ040814:1150FRW-3	40mL Clear Vial (pre-pres.) HCl; Cool to 4° C
14D0455-04	WQ040814:1155FRW-4	40mL Clear Vial (pre-pres.) HCl; Cool to 4° C



## Notes and Definitions

- QL-02 This LCS analyte is outside Laboratory Recovery limits due the analyte behavior using the referenced method. The reference method has certain limitations with respect to analytes of this nature.
- J Detected below the Reporting Limit but greater than or equal to the Method Detection Limit (MDL/LOD) or in the case of a TIC, the result is an estimated concentration.
- B Analyte is found in the associated analysis batch blank. For volatiles, methylene chloride and acetone are common lab contaminants. Data users should consider anything <10x the blank value as artifact.

- 
- \* Analyte is not certified or the state of the samples origination does not offer certification for the Analyte.
- ND NOT DETECTED - the analyte is not detected at the Reported to level (LOQ/RL or LOD/MDL)
- RL REPORTING LIMIT - the minimum reportable value based upon the lowest point in the analyte calibration curve.
- LOQ LIMIT OF QUANTITATION - the minimum concentration of a target analyte that can be reported within a specified degree of confidence. This is the lowest point in an analyte calibration curve that has been subjected to all steps of the processing/analysis and verified to meet defined criteria. This is based upon NELAC 2009 Standards and applies to all analyses.
- LOD LIMIT OF DETECTION - a verified estimate of the minimum concentration of a substance in a given matrix that an analytical process can reliably detect. This is based upon NELAC 2009 Standards and applies to all analyses conducted under the auspices of EPA SW-846.
- MDL METHOD DETECTION LIMIT - a statistically derived estimate of the minimum amount of a substance an analytical system can reliably detect with a 99% confidence that the concentration of the substance is greater than zero. This is based upon 40 CFR Part 136 Appendix B and applies only to EPA 600 and 200 series methods.
- Reported to This indicates that the data for a particular analysis is reported to either the LOD/MDL, or the LOQ/RL. In cases where the "Reported to" is located above the LOD/MDL, any value between this and the LOQ represents an estimated value which is "J" flagged accordingly. This applies to volatile and semi-volatile target compounds only.
- NR Not reported
- RPD Relative Percent Difference
- Wet The data has been reported on an as-received (wet weight) basis
- Low Bias Low Bias flag indicates that the recovery of the flagged analyte is below the laboratory or regulatory lower control limit. The data user should take note that this analyte may be biased low but should evaluate multiple lines of evidence including the LCS and site-specific MS/MSD data to draw bias conclusions. In cases where no site-specific MS/MSD was requested, only the LCS data can be used to evaluate such bias.
- High Bias High Bias flag indicates that the recovery of the flagged analyte is above the laboratory or regulatory upper control limit. The data user should take note that this analyte may be biased high but should evaluate multiple lines of evidence including the LCS and site-specific MS/MSD data to draw bias conclusions. In cases where no site-specific MS/MSD was requested, only the LCS data can be used to evaluate such bias.
- Non-Dir. Non-dir. flag (Non-Directional Bias ) indicates that the Relative Percent Difference (RPD) (a measure of precision) among the MS and MSD data is outside the laboratory or regulatory control limit. This alerts the data user where the MS and MSD are from site-specific samples that the RPD is high due to either non-homogeneous distribution of target analyte between the MS/MSD or indicates poor reproducibility for other reasons.

If EPA SW-846 method 8270 is included herein it is noted that the target compound N-nitrosodiphenylamine (NDPA) decomposes in the gas chromatographic inlet and cannot be separated from diphenylamine (DPA). These results could actually represent 100% DPA, 100% NDPA or some combination of the two. For this reason, York reports the combined result for n-nitrosodiphenylamine and diphenylamine for either of these compounds as a combined concentration as Diphenylamine.

If Total PCBs are detected and the target aroclors reported are "Not detected", the Total PCB value is reported due to the presence of either or both Aroclors 1262 and 1268 which are non-target aroclors for some regulatory lists.

2-chloroethylvinyl ether readily breaks down under acidic conditions. Samples that are acid preserved, including standards will exhibit breakdown. The data user should take note.

Certification for pH is no longer offered by NYDOH ELAP.

Semi-Volatile and Volatile analyses are reported down to the LOD/MDL, with values between the LOD/MDL and the LOQ being "J" flagged as estimated results.

# YORK

ANALYTICAL LABORATORIES, INC.  
 120 RESEARCH DR. STRATFORD, CT 06615  
 (203) 325-1371 FAX (203) 357-0166

# Field Chain-of-Custody Record


Page 1 of 1

York Project No. 14D0455

NOTE: York's Std. Terms & Conditions are listed on the back side of this document. This document serves as your written authorization to York to proceed with the analyses requested and your signature binds you to York's Std. Terms & Conditions.

YOUR INFORMATION		Report To:		Invoice To:		YOUR PROJECT ID		Turn-Around Time		Report Type	
Company: <u>LB&amp;E</u>	Company: <u>Same</u>	Company: <u>Same</u>	Company: <u>Rowe Industries.</u>	Volatiles: <u>8260 full</u>	Metals: <u>RCKA8</u>	TPH GRO: <u>TPH DRO</u>	Full Lists: <u>None</u>	<input type="checkbox"/> RUSH - Same Day	<input type="checkbox"/> Summary Report <u>X</u>	<input type="checkbox"/> Summary w/ QA Summary <u>X</u>	<input type="checkbox"/> pdt
Address: <u>4 Research Dr, Suite 301</u>	Address: <u>Same</u>	Address: <u>Same</u>	Address: <u>Rowe Industries.</u>	Site Spec: <u>Nassau Co.</u>	PCBs: <u>8082 PCB</u>	TPH DRG: <u>TPH DRG</u>	Misc. Org: <u>None</u>	<input type="checkbox"/> RUSH - Next Day	<input type="checkbox"/> CT RCP Package	<input type="checkbox"/> Summary <u>X</u>	<input type="checkbox"/> pdt
Phone No. <u>86484</u>	Phone No. <u>Same</u>	Phone No. <u>Same</u>	Phone No. <u>NA85A6</u>	STARS list: <u>BTEX</u>	STARS list: <u>8081 PCB</u>	CT ETPH: <u>CT ETPH</u>	Consent: <u>None</u>	<input type="checkbox"/> RUSH - Two Day	<input type="checkbox"/> CT RCP DQ/DUE Pkg	<input type="checkbox"/> Summary <u>X</u>	<input type="checkbox"/> pdt
Attention: <u>Tunde Sander</u>	Attention: <u>Same</u>	Attention: <u>Same</u>	Attention: <u>NA85A6</u>	STARS list: <u>Acids Only</u>	STARS list: <u>815 Herb</u>	NY 310-15: <u>NY 310-15</u>	Reactivity: <u>None</u>	<input type="checkbox"/> RUSH - Three Day	<input type="checkbox"/> NY ASP A Package	<input type="checkbox"/> Summary <u>X</u>	<input type="checkbox"/> pdt
E-Mail Address: <u>TSander@LB&amp;E.com</u>	E-Mail Address: <u>Same</u>	E-Mail Address: <u>Same</u>	E-Mail Address: <u>NA85A6</u>	Matrix Codes: <u>S - soil</u>	App. IX: <u>App. IX</u>	Full App. IX: <u>Full App. IX</u>	Flash Point: <u>None</u>	<input type="checkbox"/> RUSH - Four Day	<input type="checkbox"/> NY ASP B Package <u>X</u>	<input type="checkbox"/> Summary <u>X</u>	<input type="checkbox"/> pdt
<p><b>Print Clearly and Legibly. All information must be complete. Samples will NOT be logged in and the turn-around time clock will not begin until any questions by York are resolved.</b></p>		<p><b>Print Clearly and Legibly. All information must be complete. Samples will NOT be logged in and the turn-around time clock will not begin until any questions by York are resolved.</b></p>		<p><b>Print Clearly and Legibly. All information must be complete. Samples will NOT be logged in and the turn-around time clock will not begin until any questions by York are resolved.</b></p>		<p><b>Print Clearly and Legibly. All information must be complete. Samples will NOT be logged in and the turn-around time clock will not begin until any questions by York are resolved.</b></p>		<p><b>Print Clearly and Legibly. All information must be complete. Samples will NOT be logged in and the turn-around time clock will not begin until any questions by York are resolved.</b></p>		<p><b>Print Clearly and Legibly. All information must be complete. Samples will NOT be logged in and the turn-around time clock will not begin until any questions by York are resolved.</b></p>	
<p>Standard (5-7 Days) <input checked="" type="checkbox"/></p>		<p>Standard (5-7 Days) <input checked="" type="checkbox"/></p>		<p>Standard (5-7 Days) <input checked="" type="checkbox"/></p>		<p>Standard (5-7 Days) <input checked="" type="checkbox"/></p>		<p>Standard (5-7 Days) <input checked="" type="checkbox"/></p>		<p>Standard (5-7 Days) <input checked="" type="checkbox"/></p>	
<p>Electronic Data Deliverables (EDD)</p>		<p>Electronic Data Deliverables (EDD)</p>		<p>Electronic Data Deliverables (EDD)</p>		<p>Electronic Data Deliverables (EDD)</p>		<p>Electronic Data Deliverables (EDD)</p>		<p>Electronic Data Deliverables (EDD)</p>	
<p>Simple Excel <u>X</u></p>		<p>Simple Excel <u>X</u></p>		<p>Simple Excel <u>X</u></p>		<p>Simple Excel <u>X</u></p>		<p>Simple Excel <u>X</u></p>		<p>Simple Excel <u>X</u></p>	
<p>NYSEDEC EQuIS</p>		<p>NYSEDEC EQuIS</p>		<p>NYSEDEC EQuIS</p>		<p>NYSEDEC EQuIS</p>		<p>NYSEDEC EQuIS</p>		<p>NYSEDEC EQuIS</p>	
<p>EQuIS (std)</p>		<p>EQuIS (std)</p>		<p>EQuIS (std)</p>		<p>EQuIS (std)</p>		<p>EQuIS (std)</p>		<p>EQuIS (std)</p>	
<p>NIDEP SRP HazSite EDD</p>		<p>NIDEP SRP HazSite EDD</p>		<p>NIDEP SRP HazSite EDD</p>		<p>NIDEP SRP HazSite EDD</p>		<p>NIDEP SRP HazSite EDD</p>		<p>NIDEP SRP HazSite EDD</p>	
<p>GIS/KEY (std)</p>		<p>GIS/KEY (std)</p>		<p>GIS/KEY (std)</p>		<p>GIS/KEY (std)</p>		<p>GIS/KEY (std)</p>		<p>GIS/KEY (std)</p>	
<p>Other</p>		<p>Other</p>		<p>Other</p>		<p>Other</p>		<p>Other</p>		<p>Other</p>	
<p>York Regulatory Comparison</p>		<p>York Regulatory Comparison</p>		<p>York Regulatory Comparison</p>		<p>York Regulatory Comparison</p>		<p>York Regulatory Comparison</p>		<p>York Regulatory Comparison</p>	
<p>Excel Spreadsheet</p>		<p>Excel Spreadsheet</p>		<p>Excel Spreadsheet</p>		<p>Excel Spreadsheet</p>		<p>Excel Spreadsheet</p>		<p>Excel Spreadsheet</p>	
<p>Compare to the following Regs. (please fill in)</p>		<p>Compare to the following Regs. (please fill in)</p>		<p>Compare to the following Regs. (please fill in)</p>		<p>Compare to the following Regs. (please fill in)</p>		<p>Compare to the following Regs. (please fill in)</p>		<p>Compare to the following Regs. (please fill in)</p>	
<p>Container Description(s)</p>		<p>Container Description(s)</p>		<p>Container Description(s)</p>		<p>Container Description(s)</p>		<p>Container Description(s)</p>		<p>Container Description(s)</p>	
<p>3V</p>		<p>3V</p>		<p>3V</p>		<p>3V</p>		<p>3V</p>		<p>3V</p>	
<p>3V</p>		<p>3V</p>		<p>3V</p>		<p>3V</p>		<p>3V</p>		<p>3V</p>	
<p>3V</p>		<p>3V</p>		<p>3V</p>		<p>3V</p>		<p>3V</p>		<p>3V</p>	
<p>3V</p>		<p>3V</p>		<p>3V</p>		<p>3V</p>		<p>3V</p>		<p>3V</p>	
<p>Choose Analyses Needed from the Menu Above and Enter Below</p>		<p>Choose Analyses Needed from the Menu Above and Enter Below</p>		<p>Choose Analyses Needed from the Menu Above and Enter Below</p>		<p>Choose Analyses Needed from the Menu Above and Enter Below</p>		<p>Choose Analyses Needed from the Menu Above and Enter Below</p>		<p>Choose Analyses Needed from the Menu Above and Enter Below</p>	
<p>VOC 8260 full list (EPA SW846-8260) plus from 113</p>		<p>VOC 8260 full list (EPA SW846-8260) plus from 113</p>		<p>VOC 8260 full list (EPA SW846-8260) plus from 113</p>		<p>VOC 8260 full list (EPA SW846-8260) plus from 113</p>		<p>VOC 8260 full list (EPA SW846-8260) plus from 113</p>		<p>VOC 8260 full list (EPA SW846-8260) plus from 113</p>	
<p>GW</p>		<p>GW</p>		<p>GW</p>		<p>GW</p>		<p>GW</p>		<p>GW</p>	
<p>4/8/14 1140</p>		<p>4/8/14 1140</p>		<p>4/8/14 1140</p>		<p>4/8/14 1140</p>		<p>4/8/14 1140</p>		<p>4/8/14 1140</p>	
<p>4/8/14 1145</p>		<p>4/8/14 1145</p>		<p>4/8/14 1145</p>		<p>4/8/14 1145</p>		<p>4/8/14 1145</p>		<p>4/8/14 1145</p>	
<p>4/8/14 1150</p>		<p>4/8/14 1150</p>		<p>4/8/14 1150</p>		<p>4/8/14 1150</p>		<p>4/8/14 1150</p>		<p>4/8/14 1150</p>	
<p>4/8/14 1155</p>		<p>4/8/14 1155</p>		<p>4/8/14 1155</p>		<p>4/8/14 1155</p>		<p>4/8/14 1155</p>		<p>4/8/14 1155</p>	
<p>Preservation</p>		<p>Preservation</p>		<p>Preservation</p>		<p>Preservation</p>		<p>Preservation</p>		<p>Preservation</p>	
<p>Check those Applicable</p>		<p>Check those Applicable</p>		<p>Check those Applicable</p>		<p>Check those Applicable</p>		<p>Check those Applicable</p>		<p>Check those Applicable</p>	
<p>Special Instructions</p>		<p>Special Instructions</p>		<p>Special Instructions</p>		<p>Special Instructions</p>		<p>Special Instructions</p>		<p>Special Instructions</p>	
<p>Field Filtered <input type="checkbox"/></p>		<p>Field Filtered <input type="checkbox"/></p>		<p>Field Filtered <input type="checkbox"/></p>		<p>Field Filtered <input type="checkbox"/></p>		<p>Field Filtered <input type="checkbox"/></p>		<p>Field Filtered <input type="checkbox"/></p>	
<p>Lab to Filter <input type="checkbox"/></p>		<p>Lab to Filter <input type="checkbox"/></p>		<p>Lab to Filter <input type="checkbox"/></p>		<p>Lab to Filter <input type="checkbox"/></p>		<p>Lab to Filter <input type="checkbox"/></p>		<p>Lab to Filter <input type="checkbox"/></p>	
<p>4°C</p>		<p>4°C</p>		<p>4°C</p>		<p>4°C</p>		<p>4°C</p>		<p>4°C</p>	
<p>Frozen</p>		<p>Frozen</p>		<p>Frozen</p>		<p>Frozen</p>		<p>Frozen</p>		<p>Frozen</p>	
<p>HCl</p>		<p>HCl</p>		<p>HCl</p>		<p>HCl</p>		<p>HCl</p>		<p>HCl</p>	
<p>ZnAc</p>		<p>ZnAc</p>		<p>ZnAc</p>		<p>ZnAc</p>		<p>ZnAc</p>		<p>ZnAc</p>	
<p>MeOH</p>		<p>MeOH</p>		<p>MeOH</p>		<p>MeOH</p>		<p>MeOH</p>		<p>MeOH</p>	
<p>Ascorbic Acid</p>		<p>Ascorbic Acid</p>		<p>Ascorbic Acid</p>		<p>Ascorbic Acid</p>		<p>Ascorbic Acid</p>		<p>Ascorbic Acid</p>	
<p>Other</p>		<p>Other</p>		<p>Other</p>		<p>Other</p>		<p>Other</p>		<p>Other</p>	
<p>HNO<sub>3</sub></p>		<p>HNO<sub>3</sub></p>		<p>HNO<sub>3</sub></p>		<p>HNO<sub>3</sub></p>		<p>HNO<sub>3</sub></p>		<p>HNO<sub>3</sub></p>	
<p>NaOH</p>		<p>NaOH</p>		<p>NaOH</p>		<p>NaOH</p>		<p>NaOH</p>		<p>NaOH</p>	
<p>Temperature on Receipt</p>		<p>Temperature on Receipt</p>		<p>Temperature on Receipt</p>		<p>Temperature on Receipt</p>		<p>Temperature on Receipt</p>		<p>Temperature on Receipt</p>	
<p>3.6 °C</p>		<p>3.6 °C</p>		<p>3.6 °C</p>		<p>3.6 °C</p>		<p>3.6 °C</p>		<p>3.6 °C</p>	
<p>4/10/14 1535</p>		<p>4/10/14 1535</p>		<p>4/10/14 1535</p>		<p>4/10/14 1535</p>		<p>4/10/14 1535</p>		<p>4/10/14 1535</p>	
<p>Date/Time</p>		<p>Date/Time</p>		<p>Date/Time</p>		<p>Date/Time</p>		<p>Date/Time</p>		<p>Date/Time</p>	
<p>4/10/14-1650</p>		<p>4/10/14-1650</p>		<p>4/10/14-1650</p>		<p>4/10/14-1650</p>		<p>4/10/14-1650</p>		<p>4/10/14-1650</p>	
<p>Date/Time</p>		<p>Date/Time</p>		<p>Date/Time</p>		<p>Date/Time</p>		<p>Date/Time</p>		<p>Date/Time</p>	
<p>Samples Received By</p>		<p>Samples Received By</p>		<p>Samples Received By</p>		<p>Samples Received By</p>		<p>Samples Received By</p>		<p>Samples Received By</p>	
<p>J. Sander</p>		<p>J. Sander</p>		<p>J. Sander</p>		<p>J. Sander</p>		<p>J. Sander</p>		<p>J. Sander</p>	
<p>Samples Relinquished By</p>		<p>Samples Relinquished By</p>		<p>Samples Relinquished By</p>		<p>Samples Relinquished By</p>		<p>Samples Relinquished By</p>		<p>Samples Relinquished By</p>	
<p>J. Sander</p>		<p>J. Sander</p>		<p>J. Sander</p>		<p>J. Sander</p>		<p>J. Sander</p>		<p>J. Sander</p>	
<p>Samples Relinquished In LAB by</p>		<p>Samples Relinquished In LAB by</p>		<p>Samples Relinquished In LAB by</p>		<p>Samples Relinquished In LAB by</p>		<p>Samples Relinquished In LAB by</p>		<p>Samples Relinquished In LAB by</p>	
<p>J. Sander</p>		<p>J. Sander</p>		<p>J. Sander</p>		<p>J. Sander</p>		<p>J. Sander</p>		<p>J. Sander</p>	

(AW & FAW)



# Technical Report

prepared for:

**Leggette Brashears & Graham Shelton Office**

4 Research Drive, Suite 301

Shelton CT, 06484

**Attention: Tunde Komuves-Sandor**

Report Date: 04/17/2014

**Client Project ID: Rowe Industries**

York Project (SDG) No.: 14D0456

CT Cert. No. PH-0723

New Jersey Cert. No. CT-005



New York Cert. No. 10854

PA Cert. No. 68-04440

Report Date: 04/17/2014  
Client Project ID: Rowe Industries  
York Project (SDG) No.: 14D0456

**Leggette Brashears & Graham Shelton Office**

4 Research Drive, Suite 301  
Shelton CT, 06484  
Attention: Tunde Komuves-Sandor

**Purpose and Results**

This report contains the analytical data for the sample(s) identified on the attached chain-of-custody received in our laboratory on April 10, 2014 and listed below. The project was identified as your project: **Rowe Industries**.

The analyses were conducted utilizing appropriate EPA, Standard Methods, and ASTM methods as detailed in the data summary tables.

All samples were received in proper condition meeting the customary acceptance requirements for environmental samples except those indicated under the Notes section of this report.

All analyses met the method and laboratory standard operating procedure requirements except as indicated by any data flags, the meaning of which are explained in the attachment to this report, and case narrative if applicable.

The results of the analyses, which are all reported on dry weight basis (soils) unless otherwise noted, are detailed in the following pages.

Please contact Client Services at 203.325.1371 with any questions regarding this report.

<u>York Sample ID</u>	<u>Client Sample ID</u>	<u>Matrix</u>	<u>Date Collected</u>	<u>Date Received</u>
14D0456-01	WQ040814:1130NP1-1-2	Water	04/08/2014	04/10/2014

**General Notes for York Project (SDG) No.: 14D0456**

1. The RLs and MDLs (Reporting Limit and Method Detection Limit respectively) reported are adjusted for any dilution necessary due to the levels of target and/or non-target analytes and matrix interference. The RL(REPORTING LIMIT) is based upon the lowest standard utilized for the calibration where applicable.
2. Samples are retained for a period of thirty days after submittal of report, unless other arrangements are made.
3. York's liability for the above data is limited to the dollar value paid to York for the referenced project.
4. This report shall not be reproduced without the written approval of York Analytical Laboratories, Inc.
5. All samples were received in proper condition for analysis with proper documentation, unless otherwise noted.
6. All analyses conducted met method or Laboratory SOP requirements. See the Qualifiers and/or Narrative sections for further information.
7. It is noted that no analyses reported herein were subcontracted to another laboratory, unless noted in the report.
8. This report reflects results that relate only to the samples submitted on the attached chain-of-custody form(s) received by York.


**Approved By:**



Benjamin Gulizia  
Laboratory Director

**Date:** 04/17/2014





### Sample Information

**Client Sample ID:** WQ040814:1130NP1-1-2

**York Sample ID:** 14D0456-01

York Project (SDG) No.  
14D0456

Client Project ID  
Rowe Industries

Matrix  
Water

Collection Date/Time  
April 8, 2014 11:30 am

Date Received  
04/10/2014


### Volatile Organics, 8260 List - Low Level

### Log-in Notes:

### Sample Notes:

Sample Prepared by Method: EPA 5030B

CAS No.	Parameter	Result	Flag	Units	Reported to LOD/MDL	LOQ	Dilution	Reference Method	Date/Time Prepared	Date/Time Analyzed	Analyst
630-20-6	1,1,1,2-Tetrachloroethane	ND		ug/L	0.20	0.50	1	EPA 8260C	04/16/2014 16:44	04/17/2014 10:57	BK
71-55-6	<b>1,1,1-Trichloroethane</b>	<b>0.20</b>	J	ug/L	0.20	0.50	1	EPA 8260C	04/16/2014 16:44	04/17/2014 10:57	BK
79-34-5	1,1,2,2-Tetrachloroethane	ND		ug/L	0.20	0.50	1	EPA 8260C	04/16/2014 16:44	04/17/2014 10:57	BK
76-13-1	1,1,2-Trichloro-1,2,2-trifluoroethane (Freon 113)	ND		ug/L	0.20	0.50	1	EPA 8260C	04/16/2014 16:44	04/17/2014 10:57	BK
79-00-5	1,1,2-Trichloroethane	ND		ug/L	0.20	0.50	1	EPA 8260C	04/16/2014 16:44	04/17/2014 10:57	BK
75-34-3	1,1-Dichloroethane	ND		ug/L	0.20	0.50	1	EPA 8260C	04/16/2014 16:44	04/17/2014 10:57	BK
75-35-4	1,1-Dichloroethylene	ND		ug/L	0.20	0.50	1	EPA 8260C	04/16/2014 16:44	04/17/2014 10:57	BK
563-58-6	1,1-Dichloropropylene	ND		ug/L	0.20	0.50	1	EPA 8260C	04/16/2014 16:44	04/17/2014 10:57	BK
87-61-6	1,2,3-Trichlorobenzene	ND		ug/L	0.20	0.50	1	EPA 8260C	04/16/2014 16:44	04/17/2014 10:57	BK
96-18-4	1,2,3-Trichloropropane	ND		ug/L	0.20	0.50	1	EPA 8260C	04/16/2014 16:44	04/17/2014 10:57	BK
120-82-1	1,2,4-Trichlorobenzene	ND		ug/L	0.20	0.50	1	EPA 8260C	04/16/2014 16:44	04/17/2014 10:57	BK
95-63-6	1,2,4-Trimethylbenzene	ND		ug/L	0.20	0.50	1	EPA 8260C	04/16/2014 16:44	04/17/2014 10:57	BK
96-12-8	1,2-Dibromo-3-chloropropane	ND		ug/L	0.20	0.50	1	EPA 8260C	04/16/2014 16:44	04/17/2014 10:57	BK
106-93-4	1,2-Dibromoethane	ND		ug/L	0.20	0.50	1	EPA 8260C	04/16/2014 16:44	04/17/2014 10:57	BK
95-50-1	1,2-Dichlorobenzene	ND		ug/L	0.20	0.50	1	EPA 8260C	04/16/2014 16:44	04/17/2014 10:57	BK
107-06-2	1,2-Dichloroethane	ND		ug/L	0.20	0.50	1	EPA 8260C	04/16/2014 16:44	04/17/2014 10:57	BK
78-87-5	1,2-Dichloropropane	ND		ug/L	0.20	0.50	1	EPA 8260C	04/16/2014 16:44	04/17/2014 10:57	BK
108-67-8	1,3,5-Trimethylbenzene	ND		ug/L	0.20	0.50	1	EPA 8260C	04/16/2014 16:44	04/17/2014 10:57	BK
541-73-1	1,3-Dichlorobenzene	ND		ug/L	0.20	0.50	1	EPA 8260C	04/16/2014 16:44	04/17/2014 10:57	BK
142-28-9	1,3-Dichloropropane	ND		ug/L	0.20	0.50	1	EPA 8260C	04/16/2014 16:44	04/17/2014 10:57	BK
106-46-7	1,4-Dichlorobenzene	ND		ug/L	0.20	0.50	1	EPA 8260C	04/16/2014 16:44	04/17/2014 10:57	BK
594-20-7	2,2-Dichloropropane	ND		ug/L	0.20	0.50	1	EPA 8260C	04/16/2014 16:44	04/17/2014 10:57	BK
95-49-8	2-Chlorotoluene	ND		ug/L	0.20	0.50	1	EPA 8260C	04/16/2014 16:44	04/17/2014 10:57	BK
591-78-6	2-Hexanone	ND		ug/L	0.20	0.50	1	EPA 8260C	04/16/2014 16:44	04/17/2014 10:57	BK
106-43-4	4-Chlorotoluene	ND		ug/L	0.20	0.50	1	EPA 8260C	04/16/2014 16:44	04/17/2014 10:57	BK
67-64-1	Acetone	ND		ug/L	1.0	2.0	1	EPA 8260C	04/16/2014 16:44	04/17/2014 10:57	BK
71-43-2	Benzene	ND		ug/L	0.20	0.50	1	EPA 8260C	04/16/2014 16:44	04/17/2014 10:57	BK
108-86-1	Bromobenzene	ND		ug/L	0.20	0.50	1	EPA 8260C	04/16/2014 16:44	04/17/2014 10:57	BK
74-97-5	Bromochloromethane	ND		ug/L	0.20	0.50	1	EPA 8260C	04/16/2014 16:44	04/17/2014 10:57	BK
75-27-4	Bromodichloromethane	ND		ug/L	0.20	0.50	1	EPA 8260C	04/16/2014 16:44	04/17/2014 10:57	BK
75-25-2	Bromoform	ND		ug/L	0.20	0.50	1	EPA 8260C	04/16/2014 16:44	04/17/2014 10:57	BK
74-83-9	Bromomethane	ND		ug/L	0.20	0.50	1	EPA 8260C	04/16/2014 16:44	04/17/2014 10:57	BK
56-23-5	Carbon tetrachloride	ND		ug/L	0.20	0.50	1	EPA 8260C	04/16/2014 16:44	04/17/2014 10:57	BK
108-90-7	Chlorobenzene	ND		ug/L	0.20	0.50	1	EPA 8260C	04/16/2014 16:44	04/17/2014 10:57	BK



### Sample Information

**Client Sample ID:** WQ040814:1130NP1-1-2

**York Sample ID:** 14D0456-01

York Project (SDG) No.

Client Project ID

Matrix

Collection Date/Time

Date Received

14D0456

Rowe Industries

Water

April 8, 2014 11:30 am

04/10/2014


**Volatile Organics, 8260 List - Low Level**

**Log-in Notes:**

**Sample Notes:**

Sample Prepared by Method: EPA 5030B

CAS No.	Parameter	Result	Flag	Units	Reported to LOD/MDL	LOQ	Dilution	Reference Method	Date/Time Prepared	Date/Time Analyzed	Analyst
75-00-3	Chloroethane	ND		ug/L	0.20	0.50	1	EPA 8260C	04/16/2014 16:44	04/17/2014 10:57	BK
67-66-3	Chloroform	ND		ug/L	0.20	0.50	1	EPA 8260C	04/16/2014 16:44	04/17/2014 10:57	BK
74-87-3	Chloromethane	ND		ug/L	0.20	0.50	1	EPA 8260C	04/16/2014 16:44	04/17/2014 10:57	BK
156-59-2	<b>cis-1,2-Dichloroethylene</b>	<b>0.68</b>		ug/L	0.20	0.50	1	EPA 8260C	04/16/2014 16:44	04/17/2014 10:57	BK
10061-01-5	cis-1,3-Dichloropropylene	ND		ug/L	0.20	0.50	1	EPA 8260C	04/16/2014 16:44	04/17/2014 10:57	BK
124-48-1	Dibromochloromethane	ND		ug/L	0.20	0.50	1	EPA 8260C	04/16/2014 16:44	04/17/2014 10:57	BK
74-95-3	Dibromomethane	ND		ug/L	0.20	0.50	1	EPA 8260C	04/16/2014 16:44	04/17/2014 10:57	BK
75-71-8	Dichlorodifluoromethane	ND		ug/L	0.20	0.50	1	EPA 8260C	04/16/2014 16:44	04/17/2014 10:57	BK
100-41-4	Ethyl Benzene	ND		ug/L	0.20	0.50	1	EPA 8260C	04/16/2014 16:44	04/17/2014 10:57	BK
87-68-3	Hexachlorobutadiene	ND		ug/L	0.20	0.50	1	EPA 8260C	04/16/2014 16:44	04/17/2014 10:57	BK
98-82-8	Isopropylbenzene	ND		ug/L	0.20	0.50	1	EPA 8260C	04/16/2014 16:44	04/17/2014 10:57	BK
1634-04-4	Methyl tert-butyl ether (MTBE)	ND		ug/L	0.20	0.50	1	EPA 8260C	04/16/2014 16:44	04/17/2014 10:57	BK
75-09-2	Methylene chloride	ND		ug/L	1.0	2.0	1	EPA 8260C	04/16/2014 16:44	04/17/2014 10:57	BK
91-20-3	Naphthalene	ND		ug/L	1.0	2.0	1	EPA 8260C	04/16/2014 16:44	04/17/2014 10:57	BK
104-51-8	n-Butylbenzene	ND		ug/L	0.20	0.50	1	EPA 8260C	04/16/2014 16:44	04/17/2014 10:57	BK
103-65-1	n-Propylbenzene	ND		ug/L	0.20	0.50	1	EPA 8260C	04/16/2014 16:44	04/17/2014 10:57	BK
95-47-6	o-Xylene	ND		ug/L	0.20	0.50	1	EPA 8260C	04/16/2014 16:44	04/17/2014 10:57	BK
179601-23-1	p- & m- Xylenes	ND		ug/L	0.50	1.0	1	EPA 8260C	04/16/2014 16:44	04/17/2014 10:57	BK
99-87-6	p-Isopropyltoluene	ND		ug/L	0.20	0.50	1	EPA 8260C	04/16/2014 16:44	04/17/2014 10:57	BK
135-98-8	sec-Butylbenzene	ND		ug/L	0.20	0.50	1	EPA 8260C	04/16/2014 16:44	04/17/2014 10:57	BK
100-42-5	Styrene	ND		ug/L	0.20	0.50	1	EPA 8260C	04/16/2014 16:44	04/17/2014 10:57	BK
98-06-6	tert-Butylbenzene	ND		ug/L	0.20	0.50	1	EPA 8260C	04/16/2014 16:44	04/17/2014 10:57	BK
127-18-4	<b>Tetrachloroethylene</b>	<b>0.94</b>		ug/L	0.20	0.50	1	EPA 8260C	04/16/2014 16:44	04/17/2014 10:57	BK
108-88-3	Toluene	ND		ug/L	0.20	0.50	1	EPA 8260C	04/16/2014 16:44	04/17/2014 10:57	BK
156-60-5	trans-1,2-Dichloroethylene	ND		ug/L	0.20	0.50	1	EPA 8260C	04/16/2014 16:44	04/17/2014 10:57	BK
10061-02-6	trans-1,3-Dichloropropylene	ND		ug/L	0.20	0.50	1	EPA 8260C	04/16/2014 16:44	04/17/2014 10:57	BK
79-01-6	<b>Trichloroethylene</b>	<b>0.65</b>	CCV-E	ug/L	0.20	0.50	1	EPA 8260C	04/16/2014 16:44	04/17/2014 10:57	BK
75-69-4	Trichlorofluoromethane	ND		ug/L	0.20	0.50	1	EPA 8260C	04/16/2014 16:44	04/17/2014 10:57	BK
75-01-4	Vinyl Chloride	ND		ug/L	0.50	0.50	1	EPA 8260C	04/16/2014 16:44	04/17/2014 10:57	BK
1330-20-7	Xylenes, Total	ND		ug/L	0.60	1.5	1	EPA 8260C	04/16/2014 16:44	04/17/2014 10:57	BK
	<b>Surrogate Recoveries</b>	<b>Result</b>			<b>Acceptance Range</b>						
17060-07-0	Surrogate: 1,2-Dichloroethane-d4	72.5 %	S-04		81-123						
460-00-4	Surrogate: p-Bromofluorobenzene	94.1 %			70-128						
2037-26-5	Surrogate: Toluene-d8	95.5 %			88-114						




## Analytical Batch Summary

**Batch ID:** BD40812

**Preparation Method:** EPA 5030B

**Prepared By:** BK

YORK Sample ID	Client Sample ID	Preparation Date
14D0456-01	WQ040814:1130NP1-1-2	04/16/14
BD40812-BLK1	Blank	04/16/14
BD40812-BS1	LCS	04/16/14
BD40812-BSD1	LCS Dup	04/16/14



**Volatile Organic Compounds by GC/MS - Quality Control Data**  
**York Analytical Laboratories, Inc.**

Analyte	Result	Reporting Limit	Units	Spike Level	Source* Result	%REC	%REC Limits	Flag	RPD	RPD Limit	Flag
---------	--------	-----------------	-------	-------------	----------------	------	-------------	------	-----	-----------	------

**Batch BD40812 - EPA 5030B**

**Blank (BD40812-BLK1)**

Prepared: 04/16/2014 Analyzed: 04/17/2014

1,1,1,2-Tetrachloroethane	ND	0.50	ug/L								
1,1,1-Trichloroethane	ND	0.50	"								
1,1,2,2-Tetrachloroethane	ND	0.50	"								
1,1,2-Trichloro-1,2,2-trifluoroethane (Freon 113)	ND	0.50	"								
1,1,2-Trichloroethane	ND	0.50	"								
1,1-Dichloroethane	ND	0.50	"								
1,1-Dichloroethylene	ND	0.50	"								
1,1-Dichloropropylene	ND	0.50	"								
1,2,3-Trichlorobenzene	0.30	0.50	"								
1,2,3-Trichloropropane	ND	0.50	"								
1,2,4-Trichlorobenzene	0.24	0.50	"								
1,2,4-Trimethylbenzene	ND	0.50	"								
1,2-Dibromo-3-chloropropane	ND	0.50	"								
1,2-Dibromoethane	ND	0.50	"								
1,2-Dichlorobenzene	ND	0.50	"								
1,2-Dichloroethane	ND	0.50	"								
1,2-Dichloropropane	ND	0.50	"								
1,3,5-Trimethylbenzene	ND	0.50	"								
1,3-Dichlorobenzene	ND	0.50	"								
1,3-Dichloropropane	ND	0.50	"								
1,4-Dichlorobenzene	ND	0.50	"								
2,2-Dichloropropane	ND	0.50	"								
2-Chlorotoluene	ND	0.50	"								
2-Hexanone	ND	0.50	"								
4-Chlorotoluene	ND	0.50	"								
Acetone	1.8	2.0	"								
Benzene	ND	0.50	"								
Bromobenzene	ND	0.50	"								
Bromochloromethane	ND	0.50	"								
Bromodichloromethane	ND	0.50	"								
Bromoform	ND	0.50	"								
Bromomethane	ND	0.50	"								
Carbon tetrachloride	ND	0.50	"								
Chlorobenzene	ND	0.50	"								
Chloroethane	ND	0.50	"								
Chloroform	ND	0.50	"								
Chloromethane	ND	0.50	"								
cis-1,2-Dichloroethylene	ND	0.50	"								
cis-1,3-Dichloropropylene	ND	0.50	"								
Dibromochloromethane	ND	0.50	"								
Dibromomethane	ND	0.50	"								
Dichlorodifluoromethane	ND	0.50	"								
Ethyl Benzene	ND	0.50	"								
Hexachlorobutadiene	ND	0.50	"								
Isopropylbenzene	ND	0.50	"								
Methyl tert-butyl ether (MTBE)	ND	0.50	"								
Methylene chloride	ND	2.0	"								
Naphthalene	ND	2.0	"								
n-Butylbenzene	ND	0.50	"								
n-Propylbenzene	ND	0.50	"								
o-Xylene	ND	0.50	"								



**Volatile Organic Compounds by GC/MS - Quality Control Data**

**York Analytical Laboratories, Inc.**

Analyte	Result	Reporting	Units	Spike Level	Source*	%REC	%REC Limits	Flag	RPD	
		Limit			Result				RPD	Limit

**Batch BD40812 - EPA 5030B**

**Blank (BD40812-BLK1)**


Prepared: 04/16/2014 Analyzed: 04/17/2014

p- & m- Xylenes	ND	1.0	ug/L							
p-Isopropyltoluene	ND	0.50	"							
sec-Butylbenzene	ND	0.50	"							
Styrene	ND	0.50	"							
tert-Butylbenzene	ND	0.50	"							
Tetrachloroethylene	ND	0.50	"							
Toluene	ND	0.50	"							
trans-1,2-Dichloroethylene	ND	0.50	"							
trans-1,3-Dichloropropylene	ND	0.50	"							
Trichloroethylene	ND	0.50	"							
Trichlorofluoromethane	ND	0.50	"							
Vinyl Chloride	ND	0.50	"							
Xylenes, Total	ND	1.5	"							
<i>Surrogate: 1,2-Dichloroethane-d4</i>	8.87		"	10.0		88.7	81-123			
<i>Surrogate: p-Bromofluorobenzene</i>	9.30		"	10.0		93.0	70-128			
<i>Surrogate: Toluene-d8</i>	9.62		"	10.0		96.2	88-114			

**LCS (BD40812-BS1)**

Prepared: 04/16/2014 Analyzed: 04/17/2014

1,1,1,2-Tetrachloroethane	8.35		ug/L	10.0		83.5	85-118	Low Bias		
1,1,1-Trichloroethane	9.09		"	10.0		90.9	74-128			
1,1,2,2-Tetrachloroethane	8.21		"	10.0		82.1	71-130			
1,1,2-Trichloro-1,2,2-trifluoroethane (Freon 113)	11.0		"	10.0		110	51-157			
1,1,2-Trichloroethane	9.12		"	10.0		91.2	80-122			
1,1-Dichloroethane	9.87		"	10.0		98.7	70-131			
1,1-Dichloroethylene	7.95		"	10.0		79.5	60-143			
1,1-Dichloropropylene	10.0		"	10.0		100	78-122			
1,2,3-Trichlorobenzene	10.1		"	10.0		101	68-140			
1,2,3-Trichloropropane	8.48		"	10.0		84.8	77-125			
1,2,4-Trichlorobenzene	10.2		"	10.0		102	65-143			
1,2,4-Trimethylbenzene	9.12		"	10.0		91.2	83-121			
1,2-Dibromo-3-chloropropane	7.98		"	10.0		79.8	60-146			
1,2-Dibromoethane	8.45		"	10.0		84.5	82-122			
1,2-Dichlorobenzene	9.16		"	10.0		91.6	85-115			
1,2-Dichloroethane	8.88		"	10.0		88.8	72-126			
1,2-Dichloropropane	9.93		"	10.0		99.3	78-119			
1,3,5-Trimethylbenzene	9.23		"	10.0		92.3	84-118			
1,3-Dichlorobenzene	9.51		"	10.0		95.1	83-117			
1,3-Dichloropropane	8.88		"	10.0		88.8	79-121			
1,4-Dichlorobenzene	9.41		"	10.0		94.1	83-118			
2,2-Dichloropropane	7.77		"	10.0		77.7	60-135			
2-Chlorotoluene	8.52		"	10.0		85.2	81-118			
2-Hexanone	7.33		"	10.0		73.3	50-151			
4-Chlorotoluene	8.42		"	10.0		84.2	81-117			
Acetone	7.03		"	10.0		70.3	21-172			
Benzene	10.3		"	10.0		103	82-120			
Bromobenzene	8.31		"	10.0		83.1	82-119			
Bromochloromethane	9.05		"	10.0		90.5	69-125			
Bromodichloromethane	8.72		"	10.0		87.2	84-117			
Bromoform	8.22		"	10.0		82.2	77-130			
Bromomethane	11.8		"	10.0		118	16-162			
Carbon tetrachloride	9.40		"	10.0		94.0	72-132			
Chlorobenzene	9.59		"	10.0		95.9	88-112			



Volatile Organic Compounds by GC/MS - Quality Control Data

York Analytical Laboratories, Inc.

Analyte	Result	Reporting	Units	Spike Level	Source*	%REC	%REC Limits	Flag	RPD	RPD	
		Limit			Result					Limit	Flag

Batch BD40812 - EPA 5030B

LCS (BD40812-BS1)

Prepared: 04/16/2014 Analyzed: 04/17/2014

Chloroethane	10.1		ug/L	10.0		101	29-172				
Chloroform	9.76		"	10.0		97.6	77-124				
Chloromethane	8.90		"	10.0		89.0	37-131				
cis-1,2-Dichloroethylene	10.5		"	10.0		105	77-124				
cis-1,3-Dichloropropylene	8.71		"	10.0		87.1	81-117				
Dibromochloromethane	8.37		"	10.0		83.7	72-131				
Dibromomethane	8.74		"	10.0		87.4	85-116				
Dichlorodifluoromethane	8.15		"	10.0		81.5	47-152				
Ethyl Benzene	8.67		"	10.0		86.7	86-114				
Hexachlorobutadiene	9.44		"	10.0		94.4	68-139				
Isopropylbenzene	9.11		"	10.0		91.1	84-118				
Methyl tert-butyl ether (MTBE)	9.76		"	10.0		97.6	49-156				
Methylene chloride	8.33		"	10.0		83.3	51-145				
Naphthalene	9.27		"	10.0		92.7	67-141				
n-Butylbenzene	8.72		"	10.0		87.2	76-125				
n-Propylbenzene	8.64		"	10.0		86.4	84-118				
o-Xylene	8.55		"	10.0		85.5	85-114				
p- & m- Xylenes	16.9		"	20.0		84.3	84-117				
p-Isopropyltoluene	9.66		"	10.0		96.6	84-121				
sec-Butylbenzene	9.10		"	10.0		91.0	85-119				
Styrene	8.96		"	10.0		89.6	77-126				
tert-Butylbenzene	9.03		"	10.0		90.3	83-119				
Tetrachloroethylene	9.74		"	10.0		97.4	75-129				
Toluene	8.66		"	10.0		86.6	86-113				
trans-1,2-Dichloroethylene	9.38		"	10.0		93.8	55-148				
trans-1,3-Dichloropropylene	8.02		"	10.0		80.2	77-120				
Trichloroethylene	9.15		"	10.0		91.5	85-115				
Trichlorofluoromethane	8.72		"	10.0		87.2	69-131				
Vinyl Chloride	9.09		"	10.0		90.9	44-152				
Surrogate: 1,2-Dichloroethane-d4	8.67		"	10.0		86.7	81-123				
Surrogate: p-Bromofluorobenzene	10.6		"	10.0		106	70-128				
Surrogate: Toluene-d8	9.55		"	10.0		95.5	88-114				



Volatile Organic Compounds by GC/MS - Quality Control Data

York Analytical Laboratories, Inc.

Analyte	Result	Reporting Limit	Units	Spike Level	Source* Result	%REC	%REC Limits	Flag	RPD	RPD Limit	Flag
<b>Batch BD40812 - EPA 5030B</b>											
<b>LCS Dup (BD40812-BSD1)</b>											
										Prepared: 04/16/2014 Analyzed: 04/17/2014	
1,1,1,2-Tetrachloroethane	8.44		ug/L	10.0		84.4	85-118	Low Bias	1.07	30	
1,1,1-Trichloroethane	9.79		"	10.0		97.9	74-128		7.42	30	
1,1,2,2-Tetrachloroethane	7.97		"	10.0		79.7	71-130		2.97	30	
1,1,2-Trichloro-1,2,2-trifluoroethane (Freon 113)	11.8		"	10.0		118	51-157		6.59	30	
1,1,2-Trichloroethane	9.26		"	10.0		92.6	80-122		1.52	30	
1,1-Dichloroethane	10.0		"	10.0		100	70-131		1.61	30	
1,1-Dichloroethylene	8.36		"	10.0		83.6	60-143		5.03	30	
1,1-Dichloropropylene	10.3		"	10.0		103	78-122		3.25	30	
1,2,3-Trichlorobenzene	9.87		"	10.0		98.7	68-140		2.30	30	
1,2,3-Trichloropropane	8.12		"	10.0		81.2	77-125		4.34	30	
1,2,4-Trichlorobenzene	10.0		"	10.0		100	65-143		2.08	30	
1,2,4-Trimethylbenzene	9.19		"	10.0		91.9	83-121		0.765	30	
1,2-Dibromo-3-chloropropane	7.53		"	10.0		75.3	60-146		5.80	30	
1,2-Dibromoethane	8.51		"	10.0		85.1	82-122		0.708	30	
1,2-Dichlorobenzene	8.88		"	10.0		88.8	85-115		3.10	30	
1,2-Dichloroethane	8.62		"	10.0		86.2	72-126		2.97	30	
1,2-Dichloropropane	9.60		"	10.0		96.0	78-119		3.38	30	
1,3,5-Trimethylbenzene	9.08		"	10.0		90.8	84-118		1.64	30	
1,3-Dichlorobenzene	9.62		"	10.0		96.2	83-117		1.15	30	
1,3-Dichloropropane	8.55		"	10.0		85.5	79-121		3.79	30	
1,4-Dichlorobenzene	9.14		"	10.0		91.4	83-118		2.91	30	
2,2-Dichloropropane	7.72		"	10.0		77.2	60-135		0.646	30	
2-Chlorotoluene	8.65		"	10.0		86.5	81-118		1.51	30	
2-Hexanone	7.06		"	10.0		70.6	50-151		3.75	30	
4-Chlorotoluene	8.34		"	10.0		83.4	81-117		0.955	30	
Acetone	6.86		"	10.0		68.6	21-172		2.45	30	
Benzene	10.6		"	10.0		106	82-120		3.44	30	
Bromobenzene	8.06		"	10.0		80.6	82-119	Low Bias	3.05	30	
Bromochloromethane	8.96		"	10.0		89.6	69-125		0.999	30	
Bromodichloromethane	8.59		"	10.0		85.9	84-117		1.50	30	
Bromoform	8.11		"	10.0		81.1	77-130		1.35	30	
Bromomethane	12.8		"	10.0		128	16-162		8.55	30	
Carbon tetrachloride	9.89		"	10.0		98.9	72-132		5.08	30	
Chlorobenzene	9.46		"	10.0		94.6	88-112		1.36	30	
Chloroethane	10.2		"	10.0		102	29-172		1.28	30	
Chloroform	10.1		"	10.0		101	77-124		3.13	30	
Chloromethane	8.90		"	10.0		89.0	37-131		0.00	30	
cis-1,2-Dichloroethylene	10.7		"	10.0		107	77-124		2.08	30	
cis-1,3-Dichloropropylene	8.70		"	10.0		87.0	81-117		0.115	30	
Dibromochloromethane	8.08		"	10.0		80.8	72-131		3.53	30	
Dibromomethane	8.92		"	10.0		89.2	85-116		2.04	30	
Dichlorodifluoromethane	8.91		"	10.0		89.1	47-152		8.91	30	
Ethyl Benzene	8.52		"	10.0		85.2	86-114	Low Bias	1.75	30	
Hexachlorobutadiene	9.31		"	10.0		93.1	68-139		1.39	30	
Isopropylbenzene	9.11		"	10.0		91.1	84-118		0.00	30	
Methyl tert-butyl ether (MTBE)	9.97		"	10.0		99.7	49-156		2.13	30	
Methylene chloride	8.92		"	10.0		89.2	51-145		6.84	30	
Naphthalene	9.04		"	10.0		90.4	67-141		2.51	30	
n-Butylbenzene	8.66		"	10.0		86.6	76-125		0.690	30	
n-Propylbenzene	8.70		"	10.0		87.0	84-118		0.692	30	
o-Xylene	8.31		"	10.0		83.1	85-114	Low Bias	2.85	30	



**Volatile Organic Compounds by GC/MS - Quality Control Data**  
**York Analytical Laboratories, Inc.**


Analyte	Result	Reporting	Units	Spike	Source*	%REC	%REC	Limits	Flag	RPD	RPD	Limit	Flag
		Limit			Result					Limit			

**Batch BD40812 - EPA 5030B**

**LCS Dup (BD40812-BSD1)**


Prepared: 04/16/2014 Analyzed: 04/17/2014

p- & m- Xylenes	16.5		ug/L	20.0		82.6	84-117	Low Bias	2.04	30
p-Isopropyltoluene	9.64		"	10.0		96.4	84-121		0.207	30
sec-Butylbenzene	9.28		"	10.0		92.8	85-119		1.96	30
Styrene	8.75		"	10.0		87.5	77-126		2.37	30
tert-Butylbenzene	8.94		"	10.0		89.4	83-119		1.00	30
Tetrachloroethylene	9.88		"	10.0		98.8	75-129		1.43	30
Toluene	8.89		"	10.0		88.9	86-113		2.62	30
trans-1,2-Dichloroethylene	9.59		"	10.0		95.9	55-148		2.21	30
trans-1,3-Dichloropropylene	8.03		"	10.0		80.3	77-120		0.125	30
Trichloroethylene	9.99		"	10.0		99.9	85-115		8.78	30
Trichlorofluoromethane	9.65		"	10.0		96.5	69-131		10.1	30
Vinyl Chloride	9.84		"	10.0		98.4	44-152		7.92	30
<i>Surrogate: 1,2-Dichloroethane-d4</i>	8.72		"	10.0		87.2	81-123			
<i>Surrogate: p-Bromofluorobenzene</i>	10.8		"	10.0		108	70-128			
<i>Surrogate: Toluene-d8</i>	9.41		"	10.0		94.1	88-114			



### Volatile Analysis Sample Containers

Lab ID	Client Sample ID	Volatile Sample Container
14D0456-01	WQ040814:1130NP1-1-2	40mL Clear Vial (pre-pres.) HCl; Cool to 4° C



## Notes and Definitions

- S-04 The surrogate recovery for this sample is outside of established control limits due to a sample matrix effect.
- QL-02 This LCS analyte is outside Laboratory Recovery limits due the analyte behavior using the referenced method. The reference method has certain limitations with respect to analytes of this nature.
- J Detected below the Reporting Limit but greater than or equal to the Method Detection Limit (MDL/LOD) or in the case of a TIC, the result is an estimated concentration.
- CCV-E The value reported is ESTIMATED. The value is estimated due to its behavior during continuing calibration verification (>20% Difference for average Rf or >20% Drift for quadratic fit).

- 
- \* Analyte is not certified or the state of the samples origination does not offer certification for the Analyte.
- ND NOT DETECTED - the analyte is not detected at the Reported to level (LOQ/RL or LOD/MDL)
- RL REPORTING LIMIT - the minimum reportable value based upon the lowest point in the analyte calibration curve.
- LOQ LIMIT OF QUANTITATION - the minimum concentration of a target analyte that can be reported within a specified degree of confidence. This is the lowest point in an analyte calibration curve that has been subjected to all steps of the processing/analysis and verified to meet defined criteria. This is based upon NELAC 2009 Standards and applies to all analyses.
- LOD LIMIT OF DETECTION - a verified estimate of the minimum concentration of a substance in a given matrix that an analytical process can reliably detect. This is based upon NELAC 2009 Standards and applies to all analyses conducted under the auspices of EPA SW-846.
- MDL METHOD DETECTION LIMIT - a statistically derived estimate of the minimum amount of a substance an analytical system can reliably detect with a 99% confidence that the concentration of the substance is greater than zero. This is based upon 40 CFR Part 136 Appendix B and applies only to EPA 600 and 200 series methods.
- Reported to This indicates that the data for a particular analysis is reported to either the LOD/MDL, or the LOQ/RL. In cases where the "Reported to" is located above the LOD/MDL, any value between this and the LOQ represents an estimated value which is "J" flagged accordingly. This applies to volatile and semi-volatile target compounds only.
- NR Not reported
- RPD Relative Percent Difference
- Wet The data has been reported on an as-received (wet weight) basis
- Low Bias Low Bias flag indicates that the recovery of the flagged analyte is below the laboratory or regulatory lower control limit. The data user should take note that this analyte may be biased low but should evaluate multiple lines of evidence including the LCS and site-specific MS/MSD data to draw bias conclusions. In cases where no site-specific MS/MSD was requested, only the LCS data can be used to evaluate such bias.
- High Bias High Bias flag indicates that the recovery of the flagged analyte is above the laboratory or regulatory upper control limit. The data user should take note that this analyte may be biased high but should evaluate multiple lines of evidence including the LCS and site-specific MS/MSD data to draw bias conclusions. In cases where no site-specific MS/MSD was requested, only the LCS data can be used to evaluate such bias.
- Non-Dir. Non-dir. flag (Non-Directional Bias ) indicates that the Relative Percent Difference (RPD) (a measure of precision) among the MS and MSD data is outside the laboratory or regulatory control limit. This alerts the data user where the MS and MSD are from site-specific samples that the RPD is high due to either non-homogeneous distribution of target analyte between the MS/MSD or indicates poor reproducibility for other reasons.


If EPA SW-846 method 8270 is included herein it is noted that the target compound N-nitrosodiphenylamine (NDPA) decomposes in the gas chromatographic inlet and cannot be separated from diphenylamine (DPA). These results could actually represent 100% DPA, 100% NDPA or some combination of the two. For this reason, York reports the combined result for n-nitrosodiphenylamine and diphenylamine for either of these compounds as a combined concentration as Diphenylamine.

If Total PCBs are detected and the target aroclors reported are "Not detected", the Total PCB value is reported due to the presence of either or both Aroclors 1262 and 1268 which are non-target aroclors for some regulatory lists.


2-chloroethylvinyl ether readily breaks down under acidic conditions. Samples that are acid preserved, including standards will exhibit breakdown. The data user should take note.

Certification for pH is no longer offered by NYDOH ELAP.

Semi-Volatile and Volatile analyses are reported down to the LOD/MDL, with values between the LOD/MDL and the LOQ being "J" flagged as estimated results.







# Technical Report

prepared for:

**Leggette Brashears & Graham Shelton Office**

4 Research Drive, Suite 301

Shelton CT, 06484

**Attention: Tunde Komuves-Sandor**

Report Date: 05/01/2014

**Client Project ID: Rowe Industries**

York Project (SDG) No.: 14D0982

CT Cert. No. PH-0723

New Jersey Cert. No. CT-005



New York Cert. No. 10854

PA Cert. No. 68-04440

Report Date: 05/01/2014  
Client Project ID: Rowe Industries  
York Project (SDG) No.: 14D0982

**Leggette Brashears & Graham Shelton Office**  
4 Research Drive, Suite 301  
Shelton CT, 06484  
Attention: Tunde Komuves-Sandor

## Purpose and Results

This report contains the analytical data for the sample(s) identified on the attached chain-of-custody received in our laboratory on April 24, 2014 and listed below. The project was identified as your project: **Rowe Industries**.

The analyses were conducted utilizing appropriate EPA, Standard Methods, and ASTM methods as detailed in the data summary tables.

All samples were received in proper condition meeting the customary acceptance requirements for environmental samples except those indicated under the Notes section of this report.

All analyses met the method and laboratory standard operating procedure requirements except as indicated by any data flags, the meaning of which are explained in the attachment to this report, and case narrative if applicable.

The results of the analyses, which are all reported on dry weight basis (soils) unless otherwise noted, are detailed in the following pages.

Please contact Client Services at 203.325.1371 with any questions regarding this report.

<u>York Sample ID</u>	<u>Client Sample ID</u>	<u>Matrix</u>	<u>Date Collected</u>	<u>Date Received</u>
14D0982-01	WQ042114:1250NP1-1-4	Water	04/21/2014	04/24/2014
14D0982-02	WQ042114:1140NP1-1-6	Water	04/21/2014	04/24/2014
14D0982-03	WQ042114:1210NP1-1-7	Water	04/21/2014	04/24/2014

## General Notes for York Project (SDG) No.: 14D0982

1. The RLs and MDLs (Reporting Limit and Method Detection Limit respectively) reported are adjusted for any dilution necessary due to the levels of target and/or non-target analytes and matrix interference. The RL(REPORTING LIMIT) is based upon the lowest standard utilized for the calibration where applicable.
2. Samples are retained for a period of thirty days after submittal of report, unless other arrangements are made.
3. York's liability for the above data is limited to the dollar value paid to York for the referenced project.
4. This report shall not be reproduced without the written approval of York Analytical Laboratories, Inc.
5. All samples were received in proper condition for analysis with proper documentation, unless otherwise noted.
6. All analyses conducted met method or Laboratory SOP requirements. See the Qualifiers and/or Narrative sections for further information.
7. It is noted that no analyses reported herein were subcontracted to another laboratory, unless noted in the report.
8. This report reflects results that relate only to the samples submitted on the attached chain-of-custody form(s) received by York.


Approved By:



Benjamin Gulizia  
Laboratory Director

Date: 05/01/2014





### Sample Information

**Client Sample ID:** WQ042114:1250NP1-1-4

**York Sample ID:** 14D0982-01

<u>York Project (SDG) No.</u>	<u>Client Project ID</u>	<u>Matrix</u>	<u>Collection Date/Time</u>	<u>Date Received</u>
14D0982	Rowe Industries	Water	April 21, 2014 12:50 pm	04/24/2014

**Volatile Organics, 8260 List - Low Level**

**Log-in Notes:**

**Sample Notes:**

Sample Prepared by Method: EPA 5030B

CAS No.	Parameter	Result	Flag	Units	Reported to LOD/MDL	LOQ	Dilution	Reference Method	Date/Time Prepared	Date/Time Analyzed	Analyst
630-20-6	1,1,1,2-Tetrachloroethane	ND		ug/L	0.20	0.50	1	EPA 8260C	04/29/2014 08:02	04/29/2014 18:44	SS
71-55-6	1,1,1-Trichloroethane	ND		ug/L	0.20	0.50	1	EPA 8260C	04/29/2014 08:02	04/29/2014 18:44	SS
79-34-5	1,1,2,2-Tetrachloroethane	ND		ug/L	0.20	0.50	1	EPA 8260C	04/29/2014 08:02	04/29/2014 18:44	SS
76-13-1	1,1,2-Trichloro-1,2,2-trifluoroethane (Freon 113)	ND		ug/L	0.20	0.50	1	EPA 8260C	04/29/2014 08:02	04/29/2014 18:44	SS
79-00-5	1,1,2-Trichloroethane	ND		ug/L	0.20	0.50	1	EPA 8260C	04/29/2014 08:02	04/29/2014 18:44	SS
75-34-3	1,1-Dichloroethane	ND		ug/L	0.20	0.50	1	EPA 8260C	04/29/2014 08:02	04/29/2014 18:44	SS
75-35-4	1,1-Dichloroethylene	ND		ug/L	0.20	0.50	1	EPA 8260C	04/29/2014 08:02	04/29/2014 18:44	SS
563-58-6	1,1-Dichloropropylene	ND		ug/L	0.20	0.50	1	EPA 8260C	04/29/2014 08:02	04/29/2014 18:44	SS
87-61-6	1,2,3-Trichlorobenzene	ND		ug/L	0.20	0.50	1	EPA 8260C	04/29/2014 08:02	04/29/2014 18:44	SS
96-18-4	1,2,3-Trichloropropane	ND		ug/L	0.20	0.50	1	EPA 8260C	04/29/2014 08:02	04/29/2014 18:44	SS
120-82-1	1,2,4-Trichlorobenzene	ND		ug/L	0.20	0.50	1	EPA 8260C	04/29/2014 08:02	04/29/2014 18:44	SS
95-63-6	1,2,4-Trimethylbenzene	ND		ug/L	0.20	0.50	1	EPA 8260C	04/29/2014 08:02	04/29/2014 18:44	SS
96-12-8	1,2-Dibromo-3-chloropropane	ND		ug/L	0.20	0.50	1	EPA 8260C	04/29/2014 08:02	04/29/2014 18:44	SS
106-93-4	1,2-Dibromoethane	ND		ug/L	0.20	0.50	1	EPA 8260C	04/29/2014 08:02	04/29/2014 18:44	SS
95-50-1	1,2-Dichlorobenzene	ND		ug/L	0.20	0.50	1	EPA 8260C	04/29/2014 08:02	04/29/2014 18:44	SS
107-06-2	1,2-Dichloroethane	ND		ug/L	0.20	0.50	1	EPA 8260C	04/29/2014 08:02	04/29/2014 18:44	SS
78-87-5	1,2-Dichloropropane	ND		ug/L	0.20	0.50	1	EPA 8260C	04/29/2014 08:02	04/29/2014 18:44	SS
108-67-8	1,3,5-Trimethylbenzene	ND		ug/L	0.20	0.50	1	EPA 8260C	04/29/2014 08:02	04/29/2014 18:44	SS
541-73-1	1,3-Dichlorobenzene	ND		ug/L	0.20	0.50	1	EPA 8260C	04/29/2014 08:02	04/29/2014 18:44	SS
142-28-9	1,3-Dichloropropane	ND		ug/L	0.20	0.50	1	EPA 8260C	04/29/2014 08:02	04/29/2014 18:44	SS
106-46-7	1,4-Dichlorobenzene	ND		ug/L	0.20	0.50	1	EPA 8260C	04/29/2014 08:02	04/29/2014 18:44	SS
594-20-7	2,2-Dichloropropane	ND		ug/L	0.20	0.50	1	EPA 8260C	04/29/2014 08:02	04/29/2014 18:44	SS
95-49-8	2-Chlorotoluene	ND		ug/L	0.20	0.50	1	EPA 8260C	04/29/2014 08:02	04/29/2014 18:44	SS
591-78-6	2-Hexanone	ND		ug/L	0.20	0.50	1	EPA 8260C	04/29/2014 08:02	04/29/2014 18:44	SS
106-43-4	4-Chlorotoluene	ND		ug/L	0.20	0.50	1	EPA 8260C	04/29/2014 08:02	04/29/2014 18:44	SS
67-64-1	<b>Acetone</b>	<b>4.3</b>	CCV-E, B	ug/L	1.0	2.0	1	EPA 8260C	04/29/2014 08:02	04/29/2014 18:44	SS
71-43-2	Benzene	ND		ug/L	0.20	0.50	1	EPA 8260C	04/29/2014 08:02	04/29/2014 18:44	SS
108-86-1	Bromobenzene	ND		ug/L	0.20	0.50	1	EPA 8260C	04/29/2014 08:02	04/29/2014 18:44	SS
74-97-5	Bromochloromethane	ND		ug/L	0.20	0.50	1	EPA 8260C	04/29/2014 08:02	04/29/2014 18:44	SS
75-27-4	Bromodichloromethane	ND		ug/L	0.20	0.50	1	EPA 8260C	04/29/2014 08:02	04/29/2014 18:44	SS
75-25-2	Bromoform	ND		ug/L	0.20	0.50	1	EPA 8260C	04/29/2014 08:02	04/29/2014 18:44	SS
74-83-9	Bromomethane	ND		ug/L	0.20	0.50	1	EPA 8260C	04/29/2014 08:02	04/29/2014 18:44	SS
56-23-5	Carbon tetrachloride	ND		ug/L	0.20	0.50	1	EPA 8260C	04/29/2014 08:02	04/29/2014 18:44	SS



### Sample Information

**Client Sample ID:** WQ042114:1250NP1-1-4

**York Sample ID:** 14D0982-01

York Project (SDG) No.

Client Project ID

Matrix

Collection Date/Time

Date Received

14D0982

Rowe Industries

Water

April 21, 2014 12:50 pm

04/24/2014

**Volatile Organics, 8260 List - Low Level**

**Log-in Notes:**

**Sample Notes:**

Sample Prepared by Method: EPA 5030B

CAS No.	Parameter	Result	Flag	Units	Reported to LOD/MDL	LOQ	Dilution	Reference Method	Date/Time Prepared	Date/Time Analyzed	Analyst
108-90-7	Chlorobenzene	ND		ug/L	0.20	0.50	1	EPA 8260C	04/29/2014 08:02	04/29/2014 18:44	SS
75-00-3	Chloroethane	ND		ug/L	0.20	0.50	1	EPA 8260C	04/29/2014 08:02	04/29/2014 18:44	SS
67-66-3	Chloroform	ND		ug/L	0.20	0.50	1	EPA 8260C	04/29/2014 08:02	04/29/2014 18:44	SS
74-87-3	Chloromethane	ND		ug/L	0.20	0.50	1	EPA 8260C	04/29/2014 08:02	04/29/2014 18:44	SS
156-59-2	cis-1,2-Dichloroethylene	ND		ug/L	0.20	0.50	1	EPA 8260C	04/29/2014 08:02	04/29/2014 18:44	SS
10061-01-5	cis-1,3-Dichloropropylene	ND		ug/L	0.20	0.50	1	EPA 8260C	04/29/2014 08:02	04/29/2014 18:44	SS
124-48-1	Dibromochloromethane	ND		ug/L	0.20	0.50	1	EPA 8260C	04/29/2014 08:02	04/29/2014 18:44	SS
74-95-3	Dibromomethane	ND		ug/L	0.20	0.50	1	EPA 8260C	04/29/2014 08:02	04/29/2014 18:44	SS
75-71-8	Dichlorodifluoromethane	ND		ug/L	0.20	0.50	1	EPA 8260C	04/29/2014 08:02	04/29/2014 18:44	SS
100-41-4	Ethyl Benzene	ND		ug/L	0.20	0.50	1	EPA 8260C	04/29/2014 08:02	04/29/2014 18:44	SS
87-68-3	Hexachlorobutadiene	ND		ug/L	0.20	0.50	1	EPA 8260C	04/29/2014 08:02	04/29/2014 18:44	SS
98-82-8	Isopropylbenzene	ND		ug/L	0.20	0.50	1	EPA 8260C	04/29/2014 08:02	04/29/2014 18:44	SS
1634-04-4	Methyl tert-butyl ether (MTBE)	ND		ug/L	0.20	0.50	1	EPA 8260C	04/29/2014 08:02	04/29/2014 18:44	SS
75-09-2	Methylene chloride	ND		ug/L	1.0	2.0	1	EPA 8260C	04/29/2014 08:02	04/29/2014 18:44	SS
91-20-3	Naphthalene	ND		ug/L	1.0	2.0	1	EPA 8260C	04/29/2014 08:02	04/29/2014 18:44	SS
104-51-8	n-Butylbenzene	ND		ug/L	0.20	0.50	1	EPA 8260C	04/29/2014 08:02	04/29/2014 18:44	SS
103-65-1	n-Propylbenzene	ND		ug/L	0.20	0.50	1	EPA 8260C	04/29/2014 08:02	04/29/2014 18:44	SS
95-47-6	o-Xylene	ND		ug/L	0.20	0.50	1	EPA 8260C	04/29/2014 08:02	04/29/2014 18:44	SS
179601-23-1	p- & m- Xylenes	ND		ug/L	0.50	1.0	1	EPA 8260C	04/29/2014 08:02	04/29/2014 18:44	SS
99-87-6	p-Isopropyltoluene	ND		ug/L	0.20	0.50	1	EPA 8260C	04/29/2014 08:02	04/29/2014 18:44	SS
135-98-8	sec-Butylbenzene	ND		ug/L	0.20	0.50	1	EPA 8260C	04/29/2014 08:02	04/29/2014 18:44	SS
100-42-5	Styrene	ND		ug/L	0.20	0.50	1	EPA 8260C	04/29/2014 08:02	04/29/2014 18:44	SS
98-06-6	tert-Butylbenzene	ND		ug/L	0.20	0.50	1	EPA 8260C	04/29/2014 08:02	04/29/2014 18:44	SS
127-18-4	<b>Tetrachloroethylene</b>	<b>0.21</b>	<b>J</b>	ug/L	0.20	0.50	1	EPA 8260C	04/29/2014 08:02	04/29/2014 18:44	SS
108-88-3	Toluene	ND		ug/L	0.20	0.50	1	EPA 8260C	04/29/2014 08:02	04/29/2014 18:44	SS
156-60-5	trans-1,2-Dichloroethylene	ND		ug/L	0.20	0.50	1	EPA 8260C	04/29/2014 08:02	04/29/2014 18:44	SS
10061-02-6	trans-1,3-Dichloropropylene	ND		ug/L	0.20	0.50	1	EPA 8260C	04/29/2014 08:02	04/29/2014 18:44	SS
79-01-6	Trichloroethylene	ND		ug/L	0.20	0.50	1	EPA 8260C	04/29/2014 08:02	04/29/2014 18:44	SS
75-69-4	Trichlorofluoromethane	ND		ug/L	0.20	0.50	1	EPA 8260C	04/29/2014 08:02	04/29/2014 18:44	SS
75-01-4	Vinyl Chloride	ND		ug/L	0.50	0.50	1	EPA 8260C	04/29/2014 08:02	04/29/2014 18:44	SS
1330-20-7	Xylenes, Total	ND		ug/L	0.60	1.5	1	EPA 8260C	04/29/2014 08:02	04/29/2014 18:44	SS

**Surrogate Recoveries**

**Result**

**Acceptance Range**

17060-07-0	Surrogate: 1,2-Dichloroethane-d4	87.4 %
460-00-4	Surrogate: p-Bromofluorobenzene	94.6 %
2037-26-5	Surrogate: Toluene-d8	94.9 %

81-123

70-128

88-114



### Sample Information

**Client Sample ID:** WQ042114:1140NP1-1-6

**York Sample ID:** 14D0982-02

York Project (SDG) No.

Client Project ID

Matrix

Collection Date/Time

Date Received

14D0982

Rowe Industries

Water

April 21, 2014 11:40 am

04/24/2014

**Volatile Organics, 8260 List - Low Level**

**Log-in Notes:**

**Sample Notes:**

Sample Prepared by Method: EPA 5030B

CAS No.	Parameter	Result	Flag	Units	Reported to LOD/MDL	LOQ	Dilution	Reference Method	Date/Time Prepared	Date/Time Analyzed	Analyst
630-20-6	1,1,1,2-Tetrachloroethane	ND		ug/L	0.20	0.50	1	EPA 8260C	04/29/2014 08:02	04/29/2014 19:14	SS
71-55-6	<b>1,1,1-Trichloroethane</b>	<b>0.82</b>		ug/L	0.20	0.50	1	EPA 8260C	04/29/2014 08:02	04/29/2014 19:14	SS
79-34-5	1,1,2,2-Tetrachloroethane	ND		ug/L	0.20	0.50	1	EPA 8260C	04/29/2014 08:02	04/29/2014 19:14	SS
76-13-1	1,1,2-Trichloro-1,2,2-trifluoroethane (Freon 113)	ND		ug/L	0.20	0.50	1	EPA 8260C	04/29/2014 08:02	04/29/2014 19:14	SS
79-00-5	1,1,2-Trichloroethane	ND		ug/L	0.20	0.50	1	EPA 8260C	04/29/2014 08:02	04/29/2014 19:14	SS
75-34-3	<b>1,1-Dichloroethane</b>	<b>0.87</b>		ug/L	0.20	0.50	1	EPA 8260C	04/29/2014 08:02	04/29/2014 19:14	SS
75-35-4	1,1-Dichloroethylene	ND		ug/L	0.20	0.50	1	EPA 8260C	04/29/2014 08:02	04/29/2014 19:14	SS
563-58-6	1,1-Dichloropropylene	ND		ug/L	0.20	0.50	1	EPA 8260C	04/29/2014 08:02	04/29/2014 19:14	SS
87-61-6	1,2,3-Trichlorobenzene	ND		ug/L	0.20	0.50	1	EPA 8260C	04/29/2014 08:02	04/29/2014 19:14	SS
96-18-4	1,2,3-Trichloropropane	ND		ug/L	0.20	0.50	1	EPA 8260C	04/29/2014 08:02	04/29/2014 19:14	SS
120-82-1	1,2,4-Trichlorobenzene	ND		ug/L	0.20	0.50	1	EPA 8260C	04/29/2014 08:02	04/29/2014 19:14	SS
95-63-6	1,2,4-Trimethylbenzene	ND		ug/L	0.20	0.50	1	EPA 8260C	04/29/2014 08:02	04/29/2014 19:14	SS
96-12-8	1,2-Dibromo-3-chloropropane	ND		ug/L	0.20	0.50	1	EPA 8260C	04/29/2014 08:02	04/29/2014 19:14	SS
106-93-4	1,2-Dibromoethane	ND		ug/L	0.20	0.50	1	EPA 8260C	04/29/2014 08:02	04/29/2014 19:14	SS
95-50-1	1,2-Dichlorobenzene	ND		ug/L	0.20	0.50	1	EPA 8260C	04/29/2014 08:02	04/29/2014 19:14	SS
107-06-2	1,2-Dichloroethane	ND		ug/L	0.20	0.50	1	EPA 8260C	04/29/2014 08:02	04/29/2014 19:14	SS
78-87-5	1,2-Dichloropropane	ND		ug/L	0.20	0.50	1	EPA 8260C	04/29/2014 08:02	04/29/2014 19:14	SS
108-67-8	1,3,5-Trimethylbenzene	ND		ug/L	0.20	0.50	1	EPA 8260C	04/29/2014 08:02	04/29/2014 19:14	SS
541-73-1	1,3-Dichlorobenzene	ND		ug/L	0.20	0.50	1	EPA 8260C	04/29/2014 08:02	04/29/2014 19:14	SS
142-28-9	1,3-Dichloropropane	ND		ug/L	0.20	0.50	1	EPA 8260C	04/29/2014 08:02	04/29/2014 19:14	SS
106-46-7	1,4-Dichlorobenzene	ND		ug/L	0.20	0.50	1	EPA 8260C	04/29/2014 08:02	04/29/2014 19:14	SS
594-20-7	2,2-Dichloropropane	ND		ug/L	0.20	0.50	1	EPA 8260C	04/29/2014 08:02	04/29/2014 19:14	SS
95-49-8	2-Chlorotoluene	ND		ug/L	0.20	0.50	1	EPA 8260C	04/29/2014 08:02	04/29/2014 19:14	SS
591-78-6	2-Hexanone	ND		ug/L	0.20	0.50	1	EPA 8260C	04/29/2014 08:02	04/29/2014 19:14	SS
106-43-4	4-Chlorotoluene	ND		ug/L	0.20	0.50	1	EPA 8260C	04/29/2014 08:02	04/29/2014 19:14	SS
67-64-1	<b>Acetone</b>	<b>2.5</b>	CCV-E, B	ug/L	1.0	2.0	1	EPA 8260C	04/29/2014 08:02	04/29/2014 19:14	SS
71-43-2	Benzene	ND		ug/L	0.20	0.50	1	EPA 8260C	04/29/2014 08:02	04/29/2014 19:14	SS
108-86-1	Bromobenzene	ND		ug/L	0.20	0.50	1	EPA 8260C	04/29/2014 08:02	04/29/2014 19:14	SS
74-97-5	Bromochloromethane	ND		ug/L	0.20	0.50	1	EPA 8260C	04/29/2014 08:02	04/29/2014 19:14	SS
75-27-4	Bromodichloromethane	ND		ug/L	0.20	0.50	1	EPA 8260C	04/29/2014 08:02	04/29/2014 19:14	SS
75-25-2	Bromoform	ND		ug/L	0.20	0.50	1	EPA 8260C	04/29/2014 08:02	04/29/2014 19:14	SS
74-83-9	Bromomethane	ND		ug/L	0.20	0.50	1	EPA 8260C	04/29/2014 08:02	04/29/2014 19:14	SS
56-23-5	Carbon tetrachloride	ND		ug/L	0.20	0.50	1	EPA 8260C	04/29/2014 08:02	04/29/2014 19:14	SS
108-90-7	Chlorobenzene	ND		ug/L	0.20	0.50	1	EPA 8260C	04/29/2014 08:02	04/29/2014 19:14	SS
75-00-3	Chloroethane	ND		ug/L	0.20	0.50	1	EPA 8260C	04/29/2014 08:02	04/29/2014 19:14	SS



### Sample Information

**Client Sample ID:** WQ042114:1140NP1-1-6

**York Sample ID:** 14D0982-02

York Project (SDG) No.

Client Project ID

Matrix

Collection Date/Time

Date Received

14D0982

Rowe Industries

Water

April 21, 2014 11:40 am

04/24/2014

**Volatile Organics, 8260 List - Low Level**

**Log-in Notes:**

**Sample Notes:**

Sample Prepared by Method: EPA 5030B

CAS No.	Parameter	Result	Flag	Units	Reported to LOD/MDL	LOQ	Dilution	Reference Method	Date/Time Prepared	Date/Time Analyzed	Analyst
67-66-3	Chloroform	ND		ug/L	0.20	0.50	1	EPA 8260C	04/29/2014 08:02	04/29/2014 19:14	SS
74-87-3	Chloromethane	ND		ug/L	0.20	0.50	1	EPA 8260C	04/29/2014 08:02	04/29/2014 19:14	SS
156-59-2	cis-1,2-Dichloroethylene	ND		ug/L	0.20	0.50	1	EPA 8260C	04/29/2014 08:02	04/29/2014 19:14	SS
10061-01-5	cis-1,3-Dichloropropylene	ND		ug/L	0.20	0.50	1	EPA 8260C	04/29/2014 08:02	04/29/2014 19:14	SS
124-48-1	Dibromochloromethane	ND		ug/L	0.20	0.50	1	EPA 8260C	04/29/2014 08:02	04/29/2014 19:14	SS
74-95-3	Dibromomethane	ND		ug/L	0.20	0.50	1	EPA 8260C	04/29/2014 08:02	04/29/2014 19:14	SS
75-71-8	Dichlorodifluoromethane	ND		ug/L	0.20	0.50	1	EPA 8260C	04/29/2014 08:02	04/29/2014 19:14	SS
100-41-4	Ethyl Benzene	ND		ug/L	0.20	0.50	1	EPA 8260C	04/29/2014 08:02	04/29/2014 19:14	SS
87-68-3	Hexachlorobutadiene	ND		ug/L	0.20	0.50	1	EPA 8260C	04/29/2014 08:02	04/29/2014 19:14	SS
98-82-8	Isopropylbenzene	ND		ug/L	0.20	0.50	1	EPA 8260C	04/29/2014 08:02	04/29/2014 19:14	SS
1634-04-4	Methyl tert-butyl ether (MTBE)	ND		ug/L	0.20	0.50	1	EPA 8260C	04/29/2014 08:02	04/29/2014 19:14	SS
75-09-2	Methylene chloride	ND		ug/L	1.0	2.0	1	EPA 8260C	04/29/2014 08:02	04/29/2014 19:14	SS
91-20-3	Naphthalene	ND		ug/L	1.0	2.0	1	EPA 8260C	04/29/2014 08:02	04/29/2014 19:14	SS
104-51-8	n-Butylbenzene	ND		ug/L	0.20	0.50	1	EPA 8260C	04/29/2014 08:02	04/29/2014 19:14	SS
103-65-1	n-Propylbenzene	ND		ug/L	0.20	0.50	1	EPA 8260C	04/29/2014 08:02	04/29/2014 19:14	SS
95-47-6	o-Xylene	ND		ug/L	0.20	0.50	1	EPA 8260C	04/29/2014 08:02	04/29/2014 19:14	SS
179601-23-1	p- & m- Xylenes	ND		ug/L	0.50	1.0	1	EPA 8260C	04/29/2014 08:02	04/29/2014 19:14	SS
99-87-6	p-Isopropyltoluene	ND		ug/L	0.20	0.50	1	EPA 8260C	04/29/2014 08:02	04/29/2014 19:14	SS
135-98-8	sec-Butylbenzene	ND		ug/L	0.20	0.50	1	EPA 8260C	04/29/2014 08:02	04/29/2014 19:14	SS
100-42-5	Styrene	ND		ug/L	0.20	0.50	1	EPA 8260C	04/29/2014 08:02	04/29/2014 19:14	SS
98-06-6	tert-Butylbenzene	ND		ug/L	0.20	0.50	1	EPA 8260C	04/29/2014 08:02	04/29/2014 19:14	SS
127-18-4	Tetrachloroethylene	ND		ug/L	0.20	0.50	1	EPA 8260C	04/29/2014 08:02	04/29/2014 19:14	SS
108-88-3	Toluene	ND		ug/L	0.20	0.50	1	EPA 8260C	04/29/2014 08:02	04/29/2014 19:14	SS
156-60-5	trans-1,2-Dichloroethylene	ND		ug/L	0.20	0.50	1	EPA 8260C	04/29/2014 08:02	04/29/2014 19:14	SS
10061-02-6	trans-1,3-Dichloropropylene	ND		ug/L	0.20	0.50	1	EPA 8260C	04/29/2014 08:02	04/29/2014 19:14	SS
79-01-6	Trichloroethylene	ND		ug/L	0.20	0.50	1	EPA 8260C	04/29/2014 08:02	04/29/2014 19:14	SS
75-69-4	Trichlorofluoromethane	ND		ug/L	0.20	0.50	1	EPA 8260C	04/29/2014 08:02	04/29/2014 19:14	SS
75-01-4	Vinyl Chloride	ND		ug/L	0.50	0.50	1	EPA 8260C	04/29/2014 08:02	04/29/2014 19:14	SS
1330-20-7	Xylenes, Total	ND		ug/L	0.60	1.5	1	EPA 8260C	04/29/2014 08:02	04/29/2014 19:14	SS
	<b>Surrogate Recoveries</b>	<b>Result</b>			<b>Acceptance Range</b>						
17060-07-0	Surrogate: 1,2-Dichloroethane-d4	82.5 %			81-123						
460-00-4	Surrogate: p-Bromofluorobenzene	95.1 %			70-128						
2037-26-5	Surrogate: Toluene-d8	96.6 %			88-114						



### Sample Information

**Client Sample ID:** WQ042114:1210NP1-1-7

**York Sample ID:** 14D0982-03

York Project (SDG) No.

Client Project ID

Matrix

Collection Date/Time

Date Received

14D0982

Rowe Industries

Water

April 21, 2014 12:10 pm

04/24/2014

**Volatile Organics, 8260 List - Low Level**

**Log-in Notes:**

**Sample Notes:**

Sample Prepared by Method: EPA 5030B

CAS No.	Parameter	Result	Flag	Units	Reported to LOD/MDL	LOQ	Dilution	Reference Method	Date/Time Prepared	Date/Time Analyzed	Analyst
630-20-6	1,1,1,2-Tetrachloroethane	ND		ug/L	0.20	0.50	1	EPA 8260C	04/29/2014 08:02	04/29/2014 19:44	SS
71-55-6	<b>1,1,1-Trichloroethane</b>	<b>0.21</b>	J	ug/L	0.20	0.50	1	EPA 8260C	04/29/2014 08:02	04/29/2014 19:44	SS
79-34-5	1,1,2,2-Tetrachloroethane	ND		ug/L	0.20	0.50	1	EPA 8260C	04/29/2014 08:02	04/29/2014 19:44	SS
76-13-1	1,1,2-Trichloro-1,2,2-trifluoroethane (Freon 113)	ND		ug/L	0.20	0.50	1	EPA 8260C	04/29/2014 08:02	04/29/2014 19:44	SS
79-00-5	1,1,2-Trichloroethane	ND		ug/L	0.20	0.50	1	EPA 8260C	04/29/2014 08:02	04/29/2014 19:44	SS
75-34-3	1,1-Dichloroethane	ND		ug/L	0.20	0.50	1	EPA 8260C	04/29/2014 08:02	04/29/2014 19:44	SS
75-35-4	1,1-Dichloroethylene	ND		ug/L	0.20	0.50	1	EPA 8260C	04/29/2014 08:02	04/29/2014 19:44	SS
563-58-6	1,1-Dichloropropylene	ND		ug/L	0.20	0.50	1	EPA 8260C	04/29/2014 08:02	04/29/2014 19:44	SS
87-61-6	1,2,3-Trichlorobenzene	ND		ug/L	0.20	0.50	1	EPA 8260C	04/29/2014 08:02	04/29/2014 19:44	SS
96-18-4	1,2,3-Trichloropropane	ND		ug/L	0.20	0.50	1	EPA 8260C	04/29/2014 08:02	04/29/2014 19:44	SS
120-82-1	1,2,4-Trichlorobenzene	ND		ug/L	0.20	0.50	1	EPA 8260C	04/29/2014 08:02	04/29/2014 19:44	SS
95-63-6	1,2,4-Trimethylbenzene	ND		ug/L	0.20	0.50	1	EPA 8260C	04/29/2014 08:02	04/29/2014 19:44	SS
96-12-8	1,2-Dibromo-3-chloropropane	ND		ug/L	0.20	0.50	1	EPA 8260C	04/29/2014 08:02	04/29/2014 19:44	SS
106-93-4	1,2-Dibromoethane	ND		ug/L	0.20	0.50	1	EPA 8260C	04/29/2014 08:02	04/29/2014 19:44	SS
95-50-1	1,2-Dichlorobenzene	ND		ug/L	0.20	0.50	1	EPA 8260C	04/29/2014 08:02	04/29/2014 19:44	SS
107-06-2	1,2-Dichloroethane	ND		ug/L	0.20	0.50	1	EPA 8260C	04/29/2014 08:02	04/29/2014 19:44	SS
78-87-5	1,2-Dichloropropane	ND		ug/L	0.20	0.50	1	EPA 8260C	04/29/2014 08:02	04/29/2014 19:44	SS
108-67-8	1,3,5-Trimethylbenzene	ND		ug/L	0.20	0.50	1	EPA 8260C	04/29/2014 08:02	04/29/2014 19:44	SS
541-73-1	1,3-Dichlorobenzene	ND		ug/L	0.20	0.50	1	EPA 8260C	04/29/2014 08:02	04/29/2014 19:44	SS
142-28-9	1,3-Dichloropropane	ND		ug/L	0.20	0.50	1	EPA 8260C	04/29/2014 08:02	04/29/2014 19:44	SS
106-46-7	1,4-Dichlorobenzene	ND		ug/L	0.20	0.50	1	EPA 8260C	04/29/2014 08:02	04/29/2014 19:44	SS
594-20-7	2,2-Dichloropropane	ND		ug/L	0.20	0.50	1	EPA 8260C	04/29/2014 08:02	04/29/2014 19:44	SS
95-49-8	2-Chlorotoluene	ND		ug/L	0.20	0.50	1	EPA 8260C	04/29/2014 08:02	04/29/2014 19:44	SS
591-78-6	2-Hexanone	ND		ug/L	0.20	0.50	1	EPA 8260C	04/29/2014 08:02	04/29/2014 19:44	SS
106-43-4	4-Chlorotoluene	ND		ug/L	0.20	0.50	1	EPA 8260C	04/29/2014 08:02	04/29/2014 19:44	SS
67-64-1	Acetone	ND		ug/L	1.0	2.0	1	EPA 8260C	04/29/2014 08:02	04/29/2014 19:44	SS
71-43-2	Benzene	ND		ug/L	0.20	0.50	1	EPA 8260C	04/29/2014 08:02	04/29/2014 19:44	SS
108-86-1	Bromobenzene	ND		ug/L	0.20	0.50	1	EPA 8260C	04/29/2014 08:02	04/29/2014 19:44	SS
74-97-5	Bromochloromethane	ND		ug/L	0.20	0.50	1	EPA 8260C	04/29/2014 08:02	04/29/2014 19:44	SS
75-27-4	Bromodichloromethane	ND		ug/L	0.20	0.50	1	EPA 8260C	04/29/2014 08:02	04/29/2014 19:44	SS
75-25-2	Bromoform	ND		ug/L	0.20	0.50	1	EPA 8260C	04/29/2014 08:02	04/29/2014 19:44	SS
74-83-9	Bromomethane	ND		ug/L	0.20	0.50	1	EPA 8260C	04/29/2014 08:02	04/29/2014 19:44	SS
56-23-5	Carbon tetrachloride	ND		ug/L	0.20	0.50	1	EPA 8260C	04/29/2014 08:02	04/29/2014 19:44	SS
108-90-7	Chlorobenzene	ND		ug/L	0.20	0.50	1	EPA 8260C	04/29/2014 08:02	04/29/2014 19:44	SS
75-00-3	Chloroethane	ND		ug/L	0.20	0.50	1	EPA 8260C	04/29/2014 08:02	04/29/2014 19:44	SS



### Sample Information

**Client Sample ID:** WQ042114:1210NP1-1-7

**York Sample ID:** 14D0982-03

York Project (SDG) No.

Client Project ID

Matrix

Collection Date/Time

Date Received

14D0982

Rowe Industries

Water

April 21, 2014 12:10 pm

04/24/2014


**Volatile Organics, 8260 List - Low Level**

**Log-in Notes:**

**Sample Notes:**

Sample Prepared by Method: EPA 5030B

CAS No.	Parameter	Result	Flag	Units	Reported to LOD/MDL	LOQ	Dilution	Reference Method	Date/Time Prepared	Date/Time Analyzed	Analyst
67-66-3	Chloroform	ND		ug/L	0.20	0.50	1	EPA 8260C	04/29/2014 08:02	04/29/2014 19:44	SS
74-87-3	Chloromethane	ND		ug/L	0.20	0.50	1	EPA 8260C	04/29/2014 08:02	04/29/2014 19:44	SS
156-59-2	cis-1,2-Dichloroethylene	ND		ug/L	0.20	0.50	1	EPA 8260C	04/29/2014 08:02	04/29/2014 19:44	SS
10061-01-5	cis-1,3-Dichloropropylene	ND		ug/L	0.20	0.50	1	EPA 8260C	04/29/2014 08:02	04/29/2014 19:44	SS
124-48-1	Dibromochloromethane	ND		ug/L	0.20	0.50	1	EPA 8260C	04/29/2014 08:02	04/29/2014 19:44	SS
74-95-3	Dibromomethane	ND		ug/L	0.20	0.50	1	EPA 8260C	04/29/2014 08:02	04/29/2014 19:44	SS
75-71-8	Dichlorodifluoromethane	ND		ug/L	0.20	0.50	1	EPA 8260C	04/29/2014 08:02	04/29/2014 19:44	SS
100-41-4	Ethyl Benzene	ND		ug/L	0.20	0.50	1	EPA 8260C	04/29/2014 08:02	04/29/2014 19:44	SS
87-68-3	Hexachlorobutadiene	ND		ug/L	0.20	0.50	1	EPA 8260C	04/29/2014 08:02	04/29/2014 19:44	SS
98-82-8	Isopropylbenzene	ND		ug/L	0.20	0.50	1	EPA 8260C	04/29/2014 08:02	04/29/2014 19:44	SS
1634-04-4	Methyl tert-butyl ether (MTBE)	ND		ug/L	0.20	0.50	1	EPA 8260C	04/29/2014 08:02	04/29/2014 19:44	SS
75-09-2	Methylene chloride	ND		ug/L	1.0	2.0	1	EPA 8260C	04/29/2014 08:02	04/29/2014 19:44	SS
91-20-3	Naphthalene	ND		ug/L	1.0	2.0	1	EPA 8260C	04/29/2014 08:02	04/29/2014 19:44	SS
104-51-8	n-Butylbenzene	ND		ug/L	0.20	0.50	1	EPA 8260C	04/29/2014 08:02	04/29/2014 19:44	SS
103-65-1	n-Propylbenzene	ND		ug/L	0.20	0.50	1	EPA 8260C	04/29/2014 08:02	04/29/2014 19:44	SS
95-47-6	o-Xylene	ND		ug/L	0.20	0.50	1	EPA 8260C	04/29/2014 08:02	04/29/2014 19:44	SS
179601-23-1	p- & m- Xylenes	ND		ug/L	0.50	1.0	1	EPA 8260C	04/29/2014 08:02	04/29/2014 19:44	SS
99-87-6	p-Isopropyltoluene	ND		ug/L	0.20	0.50	1	EPA 8260C	04/29/2014 08:02	04/29/2014 19:44	SS
135-98-8	sec-Butylbenzene	ND		ug/L	0.20	0.50	1	EPA 8260C	04/29/2014 08:02	04/29/2014 19:44	SS
100-42-5	Styrene	ND		ug/L	0.20	0.50	1	EPA 8260C	04/29/2014 08:02	04/29/2014 19:44	SS
98-06-6	tert-Butylbenzene	ND		ug/L	0.20	0.50	1	EPA 8260C	04/29/2014 08:02	04/29/2014 19:44	SS
127-18-4	<b>Tetrachloroethylene</b>	<b>0.38</b>	<b>J</b>	ug/L	0.20	0.50	1	EPA 8260C	04/29/2014 08:02	04/29/2014 19:44	SS
108-88-3	Toluene	ND		ug/L	0.20	0.50	1	EPA 8260C	04/29/2014 08:02	04/29/2014 19:44	SS
156-60-5	trans-1,2-Dichloroethylene	ND		ug/L	0.20	0.50	1	EPA 8260C	04/29/2014 08:02	04/29/2014 19:44	SS
10061-02-6	trans-1,3-Dichloropropylene	ND		ug/L	0.20	0.50	1	EPA 8260C	04/29/2014 08:02	04/29/2014 19:44	SS
79-01-6	Trichloroethylene	ND		ug/L	0.20	0.50	1	EPA 8260C	04/29/2014 08:02	04/29/2014 19:44	SS
75-69-4	Trichlorofluoromethane	ND		ug/L	0.20	0.50	1	EPA 8260C	04/29/2014 08:02	04/29/2014 19:44	SS
75-01-4	Vinyl Chloride	ND		ug/L	0.50	0.50	1	EPA 8260C	04/29/2014 08:02	04/29/2014 19:44	SS
1330-20-7	Xylenes, Total	ND		ug/L	0.60	1.5	1	EPA 8260C	04/29/2014 08:02	04/29/2014 19:44	SS
	<b>Surrogate Recoveries</b>	<b>Result</b>			<b>Acceptance Range</b>						
17060-07-0	Surrogate: 1,2-Dichloroethane-d4	86.8 %			81-123						
460-00-4	Surrogate: p-Bromofluorobenzene	95.4 %			70-128						
2037-26-5	Surrogate: Toluene-d8	94.6 %			88-114						



## Analytical Batch Summary

**Batch ID:** BD41459

**Preparation Method:** EPA 5030B

**Prepared By:** BGS

YORK Sample ID	Client Sample ID	Preparation Date
14D0982-01	WQ042114:1250NP1-1-4	04/29/14
14D0982-02	WQ042114:1140NP1-1-6	04/29/14
14D0982-03	WQ042114:1210NP1-1-7	04/29/14
BD41459-BLK1	Blank	04/29/14
BD41459-BS1	LCS	04/29/14
BD41459-BSD1	LCS Dup	04/29/14
BD41459-MS1	Matrix Spike	04/29/14
BD41459-MSD1	Matrix Spike Dup	04/29/14



**Volatile Organic Compounds by GC/MS - Quality Control Data**  
**York Analytical Laboratories, Inc.**

Analyte	Result	Reporting Limit	Units	Spike Level	Source* Result	%REC	%REC Limits	Flag	RPD	RPD Limit	Flag
---------	--------	-----------------	-------	-------------	----------------	------	-------------	------	-----	-----------	------

**Batch BD41459 - EPA 5030B**

**Blank (BD41459-BLK1)**

Prepared & Analyzed: 04/29/2014

1,1,1,2-Tetrachloroethane	ND	0.50	ug/L								
1,1,1-Trichloroethane	ND	0.50	"								
1,1,2,2-Tetrachloroethane	ND	0.50	"								
1,1,2-Trichloro-1,2,2-trifluoroethane (Freon 113)	ND	0.50	"								
1,1,2-Trichloroethane	ND	0.50	"								
1,1-Dichloroethane	ND	0.50	"								
1,1-Dichloroethylene	ND	0.50	"								
1,1-Dichloropropylene	ND	0.50	"								
1,2,3-Trichlorobenzene	0.91	0.50	"								
1,2,3-Trichloropropane	ND	0.50	"								
1,2,4-Trichlorobenzene	0.74	0.50	"								
1,2,4-Trimethylbenzene	0.20	0.50	"								
1,2-Dibromo-3-chloropropane	ND	0.50	"								
1,2-Dibromoethane	ND	0.50	"								
1,2-Dichlorobenzene	ND	0.50	"								
1,2-Dichloroethane	ND	0.50	"								
1,2-Dichloropropane	ND	0.50	"								
1,3,5-Trimethylbenzene	ND	0.50	"								
1,3-Dichlorobenzene	ND	0.50	"								
1,3-Dichloropropane	ND	0.50	"								
1,4-Dichlorobenzene	0.22	0.50	"								
2,2-Dichloropropane	ND	0.50	"								
2-Chlorotoluene	ND	0.50	"								
2-Hexanone	ND	0.50	"								
4-Chlorotoluene	ND	0.50	"								
Acetone	4.5	2.0	"								
Benzene	ND	0.50	"								
Bromobenzene	ND	0.50	"								
Bromochloromethane	ND	0.50	"								
Bromodichloromethane	ND	0.50	"								
Bromoform	ND	0.50	"								
Bromomethane	ND	0.50	"								
Carbon tetrachloride	ND	0.50	"								
Chlorobenzene	ND	0.50	"								
Chloroethane	ND	0.50	"								
Chloroform	ND	0.50	"								
Chloromethane	ND	0.50	"								
cis-1,2-Dichloroethylene	ND	0.50	"								
cis-1,3-Dichloropropylene	ND	0.50	"								
Dibromochloromethane	ND	0.50	"								
Dibromomethane	ND	0.50	"								
Dichlorodifluoromethane	ND	0.50	"								
Ethyl Benzene	ND	0.50	"								
Hexachlorobutadiene	0.63	0.50	"								
Isopropylbenzene	ND	0.50	"								
Methyl tert-butyl ether (MTBE)	ND	0.50	"								
Methylene chloride	1.1	2.0	"								
Naphthalene	1.1	2.0	"								
n-Butylbenzene	0.43	0.50	"								
n-Propylbenzene	ND	0.50	"								
o-Xylene	ND	0.50	"								



Volatile Organic Compounds by GC/MS - Quality Control Data

York Analytical Laboratories, Inc.

Analyte	Result	Reporting Limit	Units	Spike Level	Source* Result	%REC	%REC Limits	Flag	RPD	RPD Limit	Flag
---------	--------	-----------------	-------	-------------	----------------	------	-------------	------	-----	-----------	------

Batch BD41459 - EPA 5030B

Blank (BD41459-BLK1)

Prepared & Analyzed: 04/29/2014

p- & m- Xylenes	ND	1.0	ug/L								
p-Isopropyltoluene	0.29	0.50	"								
sec-Butylbenzene	0.28	0.50	"								
Styrene	ND	0.50	"								
tert-Butylbenzene	ND	0.50	"								
Tetrachloroethylene	ND	0.50	"								
Toluene	ND	0.50	"								
trans-1,2-Dichloroethylene	ND	0.50	"								
trans-1,3-Dichloropropylene	ND	0.50	"								
Trichloroethylene	ND	0.50	"								
Trichlorofluoromethane	ND	0.50	"								
Vinyl Chloride	ND	0.50	"								
Xylenes, Total	ND	1.5	"								
<i>Surrogate: 1,2-Dichloroethane-d4</i>	8.27		"	10.0		82.7	81-123				
<i>Surrogate: p-Bromofluorobenzene</i>	9.98		"	10.0		99.8	70-128				
<i>Surrogate: Toluene-d8</i>	9.53		"	10.0		95.3	88-114				

LCS (BD41459-BS1)

Prepared & Analyzed: 04/29/2014

1,1,1,2-Tetrachloroethane	10.3		ug/L	10.0		103	85-118				
1,1,1-Trichloroethane	10.6		"	10.0		106	74-128				
1,1,2,2-Tetrachloroethane	10.9		"	10.0		109	71-130				
1,1,2-Trichloro-1,2,2-trifluoroethane (Freon 113)	11.6		"	10.0		116	51-157				
1,1,2-Trichloroethane	10.8		"	10.0		108	80-122				
1,1-Dichloroethane	11.2		"	10.0		112	70-131				
1,1-Dichloroethylene	11.2		"	10.0		112	60-143				
1,1-Dichloropropylene	11.8		"	10.0		118	78-122				
1,2,3-Trichlorobenzene	8.84		"	10.0		88.4	68-140				
1,2,3-Trichloropropane	11.3		"	10.0		113	77-125				
1,2,4-Trichlorobenzene	9.15		"	10.0		91.5	65-143				
1,2,4-Trimethylbenzene	10.4	0.50	"				83-121				
1,2-Dibromo-3-chloropropane	7.13		"	10.0		71.3	60-146				
1,2-Dibromoethane	9.91		"	10.0		99.1	82-122				
1,2-Dichlorobenzene	8.68		"	10.0		86.8	85-115				
1,2-Dichloroethane	9.25		"	10.0		92.5	72-126				
1,2-Dichloropropane	10.3		"	10.0		103	78-119				
1,3,5-Trimethylbenzene	9.95		"	10.0		99.5	84-118				
1,3-Dichlorobenzene	10.2		"	10.0		102	83-117				
1,3-Dichloropropane	10.3		"	10.0		103	79-121				
1,4-Dichlorobenzene	10.3		"	10.0		103	83-118				
2,2-Dichloropropane	11.1		"	10.0		111	60-135				
2-Chlorotoluene	10.0		"	10.0		100	81-118				
2-Hexanone	8.84		"	10.0		88.4	50-151				
4-Chlorotoluene	9.94		"	10.0		99.4	81-117				
Acetone	9.76		"	10.0		97.6	21-172				
Benzene	12.2		"	10.0		122	82-120	High Bias			
Bromobenzene	10.4		"	10.0		104	82-119				
Bromochloromethane	10.8		"	10.0		108	69-125				
Bromodichloromethane	9.57		"	10.0		95.7	84-117				
Bromoform	10.2		"	10.0		102	77-130				
Bromomethane	14.4		"	10.0		144	16-162				
Carbon tetrachloride	10.9		"	10.0		109	72-132				
Chlorobenzene	10.3		"	10.0		103	88-112				



Volatile Organic Compounds by GC/MS - Quality Control Data

York Analytical Laboratories, Inc.

Analyte	Result	Reporting Limit	Units	Spike Level	Source* Result	%REC	%REC Limits	Flag	RPD	RPD Limit	Flag
---------	--------	-----------------	-------	-------------	----------------	------	-------------	------	-----	-----------	------

Batch BD41459 - EPA 5030B

LCS (BD41459-BS1)

Prepared & Analyzed: 04/29/2014

Chloroethane	12.4		ug/L	10.0		124	29-172				
Chloroform	10.7		"	10.0		107	77-124				
Chloromethane	12.1		"	10.0		121	37-131				
cis-1,2-Dichloroethylene	11.0		"	10.0		110	77-124				
cis-1,3-Dichloropropylene	11.0		"	10.0		110	81-117				
Dibromochloromethane	10.2		"	10.0		102	72-131				
Dibromomethane	11.0		"	10.0		110	85-116				
Dichlorodifluoromethane	10.2		"	10.0		102	47-152				
Ethyl Benzene	10.3		"	10.0		103	86-114				
Hexachlorobutadiene	8.56		"	10.0		85.6	68-139				
Isopropylbenzene	10.6		"	10.0		106	84-118				
Methyl tert-butyl ether (MTBE)	11.3		"	10.0		113	49-156				
Methylene chloride	12.3		"	10.0		123	51-145				
Naphthalene	9.89		"	10.0		98.9	67-141				
n-Butylbenzene	9.78		"	10.0		97.8	76-125				
n-Propylbenzene	10.4		"	10.0		104	84-118				
o-Xylene	9.59		"	10.0		95.9	85-114				
p- & m- Xylenes	19.7		"	20.0		98.7	84-117				
p-Isopropyltoluene	10.3		"	10.0		103	84-121				
sec-Butylbenzene	10.5		"	10.0		105	85-119				
Styrene	9.59		"	10.0		95.9	77-126				
tert-Butylbenzene	10.4		"	10.0		104	83-119				
Tetrachloroethylene	10.7		"	10.0		107	75-129				
Toluene	10.8		"	10.0		108	86-113				
trans-1,2-Dichloroethylene	11.5		"	10.0		115	55-148				
trans-1,3-Dichloropropylene	10.2		"	10.0		102	77-120				
Trichloroethylene	10.8		"	10.0		108	85-115				
Trichlorofluoromethane	10.4		"	10.0		104	69-131				
Vinyl Chloride	12.4		"	10.0		124	44-152				
Surrogate: 1,2-Dichloroethane-d4	8.77		"	10.0		87.7	81-123				
Surrogate: p-Bromofluorobenzene	9.80		"	10.0		98.0	70-128				
Surrogate: Toluene-d8	9.68		"	10.0		96.8	88-114				



**Volatile Organic Compounds by GC/MS - Quality Control Data**

**York Analytical Laboratories, Inc.**

Analyte	Result	Reporting	Units	Spike Level	Source*	%REC	%REC Limits	Flag	RPD	
		Limit			Result				RPD	Limit
<b>Batch BD41459 - EPA 5030B</b>										
<b>LCS Dup (BD41459-BSD1)</b>										
Prepared & Analyzed: 04/29/2014										
1,1,1,2-Tetrachloroethane	10.2		ug/L	10.0		102	85-118		0.0975	30
1,1,1-Trichloroethane	10.8		"	10.0		108	74-128		1.59	30
1,1,2,2-Tetrachloroethane	11.2		"	10.0		112	71-130		2.90	30
1,1,2-Trichloro-1,2,2-trifluoroethane (Freon 113)	11.8		"	10.0		118	51-157		1.71	30
1,1,2-Trichloroethane	10.8		"	10.0		108	80-122		0.370	30
1,1-Dichloroethane	11.4		"	10.0		114	70-131		1.86	30
1,1-Dichloroethylene	11.4		"	10.0		114	60-143		2.30	30
1,1-Dichloropropylene	12.0		"	10.0		120	78-122		1.59	30
1,2,3-Trichlorobenzene	9.97		"	10.0		99.7	68-140		12.0	30
1,2,3-Trichloropropane	10.7		"	10.0		107	77-125		5.08	30
1,2,4-Trichlorobenzene	9.77		"	10.0		97.7	65-143		6.55	30
1,2,4-Trimethylbenzene	10.5	0.50	"				83-121		1.24	30
1,2-Dibromo-3-chloropropane	7.33		"	10.0		73.3	60-146		2.77	30
1,2-Dibromoethane	10.9		"	10.0		109	82-122		9.24	30
1,2-Dichlorobenzene	10.9		"	10.0		109	85-115		22.3	30
1,2-Dichloroethane	10.0		"	10.0		100	72-126		7.79	30
1,2-Dichloropropane	10.5		"	10.0		105	78-119		2.03	30
1,3,5-Trimethylbenzene	10.1		"	10.0		101	84-118		1.40	30
1,3-Dichlorobenzene	10.5		"	10.0		105	83-117		2.61	30
1,3-Dichloropropane	10.9		"	10.0		109	79-121		5.00	30
1,4-Dichlorobenzene	10.4		"	10.0		104	83-118		1.45	30
2,2-Dichloropropane	11.2		"	10.0		112	60-135		0.898	30
2-Chlorotoluene	10.2		"	10.0		102	81-118		1.19	30
2-Hexanone	9.13		"	10.0		91.3	50-151		3.23	30
4-Chlorotoluene	10.1		"	10.0		101	81-117		1.99	30
Acetone	12.0		"	10.0		120	21-172		21.0	30
Benzene	12.3		"	10.0		123	82-120	High Bias	0.897	30
Bromobenzene	11.0		"	10.0		110	82-119		4.95	30
Bromochloromethane	11.3		"	10.0		113	69-125		4.62	30
Bromodichloromethane	9.65		"	10.0		96.5	84-117		0.832	30
Bromoform	10.6		"	10.0		106	77-130		4.05	30
Bromomethane	15.3		"	10.0		153	16-162		6.12	30
Carbon tetrachloride	10.7		"	10.0		107	72-132		2.41	30
Chlorobenzene	10.6		"	10.0		106	88-112		2.68	30
Chloroethane	11.6		"	10.0		116	29-172		7.07	30
Chloroform	10.7		"	10.0		107	77-124		0.0933	30
Chloromethane	12.5		"	10.0		125	37-131		3.10	30
cis-1,2-Dichloroethylene	11.2		"	10.0		112	77-124		2.44	30
cis-1,3-Dichloropropylene	10.9		"	10.0		109	81-117		0.547	30
Dibromochloromethane	10.4		"	10.0		104	72-131		2.13	30
Dibromomethane	10.5		"	10.0		105	85-116		4.39	30
Dichlorodifluoromethane	10.1		"	10.0		101	47-152		0.688	30
Ethyl Benzene	10.3		"	10.0		103	86-114		0.292	30
Hexachlorobutadiene	8.91		"	10.0		89.1	68-139		4.01	30
Isopropylbenzene	10.6		"	10.0		106	84-118		0.567	30
Methyl tert-butyl ether (MTBE)	11.6		"	10.0		116	49-156		2.37	30
Methylene chloride	13.8		"	10.0		138	51-145		11.3	30
Naphthalene	10.7		"	10.0		107	67-141		7.59	30
n-Butylbenzene	9.97		"	10.0		99.7	76-125		1.92	30
n-Propylbenzene	10.5		"	10.0		105	84-118		0.766	30
o-Xylene	9.79		"	10.0		97.9	85-114		2.06	30



**Volatile Organic Compounds by GC/MS - Quality Control Data**

**York Analytical Laboratories, Inc.**

Analyte	Result	Reporting Limit	Units	Spike Level	Source* Result	%REC	%REC Limits	Flag	RPD	RPD Limit	Flag
---------	--------	-----------------	-------	-------------	----------------	------	-------------	------	-----	-----------	------

**Batch BD41459 - EPA 5030B**

**LCS Dup (BD41459-BSD1)**

Prepared & Analyzed: 04/29/2014

p- & m- Xylenes	19.8		ug/L	20.0		99.1	84-117		0.404	30	
p-Isopropyltoluene	10.3		"	10.0		103	84-121		0.292	30	
sec-Butylbenzene	10.5		"	10.0		105	85-119		0.286	30	
Styrene	9.79		"	10.0		97.9	77-126		2.06	30	
tert-Butylbenzene	10.4		"	10.0		104	83-119		0.192	30	
Tetrachloroethylene	10.8		"	10.0		108	75-129		0.186	30	
Toluene	11.0		"	10.0		110	86-113		1.75	30	
trans-1,2-Dichloroethylene	11.6		"	10.0		116	55-148		1.56	30	
trans-1,3-Dichloropropylene	10.5		"	10.0		105	77-120		3.19	30	
Trichloroethylene	10.9		"	10.0		109	85-115		1.38	30	
Trichlorofluoromethane	10.3		"	10.0		103	69-131		0.969	30	
Vinyl Chloride	12.0		"	10.0		120	44-152		3.93	30	
<i>Surrogate: 1,2-Dichloroethane-d4</i>	<i>8.41</i>		<i>"</i>	<i>10.0</i>		<i>84.1</i>	<i>81-123</i>				
<i>Surrogate: p-Bromofluorobenzene</i>	<i>9.94</i>		<i>"</i>	<i>10.0</i>		<i>99.4</i>	<i>70-128</i>				
<i>Surrogate: Toluene-d8</i>	<i>9.79</i>		<i>"</i>	<i>10.0</i>		<i>97.9</i>	<i>88-114</i>				

**Matrix Spike (BD41459-MS1)**

\*Source sample: 14D0982-02 (WQ042114:1140NP1-1-6)

Prepared & Analyzed: 04/29/2014

1,1,1,2-Tetrachloroethane	9.19		ug/L	10.0	ND	91.9	81-121				
1,1,1-Trichloroethane	10.2		"	10.0	0.820	93.3	71-121				
1,1,2,2-Tetrachloroethane	10.6		"	10.0	ND	106	66-138				
1,1,2-Trichloro-1,2,2-trifluoroethane (Freon 113)	9.88		"	10.0	ND	98.8	29-167				
1,1,2-Trichloroethane	10.2		"	10.0	ND	102	74-130				
1,1-Dichloroethane	11.3		"	10.0	0.870	104	66-128				
1,1-Dichloroethylene	10.3		"	10.0	ND	103	32-164				
1,1-Dichloropropylene	10.4		"	10.0	ND	104	69-121				
1,2,3-Trichlorobenzene	7.77		"	10.0	ND	77.7	58-137				
1,2,3-Trichloropropane	10.6		"	10.0	ND	106	69-129				
1,2,4-Trichlorobenzene	7.81		"	10.0	ND	78.1	52-138				
1,2,4-Trimethylbenzene	9.07		"	10.0	ND	90.7	63-131				
1,2-Dibromo-3-chloropropane	5.27		"	10.0	ND	52.7	47-152				
1,2-Dibromoethane	9.81		"	10.0	ND	98.1	80-123				
1,2-Dichlorobenzene	7.85		"	10.0	ND	78.5	76-120				
1,2-Dichloroethane	8.81		"	10.0	ND	88.1	67-124				
1,2-Dichloropropane	9.83		"	10.0	ND	98.3	72-127				
1,3,5-Trimethylbenzene	9.16		"	10.0	ND	91.6	74-123				
1,3-Dichlorobenzene	9.14		"	10.0	ND	91.4	74-119				
1,3-Dichloropropane	9.97		"	10.0	ND	99.7	73-128				
1,4-Dichlorobenzene	9.13		"	10.0	ND	91.3	71-122				
2,2-Dichloropropane	6.54		"	10.0	ND	65.4	54-119				
2-Chlorotoluene	8.99		"	10.0	ND	89.9	65-134				
2-Hexanone	9.18		"	10.0	ND	91.8	42-151				
4-Chlorotoluene	8.72		"	10.0	ND	87.2	71-120				
Acetone	12.3		"	10.0	2.54	97.5	27-123				
Benzene	11.4		"	10.0	ND	114	68-124				
Bromobenzene	9.53		"	10.0	ND	95.3	67-132				
Bromochloromethane	10.7		"	10.0	ND	107	60-130				
Bromodichloromethane	8.53		"	10.0	ND	85.3	78-123				
Bromoform	9.29		"	10.0	ND	92.9	75-127				
Bromomethane	10.6		"	10.0	ND	106	17-133				
Carbon tetrachloride	9.02		"	10.0	ND	90.2	73-119				
Chlorobenzene	9.66		"	10.0	ND	96.6	83-115				
Chloroethane	10.9		"	10.0	ND	109	45-134				



**Volatile Organic Compounds by GC/MS - Quality Control Data**

**York Analytical Laboratories, Inc.**

Analyte	Result	Reporting	Spike	Source*	%REC	%REC	Limits	Flag	RPD	RPD	
		Limit								Units	Level

**Batch BD41459 - EPA 5030B**

<b>Matrix Spike (BD41459-MS1)</b>	*Source sample: 14D0982-02 (WQ042114:1140NP1-1-6)						Prepared & Analyzed: 04/29/2014				
Chloroform	9.64		ug/L	10.0	ND	96.4	74-121				
Chloromethane	13.3		"	10.0	ND	133	22-149				
cis-1,2-Dichloroethylene	9.44		"	10.0	ND	94.4	72-121				
cis-1,3-Dichloropropylene	9.22		"	10.0	ND	92.2	67-123				
Dibromochloromethane	9.18		"	10.0	ND	91.8	84-120				
Dibromomethane	9.96		"	10.0	ND	99.6	80-118				
Dichlorodifluoromethane	8.18		"	10.0	ND	81.8	38-142				
Ethyl Benzene	9.24		"	10.0	ND	92.4	76-119				
Hexachlorobutadiene	6.58		"	10.0	ND	65.8	67-131	Low Bias			
Isopropylbenzene	9.37		"	10.0	ND	93.7	74-125				
Methyl tert-butyl ether (MTBE)	10.9		"	10.0	ND	109	51-138				
Methylene chloride	10.4		"	10.0	ND	104	46-132				
Naphthalene	9.06		"	10.0	ND	90.6	46-141				
n-Butylbenzene	8.09		"	10.0	ND	80.9	62-133				
n-Propylbenzene	9.15		"	10.0	ND	91.5	62-131				
o-Xylene	8.82		"	10.0	ND	88.2	71-123				
p- & m- Xylenes	17.8		"	20.0	ND	88.8	74-120				
p-Isopropyltoluene	8.73		"	10.0	ND	87.3	74-125				
sec-Butylbenzene	9.03		"	10.0	ND	90.3	77-123				
Styrene	8.82		"	10.0	ND	88.2	72-121				
tert-Butylbenzene	9.05		"	10.0	ND	90.5	76-124				
Tetrachloroethylene	9.39		"	10.0	ND	93.9	67-120				
Toluene	9.88		"	10.0	ND	98.8	80-119				
trans-1,2-Dichloroethylene	10.5		"	10.0	ND	105	53-137				
trans-1,3-Dichloropropylene	8.80		"	10.0	ND	88.0	65-124				
Trichloroethylene	9.44		"	10.0	ND	94.4	81-116				
Trichlorofluoromethane	8.39		"	10.0	ND	83.9	53-132				
Vinyl Chloride	11.8		"	10.0	ND	118	38-135				
<i>Surrogate: 1,2-Dichloroethane-d4</i>	8.24		"	10.0		82.4	81-123				
<i>Surrogate: p-Bromofluorobenzene</i>	9.54		"	10.0		95.4	70-128				
<i>Surrogate: Toluene-d8</i>	9.47		"	10.0		94.7	88-114				



Volatile Organic Compounds by GC/MS - Quality Control Data

York Analytical Laboratories, Inc.

Analyte	Result	Reporting Limit	Units	Spike Level	Source* Result	%REC	%REC Limits	Flag	RPD	RPD Limit	Flag
<b>Batch BD41459 - EPA 5030B</b>											
<b>Matrix Spike Dup (BD41459-MSD1)</b>	*Source sample: 14D0982-02 (WQ042114:1140NP1-1-6)						Prepared & Analyzed: 04/29/2014				
1,1,1,2-Tetrachloroethane	9.14		ug/L	10.0	ND	91.4	81-121		0.546	30	
1,1,1-Trichloroethane	9.83		"	10.0	0.820	90.1	71-121		3.20	30	
1,1,2,2-Tetrachloroethane	10.7		"	10.0	ND	107	66-138		1.03	30	
1,1,2-Trichloro-1,2,2-trifluoroethane (Freon 113)	9.68		"	10.0	ND	96.8	29-167		2.04	30	
1,1,2-Trichloroethane	9.60		"	10.0	ND	96.0	74-130		6.16	30	
1,1-Dichloroethane	11.1		"	10.0	0.870	102	66-128		2.14	30	
1,1-Dichloroethylene	9.74		"	10.0	ND	97.4	32-164		5.78	30	
1,1-Dichloropropylene	10.1		"	10.0	ND	101	69-121		2.92	30	
1,2,3-Trichlorobenzene	8.23		"	10.0	ND	82.3	58-137		5.75	30	
1,2,3-Trichloropropane	9.73		"	10.0	ND	97.3	69-129		8.18	30	
1,2,4-Trichlorobenzene	7.90		"	10.0	ND	79.0	52-138		1.15	30	
1,2,4-Trimethylbenzene	9.05		"	10.0	ND	90.5	63-131		0.221	30	
1,2-Dibromo-3-chloropropane	6.54		"	10.0	ND	65.4	47-152		21.5	30	
1,2-Dibromoethane	10.1		"	10.0	ND	101	80-123		2.62	30	
1,2-Dichlorobenzene	7.66		"	10.0	ND	76.6	76-120		2.45	30	
1,2-Dichloroethane	0.530		"	10.0	ND	5.30	67-124	Low Bias	177	30	Non-dir.
1,2-Dichloropropane	9.93		"	10.0	ND	99.3	72-127		1.01	30	
1,3,5-Trimethylbenzene	9.07		"	10.0	ND	90.7	74-123		0.987	30	
1,3-Dichlorobenzene	8.90		"	10.0	ND	89.0	74-119		2.66	30	
1,3-Dichloropropane	9.51		"	10.0	ND	95.1	73-128		4.72	30	
1,4-Dichlorobenzene	8.90		"	10.0	ND	89.0	71-122		2.55	30	
2,2-Dichloropropane	6.18		"	10.0	ND	61.8	54-119		5.66	30	
2-Chlorotoluene	8.73		"	10.0	ND	87.3	65-134		2.93	30	
2-Hexanone	9.05		"	10.0	ND	90.5	42-151		1.43	30	
4-Chlorotoluene	8.68		"	10.0	ND	86.8	71-120		0.460	30	
Acetone	9.76		"	10.0	2.54	72.2	27-123		22.9	30	
Benzene	11.1		"	10.0	ND	111	68-124		2.14	30	
Bromobenzene	9.35		"	10.0	ND	93.5	67-132		1.91	30	
Bromochloromethane	10.2		"	10.0	ND	102	60-130		4.58	30	
Bromodichloromethane	8.42		"	10.0	ND	84.2	78-123		1.30	30	
Bromoform	9.16		"	10.0	ND	91.6	75-127		1.41	30	
Bromomethane	10.9		"	10.0	ND	109	17-133		2.51	30	
Carbon tetrachloride	8.94		"	10.0	ND	89.4	73-119		0.891	30	
Chlorobenzene	9.61		"	10.0	ND	96.1	83-115		0.519	30	
Chloroethane	10.8		"	10.0	ND	108	45-134		1.29	30	
Chloroform	9.59		"	10.0	ND	95.9	74-121		0.520	30	
Chloromethane	12.1		"	10.0	ND	121	22-149		9.38	30	
cis-1,2-Dichloroethylene	9.16		"	10.0	ND	91.6	72-121		3.01	30	
cis-1,3-Dichloropropylene	9.23		"	10.0	ND	92.3	67-123		0.108	30	
Dibromochloromethane	9.06		"	10.0	ND	90.6	84-120		1.32	30	
Dibromomethane	10.1		"	10.0	ND	101	80-118		1.10	30	
Dichlorodifluoromethane	7.33		"	10.0	ND	73.3	38-142		11.0	30	
Ethyl Benzene	9.12		"	10.0	ND	91.2	76-119		1.31	30	
Hexachlorobutadiene	6.76		"	10.0	ND	67.6	67-131		2.70	30	
Isopropylbenzene	9.26		"	10.0	ND	92.6	74-125		1.18	30	
Methyl tert-butyl ether (MTBE)	10.6		"	10.0	ND	106	51-138		3.17	30	
Methylene chloride	10.1		"	10.0	ND	101	46-132		2.82	30	
Naphthalene	9.53		"	10.0	ND	95.3	46-141		5.06	30	
n-Butylbenzene	8.10		"	10.0	ND	81.0	62-133		0.124	30	
n-Propylbenzene	8.99		"	10.0	ND	89.9	62-131		1.76	30	
o-Xylene	8.81		"	10.0	ND	88.1	71-123		0.113	30	




Volatile Organic Compounds by GC/MS - Quality Control Data

York Analytical Laboratories, Inc.

Analyte	Result	Reporting Limit	Units	Spike Level	Source* Result	%REC	%REC Limits	Flag	RPD	RPD Limit	Flag
---------	--------	-----------------	-------	-------------	----------------	------	-------------	------	-----	-----------	------

Batch BD41459 - EPA 5030B

Matrix Spike Dup (BD41459-MSD1)	*Source sample: 14D0982-02 (WQ042114:1140NP1-1-6)					Prepared & Analyzed: 04/29/2014					
p- & m- Xylenes	17.5		ug/L	20.0	ND	87.4	74-120		1.59	30	
p-Isopropyltoluene	8.62		"	10.0	ND	86.2	74-125		1.27	30	
sec-Butylbenzene	8.92		"	10.0	ND	89.2	77-123		1.23	30	
Styrene	8.81		"	10.0	ND	88.1	72-121		0.113	30	
tert-Butylbenzene	8.88		"	10.0	ND	88.8	76-124		1.90	30	
Tetrachloroethylene	9.51		"	10.0	ND	95.1	67-120		1.27	30	
Toluene	9.89		"	10.0	ND	98.9	80-119		0.101	30	
trans-1,2-Dichloroethylene	10.4		"	10.0	ND	104	53-137		0.858	30	
trans-1,3-Dichloropropylene	8.39		"	10.0	ND	83.9	65-124		4.77	30	
Trichloroethylene	9.38		"	10.0	ND	93.8	81-116		0.638	30	
Trichlorofluoromethane	8.35		"	10.0	ND	83.5	53-132		0.478	30	
Vinyl Chloride	11.0		"	10.0	ND	110	38-135		7.47	30	
Surrogate: 1,2-Dichloroethane-d4	8.35		"	10.0		83.5	81-123				
Surrogate: p-Bromofluorobenzene	9.72		"	10.0		97.2	70-128				
Surrogate: Toluene-d8	9.63		"	10.0		96.3	88-114				



### Volatile Analysis Sample Containers

Lab ID	Client Sample ID	Volatile Sample Container
14D0982-01	WQ042114:1250NP1-1-4	40mL Clear Vial (pre-pres.) HCl; Cool to 4° C
14D0982-02	WQ042114:1140NP1-1-6	40mL Clear Vial (pre-pres.) HCl; Cool to 4° C
14D0982-03	WQ042114:1210NP1-1-7	40mL Clear Vial (pre-pres.) HCl; Cool to 4° C



## Notes and Definitions

QM-07	The spike recovery was outside acceptance limits for the MS and/or MSD. The batch was accepted based on acceptable LCS recovery.
QL-02	This LCS analyte is outside Laboratory Recovery limits due the analyte behavior using the referenced method. The reference method has certain limitations with respect to analytes of this nature.
J	Detected below the Reporting Limit but greater than or equal to the Method Detection Limit (MDL/LOD) or in the case of a TIC, the result is an estimated concentration.
CCV-E	The value reported is ESTIMATED. The value is estimated due to its behavior during continuing calibration verification (>20% Difference for average Rf or >20% Drift for quadratic fit).
B	Analyte is found in the associated analysis batch blank. For volatiles, methylene chloride and acetone are common lab contaminants. Data users should consider anything <10x the blank value as artifact.

---


*	Analyte is not certified or the state of the samples origination does not offer certification for the Analyte.
ND	NOT DETECTED - the analyte is not detected at the Reported to level (LOQ/RL or LOD/MDL)
RL	REPORTING LIMIT - the minimum reportable value based upon the lowest point in the analyte calibration curve.
LOQ	LIMIT OF QUANTITATION - the minimum concentration of a target analyte that can be reported within a specified degree of confidence. This is the lowest point in an analyte calibration curve that has been subjected to all steps of the processing/analysis and verified to meet defined criteria. This is based upon NELAC 2009 Standards and applies to all analyses.
LOD	LIMIT OF DETECTION - a verified estimate of the minimum concentration of a substance in a given matrix that an analytical process can reliably detect. This is based upon NELAC 2009 Standards and applies to all analyses conducted under the auspices of EPA SW-846.
MDL	METHOD DETECTION LIMIT - a statistically derived estimate of the minimum amount of a substance an analytical system can reliably detect with a 99% confidence that the concentration of the substance is greater than zero. This is based upon 40 CFR Part 136 Appendix B and applies only to EPA 600 and 200 series methods.
Reported to	This indicates that the data for a particular analysis is reported to either the LOD/MDL, or the LOQ/RL. In cases where the "Reported to" is located above the LOD/MDL, any value between this and the LOQ represents an estimated value which is "J" flagged accordingly. This applies to volatile and semi-volatile target compounds only.
NR	Not reported
RPD	Relative Percent Difference
Wet	The data has been reported on an as-received (wet weight) basis
Low Bias	Low Bias flag indicates that the recovery of the flagged analyte is below the laboratory or regulatory lower control limit. The data user should take note that this analyte may be biased low but should evaluate multiple lines of evidence including the LCS and site-specific MS/MSD data to draw bias conclusions. In cases where no site-specific MS/MSD was requested, only the LCS data can be used to evaluate such bias.
High Bias	High Bias flag indicates that the recovery of the flagged analyte is above the laboratory or regulatory upper control limit. The data user should take note that this analyte may be biased high but should evaluate multiple lines of evidence including the LCS and site-specific MS/MSD data to draw bias conclusions. In cases where no site-specific MS/MSD was requested, only the LCS data can be used to evaluate such bias.
Non-Dir.	Non-dir. flag (Non-Directional Bias) indicates that the Relative Percent Difference (RPD) (a measure of precision) among the MS and MSD data is outside the laboratory or regulatory control limit. This alerts the data user where the MS and MSD are from site-specific samples that the RPD is high due to either non-homogeneous distribution of target analyte between the MS/MSD or indicates poor reproducibility for other reasons.

If EPA SW-846 method 8270 is included herein it is noted that the target compound N-nitrosodiphenylamine (NDPA) decomposes in the gas chromatographic inlet and cannot be separated from diphenylamine (DPA). These results could actually represent 100% DPA, 100% NDPA or some combination of the two. For this reason, York reports the combined result for n-nitrosodiphenylamine and diphenylamine for either of these compounds as a combined concentration as Diphenylamine.

If Total PCBs are detected and the target aroclors reported are "Not detected", the Total PCB value is reported due to the presence of either or both Aroclors 1262 and 1268 which are non-target aroclors for some regulatory lists.

2-chloroethylvinyl ether readily breaks down under acidic conditions. Samples that are acid preserved, including standards will exhibit breakdown. The data user should take note.

Certification for pH is no longer offered by NYDOH ELAP.



Semi-Volatile and Volatile analyses are reported down to the LOD/MDL, with values between the LOD/MDL and the LOQ being "J" flagged as estimated results.

---

# YORK

ANALYTICAL LABORATORIES, INC.

120 RESEARCH DR. STRATFORD, CT 06615  
 (203) 325-1371 Fax (203) 357-0166

# Field Chain-of-Custody Record


NOTE: York's Std. Terms & Conditions are listed on the back side of this document  
 This document serves as your written authorization to York to proceed with the analyses requested and your signature binds you to York's Std. Terms & Conditions.

Page 1 of 1

York Project No. 14D0982

<b>YOUR Information</b> Company: <u>LB&amp;</u> Address: <u>4 Research Dr Suite 301</u> <u>Shelton, CT 06484</u> Phone No. <u>203-229-8555</u> Contact Person: <u>Tunde Sander</u> E-Mail Address: <u>Tsander@lbbct.com</u>		<b>Report To:</b> Company: <u>Same</u> Address: _____ Phone No. _____ Attention: _____ E-Mail Address: _____		<b>Invoice To:</b> Company: <u>Same</u> Address: _____ Phone No. _____ Attention: _____ E-Mail Address: _____		<b>YOUR Project ID</b> <u>Rowe Industries.</u> Purchase Order No. <u>HABSA6</u>		<b>Turn-Around Time</b> RUSH - Same Day <input type="checkbox"/> RUSH - Next Day <input type="checkbox"/> RUSH - Two Day <input type="checkbox"/> RUSH - Three Day <input type="checkbox"/> RUSH - Four Day <input type="checkbox"/> Standard(5-7 Days) <input checked="" type="checkbox"/>		<b>Report Type</b> Summary Report <input checked="" type="checkbox"/> pdf Summary w/ QA Summary <input checked="" type="checkbox"/> pdf CT RCP Package CTRCP DQA/DUE Pkg NY ASP A Package NY ASP B Package <input checked="" type="checkbox"/> pdf NIDEP Red. Deliv. Electronic Data Deliverables (EDD)	
---	--	---	--	--	--	---	--	---	--	---	--

**Print Clearly and Legibly. All information must be complete. Samples will NOT be logged if and the turn-around time clock will not begin until any questions by York are resolved.**

Samples Collected/Authorized By (Signature)  
  
STEPHEN H NAT  
 Name (printed)

Matrix Codes	Volatiles	Semi-Volatiles	Metals	Misc. Org.	Full Lists	Misc.
S - soil Other - specify (oil, etc) WW - wastewater GW - groundwater DW - drinking water Air-A - ambient air Air-SV - soil vapor	8260 full 624 STARS list BTEX MTBE TCL list TAGM list CT RCP list Acrom. only Halog. only App. IX list 8021B list	8270 & 625 STARS list BN Only Acids Only PAH list TAGM list CT RCP list TCLP list NIDEP list App. IX SEI Per TCLP TCLP BNA SEI Per TCLP 608 Post	RCRA8 PP15 list TAL CT15 list TAGM list NIDEP list Total Dissolved SEI Per TCLP Herb Chloridane 608 Post 608 PCB	TPH GRO TPH DRO CT ETHP NY 310-13 TPH 1664 Air TO14A Air TO15 Air STARS Air VPH Air TICs Methane Helium	Phi Poll TCL Organics TAL MACTN Full TCLP Full App. IX Post 350 Routine Post 360 Routine Post 360 Special Post 380 Special NYDEC Power NYDEC Sewer TAGM Silica	Corrosivity Reactivity Ignitability Flash Point Slop. Anal. Heteroatoms TOX BTUth Aquatic Tox. TOC

Sample Identification	Date Sampled	Sample Matrix	Choose Analyses Needed from the Menu Above and Enter Below	Container Description(s)
WR042114:1250NPI-1-4	4/21/14 1250	GW	VOC 8260 full list (EPA SW846-8260B) plus from 113	3V
WR042114:1140NPI-1-6	1140			3V
WR042114:1140NPI-1-6MS	1140			3V
WR042114:1140NPI-1-6MSD	1140			3V
WR042114:1210NPI-1-7	1210			3V

Comments

Preservation: \_\_\_\_\_  
 Check those applicable:  
 Special Instructions: \_\_\_\_\_  
 Field Filtered   
 Lab to Filter


4°C \_\_\_\_\_ Frozen \_\_\_\_\_ HCl \_\_\_\_\_ MeOH \_\_\_\_\_ H<sub>2</sub>O \_\_\_\_\_ NaOH \_\_\_\_\_  
 ZnAc \_\_\_\_\_ Ascorbic Acid \_\_\_\_\_ Other \_\_\_\_\_

Samples Relinquished By: Collen Date/Time: 4/21/14  
 Samples Received By: TC Mchale Date/Time: 4/24/14 1350  
 Samples Relinquished By: pgoe Date/Time: 4-24-14 1530  
 Samples Received in Lab by: \_\_\_\_\_ Date/Time: \_\_\_\_\_

Temperature on Receipt: 3-6 °C

(Rev 8 Feb)

**APPENDIX III**  
**APRIL 2014 LABORATORY ANALYTICAL REPORTS**  
**FOR AIR SAMPLES**



# Technical Report

prepared for:

**Leggette Brashears & Graham Shelton Office**

4 Research Drive, Suite 301

Shelton CT, 06484

**Attention: Tunde Komuves-Sandor**

Report Date: 04/30/2014

**Client Project ID: Rowe Industries**

York Project (SDG) No.: 14D0969

CT Cert. No. PH-0723

New Jersey Cert. No. CT-005



New York Cert. No. 10854

PA Cert. No. 68-04440

Report Date: 04/30/2014  
Client Project ID: Rowe Industries  
York Project (SDG) No.: 14D0969

**Leggette Brashears & Graham Shelton Office**  
4 Research Drive, Suite 301  
Shelton CT, 06484  
Attention: Tunde Komuves-Sandor

## Purpose and Results

This report contains the analytical data for the sample(s) identified on the attached chain-of-custody received in our laboratory on April 24, 2014 and listed below. The project was identified as your project: **Rowe Industries**.

The analyses were conducted utilizing appropriate EPA, Standard Methods, and ASTM methods as detailed in the data summary tables.

All samples were received in proper condition meeting the customary acceptance requirements for environmental samples except those indicated under the Notes section of this report.

All analyses met the method and laboratory standard operating procedure requirements except as indicated by any data flags, the meaning of which are explained in the attachment to this report, and case narrative if applicable.

The results of the analyses, which are all reported on dry weight basis (soils) unless otherwise noted, are detailed in the following pages.

Please contact Client Services at 203.325.1371 with any questions regarding this report.

<u>York Sample ID</u>	<u>Client Sample ID</u>	<u>Matrix</u>	<u>Date Collected</u>	<u>Date Received</u>
14D0969-01	AQ042114:1330NP4-1	Vapor Extraction	04/21/2014	04/24/2014
14D0969-02	AQ042114:1335NP4-2	Vapor Extraction	04/21/2014	04/24/2014
14D0969-03	AQ042114:1340NP4-3	Vapor Extraction	04/21/2014	04/24/2014

## General Notes for York Project (SDG) No.: 14D0969

1. The RLs and MDLs (Reporting Limit and Method Detection Limit respectively) reported are adjusted for any dilution necessary due to the levels of target and/or non-target analytes and matrix interference. The RL(REPORTING LIMIT) is based upon the lowest standard utilized for the calibration where applicable.
2. Samples are retained for a period of thirty days after submittal of report, unless other arrangements are made.
3. York's liability for the above data is limited to the dollar value paid to York for the referenced project.
4. This report shall not be reproduced without the written approval of York Analytical Laboratories, Inc.
5. All samples were received in proper condition for analysis with proper documentation, unless otherwise noted.
6. All analyses conducted met method or Laboratory SOP requirements. See the Qualifiers and/or Narrative sections for further information.
7. It is noted that no analyses reported herein were subcontracted to another laboratory, unless noted in the report.
8. This report reflects results that relate only to the samples submitted on the attached chain-of-custody form(s) received by York.


Approved By:



Benjamin Gulizia  
Laboratory Director

Date: 04/30/2014





### Sample Information

**Client Sample ID:** AQ042114:1330NP4-1

**York Sample ID:** 14D0969-01

<u>York Project (SDG) No.</u> 14D0969	<u>Client Project ID</u> Rowe Industries	<u>Matrix</u> Vapor Extraction	<u>Collection Date/Time</u> April 21, 2014 1:30 pm	<u>Date Received</u> 04/24/2014
--	---	-----------------------------------	---	------------------------------------


**Volatile Organics, EPA TO15 Full List**

**Log-in Notes:**

**Sample Notes:**

Sample Prepared by Method: EPA TO15 PREP

CAS No.	Parameter	Result	Flag	Units	LOD/MDL	Reported to LOQ	Dilution	Reference Method	Date/Time Prepared	Date/Time Analyzed	Analyst
75-01-4	Vinyl Chloride	ND		ug/m <sup>3</sup>	0.56	0.56	2.145	EPA TO-15	04/29/2014 12:11	04/29/2014 20:15	RQB
108-05-4	Vinyl acetate	ND		ug/m <sup>3</sup>	0.77	0.77	2.145	EPA TO-15	04/29/2014 12:11	04/29/2014 20:15	RQB
79-01-6	Trichloroethylene	ND		ug/m <sup>3</sup>	0.29	0.29	2.145	EPA TO-15	04/29/2014 12:11	04/29/2014 20:15	RQB
10061-02-6	trans-1,3-Dichloropropylene	ND		ug/m <sup>3</sup>	0.99	0.99	2.145	EPA TO-15	04/29/2014 12:11	04/29/2014 20:15	RQB
156-60-5	trans-1,2-Dichloroethylene	ND		ug/m <sup>3</sup>	0.86	0.86	2.145	EPA TO-15	04/29/2014 12:11	04/29/2014 20:15	RQB
108-88-3	Toluene	ND		ug/m <sup>3</sup>	0.82	0.82	2.145	EPA TO-15	04/29/2014 12:11	04/29/2014 20:15	RQB
109-99-9	* Tetrahydrofuran	ND		ug/m <sup>3</sup>	0.64	0.64	2.145	EPA TO-15	04/29/2014 12:11	04/29/2014 20:15	RQB
127-18-4	Tetrachloroethylene	ND		ug/m <sup>3</sup>	1.5	1.5	2.145	EPA TO-15	04/29/2014 12:11	04/29/2014 20:15	RQB
100-42-5	Styrene	ND		ug/m <sup>3</sup>	0.93	0.93	2.145	EPA TO-15	04/29/2014 12:11	04/29/2014 20:15	RQB
115-07-1	* Propylene	ND		ug/m <sup>3</sup>	0.38	0.38	2.145	EPA TO-15	04/29/2014 12:11	04/29/2014 20:15	RQB
622-96-8	* p-Ethyltoluene	ND		ug/m <sup>3</sup>	1.1	1.1	2.145	EPA TO-15	04/29/2014 12:11	04/29/2014 20:15	RQB
179601-23-1	p- & m- Xylenes	ND		ug/m <sup>3</sup>	1.9	1.9	2.145	EPA TO-15	04/29/2014 12:11	04/29/2014 20:15	RQB
95-47-6	o-Xylene	ND		ug/m <sup>3</sup>	0.95	0.95	2.145	EPA TO-15	04/29/2014 12:11	04/29/2014 20:15	RQB
110-54-3	n-Hexane	ND		ug/m <sup>3</sup>	0.77	0.77	2.145	EPA TO-15	04/29/2014 12:11	04/29/2014 20:15	RQB
142-82-5	n-Heptane	ND		ug/m <sup>3</sup>	0.89	0.89	2.145	EPA TO-15	04/29/2014 12:11	04/29/2014 20:15	RQB
75-09-2	Methylene chloride	ND		ug/m <sup>3</sup>	1.5	1.5	2.145	EPA TO-15	04/29/2014 12:11	04/29/2014 20:15	RQB
1634-04-4	Methyl tert-butyl ether (MTBE)	ND		ug/m <sup>3</sup>	0.79	0.79	2.145	EPA TO-15	04/29/2014 12:11	04/29/2014 20:15	RQB
108-10-1	4-Methyl-2-pentanone	ND		ug/m <sup>3</sup>	0.89	0.89	2.145	EPA TO-15	04/29/2014 12:11	04/29/2014 20:15	RQB
67-63-0	<b>Isopropanol</b>	<b>4.0</b>		ug/m <sup>3</sup>	1.1	1.1	2.145	EPA TO-15	04/29/2014 12:11	04/29/2014 20:15	RQB
87-68-3	Hexachlorobutadiene	ND		ug/m <sup>3</sup>	2.3	2.3	2.145	EPA TO-15	04/29/2014 12:11	04/29/2014 20:15	RQB
100-41-4	Ethyl Benzene	ND		ug/m <sup>3</sup>	0.95	0.95	2.145	EPA TO-15	04/29/2014 12:11	04/29/2014 20:15	RQB
141-78-6	* Ethyl acetate	ND		ug/m <sup>3</sup>	1.6	1.6	2.145	EPA TO-15	04/29/2014 12:11	04/29/2014 20:15	RQB
110-82-7	Cyclohexane	ND		ug/m <sup>3</sup>	0.75	0.75	2.145	EPA TO-15	04/29/2014 12:11	04/29/2014 20:15	RQB
10061-01-5	cis-1,3-Dichloropropylene	ND		ug/m <sup>3</sup>	0.99	0.99	2.145	EPA TO-15	04/29/2014 12:11	04/29/2014 20:15	RQB
156-59-2	cis-1,2-Dichloroethylene	ND		ug/m <sup>3</sup>	0.86	0.86	2.145	EPA TO-15	04/29/2014 12:11	04/29/2014 20:15	RQB
74-87-3	Chloromethane	ND		ug/m <sup>3</sup>	0.45	0.45	2.145	EPA TO-15	04/29/2014 12:11	04/29/2014 20:15	RQB
67-66-3	Chloroform	ND		ug/m <sup>3</sup>	1.1	1.1	2.145	EPA TO-15	04/29/2014 12:11	04/29/2014 20:15	RQB
75-00-3	Chloroethane	ND		ug/m <sup>3</sup>	0.58	0.58	2.145	EPA TO-15	04/29/2014 12:11	04/29/2014 20:15	RQB
56-23-5	Carbon tetrachloride	ND		ug/m <sup>3</sup>	0.34	0.34	2.145	EPA TO-15	04/29/2014 12:11	04/29/2014 20:15	RQB
75-15-0	Carbon disulfide	ND		ug/m <sup>3</sup>	0.68	0.68	2.145	EPA TO-15	04/29/2014 12:11	04/29/2014 20:15	RQB
74-83-9	Bromomethane	ND		ug/m <sup>3</sup>	0.85	0.85	2.145	EPA TO-15	04/29/2014 12:11	04/29/2014 20:15	RQB
75-25-2	Bromoform	ND		ug/m <sup>3</sup>	2.3	2.3	2.145	EPA TO-15	04/29/2014 12:11	04/29/2014 20:15	RQB
75-27-4	Bromodichloromethane	ND		ug/m <sup>3</sup>	1.4	1.4	2.145	EPA TO-15	04/29/2014 12:11	04/29/2014 20:15	RQB
100-44-7	Benzyl chloride	ND		ug/m <sup>3</sup>	1.1	1.1	2.145	EPA TO-15	04/29/2014 12:11	04/29/2014 20:15	RQB



### Sample Information

**Client Sample ID:** AQ042114:1330NP4-1

**York Sample ID:** 14D0969-01

York Project (SDG) No.

Client Project ID

Matrix

Collection Date/Time

Date Received

14D0969

Rowe Industries

Vapor Extraction

April 21, 2014 1:30 pm

04/24/2014


**Volatile Organics, EPA TO15 Full List**

**Log-in Notes:**

**Sample Notes:**

Sample Prepared by Method: EPA TO15 PREP

CAS No.	Parameter	Result	Flag	Units	LOD/MDL	Reported to LOQ	Dilution	Reference Method	Date/Time Prepared	Date/Time Analyzed	Analyst
71-43-2	Benzene	ND		ug/m <sup>3</sup>	0.70	0.70	2.145	EPA TO-15	04/29/2014 12:11	04/29/2014 20:15	RQB
67-64-1	Acetone	ND		ug/m <sup>3</sup>	0.52	0.52	2.145	EPA TO-15	04/29/2014 12:11	04/29/2014 20:15	RQB
591-78-6	* 2-Hexanone	ND		ug/m <sup>3</sup>	1.8	1.8	2.145	EPA TO-15	04/29/2014 12:11	04/29/2014 20:15	RQB
78-93-3	2-Butanone	ND		ug/m <sup>3</sup>	0.64	0.64	2.145	EPA TO-15	04/29/2014 12:11	04/29/2014 20:15	RQB
123-91-1	1,4-Dioxane	ND		ug/m <sup>3</sup>	0.79	0.79	2.145	EPA TO-15	04/29/2014 12:11	04/29/2014 20:15	RQB
106-46-7	1,4-Dichlorobenzene	ND		ug/m <sup>3</sup>	1.3	1.3	2.145	EPA TO-15	04/29/2014 12:11	04/29/2014 20:15	RQB
541-73-1	1,3-Dichlorobenzene	ND		ug/m <sup>3</sup>	1.3	1.3	2.145	EPA TO-15	04/29/2014 12:11	04/29/2014 20:15	RQB
106-99-0	1,3-Butadiene	ND		ug/m <sup>3</sup>	0.95	0.95	2.145	EPA TO-15	04/29/2014 12:11	04/29/2014 20:15	RQB
108-67-8	1,3,5-Trimethylbenzene	ND		ug/m <sup>3</sup>	1.1	1.1	2.145	EPA TO-15	04/29/2014 12:11	04/29/2014 20:15	RQB
76-14-2	1,2-Dichlorotetrafluoroethane	ND		ug/m <sup>3</sup>	1.5	1.5	2.145	EPA TO-15	04/29/2014 12:11	04/29/2014 20:15	RQB
78-87-5	1,2-Dichloropropane	ND		ug/m <sup>3</sup>	1.0	1.0	2.145	EPA TO-15	04/29/2014 12:11	04/29/2014 20:15	RQB
107-06-2	1,2-Dichloroethane	ND		ug/m <sup>3</sup>	0.88	0.88	2.145	EPA TO-15	04/29/2014 12:11	04/29/2014 20:15	RQB
95-50-1	1,2-Dichlorobenzene	ND		ug/m <sup>3</sup>	1.3	1.3	2.145	EPA TO-15	04/29/2014 12:11	04/29/2014 20:15	RQB
95-63-6	1,2,4-Trimethylbenzene	ND		ug/m <sup>3</sup>	1.1	1.1	2.145	EPA TO-15	04/29/2014 12:11	04/29/2014 20:15	RQB
120-82-1	1,2,4-Trichlorobenzene	ND		ug/m <sup>3</sup>	1.6	1.6	2.145	EPA TO-15	04/29/2014 12:11	04/29/2014 20:15	RQB
75-35-4	1,1-Dichloroethylene	ND		ug/m <sup>3</sup>	0.86	0.86	2.145	EPA TO-15	04/29/2014 12:11	04/29/2014 20:15	RQB
75-34-3	1,1-Dichloroethane	ND		ug/m <sup>3</sup>	0.88	0.88	2.145	EPA TO-15	04/29/2014 12:11	04/29/2014 20:15	RQB
75-69-4	<b>Trichlorofluoromethane (Freon 11)</b>	<b>1.5</b>		ug/m <sup>3</sup>	1.2	1.2	2.145	EPA TO-15	04/29/2014 12:11	04/29/2014 20:15	RQB
79-00-5	1,1,2-Trichloroethane	ND		ug/m <sup>3</sup>	1.2	1.2	2.145	EPA TO-15	04/29/2014 12:11	04/29/2014 20:15	RQB
76-13-1	1,1,2-Trichloro-1,2,2-trifluoroethane (Freon 113)	ND		ug/m <sup>3</sup>	1.7	1.7	2.145	EPA TO-15	04/29/2014 12:11	04/29/2014 20:15	RQB
79-34-5	1,1,2,2-Tetrachloroethane	ND		ug/m <sup>3</sup>	1.5	1.5	2.145	EPA TO-15	04/29/2014 12:11	04/29/2014 20:15	RQB
71-55-6	1,1,1-Trichloroethane	ND		ug/m <sup>3</sup>	1.2	1.2	2.145	EPA TO-15	04/29/2014 12:11	04/29/2014 20:15	RQB
75-71-8	<b>Dichlorodifluoromethane</b>	<b>2.0</b>		ug/m <sup>3</sup>	1.1	1.1	2.145	EPA TO-15	04/29/2014 12:11	04/29/2014 20:15	RQB
106-93-4	1,2-Dibromoethane	ND		ug/m <sup>3</sup>	1.7	1.7	2.145	EPA TO-15	04/29/2014 12:11	04/29/2014 20:15	RQB
124-48-1	Dibromochloromethane	ND		ug/m <sup>3</sup>	1.8	1.8	2.145	EPA TO-15	04/29/2014 12:11	04/29/2014 20:15	RQB
80-62-6	Methyl Methacrylate	ND		ug/m <sup>3</sup>	0.89	0.89	2.145	EPA TO-15	04/29/2014 12:11	04/29/2014 20:15	RQB
108-90-7	Chlorobenzene	ND		ug/m <sup>3</sup>	1.0	1.0	2.145	EPA TO-15	04/29/2014 12:11	04/29/2014 20:15	RQB
	<b>Surrogate Recoveries</b>	<b>Result</b>		<b>Acceptance Range</b>							
460-00-4	Surrogate: <i>p</i> -Bromofluorobenzene	87.0 %		72-118							



### Sample Information

**Client Sample ID:** AQ042114:1335NP4-2

**York Sample ID:** 14D0969-02

York Project (SDG) No.

Client Project ID

Matrix

Collection Date/Time

Date Received

14D0969

Rowe Industries

Vapor Extraction

April 21, 2014 1:35 pm

04/24/2014


**Volatile Organics, EPA TO15 Full List**

**Log-in Notes:**

**Sample Notes:**

Sample Prepared by Method: EPA TO15 PREP

CAS No.	Parameter	Result	Flag	Units	LOD/MDL	Reported to LOQ	Dilution	Reference Method	Date/Time Prepared	Date/Time Analyzed	Analyst
75-01-4	Vinyl Chloride	ND		ug/m <sup>3</sup>	0.47	0.47	1.8	EPA TO-15	04/29/2014 12:11	04/29/2014 21:11	RQB
108-05-4	Vinyl acetate	ND		ug/m <sup>3</sup>	0.64	0.64	1.8	EPA TO-15	04/29/2014 12:11	04/29/2014 21:11	RQB
79-01-6	<b>Trichloroethylene</b>	<b>0.98</b>		ug/m <sup>3</sup>	0.25	0.25	1.8	EPA TO-15	04/29/2014 12:11	04/29/2014 21:11	RQB
10061-02-6	trans-1,3-Dichloropropylene	ND		ug/m <sup>3</sup>	0.83	0.83	1.8	EPA TO-15	04/29/2014 12:11	04/29/2014 21:11	RQB
156-60-5	trans-1,2-Dichloroethylene	ND		ug/m <sup>3</sup>	0.73	0.73	1.8	EPA TO-15	04/29/2014 12:11	04/29/2014 21:11	RQB
108-88-3	Toluene	ND		ug/m <sup>3</sup>	0.69	0.69	1.8	EPA TO-15	04/29/2014 12:11	04/29/2014 21:11	RQB
109-99-9	<b>* Tetrahydrofuran</b>	<b>0.86</b>		ug/m <sup>3</sup>	0.54	0.54	1.8	EPA TO-15	04/29/2014 12:11	04/29/2014 21:11	RQB
127-18-4	<b>Tetrachloroethylene</b>	<b>4.3</b>		ug/m <sup>3</sup>	1.2	1.2	1.8	EPA TO-15	04/29/2014 12:11	04/29/2014 21:11	RQB
100-42-5	Styrene	ND		ug/m <sup>3</sup>	0.78	0.78	1.8	EPA TO-15	04/29/2014 12:11	04/29/2014 21:11	RQB
115-07-1	<b>* Propylene</b>	ND		ug/m <sup>3</sup>	0.32	0.32	1.8	EPA TO-15	04/29/2014 12:11	04/29/2014 21:11	RQB
622-96-8	<b>* p-Ethyltoluene</b>	ND		ug/m <sup>3</sup>	0.90	0.90	1.8	EPA TO-15	04/29/2014 12:11	04/29/2014 21:11	RQB
179601-23-1	<b>p- &amp; m- Xylenes</b>	ND		ug/m <sup>3</sup>	1.6	1.6	1.8	EPA TO-15	04/29/2014 12:11	04/29/2014 21:11	RQB
95-47-6	<b>o-Xylene</b>	ND		ug/m <sup>3</sup>	0.79	0.79	1.8	EPA TO-15	04/29/2014 12:11	04/29/2014 21:11	RQB
110-54-3	<b>n-Hexane</b>	ND		ug/m <sup>3</sup>	0.65	0.65	1.8	EPA TO-15	04/29/2014 12:11	04/29/2014 21:11	RQB
142-82-5	<b>n-Heptane</b>	ND		ug/m <sup>3</sup>	0.75	0.75	1.8	EPA TO-15	04/29/2014 12:11	04/29/2014 21:11	RQB
75-09-2	<b>Methylene chloride</b>	<b>1.8</b>		ug/m <sup>3</sup>	1.3	1.3	1.8	EPA TO-15	04/29/2014 12:11	04/29/2014 21:11	RQB
1634-04-4	<b>Methyl tert-butyl ether (MTBE)</b>	<b>1.1</b>		ug/m <sup>3</sup>	0.66	0.66	1.8	EPA TO-15	04/29/2014 12:11	04/29/2014 21:11	RQB
108-10-1	<b>4-Methyl-2-pentanone</b>	ND		ug/m <sup>3</sup>	0.75	0.75	1.8	EPA TO-15	04/29/2014 12:11	04/29/2014 21:11	RQB
67-63-0	<b>Isopropanol</b>	ND		ug/m <sup>3</sup>	0.90	0.90	1.8	EPA TO-15	04/29/2014 12:11	04/29/2014 21:11	RQB
87-68-3	<b>Hexachlorobutadiene</b>	ND		ug/m <sup>3</sup>	2.0	2.0	1.8	EPA TO-15	04/29/2014 12:11	04/29/2014 21:11	RQB
100-41-4	<b>Ethyl Benzene</b>	ND		ug/m <sup>3</sup>	0.79	0.79	1.8	EPA TO-15	04/29/2014 12:11	04/29/2014 21:11	RQB
141-78-6	<b>* Ethyl acetate</b>	ND		ug/m <sup>3</sup>	1.3	1.3	1.8	EPA TO-15	04/29/2014 12:11	04/29/2014 21:11	RQB
110-82-7	<b>Cyclohexane</b>	ND		ug/m <sup>3</sup>	0.63	0.63	1.8	EPA TO-15	04/29/2014 12:11	04/29/2014 21:11	RQB
10061-01-5	<b>cis-1,3-Dichloropropylene</b>	ND		ug/m <sup>3</sup>	0.83	0.83	1.8	EPA TO-15	04/29/2014 12:11	04/29/2014 21:11	RQB
156-59-2	<b>cis-1,2-Dichloroethylene</b>	<b>5.0</b>		ug/m <sup>3</sup>	0.73	0.73	1.8	EPA TO-15	04/29/2014 12:11	04/29/2014 21:11	RQB
74-87-3	<b>Chloromethane</b>	ND		ug/m <sup>3</sup>	0.38	0.38	1.8	EPA TO-15	04/29/2014 12:11	04/29/2014 21:11	RQB
67-66-3	<b>Chloroform</b>	<b>1.3</b>		ug/m <sup>3</sup>	0.89	0.89	1.8	EPA TO-15	04/29/2014 12:11	04/29/2014 21:11	RQB
75-00-3	<b>Chloroethane</b>	ND		ug/m <sup>3</sup>	0.48	0.48	1.8	EPA TO-15	04/29/2014 12:11	04/29/2014 21:11	RQB
56-23-5	<b>Carbon tetrachloride</b>	ND		ug/m <sup>3</sup>	0.29	0.29	1.8	EPA TO-15	04/29/2014 12:11	04/29/2014 21:11	RQB
75-15-0	<b>Carbon disulfide</b>	ND		ug/m <sup>3</sup>	0.57	0.57	1.8	EPA TO-15	04/29/2014 12:11	04/29/2014 21:11	RQB
74-83-9	<b>Bromomethane</b>	ND		ug/m <sup>3</sup>	0.71	0.71	1.8	EPA TO-15	04/29/2014 12:11	04/29/2014 21:11	RQB
75-25-2	<b>Bromoform</b>	ND		ug/m <sup>3</sup>	1.9	1.9	1.8	EPA TO-15	04/29/2014 12:11	04/29/2014 21:11	RQB
75-27-4	<b>Bromodichloromethane</b>	ND		ug/m <sup>3</sup>	1.1	1.1	1.8	EPA TO-15	04/29/2014 12:11	04/29/2014 21:11	RQB
100-44-7	<b>Benzyl chloride</b>	ND		ug/m <sup>3</sup>	0.95	0.95	1.8	EPA TO-15	04/29/2014 12:11	04/29/2014 21:11	RQB
71-43-2	<b>Benzene</b>	ND		ug/m <sup>3</sup>	0.58	0.58	1.8	EPA TO-15	04/29/2014 12:11	04/29/2014 21:11	RQB
67-64-1	<b>Acetone</b>	ND		ug/m <sup>3</sup>	0.44	0.44	1.8	EPA TO-15	04/29/2014 12:11	04/29/2014 21:11	RQB



### Sample Information

**Client Sample ID:** AQ042114:1335NP4-2

**York Sample ID:** 14D0969-02

York Project (SDG) No.

Client Project ID

Matrix

Collection Date/Time

Date Received

14D0969

Rowe Industries

Vapor Extraction

April 21, 2014 1:35 pm

04/24/2014

**Volatile Organics, EPA TO15 Full List**

**Log-in Notes:**

**Sample Notes:**

Sample Prepared by Method: EPA TO15 PREP

CAS No.	Parameter	Result	Flag	Units	LOD/MDL	Reported to LOQ	Dilution	Reference Method	Date/Time Prepared	Date/Time Analyzed	Analyst
591-78-6	* 2-Hexanone	ND		ug/m <sup>3</sup>	1.5	1.5	1.8	EPA TO-15	04/29/2014 12:11	04/29/2014 21:11	RQB
78-93-3	<b>2-Butanone</b>	<b>1.6</b>		ug/m <sup>3</sup>	0.54	0.54	1.8	EPA TO-15	04/29/2014 12:11	04/29/2014 21:11	RQB
123-91-1	1,4-Dioxane	ND		ug/m <sup>3</sup>	0.66	0.66	1.8	EPA TO-15	04/29/2014 12:11	04/29/2014 21:11	RQB
106-46-7	1,4-Dichlorobenzene	ND		ug/m <sup>3</sup>	1.1	1.1	1.8	EPA TO-15	04/29/2014 12:11	04/29/2014 21:11	RQB
541-73-1	1,3-Dichlorobenzene	ND		ug/m <sup>3</sup>	1.1	1.1	1.8	EPA TO-15	04/29/2014 12:11	04/29/2014 21:11	RQB
106-99-0	1,3-Butadiene	ND		ug/m <sup>3</sup>	0.79	0.79	1.8	EPA TO-15	04/29/2014 12:11	04/29/2014 21:11	RQB
108-67-8	1,3,5-Trimethylbenzene	ND		ug/m <sup>3</sup>	0.90	0.90	1.8	EPA TO-15	04/29/2014 12:11	04/29/2014 21:11	RQB
76-14-2	1,2-Dichlorotetrafluoroethane	ND		ug/m <sup>3</sup>	1.3	1.3	1.8	EPA TO-15	04/29/2014 12:11	04/29/2014 21:11	RQB
78-87-5	1,2-Dichloropropane	ND		ug/m <sup>3</sup>	0.85	0.85	1.8	EPA TO-15	04/29/2014 12:11	04/29/2014 21:11	RQB
107-06-2	1,2-Dichloroethane	ND		ug/m <sup>3</sup>	0.74	0.74	1.8	EPA TO-15	04/29/2014 12:11	04/29/2014 21:11	RQB
95-50-1	1,2-Dichlorobenzene	ND		ug/m <sup>3</sup>	1.1	1.1	1.8	EPA TO-15	04/29/2014 12:11	04/29/2014 21:11	RQB
95-63-6	1,2,4-Trimethylbenzene	ND		ug/m <sup>3</sup>	0.90	0.90	1.8	EPA TO-15	04/29/2014 12:11	04/29/2014 21:11	RQB
120-82-1	1,2,4-Trichlorobenzene	ND		ug/m <sup>3</sup>	1.4	1.4	1.8	EPA TO-15	04/29/2014 12:11	04/29/2014 21:11	RQB
75-35-4	1,1-Dichloroethylene	ND		ug/m <sup>3</sup>	0.73	0.73	1.8	EPA TO-15	04/29/2014 12:11	04/29/2014 21:11	RQB
75-34-3	<b>1,1-Dichloroethane</b>	<b>0.82</b>		ug/m <sup>3</sup>	0.74	0.74	1.8	EPA TO-15	04/29/2014 12:11	04/29/2014 21:11	RQB
75-69-4	<b>Trichlorofluoromethane (Freon 11)</b>	<b>1.6</b>		ug/m <sup>3</sup>	1.0	1.0	1.8	EPA TO-15	04/29/2014 12:11	04/29/2014 21:11	RQB
79-00-5	1,1,2-Trichloroethane	ND		ug/m <sup>3</sup>	1.0	1.0	1.8	EPA TO-15	04/29/2014 12:11	04/29/2014 21:11	RQB
76-13-1	1,1,2-Trichloro-1,2,2-trifluoroethane (Freon 113)	ND		ug/m <sup>3</sup>	1.4	1.4	1.8	EPA TO-15	04/29/2014 12:11	04/29/2014 21:11	RQB
79-34-5	1,1,2,2-Tetrachloroethane	ND		ug/m <sup>3</sup>	1.3	1.3	1.8	EPA TO-15	04/29/2014 12:11	04/29/2014 21:11	RQB
71-55-6	<b>1,1,1-Trichloroethane</b>	<b>5.7</b>		ug/m <sup>3</sup>	1.0	1.0	1.8	EPA TO-15	04/29/2014 12:11	04/29/2014 21:11	RQB
75-71-8	<b>Dichlorodifluoromethane</b>	<b>2.4</b>		ug/m <sup>3</sup>	0.91	0.91	1.8	EPA TO-15	04/29/2014 12:11	04/29/2014 21:11	RQB
106-93-4	1,2-Dibromoethane	ND		ug/m <sup>3</sup>	1.4	1.4	1.8	EPA TO-15	04/29/2014 12:11	04/29/2014 21:11	RQB
124-48-1	Dibromochloromethane	ND		ug/m <sup>3</sup>	1.5	1.5	1.8	EPA TO-15	04/29/2014 12:11	04/29/2014 21:11	RQB
80-62-6	Methyl Methacrylate	ND		ug/m <sup>3</sup>	0.75	0.75	1.8	EPA TO-15	04/29/2014 12:11	04/29/2014 21:11	RQB
108-90-7	Chlorobenzene	ND		ug/m <sup>3</sup>	0.84	0.84	1.8	EPA TO-15	04/29/2014 12:11	04/29/2014 21:11	RQB
<b>Surrogate Recoveries</b>		<b>Result</b>	<b>Acceptance Range</b>								
460-00-4	Surrogate: <i>p</i> -Bromofluorobenzene	86.8 %	72-118								

### Sample Information

**Client Sample ID:** AQ042114:1340NP4-3

**York Sample ID:** 14D0969-03

York Project (SDG) No.

Client Project ID

Matrix

Collection Date/Time

Date Received

14D0969

Rowe Industries

Vapor Extraction


April 21, 2014 1:40 pm

04/24/2014

**Volatile Organics, EPA TO15 Full List**

**Log-in Notes:**

**Sample Notes:**



### Sample Information


**Client Sample ID:** AQ042114:1340NP4-3

**York Sample ID:** 14D0969-03

<u>York Project (SDG) No.</u> 14D0969	<u>Client Project ID</u> Rowe Industries	<u>Matrix</u> Vapor Extraction	<u>Collection Date/Time</u> April 21, 2014 1:40 pm	<u>Date Received</u> 04/24/2014
--	---	-----------------------------------	---	------------------------------------

Sample Prepared by Method: EPA TO15 PREP

CAS No.	Parameter	Result	Flag	Units	LOD/MDL	Reported to LOQ	Dilution	Reference Method	Date/Time Prepared	Date/Time Analyzed	Analyst
75-01-4	Vinyl Chloride	ND		ug/m <sup>3</sup>	0.49	0.49	1.867	EPA TO-15	04/29/2014 12:11	04/29/2014 22:08	RQB
108-05-4	Vinyl acetate	ND		ug/m <sup>3</sup>	0.67	0.67	1.867	EPA TO-15	04/29/2014 12:11	04/29/2014 22:08	RQB
79-01-6	Trichloroethylene	ND		ug/m <sup>3</sup>	0.26	0.26	1.867	EPA TO-15	04/29/2014 12:11	04/29/2014 22:08	RQB
10061-02-6	trans-1,3-Dichloropropylene	ND		ug/m <sup>3</sup>	0.86	0.86	1.867	EPA TO-15	04/29/2014 12:11	04/29/2014 22:08	RQB
156-60-5	trans-1,2-Dichloroethylene	ND		ug/m <sup>3</sup>	0.75	0.75	1.867	EPA TO-15	04/29/2014 12:11	04/29/2014 22:08	RQB
108-88-3	Toluene	ND		ug/m <sup>3</sup>	0.72	0.72	1.867	EPA TO-15	04/29/2014 12:11	04/29/2014 22:08	RQB
109-99-9	<b>* Tetrahydrofuran</b>	<b>0.78</b>		ug/m <sup>3</sup>	0.56	0.56	1.867	EPA TO-15	04/29/2014 12:11	04/29/2014 22:08	RQB
127-18-4	Tetrachloroethylene	ND		ug/m <sup>3</sup>	1.3	1.3	1.867	EPA TO-15	04/29/2014 12:11	04/29/2014 22:08	RQB
100-42-5	Styrene	ND		ug/m <sup>3</sup>	0.81	0.81	1.867	EPA TO-15	04/29/2014 12:11	04/29/2014 22:08	RQB
115-07-1	* Propylene	ND		ug/m <sup>3</sup>	0.33	0.33	1.867	EPA TO-15	04/29/2014 12:11	04/29/2014 22:08	RQB
622-96-8	* p-Ethyltoluene	ND		ug/m <sup>3</sup>	0.93	0.93	1.867	EPA TO-15	04/29/2014 12:11	04/29/2014 22:08	RQB
179601-23-1	p- & m- Xylenes	ND		ug/m <sup>3</sup>	1.6	1.6	1.867	EPA TO-15	04/29/2014 12:11	04/29/2014 22:08	RQB
95-47-6	o-Xylene	ND		ug/m <sup>3</sup>	0.82	0.82	1.867	EPA TO-15	04/29/2014 12:11	04/29/2014 22:08	RQB
110-54-3	n-Hexane	ND		ug/m <sup>3</sup>	0.67	0.67	1.867	EPA TO-15	04/29/2014 12:11	04/29/2014 22:08	RQB
142-82-5	n-Heptane	ND		ug/m <sup>3</sup>	0.78	0.78	1.867	EPA TO-15	04/29/2014 12:11	04/29/2014 22:08	RQB
75-09-2	<b>Methylene chloride</b>	<b>1.5</b>		ug/m <sup>3</sup>	1.3	1.3	1.867	EPA TO-15	04/29/2014 12:11	04/29/2014 22:08	RQB
1634-04-4	<b>Methyl tert-butyl ether (MTBE)</b>	<b>1.1</b>		ug/m <sup>3</sup>	0.68	0.68	1.867	EPA TO-15	04/29/2014 12:11	04/29/2014 22:08	RQB
108-10-1	4-Methyl-2-pentanone	ND		ug/m <sup>3</sup>	0.78	0.78	1.867	EPA TO-15	04/29/2014 12:11	04/29/2014 22:08	RQB
67-63-0	Isopropanol	ND		ug/m <sup>3</sup>	0.93	0.93	1.867	EPA TO-15	04/29/2014 12:11	04/29/2014 22:08	RQB
87-68-3	Hexachlorobutadiene	ND		ug/m <sup>3</sup>	2.0	2.0	1.867	EPA TO-15	04/29/2014 12:11	04/29/2014 22:08	RQB
100-41-4	Ethyl Benzene	ND		ug/m <sup>3</sup>	0.82	0.82	1.867	EPA TO-15	04/29/2014 12:11	04/29/2014 22:08	RQB
141-78-6	* Ethyl acetate	ND		ug/m <sup>3</sup>	1.4	1.4	1.867	EPA TO-15	04/29/2014 12:11	04/29/2014 22:08	RQB
110-82-7	Cyclohexane	ND		ug/m <sup>3</sup>	0.65	0.65	1.867	EPA TO-15	04/29/2014 12:11	04/29/2014 22:08	RQB
10061-01-5	cis-1,3-Dichloropropylene	ND		ug/m <sup>3</sup>	0.86	0.86	1.867	EPA TO-15	04/29/2014 12:11	04/29/2014 22:08	RQB
156-59-2	<b>cis-1,2-Dichloroethylene</b>	<b>2.1</b>		ug/m <sup>3</sup>	0.75	0.75	1.867	EPA TO-15	04/29/2014 12:11	04/29/2014 22:08	RQB
74-87-3	Chloromethane	ND		ug/m <sup>3</sup>	0.39	0.39	1.867	EPA TO-15	04/29/2014 12:11	04/29/2014 22:08	RQB
67-66-3	<b>Chloroform</b>	<b>1.9</b>		ug/m <sup>3</sup>	0.93	0.93	1.867	EPA TO-15	04/29/2014 12:11	04/29/2014 22:08	RQB
75-00-3	Chloroethane	ND		ug/m <sup>3</sup>	0.50	0.50	1.867	EPA TO-15	04/29/2014 12:11	04/29/2014 22:08	RQB
56-23-5	Carbon tetrachloride	ND		ug/m <sup>3</sup>	0.30	0.30	1.867	EPA TO-15	04/29/2014 12:11	04/29/2014 22:08	RQB
75-15-0	Carbon disulfide	ND		ug/m <sup>3</sup>	0.59	0.59	1.867	EPA TO-15	04/29/2014 12:11	04/29/2014 22:08	RQB
74-83-9	Bromomethane	ND		ug/m <sup>3</sup>	0.74	0.74	1.867	EPA TO-15	04/29/2014 12:11	04/29/2014 22:08	RQB
75-25-2	Bromoform	ND		ug/m <sup>3</sup>	2.0	2.0	1.867	EPA TO-15	04/29/2014 12:11	04/29/2014 22:08	RQB
75-27-4	Bromodichloromethane	ND		ug/m <sup>3</sup>	1.2	1.2	1.867	EPA TO-15	04/29/2014 12:11	04/29/2014 22:08	RQB
100-44-7	Benzyl chloride	ND		ug/m <sup>3</sup>	0.98	0.98	1.867	EPA TO-15	04/29/2014 12:11	04/29/2014 22:08	RQB
71-43-2	Benzene	ND		ug/m <sup>3</sup>	0.61	0.61	1.867	EPA TO-15	04/29/2014 12:11	04/29/2014 22:08	RQB
67-64-1	<b>Acetone</b>	<b>11</b>	B	ug/m <sup>3</sup>	0.45	0.45	1.867	EPA TO-15	04/29/2014 12:11	04/29/2014 22:08	RQB
591-78-6	* 2-Hexanone	ND		ug/m <sup>3</sup>	1.6	1.6	1.867	EPA TO-15	04/29/2014 12:11	04/29/2014 22:08	RQB
78-93-3	<b>2-Butanone</b>	<b>2.5</b>		ug/m <sup>3</sup>	0.56	0.56	1.867	EPA TO-15	04/29/2014 12:11	04/29/2014 22:08	RQB



### Sample Information

**Client Sample ID:** AQ042114:1340NP4-3

**York Sample ID:** 14D0969-03

York Project (SDG) No.

Client Project ID

Matrix

Collection Date/Time

Date Received

14D0969

Rowe Industries

Vapor Extraction

April 21, 2014 1:40 pm

04/24/2014


**Volatile Organics, EPA TO15 Full List**

**Log-in Notes:**

**Sample Notes:**

Sample Prepared by Method: EPA TO15 PREP

CAS No.	Parameter	Result	Flag	Units	LOD/MDL	Reported to LOQ	Dilution	Reference Method	Date/Time Prepared	Date/Time Analyzed	Analyst
123-91-1	1,4-Dioxane	ND		ug/m <sup>3</sup>	0.68	0.68	1.867	EPA TO-15	04/29/2014 12:11	04/29/2014 22:08	RQB
106-46-7	1,4-Dichlorobenzene	ND		ug/m <sup>3</sup>	1.1	1.1	1.867	EPA TO-15	04/29/2014 12:11	04/29/2014 22:08	RQB
541-73-1	1,3-Dichlorobenzene	ND		ug/m <sup>3</sup>	1.1	1.1	1.867	EPA TO-15	04/29/2014 12:11	04/29/2014 22:08	RQB
106-99-0	1,3-Butadiene	ND		ug/m <sup>3</sup>	0.82	0.82	1.867	EPA TO-15	04/29/2014 12:11	04/29/2014 22:08	RQB
108-67-8	1,3,5-Trimethylbenzene	ND		ug/m <sup>3</sup>	0.93	0.93	1.867	EPA TO-15	04/29/2014 12:11	04/29/2014 22:08	RQB
76-14-2	1,2-Dichlorotetrafluoroethane	ND		ug/m <sup>3</sup>	1.3	1.3	1.867	EPA TO-15	04/29/2014 12:11	04/29/2014 22:08	RQB
78-87-5	1,2-Dichloropropane	ND		ug/m <sup>3</sup>	0.88	0.88	1.867	EPA TO-15	04/29/2014 12:11	04/29/2014 22:08	RQB
107-06-2	1,2-Dichloroethane	ND		ug/m <sup>3</sup>	0.77	0.77	1.867	EPA TO-15	04/29/2014 12:11	04/29/2014 22:08	RQB
95-50-1	1,2-Dichlorobenzene	ND		ug/m <sup>3</sup>	1.1	1.1	1.867	EPA TO-15	04/29/2014 12:11	04/29/2014 22:08	RQB
95-63-6	1,2,4-Trimethylbenzene	ND		ug/m <sup>3</sup>	0.93	0.93	1.867	EPA TO-15	04/29/2014 12:11	04/29/2014 22:08	RQB
120-82-1	1,2,4-Trichlorobenzene	ND		ug/m <sup>3</sup>	1.4	1.4	1.867	EPA TO-15	04/29/2014 12:11	04/29/2014 22:08	RQB
75-35-4	1,1-Dichloroethylene	ND		ug/m <sup>3</sup>	0.75	0.75	1.867	EPA TO-15	04/29/2014 12:11	04/29/2014 22:08	RQB
75-34-3	<b>1,1-Dichloroethane</b>	<b>1.2</b>		ug/m <sup>3</sup>	0.77	0.77	1.867	EPA TO-15	04/29/2014 12:11	04/29/2014 22:08	RQB
75-69-4	<b>Trichlorofluoromethane (Freon 11)</b>	<b>1.5</b>		ug/m <sup>3</sup>	1.1	1.1	1.867	EPA TO-15	04/29/2014 12:11	04/29/2014 22:08	RQB
79-00-5	1,1,2-Trichloroethane	ND		ug/m <sup>3</sup>	1.0	1.0	1.867	EPA TO-15	04/29/2014 12:11	04/29/2014 22:08	RQB
76-13-1	1,1,2-Trichloro-1,2,2-trifluoroethane (Freon 113)	ND		ug/m <sup>3</sup>	1.5	1.5	1.867	EPA TO-15	04/29/2014 12:11	04/29/2014 22:08	RQB
79-34-5	1,1,2,2-Tetrachloroethane	ND		ug/m <sup>3</sup>	1.3	1.3	1.867	EPA TO-15	04/29/2014 12:11	04/29/2014 22:08	RQB
71-55-6	<b>1,1,1-Trichloroethane</b>	<b>8.4</b>		ug/m <sup>3</sup>	1.0	1.0	1.867	EPA TO-15	04/29/2014 12:11	04/29/2014 22:08	RQB
75-71-8	<b>Dichlorodifluoromethane</b>	<b>2.3</b>		ug/m <sup>3</sup>	0.94	0.94	1.867	EPA TO-15	04/29/2014 12:11	04/29/2014 22:08	RQB
106-93-4	1,2-Dibromoethane	ND		ug/m <sup>3</sup>	1.5	1.5	1.867	EPA TO-15	04/29/2014 12:11	04/29/2014 22:08	RQB
124-48-1	Dibromochloromethane	ND		ug/m <sup>3</sup>	1.5	1.5	1.867	EPA TO-15	04/29/2014 12:11	04/29/2014 22:08	RQB
80-62-6	Methyl Methacrylate	ND		ug/m <sup>3</sup>	0.78	0.78	1.867	EPA TO-15	04/29/2014 12:11	04/29/2014 22:08	RQB
108-90-7	Chlorobenzene	ND		ug/m <sup>3</sup>	0.87	0.87	1.867	EPA TO-15	04/29/2014 12:11	04/29/2014 22:08	RQB
	<b>Surrogate Recoveries</b>	<b>Result</b>			<b>Acceptance Range</b>						
460-00-4	Surrogate: <i>p</i> -Bromofluorobenzene	87.5 %			72-118						




## Analytical Batch Summary

**Batch ID:** BD41454

**Preparation Method:** EPA TO15 PREP

**Prepared By:** ALD

YORK Sample ID	Client Sample ID	Preparation Date
14D0969-01	AQ042114:1330NP4-1	04/29/14
14D0969-02	AQ042114:1335NP4-2	04/29/14
14D0969-03	AQ042114:1340NP4-3	04/29/14
BD41454-BLK1	Blank	04/29/14
BD41454-BS1	LCS	04/29/14



**Volatile Organic Compounds in Air by GC/MS - Quality Control Data**  
**York Analytical Laboratories, Inc.**


Analyte	Result	Reporting Limit	Units	Spike Level	Source* Result	%REC	%REC Limits	Flag	RPD	RPD Limit	Flag
---------	--------	-----------------	-------	-------------	----------------	------	-------------	------	-----	-----------	------

**Batch BD41454 - EPA TO15 PREP**

**Blank (BD41454-BLK1)**

Prepared & Analyzed: 04/29/2014

Vinyl Chloride	ND	0.26	ug/m <sup>3</sup>								
Vinyl acetate	ND	0.36	"								
Trichloroethylene	ND	0.14	"								
trans-1,3-Dichloropropylene	ND	0.46	"								
trans-1,2-Dichloroethylene	ND	0.40	"								
Toluene	ND	0.38	"								
Tetrahydrofuran	ND	0.30	"								
Tetrachloroethylene	ND	0.69	"								
Styrene	ND	0.43	"								
Propylene	ND	0.18	"								
p-Ethyltoluene	ND	0.50	"								
p- & m- Xylenes	ND	0.88	"								
o-Xylene	ND	0.44	"								
n-Hexane	ND	0.36	"								
n-Heptane	ND	0.42	"								
Methylene chloride	ND	0.71	"								
Methyl tert-butyl ether (MTBE)	ND	0.37	"								
4-Methyl-2-pentanone	ND	0.42	"								
Isopropanol	ND	0.50	"								
Hexachlorobutadiene	ND	1.1	"								
Ethyl Benzene	ND	0.44	"								
Ethyl acetate	ND	0.73	"								
Cyclohexane	ND	0.35	"								
cis-1,3-Dichloropropylene	ND	0.46	"								
cis-1,2-Dichloroethylene	ND	0.40	"								
Chloromethane	ND	0.21	"								
Chloroform	ND	0.50	"								
Chloroethane	ND	0.27	"								
Carbon tetrachloride	ND	0.16	"								
Carbon disulfide	ND	0.32	"								
Bromomethane	ND	0.39	"								
Bromoform	ND	1.1	"								
Bromodichloromethane	ND	0.63	"								
Benzyl chloride	ND	0.53	"								
Benzene	ND	0.32	"								
Acetone	0.36	0.24	"								
2-Hexanone	ND	0.83	"								
2-Butanone	ND	0.30	"								
1,4-Dioxane	ND	0.37	"								
1,4-Dichlorobenzene	ND	0.61	"								
1,3-Dichlorobenzene	ND	0.61	"								
1,3-Butadiene	ND	0.44	"								
1,3,5-Trimethylbenzene	ND	0.50	"								
1,2-Dichlorotetrafluoroethane	ND	0.71	"								
1,2-Dichloropropane	ND	0.47	"								
1,2-Dichloroethane	ND	0.41	"								
1,2-Dichlorobenzene	ND	0.61	"								
1,2,4-Trimethylbenzene	ND	0.50	"								
1,2,4-Trichlorobenzene	ND	0.75	"								
1,1-Dichloroethylene	ND	0.40	"								
1,1-Dichloroethane	ND	0.41	"								



**Volatile Organic Compounds in Air by GC/MS - Quality Control Data**

**York Analytical Laboratories, Inc.**

Analyte	Result	Reporting Limit	Units	Spike Level	Source* Result	%REC	%REC Limits	Flag	RPD	RPD Limit	Flag
---------	--------	-----------------	-------	-------------	----------------	------	-------------	------	-----	-----------	------

**Batch BD41454 - EPA TO15 PREP**

**Blank (BD41454-BLK1)**

Prepared & Analyzed: 04/29/2014

Trichlorofluoromethane (Freon 11)	ND	0.57	ug/m <sup>3</sup>								
1,1,2-Trichloroethane	ND	0.55	"								
1,1,2-Trichloro-1,2,2-trifluoroethane (Freon 113)	ND	0.78	"								
1,1,2,2-Tetrachloroethane	ND	0.70	"								
1,1,1-Trichloroethane	ND	0.55	"								
Dichlorodifluoromethane	ND	0.50	"								
1,2-Dibromoethane	ND	0.78	"								
Dibromochloromethane	ND	0.82	"								
Methyl Methacrylate	ND	0.42	"								
Chlorobenzene	ND	0.47	"								

<i>Surrogate: p-Bromofluorobenzene</i>	<i>9.10</i>		<i>ppbv</i>	<i>10.6</i>		<i>85.8</i>	<i>72-118</i>				
--	-------------	--	-------------	-------------	--	-------------	---------------	--	--	--	--

**LCS (BD41454-BS1)**

Prepared & Analyzed: 04/29/2014

Vinyl Chloride	11.1		ppbv	10.2		109	61-115				
Vinyl acetate	11.3		"	10.8		104	61-141				
Trichloroethylene	10.6		"	9.90		107	72-125				
trans-1,3-Dichloropropylene	13.2		"	10.9		121	78-134				
trans-1,2-Dichloroethylene	10.5		"	9.70		108	69-116				
Toluene	11.5		"	10.4		110	71-128				
Tetrahydrofuran	10.7		"	9.20		117	79-132				
Tetrachloroethylene	11.8		"	10.0		118	72-124				
Styrene	12.8		"	10.3		125	80-137				
Propylene	11.3		"	10.4		109	67-106	High Bias			
p-Ethyltoluene	12.0		"	10.1		119	73-143				
p- & m- Xylenes	22.0		"	20.2		109	68-129				
o-Xylene	12.1		"	10.5		115	69-124				
n-Hexane	11.0		"	10.0		110	69-119				
n-Heptane	11.0		"	10.3		107	69-115				
Methylene chloride	9.65		"	9.90		97.5	66-95	High Bias			
Methyl tert-butyl ether (MTBE)	11.0		"	9.80		112	72-140				
4-Methyl-2-pentanone	10.7		"	9.20		117	49-174				
Isopropanol	11.1		"	12.0		92.2	48-166				
Hexachlorobutadiene	13.2		"	9.90		134	69-152				
Ethyl Benzene	11.7		"	10.3		114	68-129				
Ethyl acetate	9.72		"	8.50		114	71-135				
Cyclohexane	11.1		"	10.1		110	70-118				
cis-1,3-Dichloropropylene	12.0		"	10.5		115	74-132				
cis-1,2-Dichloroethylene	10.9		"	10.3		106	67-121				
Chloromethane	10.7		"	10.1		106	60-105	High Bias			
Chloroform	11.1		"	10.1		110	71-118				
Chloroethane	10.8		"	9.90		109	63-108	High Bias			
Carbon tetrachloride	11.9		"	10.2		116	67-119				
Carbon disulfide	11.3		"	10.5		107	59-119				
Bromomethane	11.1		"	9.90		112	60-108	High Bias			
Bromoform	13.2		"	10.1		131	77-127	High Bias			
Bromodichloromethane	12.1		"	9.90		122	68-128				
Benzyl chloride	13.2		"	10.2		129	57-170				
Benzene	10.9		"	10.2		107	64-121				
Acetone	10.1		"	9.80		103	71-117				
2-Hexanone	12.1		"	9.30		130	10-242				
2-Butanone	11.0		"	9.40		117	82-143				
1,4-Dioxane	11.4		"	9.90		115	55-198				



Volatile Organic Compounds in Air by GC/MS - Quality Control Data

York Analytical Laboratories, Inc.


Analyte	Result	Reporting Limit	Units	Spike Level	Source* Result	%REC	%REC Limits	Flag	RPD	RPD Limit	Flag
---------	--------	-----------------	-------	-------------	----------------	------	-------------	------	-----	-----------	------

Batch BD41454 - EPA TO15 PREP

LCS (BD41454-BS1)

Prepared & Analyzed: 04/29/2014

1,4-Dichlorobenzene	12.4		ppbv	10.2		122	73-128				
1,3-Dichlorobenzene	12.3		"	10.2		120	73-130				
1,3-Butadiene	10.8		"	10.1		107	65-112				
1,3,5-Trimethylbenzene	12.1		"	10.2		118	65-139				
1,2-Dichlorotetrafluoroethane	11.8		"	10.2		115	52-117				
1,2-Dichloropropane	11.0		"	10.3		107	66-122				
1,2-Dichloroethane	11.1		"	10.1		110	72-113				
1,2-Dichlorobenzene	12.2		"	10.1		121	69-130				
1,2,4-Trimethylbenzene	12.2		"	10.2		119	67-144				
1,2,4-Trichlorobenzene	12.9		"	9.60		135	67-168				
1,1-Dichloroethylene	10.8		"	10.0		108	72-110				
1,1-Dichloroethane	11.0		"	10.0		110	70-114				
Trichlorofluoromethane (Freon 11)	11.9		"	10.5		113	67-105	High Bias			
1,1,2-Trichloroethane	11.6		"	10.3		113	73-124				
1,1,2-Trichloro-1,2,2-trifluoroethane (Freon 113)	10.9		"	9.70		112	68-118				
1,1,2,2-Tetrachloroethane	11.6		"	10.5		110	68-126				
1,1,1-Trichloroethane	11.1		"	9.90		112	71-119				
Dichlorodifluoromethane	9.12		"	10.0		91.2	70-130				
1,2-Dibromoethane	12.2		"	10.3		118	79-129				
Dibromochloromethane	13.6		"	10.3		132	78-123	High Bias			
Methyl Methacrylate	10.9		"	9.50		114	51-138				
Chlorobenzene	11.6		"	10.4		112	71-117				
Surrogate: <i>p</i> -Bromofluorobenzene	9.38		"	10.6		88.5	72-118				



## Notes and Definitions

QL-02 This LCS analyte is outside Laboratory Recovery limits due the analyte behavior using the referenced method. The reference method has certain limitations with respect to analytes of this nature.

B Analyte is found in the associated analysis batch blank. For volatiles, methylene chloride and acetone are common lab contaminants. Data users should consider anything <10x the blank value as artifact.

---

\* Analyte is not certified or the state of the samples origination does not offer certification for the Analyte.

ND NOT DETECTED - the analyte is not detected at the Reported to level (LOQ/RL or LOD/MDL)

RL REPORTING LIMIT - the minimum reportable value based upon the lowest point in the analyte calibration curve.

LOQ LIMIT OF QUANTITATION - the minimum concentration of a target analyte that can be reported within a specified degree of confidence. This is the lowest point in an analyte calibration curve that has been subjected to all steps of the processing/analysis and verified to meet defined criteria. This is based upon NELAC 2009 Standards and applies to all analyses.

LOD LIMIT OF DETECTION - a verified estimate of the minimum concentration of a substance in a given matrix that an analytical process can reliably detect. This is based upon NELAC 2009 Standards and applies to all analyses conducted under the auspices of EPA SW-846.

MDL METHOD DETECTION LIMIT - a statistically derived estimate of the minimum amount of a substance an analytical system can reliably detect with a 99% confidence that the concentration of the substance is greater than zero. This is based upon 40 CFR Part 136 Appendix B and applies only to EPA 600 and 200 series methods.

Reported to This indicates that the data for a particular analysis is reported to either the LOD/MDL, or the LOQ/RL. In cases where the "Reported to" is located above the LOD/MDL, any value between this and the LOQ represents an estimated value which is "J" flagged accordingly. This applies to volatile and semi-volatile target compounds only.

NR Not reported

RPD Relative Percent Difference

Wet The data has been reported on an as-received (wet weight) basis

Low Bias Low Bias flag indicates that the recovery of the flagged analyte is below the laboratory or regulatory lower control limit. The data user should take note that this analyte may be biased low but should evaluate multiple lines of evidence including the LCS and site-specific MS/MSD data to draw bias conclusions. In cases where no site-specific MS/MSD was requested, only the LCS data can be used to evaluate such bias.

High Bias High Bias flag indicates that the recovery of the flagged analyte is above the laboratory or regulatory upper control limit. The data user should take note that this analyte may be biased high but should evaluate multiple lines of evidence including the LCS and site-specific MS/MSD data to draw bias conclusions. In cases where no site-specific MS/MSD was requested, only the LCS data can be used to evaluate such bias.

Non-Dir. Non-dir. flag (Non-Directional Bias) indicates that the Relative Percent Difference (RPD) (a measure of precision) among the MS and MSD data is outside the laboratory or regulatory control limit. This alerts the data user where the MS and MSD are from site-specific samples that the RPD is high due to either non-homogeneous distribution of target analyte between the MS/MSD or indicates poor reproducibility for other reasons.

If EPA SW-846 method 8270 is included herein it is noted that the target compound N-nitrosodiphenylamine (NDPA) decomposes in the gas chromatographic inlet and cannot be separated from diphenylamine (DPA). These results could actually represent 100% DPA, 100% NDPA or some combination of the two. For this reason, York reports the combined result for n-nitrosodiphenylamine and diphenylamine for either of these compounds as a combined concentration as Diphenylamine.

If Total PCBs are detected and the target aroclors reported are "Not detected", the Total PCB value is reported due to the presence of either or both Aroclors 1262 and 1268 which are non-target aroclors for some regulatory lists.

2-chloroethylvinyl ether readily breaks down under acidic conditions. Samples that are acid preserved, including standards will exhibit breakdown. The data user should take note.

Certification for pH is no longer offered by NYDOH ELAP.

Semi-Volatile and Volatile analyses are reported down to the LOD/MDL, with values between the LOD/MDL and the LOQ being "J" flagged as estimated results.

# Field Chain-of-Custody Record - AIR

NOTE: York's Std. Terms & Conditions are listed on the back side of this document. This document serves as your written authorization to York to proceed with the analyses requested and your signature binds you to York's Std. Terms & Conditions unless superseded by written contract.

York Project No. 14D0969

<b>YOUR Information</b> Company: <u>LBG</u> Address: <u>4 Research Dr, Suite 301 Shelton, CT 06484</u> Phone No. <u>203-929-8555</u> Contact Person: <u>Tonde Sandor</u> E-Mail Address: <u>TSandor@LBGCT.COM</u>		<b>Report To:</b> Company: <u>Same</u> Address: _____ Phone No. _____ Attention: _____ E-Mail Address: _____		<b>Invoice To:</b> Company: <u>Same</u> Address: _____ Phone No. _____ Attention: _____ E-Mail Address: _____		<b>YOUR Project ID</b> <u>Rowe Industries</u> Purchase Order No. <u>NABSAG</u> Samples from: CT <input type="checkbox"/> NY <input checked="" type="checkbox"/> NJ <input type="checkbox"/>		<b>Turn-Around Time</b> RUSH - Same Day <input type="checkbox"/> RUSH - Next Day <input type="checkbox"/> RUSH - Two Day <input type="checkbox"/> RUSH - Three Day <input type="checkbox"/> RUSH - Four Day <input type="checkbox"/> Standard (5-7 Days) <input checked="" type="checkbox"/>		<b>Report Type/Deliverables</b> Summary Report <input checked="" type="checkbox"/> <u>pdf</u> Summary w/ QA Summary <input checked="" type="checkbox"/> <u>pdf</u> CT RCP Package <input type="checkbox"/> NY ASP A Package <input type="checkbox"/> NY ASP B/CLP Pkg <input type="checkbox"/> NJDEP Reduced <input type="checkbox"/> Electronic Deliverables: <input type="checkbox"/> EDD (Specify Type) <input type="checkbox"/> Standard Excel <input checked="" type="checkbox"/> <u>X</u> Regulatory Comparison Excel <input type="checkbox"/>	
--	--	---	--	--	--	--	--	--	--	--	--

**Print Clearly and Legibly. All Information must be complete. Samples will NOT be logged in and the turn-around time clock will not begin until any questions by York are resolved.**

Samples Collected/Authorized By (Signature) [Signature]  
 Name (printed) STEPHEN HWAT

<b>TO15 Volatiles and Other Gas Analyses</b> EPA TO-15 List NYSDEC VI list NYSDEC STARS List Project Specific List by TO-15 NJDEP Target List CTDEP RCP Target List	Tentatively Identified Compounds Air VPH Helium Methane OTHER	<b>Detection Limits Required</b> ≤ 1 ug/m <sup>3</sup> NYSDEC VI Limits (if appropriate) NJDEP low level Routine Survey Other
---	---	--

Sample Identification	Date Sampled	AIR Matrix	Canister Vacuum Before Sampling (in. Hg)	Canister Vacuum After Sampling (in. Hg)	Choose Analyses Needed from the Menu Above and Enter Below	Sampling Media
AR042114:1330NP4-1	4/24/14 1330	AE			EPA TO-15 List	6 Liter Summa canister
AR042114:1335NP4-2	4/24/14 1335	AE				Tedlar Bag
AR042114:1340NP4-3	4/24/14 1340	AC				Tedlar Bag
						Tedlar Bag
						6 Liter Summa canister
						Tedlar Bag
						6 Liter Summa canister
						Tedlar Bag
						6 Liter Summa canister
						Tedlar Bag
						6 Liter Summa canister
						Tedlar Bag
						6 Liter Summa canister
						Tedlar Bag

Comments: \_\_\_\_\_

Samples Relinquished By [Signature] Date/Time 4/24/14 1330

Samples Relinquished in LAB by [Signature] Date/Time 4/24/14 1530