

**Canoe Place Inn Permeable Reactive Barrier (PRB) – Nitrogen Removal
Performance Certification Report - 3rd Year ending August 2025**



**Prepared for:
Rechler Equity
85 South Service Road
Plainview, NY 11803
October 10, 2025**

Environmental Engineers/Consultants

LOMBARDO ASSOCIATES, INC.

188 Church Street, Newton, Massachusetts 02458

53 Hill Street, Southampton, NY 11968

TABLE OF CONTENTS

EXECUTIVE SUMMARY	4
1 BACKGROUND AND METHODOLOGY	7
1.1 Background	7
1.2 Project Information	7
1.3 Data Collection Program Description	8
1.4 Wastewater Flows	18
1.5 Wastewater System Equipment Sizes	19
1.6 Permits	19
2 DATA	20
2.1 Wastewater Generation and Wastewater Nitrogen Discharged	20
2.2 Groundwater Elevations & Slope	22
2.3 Groundwater Flux at the PRB	25
2.4 Water Quality Data	26
SECTION 3 NITROGEN REMOVAL – WASTEWATER & OTHER SOURCES.....	36
APPENDIX A SPDES PERMIT & DECLARATION OF COVENANTS & RESTRICTIONS	37
APPENDIX B DAILY WASTEWATER FLOWS	46
APPENDIX C GROUNDWATER & WASTEWATER QUALITY DATA.....	50
APPENDIX D GROUNDWATER & WASTEWATER QUALITY DATA – FIELD DATA & LAB REPORTS.....	59

List of Figures

Figure ES-1 CPI Groundwater Monitoring Locations.....	6
Figure 1-1 CPI Property Location Map.....	9
Figure 1-2 CPI Pan View with Wastewater & PRB Systems.....	10
Figure 1-3 CPI Groundwater & Wastewater Monitoring Locations.....	11
Figure 1-4 CPI PRB System - Plan View & Section A-A.....	13
Figure 1-5 PRB Section B-B	14
Figure 1-6 Nitrex PRB just prior to completion	15
Figure 1-7 Wastewater Flow Meter & Sampling Locations – Expanded View.....	16
Figure 1-8 Wastewater Sampling Pump Station.....	17
Figure 2-1 PLC Screen Shot of Flows to each Drainfield Zone	21
Figure 2-2-1 Ground Water Elevations and Precipitation 7/9/2024 to 4/23/2025	23
Figure 2-3 CPI Site Groundwater Slopes	24
Figure 2-4 Well UG-3 GW Elevation Monitoring Device Iron Staining.....	25

List of Tables

Table ES-1 Wastewater Treatment & PRB System TN Removal	5
Table ES-2 Summarized Groundwater Quality Data – Total Nitrogen	5
Table 1-1 GW MWs - Top of Casing Elevations, Well Depth & Approximate Depth into GW.....	12
Table 1-2 CPI Wastewater Design Flows.....	18
Table 1-3 CPI Average Daily Wastewater Flows.....	18
Table 1-4 CPI Septic Tank Sizes	19
Table 2-1 CPI Wastewater Average Daily Flows & Nitrogen Mass Discharged Per Month.....	20
Table 2-2 Groundwater Elevations Measured During Monthly Sampling Events	22
Table 2-3 Groundwater Flow Through PRB	26
Table 2-4.1 Summarized Groundwater Quality Data by Location Sept. 2024 thru January 2025.....	28
Table 2-4.2 Summarized Groundwater Quality Data by Location April 2025 thru June 2025.....	29

Table 2-4.3 Summarized Groundwater Quality Data by Location July 2025 & Aug. 2025	30
Table 2-5.1 Summarized Groundwater Quality Data – pH.....	31
Table 2-5.2 Summarized Groundwater Quality Data – Temp	31
Table 2-5.3 Summarized Groundwater Quality Data – Specific Conductivity.....	32
Table 2-5.4 Summarized Groundwater Quality Data – Alkalinity	32
Table 2-5.5 Summarized Groundwater Quality Data – Nitrite-N	33
Table 2-5.6 Summarized Groundwater Quality Data – TKN.....	33
Table 2-5.7 Summarized Groundwater Quality Data – Ammonia-N	34
Table 2-5.8 Summarized Groundwater Quality Data – Nitrate-N.....	34
Table 2-5.9 Summarized Groundwater Quality Data – Total Nitrogen.....	35
Table 2-5.10 Summarized Groundwater Quality Data – Dissolved Oxygen.....	35
Table 3-1 Wastewater Treatment & PRB System TN Removal.....	36
Table B-1 CPI Monthly Average Daily Wastewater Flows	46
Table B-2 Daily Wastewater Flows, September 2024 to December 2024	47
Table B-3 Daily Wastewater Flows, January 2025 to April 2025	48
Table B-4 Daily Wastewater Flows, May 2025 to August 2025	49
Table C-0 Table of Groundwater & Wastewater Data Tables.....	50
Table C-1 September 26, 2024 Groundwater and Wastewater Quality Data.....	51
Table C-2 October 23, 2024 Groundwater and Wastewater Quality Data	52
Table C-3 January 16, 2025 Groundwater and Wastewater Quality Data	53
Table C-4 April 23, 2025 Groundwater and Wastewater Quality Data.....	54
Table C-5 May 28, 2025 Groundwater and Wastewater Quality Data	55
Table C-6 June 24, 2025 Groundwater and Wastewater Quality Data	56
Table C-7 July 30, 2025 Groundwater and Wastewater Quality Data.....	57
Table C-8 August 14, 2025 Groundwater and Wastewater Quality Data.....	58
Table D-0 Table of Field Data and Lab Report Tables	59

EXECUTIVE SUMMARY

This document is the 3rd year (September 2024 – August 2025) Compliance Report of the Canoe Place Inn (CPI) wastewater treatment with Permeable Reactive Barrier (PRB) nitrogen removal system with Town of Southampton Planning Board permit condition that the system removes > 94% of discharged wastewater total nitrogen mass.

Per the Planning Board permit, Canoe Place Inn wastewater nitrogen discharge and groundwater quality are to be monitored according to the following wastewater and groundwater sampling frequency of the wastewater and PRB systems to quantify wastewater nitrogen discharges and total nitrogen removal:

1st Year of Operation	Monthly sampling – September 2022 – August 2023
Years 2 – 5 of Operation	September 2023 – August 2027 Monthly sampling April 15 – October 15 Quarterly sampling Oct 16 – April 14
Years 5+ of Operation	Quarterly sampling - September 2027 +++

System performance sampling began in September 2022. The results of the 1st and 2nd year Reports were documented on the January 15, 2024 and September 19, 2024 Performance Certification Reports, respectively. This Report presents the 3rd year results of sampling from September 2024 through August 2025. The monitoring program consists of:

- Septic tank effluent quality
- Monitoring of groundwater wells at the following locations:
 - Background locations
 - Downgradient of PRB

with field monitoring for:

- Ground water elevation
- pH
- Temperature
- Specific Conductivity
- Dissolved Oxygen (mg/L)

and NYS certified laboratory analysis of groundwater samples for:

- Alkalinity – periodically to correlate with specific conductivity
- TKN
- Ammonia-N
- Nitrite-N
- Nitrate-N
- Total N - calculated

Groundwater elevations were also continuously monitored at multiple locations to provide basis for groundwater flow estimates and to assess tidal influences.

Based upon the data and its analysis, Table ES-1 presents the nitrogen removal by wastewater treatment and PRB system, and as a percentage of discharged wastewater nitrogen. In summary:

- ✓ Average 0.68 kg/day wastewater nitrogen discharged
- ✓ Average 0.85 kg/day nitrogen removed
- ✓ 125% of wastewater nitrogen removed - complying with Town's approval condition.

Table ES-1 Wastewater Treatment & PRB System TN Removal

Wastewater Treatment & PRB System TN Removal	
Average wastewater TN discharged (kg/day)	0.59
Groundwater flow through PRB (gpd)	6,462
Post PRB - Change in GW TN vs Background (mg/L)	12.94
PRB Nitrogen Removal in addition to Wastewater TN (kg/day)	0.70
Wastewater Treatment & PRB System TN Removal as % of Wastewater TN discharge	218%

The water quality data reveals the following critical insights / conclusions:

- ✓ The Summarized Groundwater Quality Data – Total Nitrogen on Table 2-5.9, reproduced as Table ES-2, shows that all downgradient wells, see Figure ES-1, have average total nitrogen (TN) values of 5.24 mg/L, which is lower than background wells which have TN of 17.2 +/- mg/L.

Consequently, this Report documents that the Canoe Place Inn Wastewater – Permeable Reactive Barrier (PRB) treatment system is compliant with the Town of Southampton’s approval conditions that the system remove >94% of discharged wastewater nitrogen mass.

Table ES-2 Summarized Groundwater Quality Data – Total Nitrogen

Location Label	Total N (mg/L)								
	14-Aug-25	30-Jul-25	24-Jun-25	28-May-25	23-Apr-25	16-Jan-25	24-Oct-24	26-Sep-24	Avg
BG2	9.15	8.52	10.9	13.0	11.8	11.1	9.82	10.8	10.6
BG1	30.9	29.1	22.4	22.0	17.8	31.7	19.2	16.9	23.8
Avg-BG Wells	20.0	18.8	16.7	17.5	14.8	21.4	14.5	13.9	17.2
DG 0.5	4.54	4.1	6.04	5.68	9.59	10.8	6.46	6.59	6.73
DG 1	3.91	3.38	4.93	7.09	8.81	5.64	3.20	1.41	4.80
DG 1.5	2.98	3.27	6.57	3.90	1.39	10.9	18.0	12.4	7.43
DG 2	7.65	4.62	5.30	5.89	1.26	6.40	5.45	3.76	5.04
DG 3	2.05	2.52	2.52	1.40	1.00	1.76	3.46	3.00	2.21
Avg-DG Wells	4.23	3.58	5.07	4.79	4.41	7.10	7.31	5.43	5.24
WW Pump Chamber	31.7	25.8	40	29.1	24.6		55.5	36.8	34.8
Total N (mg/L)									

Background
Downgradient of PRB
Wastewater

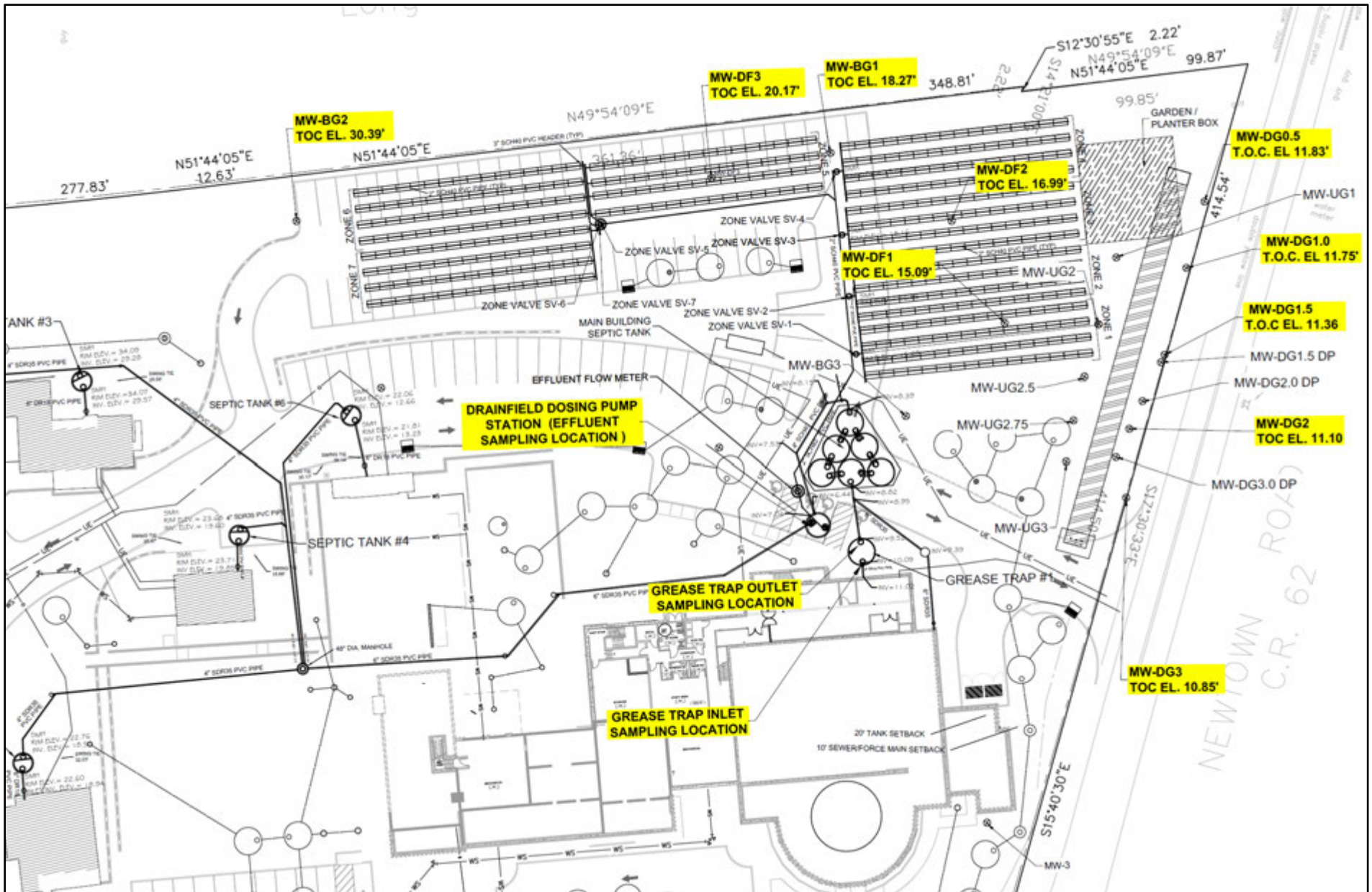


Figure ES-1 CPI Groundwater Monitoring Locations

1 BACKGROUND AND METHODOLOGY

1.1 BACKGROUND

The Canoe Place Inn (CPI), located at 239 E Montauk Highway, Hampton Bays, Southampton, NY 11946 (see location map Figure 1-1) consists of:

- Inn with 20 rooms,
- Restaurant with 70 seats
- Bar with 20 seats
- Outdoor 120-seat seasonal use
- Catering facility with 350-person maximum occupancy
- 5 cottages

The CPI Wastewater and Nitrogen Management Plan is comprised of the following components:

Wastewater

- ✓ Septic tanks
- ✓ Wastewater (septic tank effluent) collection
- ✓ Drainfield for treatment and disposal and partial nitrogen removal. Drainfield wastewater nitrogen, principally in organic and ammonia form, is converted to nitrate with some nitrogen removal by denitrification.

Nitrogen (N) Removal

- Permeable Reactive Barrier (PRB) to remove wastewater nitrogen and other sources of nitrogen in groundwater downgradient of drainfield. The PRB was placed in groundwater at a location to intercept and remove nitrogen from the septic drainfield plume and groundwater. Nitrogen is removed principally by biological denitrification, in which nitrate (NO_3) and nitrite (NO_2) are converted to nitrogen gas, which then escapes to the atmosphere.

The purpose of this Report is to document, for the 3rd year of operation from Sept. 2024 through August 2025, the CPI wastewater nitrogen contributions to groundwater and nitrogen removal by the wastewater drainfield treatment and PRB systems, and that the treatment systems are compliant with the Town of Southampton's Planning Board permit condition. Groundwater elevations and direction were determined in the CPI Site Characterization Studies, with the final version responding to Peer Review Comments, dated June 29, 2017. Groundwater flow was determined to flow west to east to Shinnecock Bay. Groundwater monitoring continues as part of the project's performance evaluation efforts.

1.2 PROJECT INFORMATION

Figure 1-2 presents a plan view of the CPI site, with the wastewater and PRB systems shown. Groundwater monitoring well locations are shown on Figures 1-3 and 1-3A, with photos of the wells presented in Appendix A of the January 15, 2024 1st Year PRB Performance Monitoring Report. The surveyed locations and Top of Casing Elevation for the upgradient and downgradient wells are presented on Table 1-1.

Background Wells - Groundwater monitoring wells (MW) BG-2 and BG1 are upgradient of the drainfields and represent background water quality conditions.

Downgradient to PRB Wells - Five (5) GW wells downgradient (DG0.5, DG1, DG1.5, DG2 and DG3) of the PRB exist with their screened interval approximately 14 feet into GW.

Plan and Section Views of the CPI PRB, which is 165-foot-long by 20 feet wide and 10-12 feet deep into groundwater, are presented on Figures 1-4 and 1-5, respectively. A photo of the PRB prior to construction completion is presented on Figure 1-6.

The PRB installation was completed on March 19, 2020. The CPI wastewater system became operational in August 2022. The CPI Project Town Planning Board permit condition requires that the wastewater and PRB systems remove > 94% of wastewater nitrogen. It is noted that the PRB removed significant nitrogen mass for the approximate 30 months prior to any wastewater discharges.

Frequency of sampling of the wastewater and PRB systems to quantify nitrogen removal is:

1st Year of Operation	Monthly sampling – September 2022 – August 2023
Year 2 – 5 of Operation	September 2023 – August 2027 Monthly sampling April 15 – October 15 Quarterly sampling Oct 16 – April 14
Year 5+ of Operation	Quarterly sampling - September 2027 +++

1.3 DATA COLLECTION PROGRAM DESCRIPTION

Wastewater daily flow is measured and monthly/quarterly wastewater and groundwater quality data was collected from September 26, 2024 through August 15, 2025 to document:

1. CPI wastewater nitrogen discharge
2. PRB nitrogen removal

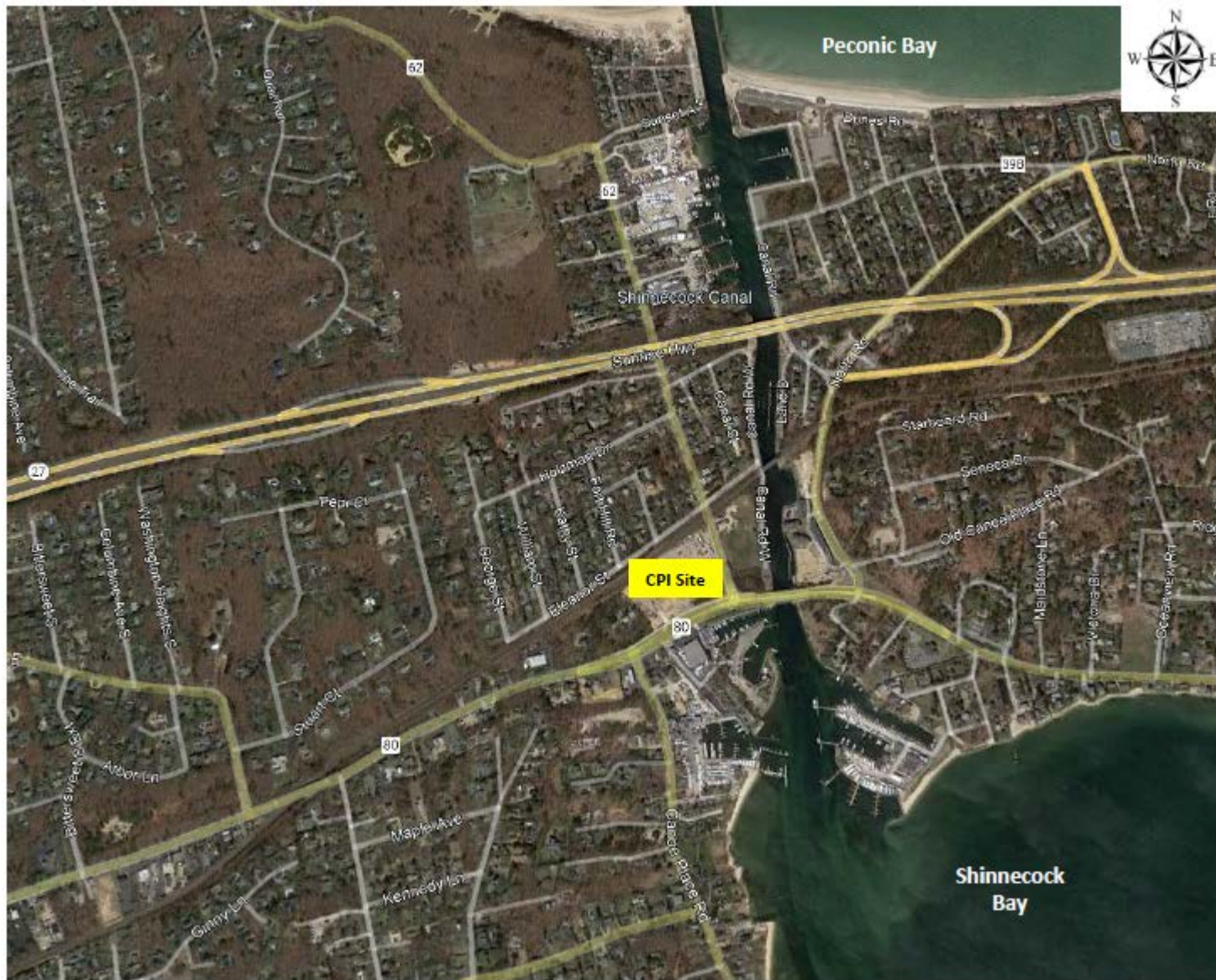


Figure 1-1 CPI Property Location Map

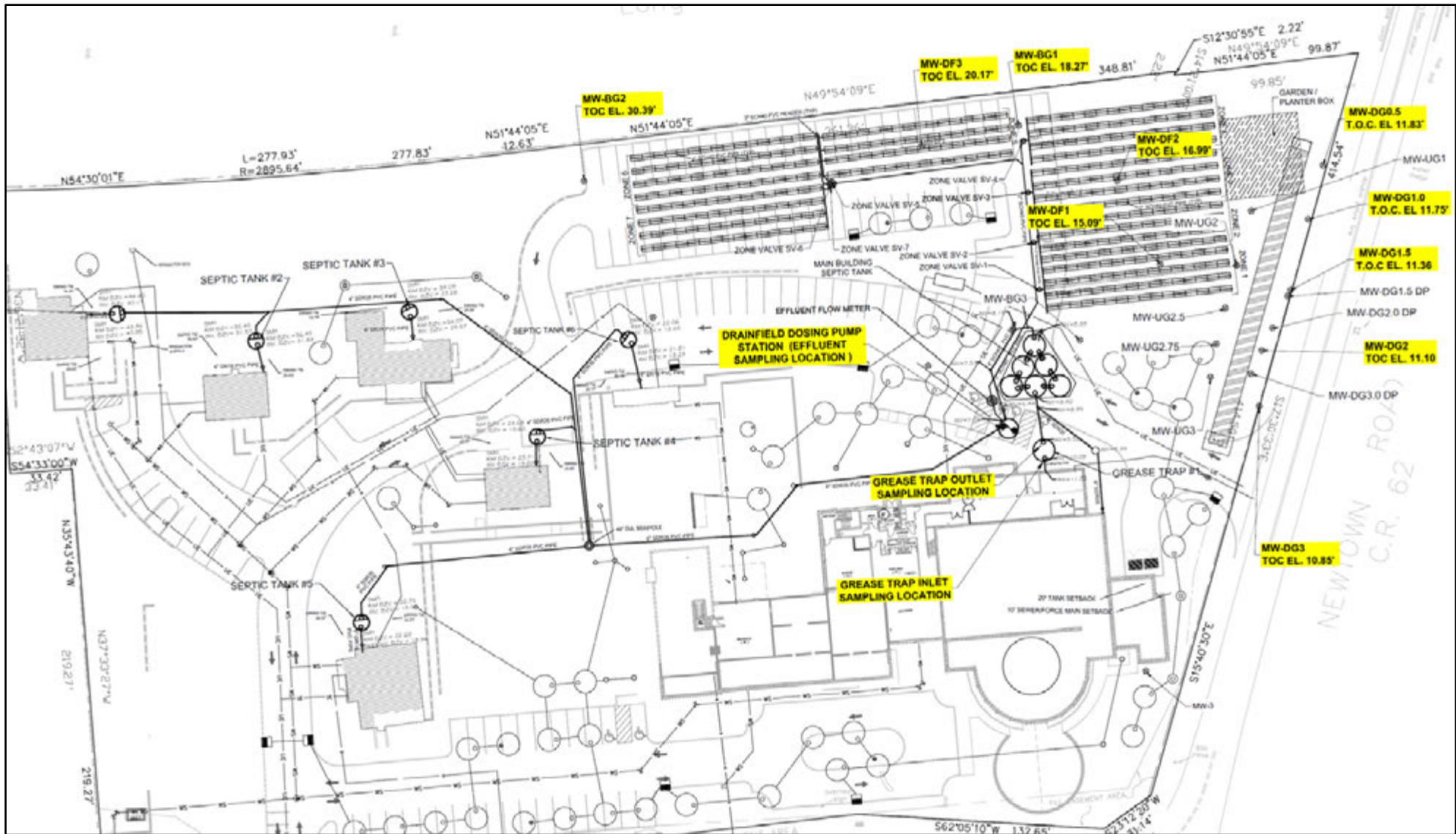


Figure 1-2 CPI Pan View with Wastewater & PRB Systems

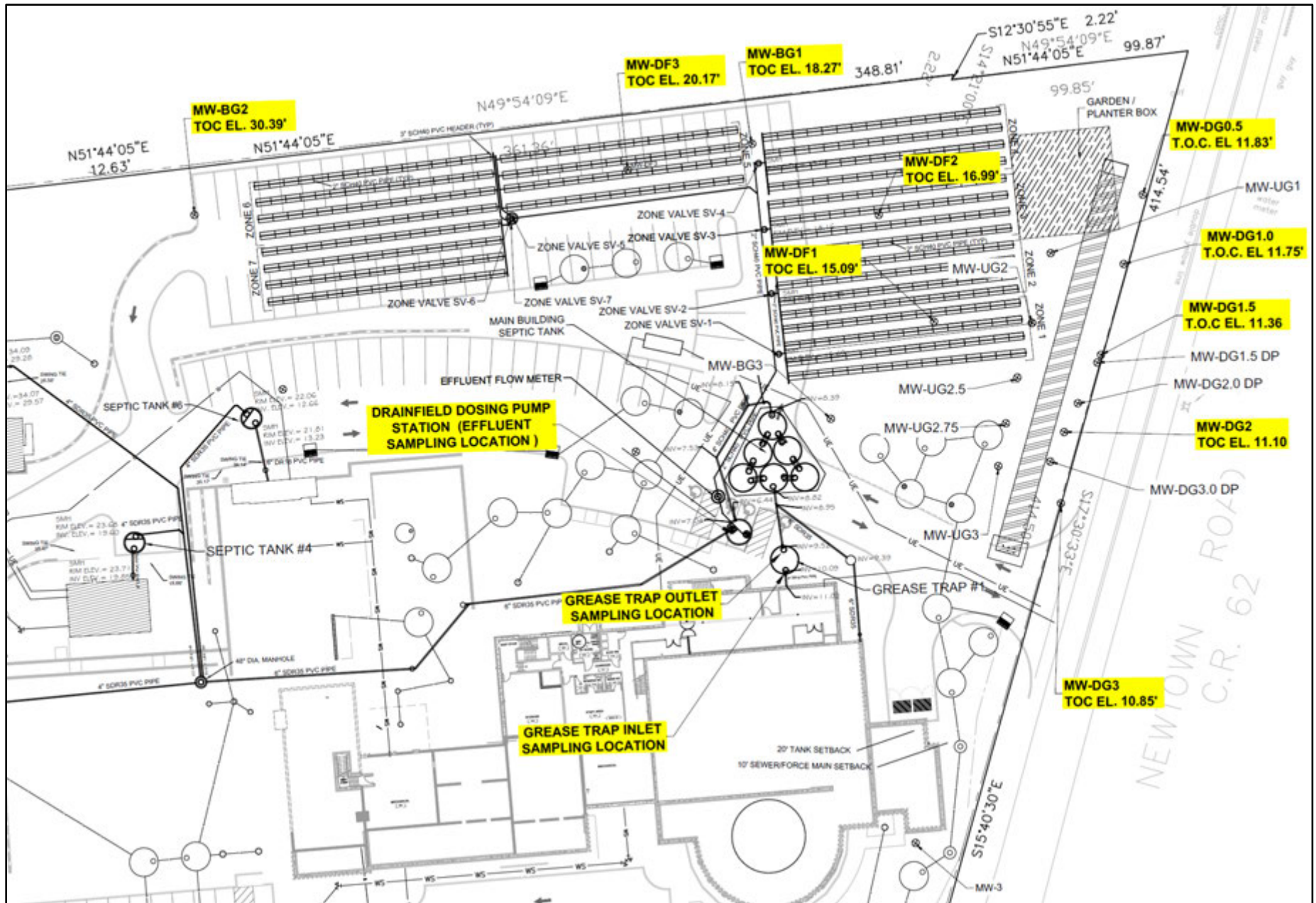
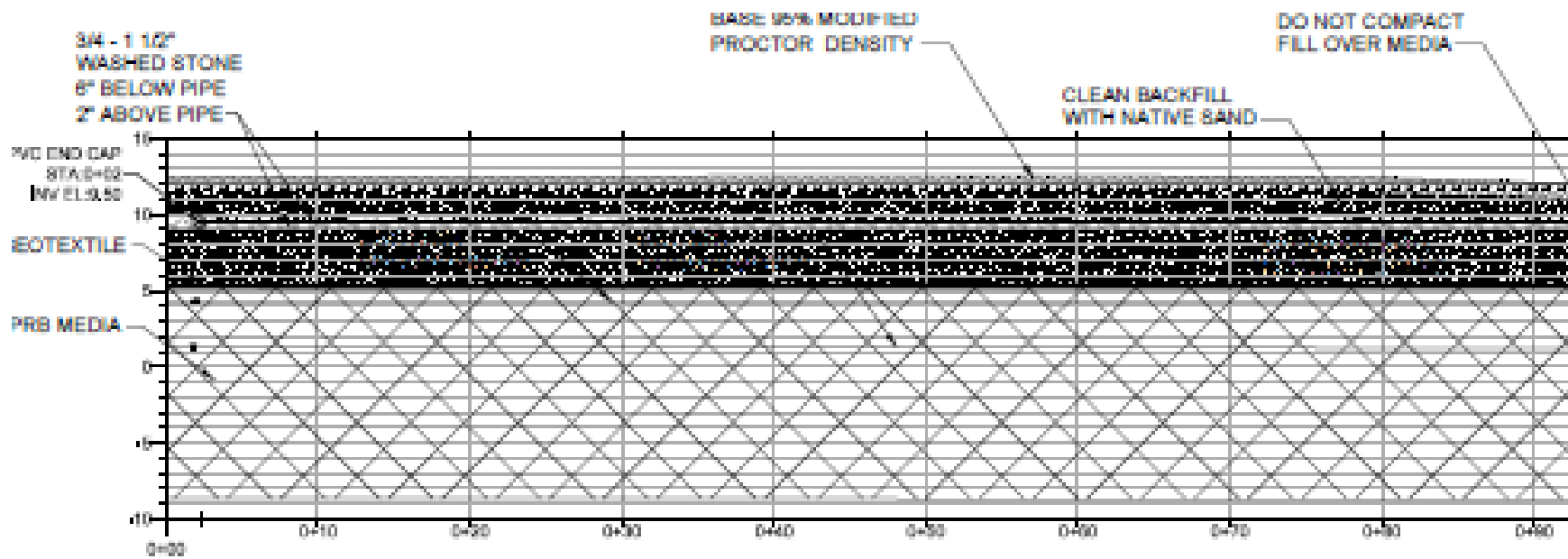
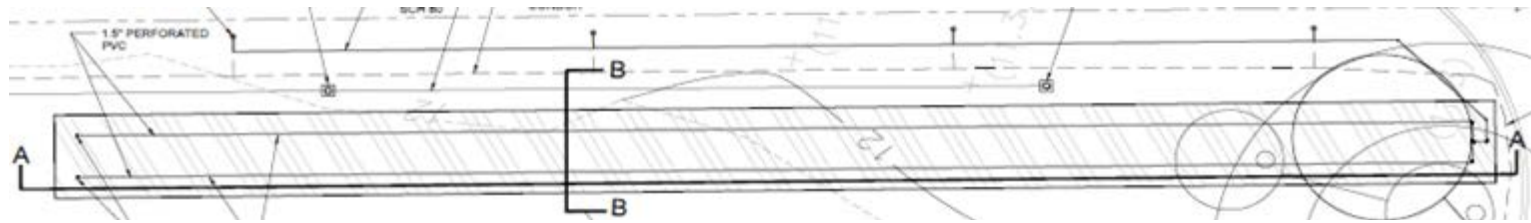


Figure 1-3 CPI Groundwater & Wastewater Monitoring Locations

Table 1-1 GW MWs - Top of Casing Elevations, Well Depth & Approximate Depth into GW

Well Diameter	Location Label	Latitude	Longitude	ToC Elevation (ft)	Depth ToC to Bottom of MW (ft)	Monitoring Well Screened Interval into GW (ft)
2" well	BG2	40.88557	-72.50404	30.13	43.95	15.4
1.5" well	DF3	40.88588	-72.5036	20.59	32.31	14.3
1.5" well	BG1	40.88593	-72.50338	18.57	31.65	15.7
2" well	DG 0.5	40.88605	-72.50296	11.6	24.1	13.9
2" well	DG 1	40.88604	-72.50279	11.53	24.01	13.3
2" well	DG 1.5	40.88603	-72.50282	11.14	24.59	14.6
1.5" well	DG 2	40.88600	-72.50282	10.84	25.02	16.4
2" well	DG 3	40.88600	-72.50279	10.61	22.24	12.8
1.5" well	DF1	40.88598	-72.50306	14.86	18.00	14.3
1.5" well	DF2	40.88600	-72.50307	16.73	18.00	14.3

As surveyed by Walbridge Surveyors, see January 15, 2024 Performance Certification Report.



SECTION A-A

Figure 1-4 CPI PRB System - Plan View & Section A-A

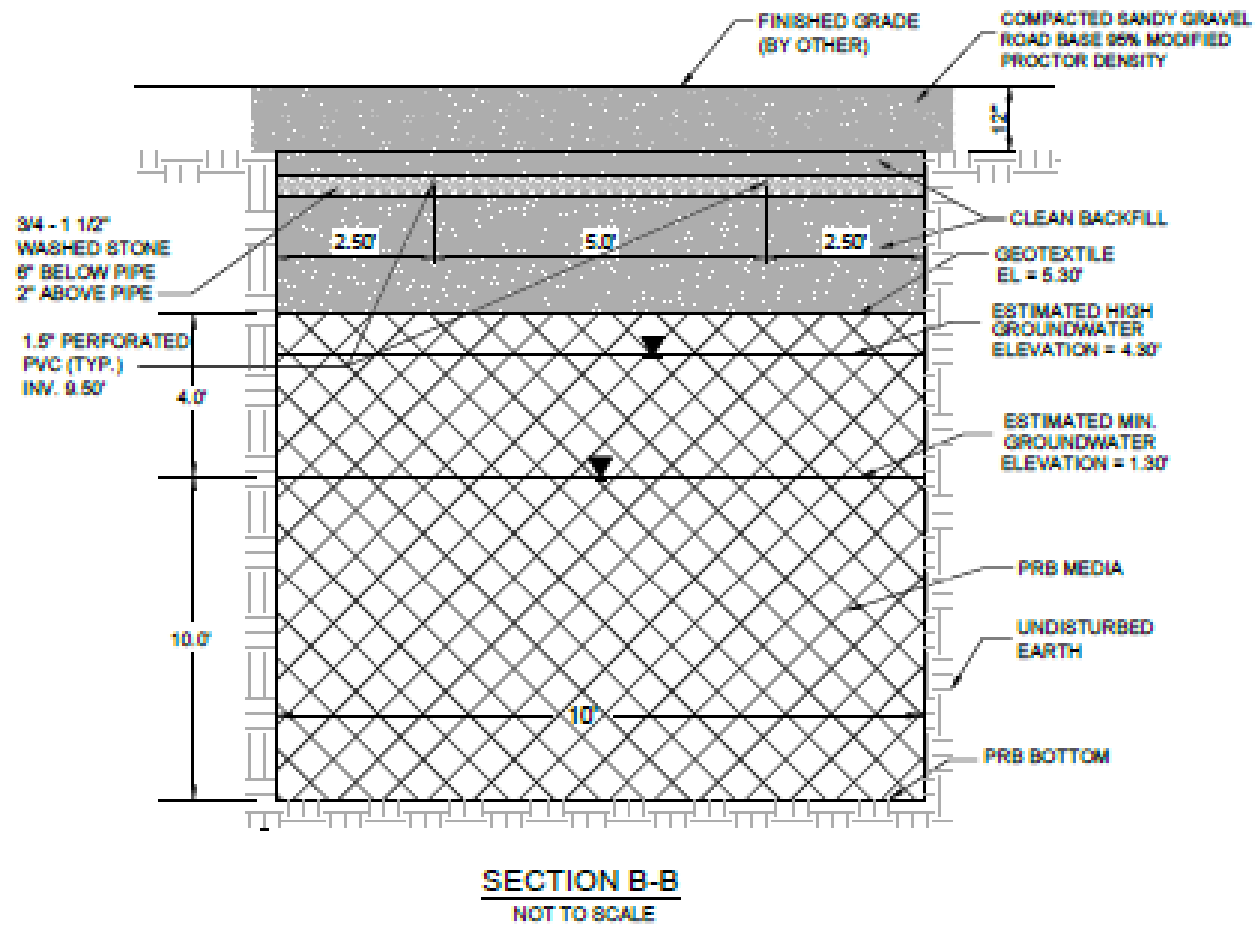


Figure 1-5 PRB Section B-B



Figure 1-6 Nitrex PRB just prior to completion

1. Wastewater Nitrogen Discharge

- a. Wastewater flow to drainfields is measured with a Badger™ Model M2000 magnetic flow meter located on the septic tank effluent force main between the drainfield pump station and the drainfield trenches, see Figures 1-2 and the expanded view in Figure 1-7. The flow signal is transmitted to the control panel in the Operations / Alkalinity Room in the CPI basement and is available in the form of live, real-time data and historical trend data via a local or remote connection. Data is stored in the cloud.
- b. Quality is measured by a NY State certified lab analysis of samples of septic tank effluent from CPI wastewater at the pump station, as shown on Figures 1-2 and 1-7. Figure 1-8 is a cross-section of the pump station.

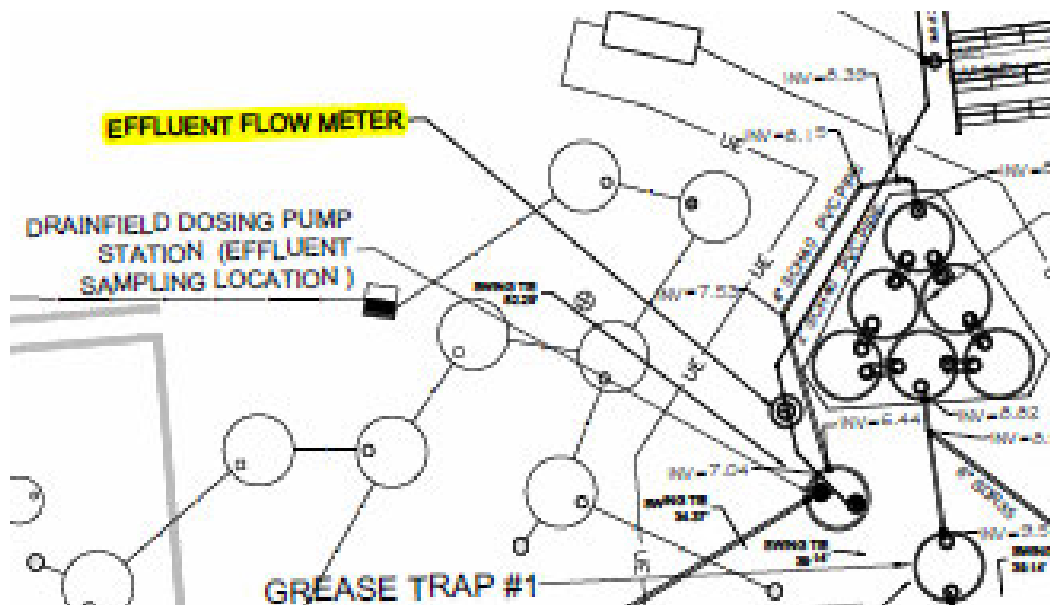
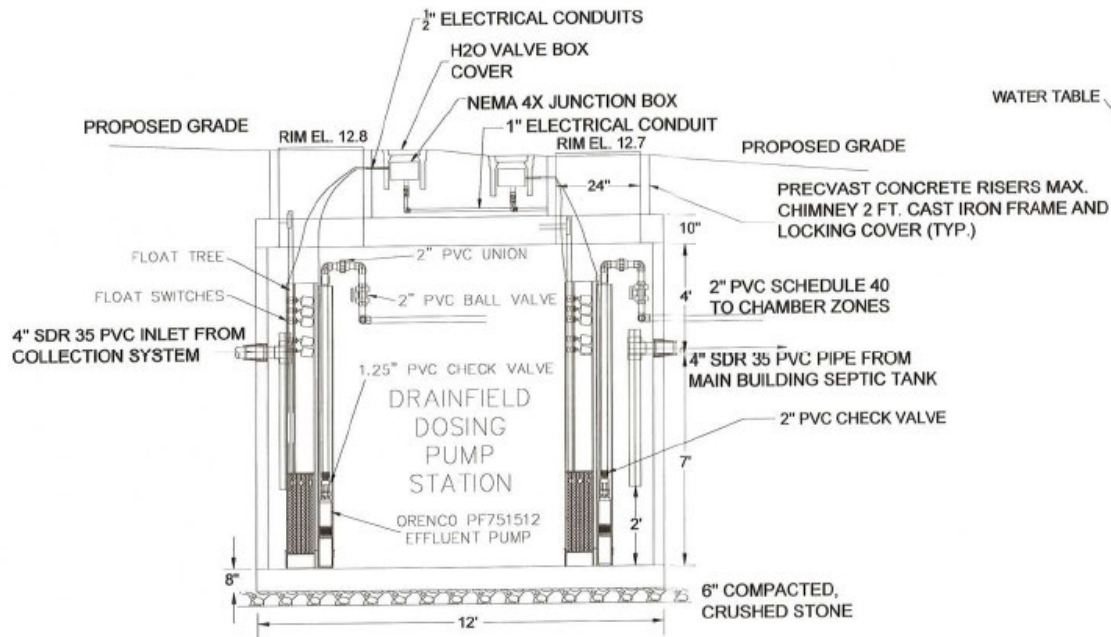


Figure 1-7 Wastewater Flow Meter & Sampling Locations – Expanded View

2. Groundwater Background Quality

Groundwater monitoring wells BG-2, BG1 are upgradient of the drainfield zones 1 through 4 and represent background water quality conditions.



PUMP STATION PS-DD1 SECTION

Figure 1-8 Wastewater Sampling Pump Station

3. Groundwater Elevations

- a. Groundwater elevations at a minimum of seven (7) groundwater monitoring wells were routinely measured to determine groundwater flow direction. Depth to groundwater is measured from top of groundwater monitoring well casing and subtracted from surveyed top of casing well, presented on Table 1-1, which also includes typical depth of well into groundwater. Groundwater elevations change seasonally and as influenced by tides and operations of Shinnecock Canal locks. Continuous (every 20 minutes) groundwater elevation measurements by Hobo continuous monitoring sensors installed in wells # BG-1, BG-2, DF-1, DG1 and DG-3 are performed.

4. Drainfield Nitrogen Removal

- a. There are seven (7) drainfield zones, as shown on Figures 1-2 and 1-3.
- b. Wastewater distribution to the zones is controlled by the Programmable Logic Controller (PLC) by opening/closing valves to each zone. Monitoring well (MW) DF1 is in drainfield zone 1, DF2 is in drainfield zone 3 and DF3 is in drainfield zone 5. DF1 and DF2 are sampling the top of the aquifer, to estimate wastewater drainfield leachate quality. When zones 5, 6 and 7 are used for wastewater treatment, DF3 is a measure of wastewater drainfield leachate quality, otherwise it is a measure of background conditions.

5. PRB Nitrogen Removal

- a. Five (5) groundwater (GW) sampling wells downgradient (DG0.5, DG1, DG1.5, DG2 and DG3) of the PRB are sampled and analyzed for nitrogen and other water quality constituents to determine nitrogen removal through the PRB.

In addition to the nitrogen series, wastewater and groundwater samples are also analyzed for pH, alkalinity (periodically), dissolved oxygen, and conductivity.

1.4 WASTEWATER FLOWS

CPI wastewater design flows are presented on Table 1-2. Table 1-3 presents the monthly average daily flows, with daily flow data in Appendix B.

Table 1-2 CPI Wastewater Design Flows

Building / Use	#	Units	Wastewater Design Flow (gpd)
Hotel Units <= 400 sf	7	Units	700
Hotel Units > 400 sf	13	Units	1,950
Cottage (601 sf to 1,200 sf)	2	Units	450
Cottage (>1,200 sf)	3	Units	900
Catering Hall	350	Seats	2,625
Restaurant	70	Seats	2,100
Bar	20	Seats	300
Outdoor Seats	120	Seats	1,800
Total Flow (gpd)			10,825

Table 1-3 CPI Average Daily Wastewater Flows

Month	Avg. Daily Flow (gpd)
Sep-24	5,547
Oct-24	3,976
Nov-24	3,629
Dec-24	4,440
Jan-25	2,685
Feb-25	783
Mar-25	8
Apr-25	859
May-25	5,331
Jun-25	7,223
Jul-25	8,717
Aug-25	9,288
Avg	4,374
Summer (June-Aug)	8,409
Non-Summer (Sept-May)	3,029

1.5 WASTEWATER SYSTEM EQUIPMENT SIZES

Table 1-4 presents wastewater system sizes in the septic tanks and pump chamber and illustrates the dampening of wastewater flows and quality that will occur within the wastewater system.

Table 1-4 CPI Septic Tank Sizes

Cottage	ST Size (gallons)
1	1,500
2	1,500
3	1,500
4	1,500
5	1,500
CPI	21,000
Total	28,500

1.6 PERMITS

The CPI wastewater system is permitted by the Suffolk County Department of Health Services SPDES Permit No. NY-0287121, attached to Appendix A. The PRB system was approved by the Town of Southampton Planning Board, also attached to Appendix A, with the stipulation that the wastewater /PRB system removes 94% of wastewater nitrogen discharged by CPI to groundwater

2 DATA

2.1 WASTEWATER GENERATION AND WASTEWATER NITROGEN DISCHARGED

Daily wastewater flows being discharged to the drainfields are presented in Appendix B with average daily values per month presented on Table 2-1, along with wastewater Total Nitrogen (TN) concentration and nitrogen mass discharged. Wastewater is evenly distributed to each of the operating drainfield zones, as shown on Figures 1-2 and 2-1.

Table 2-1 CPI Wastewater Average Daily Flows & Nitrogen Mass Discharged Per Month

Monthly Average Canoe Place Inn - Wastewater			
	Daily Flow (gpd)	STE Nitrogen Conc. (mg/L)	Nitrogen Mass (kg/day)
Sep-24	5,547	36.8	0.77
Oct-24	3,976	55.5	0.84
Nov-24	3,629	40	0.55
Dec-24	4,440	40	0.67
Jan-25	2,685	40	0.41
Feb-25	783	40	0.12
Mar-25	8	40	0.00
Apr-25	859	24.6	0.08
May-25	5,331	29.1	0.59
Jun-25	7,223	40	1.09
Jul-25	8,717	25.8	0.85
Aug-25	9,288	31.7	1.11
Avg	4,374	36.96	0.59
STE Estimated N Value			

CPI

LOMBARDO

NITREX FLOW DATA				
SV #	FLOW (GPD)	SV OPEN (MIN)	# OF CYCLES	CALC FLOW
SV-1	2601.3	29.93	30	1765.58
SV-2	2495.3	29.39	32	1734.23
SV-3	2495.1	29.62	31	1747.64
SV-4	2564.7	30.00	30	1770.03
SV-5	0.0	0.00	0	0.00
SV-6	0.0	0.00	0	0.00
SV-7	0.0	0.00	0	0.00
TOTALS	10156.5	118.94	123	7017.49

23:59:02 16/09/23

Main PS-

CPI

LOMBARDO

NITREX FLOW DATA				
SV #	FLOW (GPD)	SV OPEN (MIN)	# OF CYCLES	CALC FLOW
SV-1	1648.4	20.73	22	1223.24
SV-2	1496.1	19.92	21	1175.57
SV-3	1458.0	19.67	20	1160.36
SV-4	1545.6	20.39	21	1203.15
SV-5	1594.9	20.73	22	1223.31
SV-6	1802.8	20.67	20	1219.37
SV-7	1623.7	20.70	21	1221.32
TOTALS	10969.6	142.82	147	8426.31

23:59:02 22/06/23

Main PS-DD1

Figure 2-1 PLC Screen Shot of Flows to each Drainfield Zone

2.2 GROUNDWATER ELEVATIONS & SLOPE

Table 2-2 presents single point groundwater elevations measured during sampling events. Any use/interpretation of Table 2-2 data needs to consider tidal and other factors that affect groundwater elevations. Rather, groundwater elevations, with rainfall data from the weather station at Westhampton, see <http://climod2.nrcc.cornell.edu/>, presented on Figures 2-2-1 that are continuous (every 20 minutes) measurements by Hobo continuous monitoring groundwater elevation sensors installed in wells # BG-1, BG-2, DF-1, DG1 and DG-3 should be used. Figure 2-3 presents groundwater slope calculations, which show a slope of 0.002 to 0.003 – which is similar to the June 29, 2017 Canoe Place Inn Site Characterization Report measured groundwater slope of 0.00238.

Table 2-2 Groundwater Elevations Measured During Monthly Sampling Events

Location Label	Groundwater Elevation (ft msl)								
	14-Aug-25	30-Jul-25	24-Jun-25	28-May-25	23-Apr-25	16-Jan-25	24-Oct-24	26-Sep-24	Avg
BG2	2.13	2.13	2.26	2.23	1.93	2.03	2.30	1.83	2.11
BG1	6.87	2.07	2.20	2.17	1.87	1.92	8.19	2.72	3.50
DG 0.5	1.80	1.90	1.88	1.90	1.60	1.70	1.96	2.50	1.91
DG 1	2.43	1.83	1.88	1.83	1.53	1.73	1.94	2.48	1.96
DG 1.5	1.64	1.84	1.90	1.84	1.54	1.69	1.89	2.44	1.85
DG 2	1.74	2.34	1.85	-3.96	1.44	1.64	1.84	2.35	1.16
DG 3	1.81	1.81	1.82	1.71	1.31	1.71	1.79	2.33	1.79

Figure 2-4 presents a photo of iron staining on the upgradient to the PRB groundwater elevation monitoring device which illustrates the influence of PRB carbon release causing anaerobic conditions and reddish-brown iron oxide precipitation (as well as nitrogen removal via denitrification) on PRB upgradient wells due to tidal influences. The photo and dissolved oxygen measurements confirm that water flows back and forth through the PRB – not just in one direction. Consequently, the influence of the PRB is noticed upgradient of the PRB.

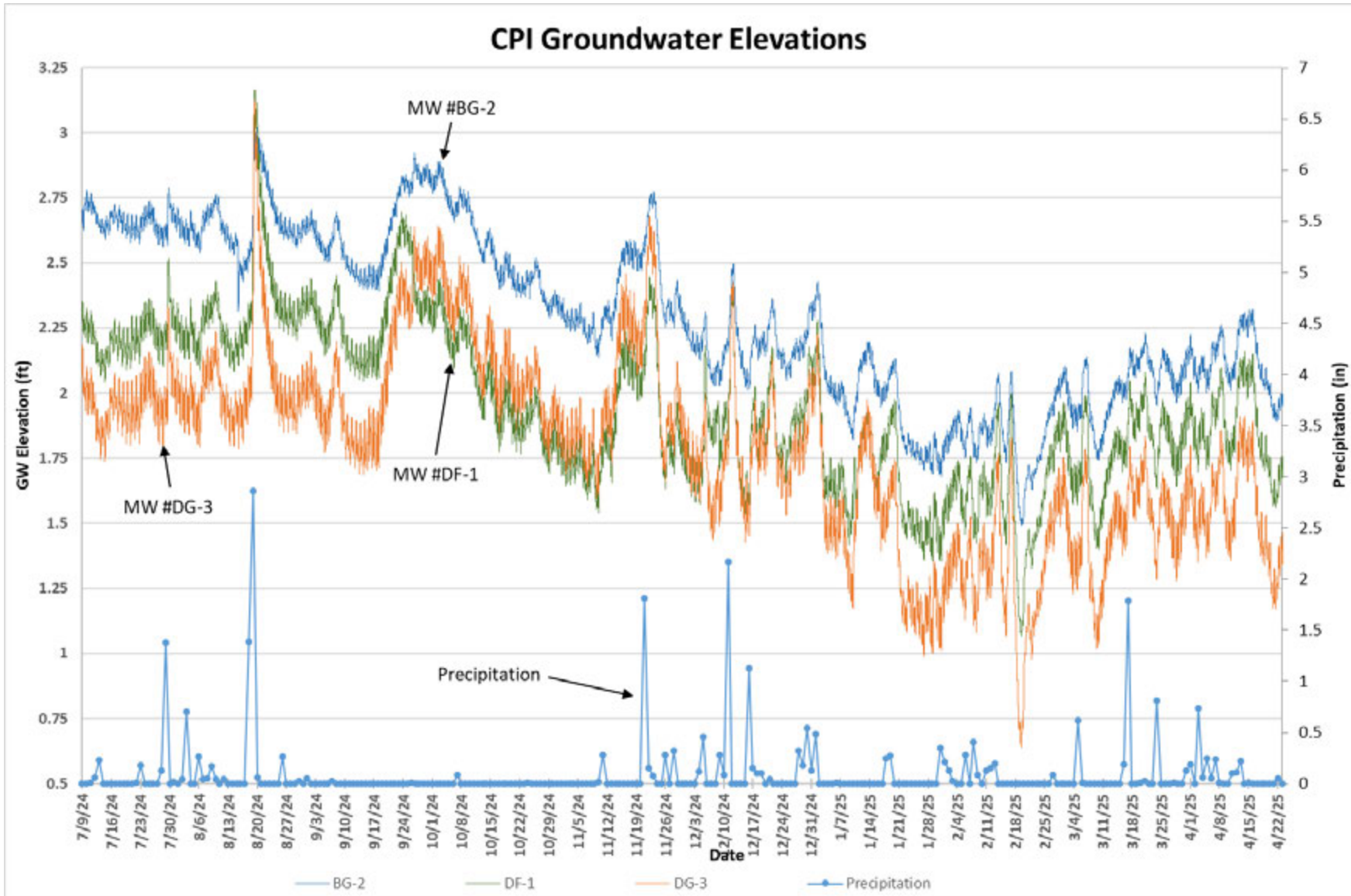


Figure 2-2-1 Ground Water Elevations and Precipitation 7/9/2024 to 4/23/2025

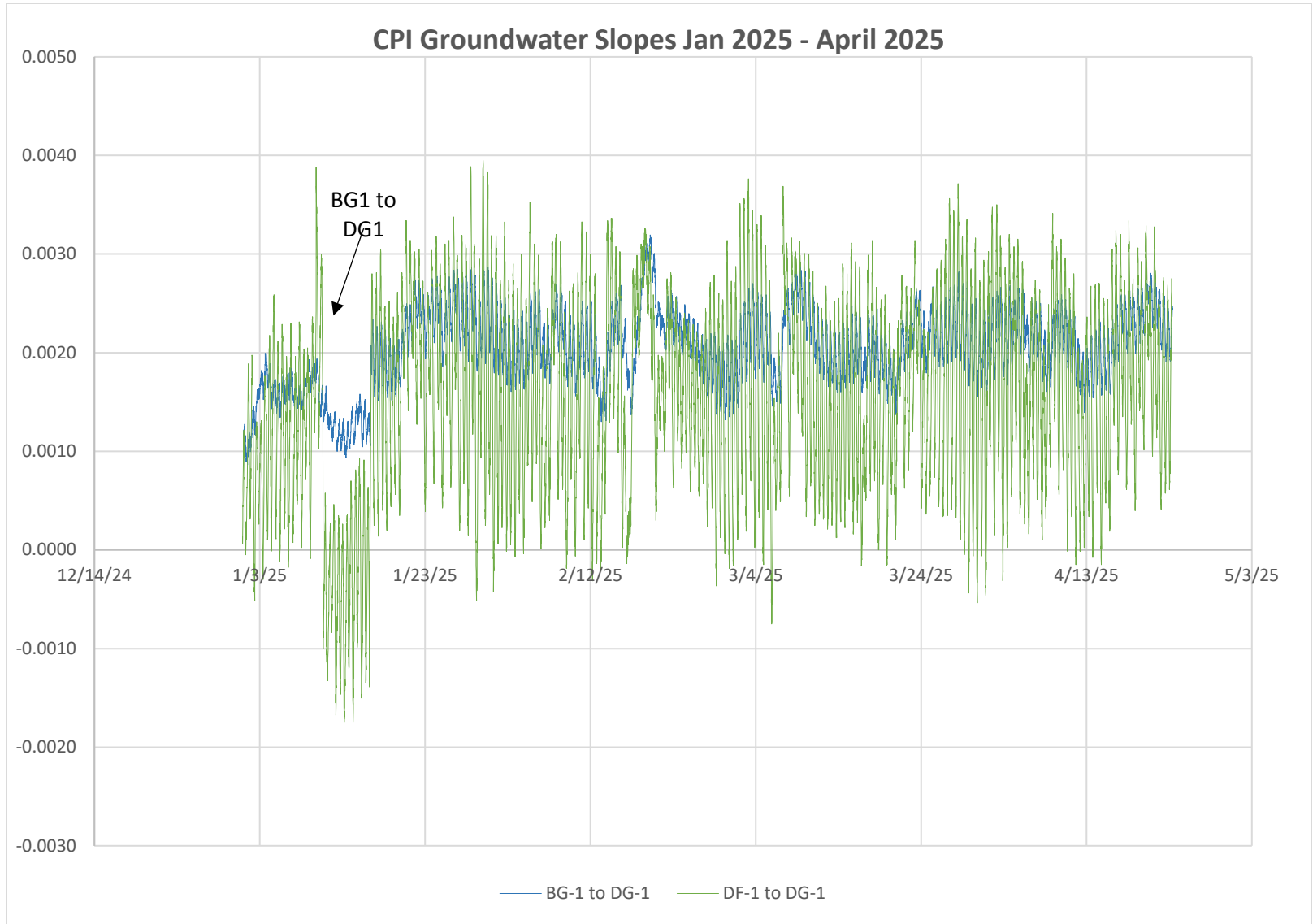


Figure 2-3 CPI Site Groundwater Slopes



Figure 2-4 Well UG-3 GW Elevation Monitoring Device Iron Staining

2.3 GROUNDWATER FLUX AT THE PRB

PRB groundwater flux is the volume of groundwater that flows through the PRB's cross sectional area. Impacts due to tidal influence are shown on the reduced iron stains on an upgradient MW sensor.

As described in Section 4 of June 29, 2017 CPI Site Characterization Report, groundwater flow (i.e. flux) through the PRB is determined using Darcy's law:

$$\text{Velocity (V)} = K * i$$

Where:

- V = Groundwater velocity (same units as K)
- K = Hydraulic conductivity (cm/sec or ft/day)
- i = groundwater gradient (slope)

The 2017 Report determined that K=238 feet day and i=0.00238. Figure 2-3 2024 measured groundwater slopes suggest using same GW slope as 2017 report. The PRB is 165 feet long and ~ 11 feet in groundwater, resulting in a cross-sectional area of 1,815 square feet. Table 2-3 presents the estimates groundwater flow through the PRB.

Table 2-3 Groundwater Flow Through PRB

Groundwater Flow Through PRB ⁽¹⁾		
GW Slope (i)	0.0020	
Hydraulic Conductivity (K)	238	ft/day
Flux	0.476	ft/day
Porosity	0.3	
GW Linear Velocity	1.59	ft/day
PRB Length	165	feet
PRB Width	11	feet
PRB Area	1,815	sf
Forward Flow thru PRB	6,462	gpd
⁽¹⁾ Water quality data indicates that PRB influences groundwater upgradient of PRB. Due to tidal influence, groundwater likely oscillates back & forth through PRB. Consequently, it is likely that more groundwater "flows" through PRB than forward flow calculations.		

As noted on Table 2-3 and as shown on Figure 2-5, based upon water quality data (see Section 2.4), it is likely that groundwater oscillates through the PRB caused by tidal cycles. Consequently, it is likely that more groundwater "flows" through PRB than forward flow calculations. As described in the following Water Quality Data section, low dissolved concentrations in wells upgradient of the PRB indicate PRB influence upgradient of PRB.

2.4 WATER QUALITY DATA

Groundwater quality was measured in the field with portable instruments for:

- pH & Temperature with Oakton pH Testr 30
- Conductivity with ExTech Instruments ExStik EC400
- Dissolved Oxygen with YSI - Eco Sense DO200A

Well groundwater samples were collected and analyzed at York Analytical Laboratories, Inc., a NYS certified laboratory, for:

- Alkalinity
- Total Kjeldahl Nitrogen (TKN)
- Ammonia-Nitrogen
- Nitrite-Nitrogen
- Nitrate-Nitrogen
- BOD – starting in June 2023 for PRB downgradient wells & #3

with Total Nitrogen and Organic Nitrogen computed based upon the above nitrogen analysis. Sampling followed New York State Department of Environmental Conservation's Protocol for sampling Groundwater Monitoring Wells by purging three (3) to five (5) times the well volume.

For reference, Total Nitrogen = TKN + Nitrite-N + Nitrate-N; with TKN = Organic-N + Ammonia-N

Tables of the monthly data field measurements and lab results are presented in Appendix C. Field measurement data sheets and analytical laboratory results reports are presented in Appendix D.

Tables 2-4.1 through 2.4.5 presents summarized averaged water quality data by date and location of:

Background
Downgradient to PRB
Wastewater

Tables 2-5.1 through 2-5.10 present summarized spreadsheets of the field measurements and lab results.

Table 2-4.1 Summarized Groundwater Quality Data by Location Sept. 2024 thru January 2025

Sampling Date		9/26/2024										
Averages	pH	Temp (°C)	Temp (°F)	Specific Conductivity	Dissolved Oxygen (mg/L)	Alkalinity (mg/L as CaCO3)	TKN (mg/L)	Organic-N (mg/L)	Ammonia-N (mg/L)	Nitrite-N (mg/L)	Nitrate-N (mg/L)	Total N (mg/L)
BG Wells	6.22	18.5	65.21	817	4.18	150	3.22	2.32	0.90	<0.0500	10.6	13.9
Downgradient Wells	6.38	18.2	64.79	796	1.80	252	4.40	0.73	3.90	<0.0500	4.84	7.63
Wastewater	8.65	26.8	80.24	2180	0.46	890	36.8	4.30	32.5	<0.0500	<0.0500	36.8

Sampling Date		24-Oct-24										
Averages	pH	Temp (°C)	Temp (°F)	Specific Conductivity	Dissolved Oxygen (mg/L)	Alkalinity (mg/L as CaCO3)	TKN (mg/L)	Organic-N (mg/L)	Ammonia-N (mg/L)	Nitrite-N (mg/L)	Nitrate-N (mg/L)	Total N (mg/L)
BG Wells	6.10	17.8	63.95	630	4.95	88	1.46	1.42	0.04	<0.0500	13.1	14.51
Downgradient Wells	6.40	16.9	62.48	890	1.63	290	6.25	1.12	5.13	<0.0500	5.07	9.62
Wastewater	8.72	25.1	77.18	1997	~	900	55.5	5.50	50.0	<0.0500	<0.0500	55.5

Sampling Date		01/16/2025										
Averages	pH	Temp (°C)	Temp (°F)	Specific Conductivity	Dissolved Oxygen (mg/L)	Alkalinity (mg/L as CaCO3)	TKN (mg/L)	Organic-N (mg/L)	Ammonia-N (mg/L)	Nitrite-N (mg/L)	Nitrate-N (mg/L)	Total N (mg/L)
BG Wells	6.84	7.55	45.6	741	4.82	179	1.41	1.41	<0.0500	<0.0500	20.0	21.4
Downgradient Wells	6.66	8.38	47.1	578	4.31	210	3.32	0.75	2.70	<0.0500	4.08	6.72

Table 2-4.2 Summarized Groundwater Quality Data by Location April 2025 thru June 2025

Sampling Date		23-Apr-25										
Averages	pH	Temp (°C)	Temp (°F)	Specific Conductivity	Dissolved Oxygen (mg/L)	Alkalinity (mg/L as CaCO3)	TKN (mg/L)	Organic-N (mg/L)	Ammonia-N (mg/L)	Nitrite-N (mg/L)	Nitrate-N (mg/L)	Total N (mg/L)
BG Wells	6.08	18.6	65.4	565	4.57	196	1.79	1.67	0.06	<0.0500	12.95	14.8
Downgradient Wells	6.09	15.1	59.2	407	2.12	115	1.52	1.79	0.43	<0.0500	3.26	4.78
Wastewater	7.17	21.6	70.9	949	0.58	460	24.6	<0.100	24.6	<0.0500	<0.0500	24.6

Sampling Date :		28-May-25										
Averages	pH	Temp (°C)	Temp (°F)	Specific Conductivity	Dissolved Oxygen (mg/L)	TKN (mg/L)	Organic-N (mg/L)	Ammonia-N (mg/L)	Nitrite-N (mg/L)	Nitrate-N (mg/L)	Total N (mg/L)	
BG Wells	6.25	17.75	64.0	763	6.17	2.01	1.90	0.0	<0.0500	14.90	17.50	
Downgradient Wells	6.39	17.07	62.7	669	3.05	2.38	1.22	1.39	<0.0500	4.50	6.88	
Wastewater	7.37	31.3	88.30	1325	0.79	29.1	0.20	28.9	<0.0500	<0.0500	29.1	

Sampling Date		24-Jun-25										
Averages	pH	Temp (°C)	Temp (°F)	Specific Conductivity	Dissolved Oxygen (mg/L)	Alkalinity (mg/L as CaCO3)	TKN (mg/L)	Organic-N (mg/L)	Ammonia-N (mg/L)	Nitrite-N (mg/L)	Nitrate-N (mg/L)	Total N (mg/L)
BG Wells	6.26	21.1	69.9	647	6.18	76	1.28	0.6	<0.0500	<0.0500	14.8	16.7
Downgradient Wells	6.47	20.04	68.07	686.00	3.00	190.00	2.96	0.78	2.70	<0.0500	2.11	5.07
Wastewater	8.93	34.1	93.4	1415	0.06	600	40	11.1	28.9	<0.0500	<0.0500	40.0

Table 2-4.3 Summarized Groundwater Quality Data by Location July 2025 & Aug. 2025

Sampling Date 07/30/2025												
Averages	pH	Temp (°C)	Temp (°F)	Specific Conductivity	Dissolved Oxygen (mg/L)	TKN (mg/L)	Organic-N (mg/L)	Ammonia-N (mg/L)	Nitrite-N (mg/L)	Nitrate-N (mg/L)	Total N (mg/L)	
BG Wells	6.29	25.6	78.0	645	4.92	1.61	1.3	0.27	<0.0500	17.2	18.8	
Downgradient Wells	6.65	25.5	77.8	920	2.37	2.53	0.78	1.75	0.06	4.45	7.00	
Wastewater	8.35	31.0	87.8	1510	0.32	25.8	2.1	23.7	<0.0500	<0.0500	25.8	

Sampling Date 14-Aug-25												
Averages	pH	Temp (°C)	Temp (°F)	Specific Conductivity	Dissolved Oxygen (mg/L)	BOD (mg/L)	TKN (mg/L)	Organic-N (mg/L)	Ammonia-N (mg/L)	Nitrite-N (mg/L)	Nitrate-N (mg/L)	Total N (mg/L)
BG Wells	6.42	22.8	73.0	711	4.64	2	2.64	2.54	0.10	<0.0500	17.4	20.0
Downgradient Wells	6.63	24.4	75.9	2,086	1.85	8	3.81	0.90	2.91	<0.0500	5.22	8.17
Wastewater	8.66	27.9	82.2	1646	0.28	380	32	0.10	31.6	<0.0500	<0.0500	31.7

Table 2-5.1 Summarized Groundwater Quality Data – pH

Location Label	pH								
	Date	14-Aug-25	30-Jul-25	24-Jun-25	28-May-25	23-Apr-25	16-Jan-25	24-Oct-24	26-Sep-24
BG2	6.08	5.96	5.82	5.61	5.42	6.70	5.64	5.87	5.89
BG1	6.75	6.62	6.70	6.88	6.74	6.98	6.56	6.57	6.73
Avg-BG Wells	6.42	6.29	6.26	6.25	6.08	6.84	6.10	6.22	6.31
DG 0.5	6.48	6.40	6.4	6.57	5.55	6.70	5.75	6.16	6.25
DG 1	6.50	6.45	6.33	6.20	5.87	6.50	6.3	6.39	6.32
DG 1.5	6.70	6.66	6.64	6.58	6.20	6.67	6.64	6.73	6.60
DG 2	6.54	6.49	6.51	6.15	6.22	6.39	6.32	6.29	6.36
DG 3	6.30	6.37	6.45	6.24	6.09	6.43	6.21	6.20	6.29
Avg-DG Wells	6.50	6.47	6.47	6.35	5.99	6.54	6.24	6.35	6.36
WW Pump Chamber	8.66	8.35	8.93	7.37	7.17		8.72	8.65	8.26

Table 2-5.2 Summarized Groundwater Quality Data – Temp

Location Label	Temp (°C)								
	Date	14-Aug-25	30-Jul-25	24-Jun-25	28-May-25	23-Apr-25	16-Jan-25	24-Oct-24	26-Sep-24
BG2	22.6	24.3	22.0	16.9	18.8	8.1	16.8	15.8	18.2
BG1	22.9	26.8	20.1	18.6	18.3	7.0	18.7	21.1	19.2
Avg-BG Wells	22.75	25.55	21.05	17.75	18.55	7.55	17.75	18.45	18.68
DG 0.5	23.8	23.4	17.6	17.9	17.7	8.4	17.4	18.3	18.1
DG 1	25.3	24.1	17.1	20.0	17.1	9.0	17.5	18.3	18.6
DG 1.5	24.2	24.9	20.2	19.0	14.7	6.8	17.0	17.8	18.1
DG 2	25.6	26.5	21.4	16.9	14.6	7.7	18.0	19.5	18.8
DG 3	24.3	25.3	23.9	15.6	16.1	9.1	17.6	19.2	18.9
Avg-DG Wells	24.64	24.84	20.04	17.88	16.04	8.20	17.50	18.62	18.47
WW Pump Chamber	27.9	31.0	34.1	31.3	21.6		25.1	26.8	28.3

Table 2-5.3 Summarized Groundwater Quality Data – Specific Conductivity

Location Label	Specific Conductivity (uS/cm)									
	Date	14-Aug-25	30-Jul-25	24-Jun-25	28-May-25	23-Apr-25	16-Jan-25	24-Oct-24	26-Sep-24	Avg
BG2		401	401	552	528	358	527	558	502	478
BG1		1,020	889	742	998	772	954	701	1,132	901
Avg-BG Wells		711	645	647	763	565	741	630	817	690
DG 0.5		366	336	533	551	392	343	470	689	460
DG 1		415	571	557	527	362	434	726	731	540
DG 1.5		611	867	875	730	403	817	1,094	1,153	819
DG 2		865	844	795	550	484	707	865	801	739
DG 3		431	675	670	696	471	581	754	627	613
Avg-DG Wells		538	659	686	611	422	576	782	800	634
WW Pump Chamber		1,646	1,510	1,415	1,325	949		1,997	2,180	1,575

Table 2-5.4 Summarized Groundwater Quality Data – Alkalinity

Location Label	Alkalinity (mg/L as CaCO3)									
	Date	14-Aug-25	30-Jul-25	24-Jun-25	28-May-25	23-Apr-25	16-Jan-25	24-Oct-24	26-Sep-24	Avg
BG2				2		12	8	6	10	8
BG1				150		380	350	170	290	268
Avg-BG Wells				76		196	179	88	150	138
DG 0.5				60		12	16	16	22	25
DG 1				120		28	100	130	170	110
DG 1.5				280		140	410	390	460	336
DG 2				260		210	320	330	310	286
DG 3				230		200	260	270	190	230
Avg-DG Wells				190		118	221	227	230	197
WW Pump Chamber				600		460		900	890	713

Table 2-5.5 Summarized Groundwater Quality Data – Nitrite-N

Location Label	Nitrite-N (mg/L)									
	Date	14-Aug-25	30-Jul-25	24-Jun-25	28-May-25	23-Apr-25	16-Jan-25	24-Oct-24	26-Sep-24	Avg
BG2	N.D.	N.D.	N.D.	N.D.	N.D.	N.D.	N.D.	N.D.	N.D.	N.D.
BG1	N.D.	N.D.	N.D.	N.D.	N.D.	N.D.	N.D.	N.D.	N.D.	N.D.
Avg-BG Wells	N.D.	N.D.	N.D.	N.D.	N.D.	N.D.	N.D.	N.D.	N.D.	N.D.
DG 0.5	N.D.	N.D.	N.D.	N.D.	N.D.	N.D.	N.D.	N.D.	N.D.	N.D.
DG 1	N.D.	N.D.	N.D.	N.D.	N.D.	N.D.	N.D.	N.D.	N.D.	N.D.
DG 1.5	N.D.	N.D.	N.D.	N.D.	N.D.	N.D.	N.D.	N.D.	N.D.	N.D.
DG 2	N.D.	N.D.	N.D.	N.D.	N.D.	N.D.	N.D.	N.D.	N.D.	N.D.
DG 3	N.D.	N.D.	N.D.	N.D.	N.D.	N.D.	N.D.	N.D.	N.D.	N.D.
Avg-DG Wells	N.D.	N.D.	N.D.	N.D.	N.D.	N.D.	N.D.	N.D.	N.D.	N.D.
WW Pump Chamber	N.D.	N.D.	N.D.	N.D.	N.D.		N.D.	N.D.		0.00

Table 2-5.6 Summarized Groundwater Quality Data – TKN

Date	TKN (mg/L)								
	14-Aug-25	30-Jul-25	24-Jun-25	28-May-25	23-Apr-25	16-Jan-25	24-Oct-24	26-Sep-24	Avg
BG2	2.52	1.60	1.28	2.01	1.79	1.56	1.50	2.34	1.83
BG1	2.76	1.61	2.32	3.19	1.87	1.26	1.42	4.09	2.32
Avg-BG Wells	2.64	1.61	1.80	2.60	1.83	1.41	1.46	3.22	2.07
DG 0.5	1.09	0.885	0.79	0.715	1.50	1.23	1.65	1.44	1.16
DG 1	1.42	1.38	1.55	0.85	1.72	1.14	1.66	0.805	1.32
DG 1.5	2.12	2.52	5.65	3.80	1.39	8.55	14.8	12.3	6.39
DG 2	7.65	4.62	4.54	3.58	1.26	6.40	5.45	3.76	4.66
DG 3	1.89	2.31	2.28	1.34	0.89	1.70	3.46	3.00	2.11
Avg-DG Wells	2.83	2.34	2.96	2.06	1.35	3.80	5.40	4.26	3.13
WW Pump Chamber	31.7	25.8	40	29.1	24.6		55.5	36.8	34.8

Table 2-5.7 Summarized Groundwater Quality Data – Ammonia-N

Location Label	Ammonia-N (mg/L)								
	Date	14-Aug-25	30-Jul-25	24-Jun-25	28-May-25	23-Apr-25	16-Jan-25	24-Oct-24	26-Sep-24
BG2	0.202	0.422	0.185	0.0731	0.12	N.D.	0.08	0.20	0.16
BG1	N.D.	0.122	N.D.	0.018	N.D.	N.D.	N.D.	1.59	0.22
Avg-BG Wells	0.20	0.27	0.19	0.05	0.12	#DIV/0!	0.08	0.90	0.19
DG 0.5	N.D.	N.D.	N.D.	N.D.	0.143	N.D.	N.D.	N.D.	0.02
DG 1	0.0701	0.103	0.0927	N.D.	0.0969	0.143	0.284	0.169	0.12
DG 1.5	1.33	2.28	5.18	2.65	0.6	8.55	12.8	11.9	5.66
DG 2	7.44	4.35	4.13	1.9	0.941	6.15	5.31	3.74	4.25
DG 3	1.34	1.28	1.41	0.993	0.787	1.23	1.92	1.68	1.33
Avg-DG Wells	2.55	2.00	2.70	1.85	0.51	4.02	5.08	4.37	2.27
WW Pump Chamber	31.6	23.7	28.9	28.9	24.6		50	32.5	31.5

Table 2-5.8 Summarized Groundwater Quality Data – Nitrate-N

Location Label	Nitrate-N (mg/L)								
	Date	14-Aug-25	30-Jul-25	24-Jun-25	28-May-25	23-Apr-25	16-Jan-25	24-Oct-24	26-Sep-24
BG2	6.63	6.92	9.59	11.0	10.0	9.54	8.32	8.44	8.81
BG1	28.1	27.5	20.1	18.8	15.9	30.4	17.8	12.8	21.4
Avg-BG Wells	17.37	17.21	14.85	14.90	12.95	19.97	13.06	10.62	15.12
DG 0.5	3.45	3.22	5.25	4.97	5.81	7.90	7.56	5.15	5.41
DG 1	2.49	2.00	3.38	6.24	7.09	4.50	1.54	0.608	3.48
DG 1.5	0.856	0.746	0.923	0.102	N.D.	2.35	3.25	0.068	1.04
DG 2	N.D.	N.D.	0.758	2.31	N.D.	N.D.	N.D.	N.D.	0.38
DG 3	0.159	0.209	0.242	0.0571	0.115	0.058	N.D.	N.D.	0.11
Avg-DG Wells	1.74	1.54	2.11	2.74	2.60	2.96	2.47	1.17	2.08
WW Pump Chamber	N.D.	N.D.	N.D.	N.D.	N.D.		N.D.	N.D.	N.D.

Table 2-5.9 Summarized Groundwater Quality Data – Total Nitrogen

Location Label	Total N (mg/L)								
Date	14-Aug-25	30-Jul-25	24-Jun-25	28-May-25	23-Apr-25	16-Jan-25	24-Oct-24	26-Sep-24	Avg
BG2	9.15	8.52	10.9	13.0	11.8	11.1	9.82	10.8	10.6
BG1	30.9	29.1	22.4	22.0	17.8	31.7	19.2	16.9	23.8
Avg-BG Wells	20.0	18.8	16.7	17.5	14.8	21.4	14.5	13.9	17.2
DG 0.5	4.54	4.1	6.04	5.68	9.59	10.8	6.46	6.59	6.73
DG 1	3.91	3.38	4.93	7.09	8.81	5.64	3.20	1.41	4.80
DG 1.5	2.98	3.27	6.57	3.90	1.39	10.9	18.0	12.4	7.43
DG 2	7.65	4.62	5.30	5.89	1.26	6.40	5.45	3.76	5.04
DG 3	2.05	2.52	2.52	1.40	1.00	1.76	3.46	3.00	2.21
Avg-DG Wells	4.23	3.58	5.07	4.79	4.41	7.10	7.31	5.43	5.24
WW Pump Chamber	31.7	25.8	40	29.1	24.6		55.5	36.8	34.8

Table 2-5.10 Summarized Groundwater Quality Data – Dissolved Oxygen

Location Label	Dissolved Oxygen (mg/L)								
Date	14-Aug-25	30-Jul-25	24-Jun-25	28-May-25	23-Apr-25	16-Jan-25	24-Oct-24	26-Sep-24	Avg
BG2	6.70	6.46	8.35	8.35	5.71	7.50	6.54	6.47	7.01
BG1	2.57	3.38	4.00	3.99	3.42	2.14	3.35	1.88	3.09
Avg-BG Wells	10.3	10.4	18.0	7.5	6.2	7.9	9.3	9.4	9.9
DG 0.5	3.37	3.60	5.26	5.04	5.98	5.80	5.65	4.74	4.93
DG 1	2.12	1.81	3.02	2.25	2.00	5.54	2.00	1.12	2.48
DG 1.5	2.31	2.63	2.52	1.84	1.84	4.29	1.56	2.25	2.41
DG 2	0.60	1.10	1.49	2.44	2.05	1.79	1.25	1.58	1.54
DG 3	1.63	2.31	2.70	2.38	1.95	2.80	2.42	2.40	2.32
Avg-DG Wells	2.60	2.68	3.60	3.04	3.27	5.21	3.07	2.70	3.27
WW Pump Chamber	0.28	0.32	0.06	0.79	0.58			0.46	0.42

SECTION 3 NITROGEN REMOVAL – WASTEWATER & OTHER SOURCES

Based upon Section 2.4 water quality data, in particular Table 2-5.9, the following observations and conclusions are made. Groundwater Total Nitrogen (TN) concentrations upgradient of the drainfields and PRB are 17.20 +/- mg/L. Groundwater TN concentrations downgradient (wells DG -1, DG-1.5, DG-2, DG-3, DG1.5 DPA & DG 1.5 DPB) of the PRB average 4.26 mg/L. Based upon the data and these summary statements, Table 3-1 presents the nitrogen removal by the wastewater treatment and PRB system, and as a percent of discharged wastewater nitrogen.

Table 3-1 Wastewater Treatment & PRB System TN Removal

Wastewater Treatment & PRB System TN Removal	
Average wastewater TN discharged (kg/day)	0.59
Groundwater flow through PRB (gpd)	6,462
Post PRB - Change in GW TN vs Background (mg/L)	12.94
PRB Nitrogen Removal in addition to Wastewater TN (kg/day)	0.70
Wastewater Treatment & PRB System TN Removal as % of Wastewater TN discharge	218%

APPENDIX A SPDES PERMIT & DECLARATION OF COVENANTS & RESTRICTIONS

COUNTY OF SUFFOLK



STEVEN BELLONE
SUFFOLK COUNTY EXECUTIVE

DEPARTMENT OF HEALTH SERVICES

JAMES L. TOMARKEN, MD, MPH, MBA, MSW
Commissioner

December 28, 2017

R Squared Development LLC
85 South Service Road
Plainview, NY 11803

Re: State Pollutant Discharge Elimination System (SPDES) Permit No. NY-0287121
SCDHS Ref. No. C09-15-0037, Canoe Place Inn and Cottages

Dear Sir:

Enclosed please find a copy of the State Pollutant Discharge Elimination System Permit (SPDES) issued for the above referenced facility. This permit should be kept available on the premises of the discharging facility.

Please read the "Other Conditions". If you have any questions or concerns please contact our office at (631) 852-5700.

Very truly yours,

Joyce Bazoge
Office of Wastewater Management

Enclosure

cc: Division of Water Bureau of Wastewater Permits, NYSDEC, Albany
Regional Water Engineer, NYSDEC, Stony Brook



DIVISION OF ENVIRONMENTAL QUALITY
Office of Wastewater Management, 360 Yaphank Avenue, Suite 2C, Yaphank NY 11980
(631) 852-6700 Fax (631) 852-5755

APPLICATION FORM "D"

for a State Pollutant Discharge Elimination System (SPDES) Permit

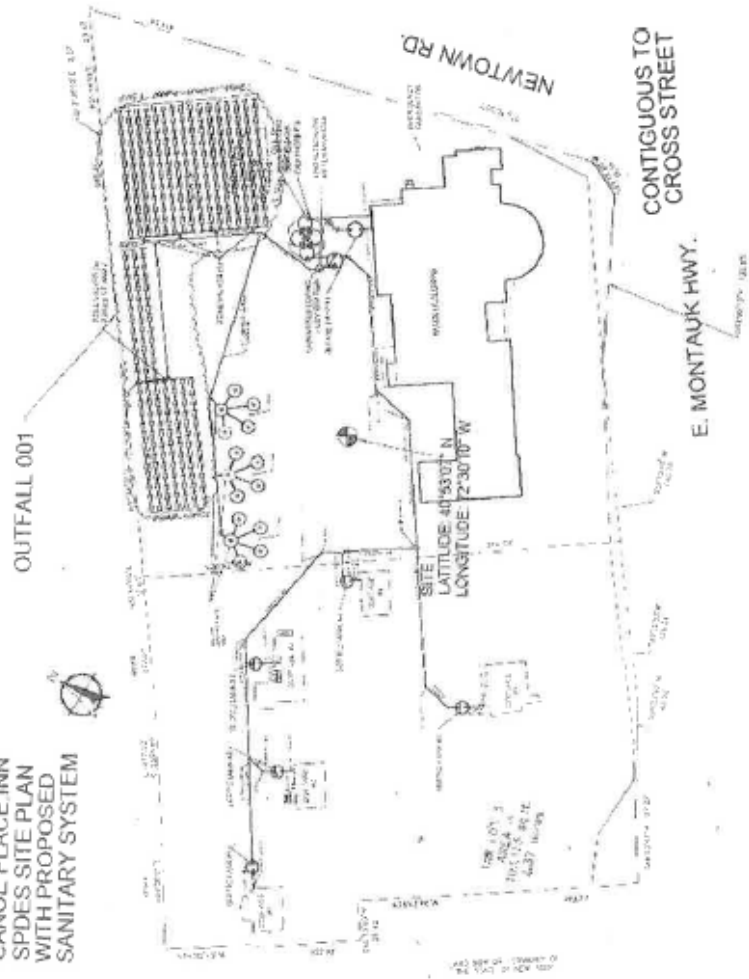
(A SPDES Application When Signed by a Permit Issuing Official Becomes a SPDES Permit)



PLEASE PRINT OR TYPE

APPLICATION TYPE <input checked="" type="checkbox"/> New <input type="checkbox"/> Re-issuance <input type="checkbox"/> Modification		IF RE-ISSUANCE OR MODIFICATION, GIVE PREVIOUS NUMBER NY - 0287121 (09-15-003)														
OWNER'S NAME (Corporate, Partnership, Individual) R Squared Development LLC		TYPE OF OWNERSHIP <input type="checkbox"/> Corporate <input type="checkbox"/> Individual <input checked="" type="checkbox"/> Partnership <input type="checkbox"/> Public														
OWNER'S MAILING ADDRESS (Street, City, State, Zip Code) 85 South Service Road, Plainview, NY 11803																
REFER ALL CORRESPONDENCE TO: (Name, Title and Address) Kristen McCabe		TELEPHONE NUMBER (631) 414-8400														
FACILITY NAME Canoe Place Inn and Cottages		FACILITY LOCATION (Street or Road) 235 E. Montauk Hwy., Southampton Hills														
CITY, TOWN OR VILLAGE Southampton		CITY, TOWN OR VILLAGE Southampton														
COUNTY Suffolk	GIVE EXPLICIT DIRECTIONS TO LOCATION North Side of East Montauk Highway 330 west of Shinnecock Canal															
NATURE OF BUSINESS OR FACILITY Lodging, Function Facility & Inn		POPULATION SERVED (See Instructions) 560														
FREQUENCY OF DISCHARGE All Year? <input checked="" type="checkbox"/> Yes <input type="checkbox"/> No If No, Specify Number of Months All Week? <input type="checkbox"/> Yes <input type="checkbox"/> No If No, Specify Number of Days																
DOES YOUR DISCHARGE CONTAIN OR IS IT POSSIBLE FOR YOUR DISCHARGE TO CONTAIN ONE OR MORE OF THE FOLLOWING SUBSTANCES ADDED AS A RESULT OF YOUR OPERATIONS, ACTIVITIES OR PROCESSES? Please Check <input type="checkbox"/> Aluminum <input type="checkbox"/> Ammonia <input type="checkbox"/> Beryllium <input type="checkbox"/> Cadmium <input type="checkbox"/> Chlorine <input type="checkbox"/> Chromium <input type="checkbox"/> Copper <input type="checkbox"/> Cyanide <input checked="" type="checkbox"/> Grease <input type="checkbox"/> Lead <input type="checkbox"/> Mercury <input type="checkbox"/> Nickel <input type="checkbox"/> Oil <input type="checkbox"/> Phenols <input type="checkbox"/> Selenium <input type="checkbox"/> Zinc <input type="checkbox"/> None of These																
DISCHARGE DATA (Use additional forms, if necessary) (See Instructions)																
OUTFALL NO. 1	<input type="checkbox"/> Proposed <input checked="" type="checkbox"/> Replacement <input type="checkbox"/> Existing <input type="checkbox"/> Expansion	TYPE OF WASTE Sanitary	TYPE OF TREATMENT Septic tanks & drainfield													
DESIGN FLOW 10,175 Gal/Day																
SURFACE DISCHARGE <input type="checkbox"/> Yes <input type="checkbox"/> No		If YES, Name of Receiving Waters														
SUBSURFACE DISCHARGE <input checked="" type="checkbox"/> Yes <input type="checkbox"/> No		If YES, Name of nearest surface waters Shinnecock Canal - Bay														
Distance 400 Ft		SOIL TYPE Sand	Depth to Water Table 5+ feet													
OUTFALL NO.	<input type="checkbox"/> Proposed <input type="checkbox"/> Replacement <input type="checkbox"/> Existing <input type="checkbox"/> Expansion	TYPE OF WASTE	TYPE OF TREATMENT													
DESIGN FLOW Gal/Day																
SURFACE DISCHARGE <input type="checkbox"/> Yes <input type="checkbox"/> No		If YES, Name of Receiving Waters														
SUBSURFACE DISCHARGE <input type="checkbox"/> Yes <input type="checkbox"/> No		If YES, Name of nearest surface waters														
Distance Ft		SOIL TYPE	Depth to Water Table													
OUTFALL NO.	<input type="checkbox"/> Proposed <input type="checkbox"/> Replacement <input type="checkbox"/> Existing <input type="checkbox"/> Expansion	TYPE OF WASTE	TYPE OF TREATMENT													
DESIGN FLOW Gal/Day																
SURFACE DISCHARGE <input type="checkbox"/> Yes <input type="checkbox"/> No		If YES, Name of Receiving Waters														
SUBSURFACE DISCHARGE <input type="checkbox"/> Yes <input type="checkbox"/> No		If YES, Name of nearest surface waters														
Distance Ft		SOIL TYPE	Depth to Water Table													
I hereby affirm under penalty of perjury that the information provided on this form and any attached supplemental forms is true to the best of my knowledge and belief. False statements made herein are punishable as a Class A misdemeanor pursuant to section 210.45 of the Penal Law.																
APPLICANT'S SIGNATURE (see Instructions) <i>Gregg Rechler</i>	DATE 5.13.16	PRINTED NAME Gregg Rechler	TITLE Managing Member													
PERMIT VALIDATION SECTION (Department of Environmental Conservation Use Only) This SPDES permit is issued in compliance with Title 8 of Article 17 of the Environmental Conservation Law of New York State and in compliance with the provisions of the Federal Water Pollution Control Act, as amended by the Federal Water Pollution Control Act Amendments of 1972, P.L. 92-500, October 18, 1972 (33 U.S.C. §1251 et. seq.) (hereinafter referred to as "the Act"), and subject to the attached conditions. <i>Gregg Kressner, Jr., Chief</i> Signature of Permit Issuing Agent		APPLICATION NUMBER NY - 0287121														
		EFFECTIVE DATE 2/01/2018	EXPIRATION DATE 1/31/2028													
		ATTACHMENTS: "OTHER CONDITIONS"														
CARD # 1	Type Est 06	Type Own 06	SIC CODE 70	# of Falls 74	Dis Class 75	CARD # 3	Region 71	County 72	Major Basin 74	Sub Basin 76	Compact Area 78	CARD # 6	Latitude 41 23 17 N	Longitude 72 32 10 W	CARD # 7	Lim Ind 57

CANOE PLACE INN
SPDES SITE PLAN
WITH PROPOSED
SANITARY SYSTEM



SCDHS COM# 0-0037
SCTM# 900-907-5-3&4

LOMBARDO ASSOCIATES, INC.

Environmental Engineers/Consultants
LOMBARDO ASSOCIATES, INC.

CANOE PLACE INN, SOUTHAMPTON, NY WASTEWATER SYSTEM
ENGINEERING REPORT
DECEMBER 22, 2016
PAGE 63

SPDES-D PERMIT NO. NY-0287121 (C09-15-0037)
OTHER CONDITIONS

- 1) That design and construction of all sewage and waste disposal systems be in accordance with the applicable standards of the Suffolk County Department of Health Services.
- 2) That use of the disposal facility not take place without the written approval of the Suffolk County Department of Health Services.
- 3) That the system be maintained to the satisfaction of the Suffolk County Department of Health Services.
- 4) That no industrial wastes be discharged into the sanitary system or anywhere else without written approval of the Suffolk County Department of Health Services.
- 5) The applicable groundwater standards not be violated.
- 6) At the discretion of the Suffolk County Department of Health Services, a means of flow measurement of wastes shall be provided.
- 7) That a representative of the Suffolk County Department of Health Services shall inspect the excavation, construction and backfilling operations for all non-residential sewage disposal facilities to ascertain that the system has been constructed in accordance with the approved plans.
- 8) That the approval of the waste disposal facilities does not constitute the approval of the structural stability of the system by the Suffolk County Department of Health Services.
- 9) That if change or revision to the approved plans are contemplated, such changes or revisions are to be submitted in writing to the Suffolk County Department of Health Services prior to any further approvals.
- 10) That the sewage disposal system is designed and the permit issued for the following type building: **LODGING FACILITY / COTTAGES**. Any change in use or occupancy other than that initially approved (e.g., dry store to wet store) will require a new submittal of plans and specifications to the Suffolk County Department of Health Services prior to said change.
- 11) In the event that a municipal or communal sewage disposal system or facility connecting therewith becomes available, any building or premises shall be connected to such municipal or communal sewage disposal systems and immediately thereafter the use of any other sewage disposal system or facility shall be discontinued.
- 12) Where plans and construction have been approved for the installation of a private well supply, and subsequently a public water source is made available, said building or premises shall connect to such public water source and the use of the private well supply discontinued.
- 13) That if transfer of the permit and its attendant obligations to another permittee is desired, the permittee of record and the assuming permittee shall so petition the Suffolk County Department of Health Services and the New York State Department of Environmental Conservation in writing. Transfer shall become effective on the date prescribed in the written notification of such transfer to be furnished to both the original and the assuming permittees by the New York State Department of Environmental Conservation.

COUNTY OF SUFFOLK

10/28/17
12/28/20



STEVEN BELLONE
SUFFOLK COUNTY EXECUTIVE

~~Revised Plan Approved 6/2/17
12/28/20~~

DEPARTMENT OF HEALTH SERVICES

JAMES L. TOMARKEN, MD, MPH, MBA, MSW
Commissioner

PERMIT CONDITIONS

Health Services Reference # COA-15-0037

Project Name Canoe Place Inn + Cottages

The attached plan, when duly signed by a representative of the department, in conjunction with these conditions, constitutes a permit to construct a water supply and/or a sewage disposal or collection system for the property as depicted. The applicant should take note of any conditions of approval, which may be indicated on the plan or enclosed herein. Construction must conform with applicable standards including **“Standards for Approval of Plans and Construction for Sewage Disposal Systems for Other than Single Family Residences.”** Omissions, inconsistencies or lack of detail on the plan do not release the applicant from the responsibility of having the construction done in conformance with applicable standards. Issuance of this permit shall in no way relieve the design professional of responsibility for the adequacy of the complete design.

The permit (plan) expires three (3) years after the approval date. Any modification which may affect the proposed sewage disposal or water supply systems requires submission of a revised plan and additional fees (if applicable) for reapproval prior to construction. No inspections will be performed by the department on expired permits.

Permits may be renewed, extended, transferred, or revised in accordance with the procedures described in **Instructions to Renew, Extend, or Transfer an Existing Permit for Other than Single Family Residences (Form WWM-081).**

It is the applicant’s responsibility to call the department *in advance* to arrange inspections of the sewage disposal and/or water supply facilities prior to backfilling. These include inspections of the sewage collection and disposal systems, water supply system components and piping, and final grading as shown on the approved plans. In certain cases, inspections of the soil excavation may be required to determine the acceptability of the soils for sewage disposal systems. **The department must be notified at least 48 hours in advance to schedule an inspection by calling 852-5754; and excavation inspections must also be confirmed by calling 852-5700 prior to 9:30 a.m., the morning of the inspection.** *Article VII of the Suffolk County Code, “Septic Industry Businesses,” requires that all installers of septic systems within Suffolk County shall possess a valid license from the Suffolk County Office of Consumer Affairs. This office can refuse to perform inspections or grant final approval for the construction of projects that are installed by an unlicensed individual. It is, therefore, in your best interest to utilize a cesspool contractor with a valid license to avoid substantial delays in your project.*

Final approval issued by the Department is necessary prior to the occupancy of new buildings, additions to existing buildings, or for the use of sewage disposal or water supply systems.

SEE PAGE 2

HD Ref. No. 09-15-0037 Project Name Canoe Place Inn + Cottages

CONDITIONS FOR OBTAINING FINAL APPROVAL OF CONSTRUCTED PROJECT

As a condition of this permit to construct, the following items must be completed as a minimum, prior to building occupancy and use of the sewage disposal system or water supply facilities. For further information concerning this, refer to **Instructions For Obtaining Final Health Department Approval Of Constructed Projects For Other Than Single Family Residences** (Form WWM-19).

- Excavation Inspection by the Office of Wastewater Management prior to installation of any leaching pools to determine acceptability of soils. (Call 852-5754 to schedule an inspection *and confirm by calling 852-5700 prior to 9:30 a.m., the morning of the inspection.*)
- Satisfactory inspection by Office of Wastewater Management of the sewage disposal system / sewage treatment system. (Call 852-5754 to schedule an inspection.)
- Satisfactory inspection of the water supply system by:
 - Office of Wastewater Management (Call 852-5754 to schedule an inspection.)
 - Office of Water Resources, Water Quality Unit (Call 852-5810 for inspection.)
- Satisfactory inspection by the Office of Pollution Control (Call 854-2502 for inspection.)
 - Storage tanks
 - Other: _____
- Application for a Food Permit to the Food Control Unit (Call 852-5873 for instructions.)
- Four (4) prints of an As-Built plan
- "Tap letter" from water district
- Certifications from the licensed sewage disposal system installer:
 - "S-9 form" from Suffolk County Department of Public Works (SCDPW)
 - Sewer district approval of sewer line installation (for other than SCDPW districts)
 - Well drillers certificate
 - Water analysis *(enclosed)*
- Certification of Sewage Disposal System Abandonment (form WWM-080)
- Design Professionals Certification of Constructed Works (form WWM-073, enclosed) for:
 - Sewer lines and sewage collection system
 - Retaining walls (approved as part of the sewage disposal system)
 - Sewage pump station/valve chamber
 - Sub-surface sewage disposal system
 - Sewage treatment plant
 - Water supply system
 - Abandonment of Preexisting sewage disposal system and/or water supply
 - Other: _____

Other: (i) call John Schyman, PE to schedule Pump Station Final Inspection @ 631-852-5750

DECLARATION OF COVENANTS AND RESTRICTIONS

THIS DECLARATION, made the 18 day of September, 2017, by R SQUARED INV HB LLC, a Delaware limited liability company authorized to transact business in the State of New York with offices at 85 South Service Road, Plainview, New York 11803, hereinafter referred to as "Declarant."

WITNESSETH:

WHEREAS, Declarant is the owner of certain real property known as the Canoe Place Inn (SCTM Nos.: 0900-207-5-3 & 4), located in Hampton Bays, Town of Southampton, County of Suffolk and State of New York, more particularly bounded and described as set forth in **Schedule "A"** annexed hereto (hereinafter the "Canoe Place Inn," or the "Premises"); and

WHEREAS, Declarant has made application to the Planning Board of the Town of Southampton (hereinafter referred to as the "Planning Board") for site plan approval for construction, use and/or occupancy of said Premises as depicted on the site plan prepared by Sidney B. Bowne & Son, LLP dated May 20, 2015, which site plan was approved by resolution of the Planning Board adopted March 9, 2017; and

WHEREAS, pursuant to said approval, the applicant has agreed to the installation of a new conventional on-site sanitary treatment system and use of a nitrogen reducing Permeable Reactive Barrier (PRB) along appropriate portions of the downgradient borders of the property that will result in a minimum 94% wastewater nitrogen mass removal from the CPI property, subject to a monitoring program with regular reporting as approved by the Planning Board.

WHEREAS, for and in consideration of the granting of said approval, the Planning Board has deemed it to be in the best interests of the Town of Southampton and the owners and prospective owners of the Premises that the within covenants and restrictions be imposed on the

c:\users\kmeccabe\recl\recl\equity\appdata\local\microsoft\windows\temporary internet files\content.outlook\8r7rcvrr\cpi dcrr-peb.doc

Premises, and as a condition of said approval, said Planning Board has required that the within declaration be recorded in the Suffolk County Clerk's Office; and

WHEREAS, Declarant has considered the foregoing and has determined that the same will be in the best interests of Declarant and subsequent lessees/owners of the premises;

NOW, THEREFORE, THIS DECLARATION WITNESSETH:

That Declarant, for the purpose of carrying out the intentions above expressed, does hereby make known, admit, publish, covenant and agree that the said Premises herein described shall hereafter be subject to the following covenants and restrictions which shall run with the land and shall be binding upon all purchasers and holders of said Premises, their heirs, executors, legal representatives, distributees, successors and assigns, to wit:

the Declarant agrees to institute and conduct a wastewater/groundwater quality monitoring program on the Premises as contained in and provided for in the "Canoe Place Inn Site Characterization Report" prepared by Lombardo Associates, Inc., updated as of June 29, 2017 and approved by the Town of Southampton Planning Board.

The covenants and restrictions contained herein shall be construed to be in addition to and not derogation of or limitation upon any local, state or federal laws, ordinances, regulations or provisions in effect at the time of execution of this Declaration or at the time such laws, ordinances, regulations and/or provisions may hereafter be revised, amended or promulgated.

In the event the wastewater/groundwater quality monitoring results from the PRB as approved and installed does not result in a minimum 94% wastewater nitrogen mass removal from the premises over a two (2) year testing period, then the Planning Board, after due notice and an opportunity for the owner to be heard, may consider reasonable mitigation measures as may be reasonably necessary and achievable under existing technology.

The covenants and restrictions contained herein shall be enforceable by the Town of Southampton, by injunctive relief or by any other remedy in equity or at law. The failure of the Town of Southampton or any of its agencies to enforce the same shall not be deemed to affect the validity of this Declaration nor to impose any liability whatsoever upon the Town of Southampton or any officer or employee thereof.


If any section, subsection, paragraph, clause, phrase or provision of this Declaration shall, by a court of competent jurisdiction, be adjudged illegal, unlawful or held to be unconstitutional, the same shall not affect the validity of this Declaration as a whole, or any other part or provision hereof other than the part so adjudged to be illegal, unlawful, invalid or unconstitutional.

The within Declaration is made subject to the provisions of all applicable laws required by law or by their provisions to be incorporated herein and made a part hereof, as though fully set forth herein.

The within Declaration shall run with the land and shall be binding upon Declarant, its successors and assigns, and upon all persons or entities claiming under them, and may not be annulled, waived, changed, modified, terminated, revoked or amended by subsequent owners of the premises unless and until approved by a majority plus one vote of the Planning Board of the Town of Southampton or its successor, following a public hearing.

IN WITNESS WHEREOF, Declarant has hereunto set its hand and seal the date and year first above written.

R SQUARED INV HB LLC

By:  _____
Gregg Reehler, Authorized Signatory

APPENDIX B DAILY WASTEWATER FLOWS

Table B-1 CPI Monthly Average Daily Wastewater Flows

Month	Average Daily Flow (gpd)
Sep-24	5,547
Oct-24	3,976
Nov-24	3,629
Dec-24	4,440
Jan-25	2,685
Feb-25	783
Mar-25	8
Apr-25	859
May-25	5,331
Jun-25	7,223
Jul-25	8,717
Aug-25	9,288

Table B-2 Daily Wastewater Flows, September 2024 to December 2024

Date	Effluent Flow (gpd)	Date	Effluent Flow (gpd)	Date	Effluent Flow (gpd)	Date	Effluent Flow (gpd)
9/1/2024	9,402	10/1/2024	2,840	11/1/2024	3,708	12/1/2024	3,688
9/2/2024	7,454	10/2/2024	2,909	11/2/2024	3,098	12/2/2024	2,132
9/3/2024	5,885	10/3/2024	3,743	11/3/2024	2,179	12/3/2024	2,887
9/4/2024	5,086	10/4/2024	6,845	11/4/2024	2,182	12/4/2024	2,152
9/5/2024	4,476	10/5/2024	8,610	11/5/2024	1,430	12/5/2024	4,706
9/6/2024	5,295	10/6/2024	5,167	11/6/2024	2,900	12/6/2024	3,828
9/7/2024	678	10/7/2024	4,424	11/7/2024	2,900	12/7/2024	6,092
9/8/2024	2,141	10/8/2024	2,717	11/8/2024	4,434	12/8/2024	3,781
9/9/2024	2,978	10/9/2024	3,778	11/9/2024	6,625	12/9/2024	3,749
9/10/2024	4,424	10/10/2024	4,060	11/10/2024	4,415	12/10/2024	2,966
9/11/2024	3,554	10/11/2024	7,174	11/11/2024	2,954	12/11/2024	5,307
9/12/2024	3,534	10/12/2024	8,132	11/12/2024	3,664	12/12/2024	2,948
9/13/2024	5,933	10/13/2024	5,531	11/13/2024	2,973	12/13/2024	4,121
9/14/2024	9,470	10/14/2024	4,018	11/14/2024	3,842	12/14/2024	7,230
9/15/2024	7,422	10/15/2024	3,699	11/15/2024	4,528	12/15/2024	3,831
9/16/2024	5,874	10/16/2024	3,942	11/16/2024	5,131	12/16/2024	2,889
9/17/2024	5,093	10/17/2024	4,026	11/17/2024	3,010	12/17/2024	3,041
9/18/2024	7,709	10/18/2024	3,714	11/18/2024	2,125	12/18/2024	4,129
9/19/2024	6,049	10/19/2024	6,425	11/19/2024	2,150	12/19/2024	4,160
9/20/2024	6,052	10/20/2024	4,428	11/20/2024	2,169	12/20/2024	4,710
9/21/2024	10,013	10/21/2024	3,637	11/21/2024	3,676	12/21/2024	5,558
9/22/2024	5,983	10/22/2024	2,934	11/22/2024	4,068	12/22/2024	5,124
9/23/2024	4,514	10/23/2024	740	11/23/2024	4,727	12/23/2024	3,964
9/24/2024	5,302	10/24/2024	1,472	11/24/2024	3,781	12/24/2024	5,639
9/25/2024	5,164	10/25/2024	2,236	11/25/2024	2,175	12/25/2024	4,680
9/26/2024	5,340	10/26/2024	4,520	11/26/2024	2,644	12/26/2024	4,653
9/27/2024	6,075	10/27/2024	3,610	11/27/2024	2,973	12/27/2024	4,733
9/28/2024	6,088	10/28/2024	1,416	11/28/2024	5,068	12/28/2024	5,600
9/29/2024	5,116	10/29/2024	2,124	11/29/2024	6,162	12/29/2024	6,383
9/30/2024	4,311	10/30/2024	2,926	11/30/2024	7,168	12/30/2024	5,339
Average	5,547	10/31/2024	1,447	Average	3,629	12/31/2024	7,615
		Average	3,976			Average	4,440

Table B-3 Daily Wastewater Flows, January 2025 to April 2025

Date	Effluent Flow (gpd)	Date	Effluent Flow (gpd)	Date	Effluent Flow (gpd)	Date	Effluent Flow (gpd)
1/1/2025	4,674	2/1/2025	4,645	3/1/2025		4/1/2025	4
1/2/2025	2,983	2/2/2025	2,174	3/2/2025		4/2/2025	6
1/3/2025	3,705	2/3/2025	721	3/3/2025		4/3/2025	9
1/4/2025	5,547	2/4/2025	673	3/4/2025	1	4/4/2025	11
1/5/2025	2,994	2/5/2025	0	3/5/2025	1	4/5/2025	16
1/6/2025	678	2/6/2025	665	3/6/2025	2	4/6/2025	6
1/7/2025	965	2/7/2025	2,929	3/7/2025	6	4/7/2025	2
1/8/2025	688	2/8/2025	3,690	3/8/2025	4	4/8/2025	
1/9/2025	2,210	2/9/2025	2,310	3/9/2025	4	4/9/2025	2
1/10/2025	4,759	2/10/2025		3/10/2025		4/10/2025	4
1/11/2025	4,696	2/11/2025	77	3/11/2025	0	4/11/2025	6
1/12/2025	3,669	2/12/2025	31	3/12/2025	0	4/12/2025	11
1/13/2025	683	2/13/2025	32	3/13/2025	5	4/13/2025	7
1/14/2025	0	2/14/2025	9	3/14/2025		4/14/2025	2
1/15/2025	693	2/15/2025	11	3/15/2025		4/15/2025	
1/16/2025	3,945	2/16/2025	11	3/16/2025	20	4/16/2025	2
1/17/2025	3,809	2/17/2025	2	3/17/2025	0	4/17/2025	5
1/18/2025	3,820	2/18/2025	0	3/18/2025		4/18/2025	5
1/19/2025	3,683	2/19/2025	0	3/19/2025		4/19/2025	
1/20/2025	3,585	2/20/2025	5	3/20/2025		4/20/2025	
1/21/2025	1,951	2/21/2025	5	3/21/2025		4/21/2025	
1/22/2025	685	2/22/2025	10	3/22/2025		4/22/2025	
1/23/2025	2,906	2/23/2025	10	3/23/2025		4/23/2025	
1/24/2025	3,571	2/24/2025	10	3/24/2025	26	4/24/2025	19
1/25/2025	3,746	2/25/2025		3/25/2025	36	4/25/2025	3,702
1/26/2025	3,946	2/26/2025		3/26/2025	4	4/26/2025	7,529
1/27/2025	2,186	2/27/2025		3/27/2025	11	4/27/2025	4,530
1/28/2025	0	2/28/2025		3/28/2025	11	4/28/2025	
1/29/2025	668	Average	783	3/29/2025	13	4/29/2025	1,505
1/30/2025	2,208			3/30/2025	10	4/30/2025	1,512
1/31/2025	3,576			3/31/2025	4	Average	859
Average	2,685			Average	8		

Table B-4 Daily Wastewater Flows, May 2025 to August 2025

Date	Effluent Flow (gpd)	Date	Effluent Flow (gpd)	Date	Effluent Flow (gpd)	Date	Effluent Flow (gpd)
5/1/2025	3,325	6/1/2025	6,157	7/1/2025	7,508	8/1/2025	8,884
5/2/2025	4,994	6/2/2025	3,626	7/2/2025	7,373	8/2/2025	10,179
5/3/2025	6,544	6/3/2025	3,756	7/3/2025	8,931	8/3/2025	9,643
5/4/2025	6,241	6/4/2025	3,523	7/4/2025	10,227	8/4/2025	7,893
5/5/2025	1,119	6/5/2025	6,147	7/5/2025	9,909	8/5/2025	7,930
5/6/2025	3,851	6/6/2025	7,323	7/6/2025	10,005	8/6/2025	9,236
5/7/2025	4,027	6/7/2025	7,385	7/7/2025	6,106	8/7/2025	3,090
5/8/2025	4,512	6/8/2025	9,973	7/8/2025	6,024	8/8/2025	14,358
5/9/2025	6,545	6/9/2025	5,820	7/9/2025	6,186	8/9/2025	10,359
5/10/2025	7,546	6/10/2025	6,065	7/10/2025	8,239	8/10/2025	12,061
5/11/2025	7,876	6/11/2025	5,932	7/11/2025	9,701	8/11/2025	7,940
5/12/2025	2,691	6/12/2025	7,931	7/12/2025	10,491	8/12/2025	6,743
5/13/2025	3,718	6/13/2025	8,632	7/13/2025	10,219	8/13/2025	8,706
5/14/2025	4,721	6/14/2025	9,085	7/14/2025	7,109	8/14/2025	10,473
5/15/2025	2,714	6/15/2025	7,407	7/15/2025	7,929	8/15/2025	8,859
5/16/2025	4,536	6/16/2025	5,075	7/16/2025	7,374	8/16/2025	11,126
5/17/2025	6,791	6/17/2025	6,967	7/17/2025	6,324	8/17/2025	10,913
5/18/2025	7,238	6/18/2025	6,781	7/18/2025	8,765	8/18/2025	8,987
5/19/2025	6,088	6/19/2025	7,302	7/19/2025	10,091	8/19/2025	8,267
5/20/2025	4,635	6/20/2025	9,231	7/20/2025	13,068	8/20/2025	8,411
5/21/2025	4,175	6/21/2025	11,360	7/21/2025	8,557	8/21/2025	10,581
5/22/2025	6,872	6/22/2025	8,737	7/22/2025	6,471	8/22/2025	8,566
5/23/2025	6,391	6/23/2025	7,281	7/23/2025	8,844	8/23/2025	9,949
5/24/2025	6,541	6/24/2025	6,002	7/24/2025	9,146	8/24/2025	7,423
5/25/2025	7,843	6/25/2025	5,617	7/25/2025	13,063	8/25/2025	8,682
5/26/2025	5,938	6/26/2025	6,316	7/26/2025	11,547	8/26/2025	11,657
5/27/2025	3,885	6/27/2025	7,822	7/27/2025	9,322	8/27/2025	10,236
5/28/2025	4,397	6/28/2025	9,227	7/28/2025	7,804	8/28/2025	7,397
5/29/2025	5,125	6/29/2025	11,709	7/29/2025	6,312	8/29/2025	8,837
5/30/2025	6,225	6/30/2025	8,489	7/30/2025	7,637	8/30/2025	9,649
5/31/2025	8,158	Average	7,223	7/31/2025	9,938	8/31/2025	10,888
Average	5,331			Average	8,717	Average	9,288

APPENDIX C GROUNDWATER & WASTEWATER QUALITY DATA

<https://tidesandcurrents.noaa.gov/noaatideannual.html?id=8512451>

Table C-0 presents the list of tables with the groundwater and wastewater quality data.

Table C-0 Table of Groundwater & Wastewater Data Tables

Table #	Date of Data Collection
C-1	26-Sep-24
C-2	24-Oct-24
C-3	16-Jan-25
C-4	23-Apr-25
C-5	28-May-25
C-6	24-Jun-25
C-7	30-Jul-25
C-8	14-Aug-25

Table C-1 September 26, 2024 Groundwater and Wastewater Quality Data

Canoe Place Inn - PRB N Removal Data												
Sampling Date	9/26/2024	Field Measurements -Max				Laboratory Measurements						
Location Label	pH	Temp (°C)	Temp (°F)	Specific Conductivity	Dissolved Oxygen (mg/L)	Alkalinity (mg/L as CaCO3)	TKN (mg/L)	Organic-N (mg/L)	Ammonia-N (mg/L)	Nitrite-N (mg/L)	Nitrate-N (mg/L)	Total N (mg/L)
BG 1	6.57	21.1	69.98	1132	1.88	290	4.09	2.5	1.59	<0.0500	12.8	16.9
BG 2	5.87	15.8	60.4	502	6.47	10	2.34	2.14	0.202	<0.0500	8.44	10.8
DG 0.5	6.16	18.3	64.9	689	4.74	22	1.44	1.44	<0.0500	<0.0500	5.15	6.59
DG 1.0	6.39	18.3	64.9	731	1.12	170	0.805	0.636	0.169	<0.0500	0.608	1.41
DG 1.5	6.73	17.8	64.0	1153	2.25	460	12.3	0.4	11.9	<0.0500	0.068	12.4
DG 2.0	6.29	19.5	67.1	801	1.58	310	3.76	<0.100	3.74	<0.0500	<0.0500	3.76
DG 3.0	6.20	19.2	66.6	627	2.40	190	3	1.32	1.68	<0.0500	<0.0500	3
Waste Water Effluent	8.65	26.8	80.2	2180	0.46	890	36.8	4.3	32.5	<0.0500	<0.0500	36.8
Averages	pH	Temp (°C)	Temp (°F)	Specific Conductivity	Dissolved Oxygen (mg/L)	Alkalinity (mg/L as CaCO3)	TKN (mg/L)	Organic-N (mg/L)	Ammonia-N (mg/L)	Nitrite-N (mg/L)	Nitrate-N (mg/L)	Total N (mg/L)
BG Wells	6.22	18.5	65.21	817	4.18	150	3.22	2.32	0.90	<0.0500	10.6	13.9
Downgradient Wells	6.38	18.2	64.79	796	1.80	252	4.40	0.73	3.90	<0.0500	4.84	7.63
Wastewater	8.65	26.8	80.24	2180	0.46	890	36.8	4.30	32.5	<0.0500	<0.0500	36.8

Table C-2 October 23, 2024 Groundwater and Wastewater Quality Data

Canoe Place Inn - PRB N Removal Data												
Sampling Date	24-Oct-24	Field Measurements -Max				Laboratory Measurements						
Location Label	pH	Temp (°C)	Temp (°F)	Specific Conductivity	Dissolved Oxygen (mg/L)	Alkalinity (mg/L as CaCO3)	TKN (mg/L)	Organic-N (mg/L)	Ammonia-N (mg/L)	Nitrite-N (mg/L)	Nitrate-N (mg/L)	Total N (mg/L)
BG2	5.64	16.8	62.24	558	6.54	6	1.5	1.42	0.0752	<0.0500	8.32	9.82
BG1	6.56	18.7	65.66	701	3.35	170	1.42	1.42	<0.0500	<0.0500	17.8	19.2
DG 0.5	5.75	17.4	63.32	470	5.65	16	1.65	1.65	<0.0500	<0.0500	7.56	9.21
DG 1.0	6.30	17.5	63.50	726	2.00	130	1.66	1.38	0.284	<0.0500	1.54	3.2
DG 1.5	6.64	17.0	62.60	1094	1.56	390	14.8	2	12.8	<0.0500	3.25	18
DG2	6.32	18.0	64.40	865	1.25	330	5.45	0.14	5.31	<0.0500	<0.0500	5.45
DG3	6.21	17.6	63.68	754	2.42	270	3.46	1.54	1.92	<0.0500	<0.0500	3.46
Waste Water Effluent	8.72	25.1	77.18	1997	~	900	55.5	5.5	50	<0.0500	<0.0500	55.5
Averages	pH	Temp (°C)	Temp (°F)	Specific Conductivity	Dissolved Oxygen (mg/L)	Alkalinity (mg/L as CaCO3)	TKN (mg/L)	Organic-N (mg/L)	Ammonia-N (mg/L)	Nitrite-N (mg/L)	Nitrate-N (mg/L)	Total N (mg/L)
BG Wells	6.10	17.8	63.95	630	4.95	88	1.46	1.42	0.04	<0.0500	13.1	14.51
Downgradient Wells	6.40	16.9	62.48	890	1.63	290	6.25	1.12	5.13	<0.0500	5.07	9.62
Wastewater	8.72	25.1	77.18	1997	~	900	55.5	5.50	50.0	<0.0500	<0.0500	55.5

Table C-3 January 16, 2025 Groundwater and Wastewater Quality Data

Canoe Place Inn - PRB N Removal Data												
Sampling Date : 01/16/2025		Field Measurements -Max				Laboratory Measurements						
Location Label	pH	Temp (°C)	Temp (°F)	Specific Conductivity	Dissolved Oxygen (mg/L)	Alkalinity (mg/L as CaCO3)	TKN (mg/L)	Organic-N (mg/L)	Ammonia-N (mg/L)	Nitrite-N (mg/L)	Nitrate-N (mg/L)	Total N (mg/L)
						2.0	0.40	0.10	0.05	0.05	0.05	0.05
BG 1	6.98	7.0	44.60	954	2.14	350	1.26	1.26	<0.0500	<0.0500	30.4	31.7
BG 2	6.70	8.1	46.58	527	7.50	8	1.56	1.56	<0.0500	<0.0500	9.54	11.1
DG 0.5	6.70	8.4	47.12	343	5.80	16	1.23	1.23	<0.0500	<0.0500	7.9	9.13
DG 1.0	6.50	9.0	48.20	434	5.54	100	1.14	0.997	0.143	<0.0500	4.5	5.64
DG 1.5	6.67	6.8	44.24	817	4.29	410	8.55	<0.0500	8.55	<0.0500	2.35	10.9
DG 2.0	6.39	7.7	45.86	707	1.79	320	6.4	0.25	6.15	<0.0500	<0.0500	6.4
DG 3.0	6.43	9.1	48.38	581	2.80	260	1.7	0.47	1.23	<0.0500	0.058	1.76
Averages	pH	Temp (°C)	Temp (°F)	Specific Conductivity	Dissolved Oxygen (mg/L)	Alkalinity (mg/L as CaCO3)	TKN (mg/L)	Organic-N (mg/L)	Ammonia-N (mg/L)	Nitrite-N (mg/L)	Nitrate-N (mg/L)	Total N (mg/L)
BG Wells	6.84	7.55	45.6	741	4.82	179	1.41	1.41	<0.0500	<0.0500	20.0	21.4
Downgradient Wells	6.66	8.38	47.1	578	4.31	210	3.32	0.75	2.70	<0.0500	4.08	6.72

Table C-4 April 23, 2025 Groundwater and Wastewater Quality Data

Sampling Date	23-Apr-25	Field Measurements -Max				Laboratory Measurements						
Location Label	pH	Temp (°C)	Temp (°F)	Specific Conductivity	Dissolved Oxygen (mg/L)	Alkalinity (mg/L as CaCO3)	TKN (mg/L)	Organic-N (mg/L)	Ammonia-N (mg/L)	Nitrite-N (mg/L)	Nitrate-N (mg/L)	Total N (mg/L)
BG 1	6.74	18.3	64.94	772	3.42	380	1.87	1.87	<0.0500	<0.0500	15.9	17.8
BG 2	5.42	18.8	65.84	358	5.71	12	1.79	1.67	0.116	<0.0500	10	11.8
DG 0.5	5.55	17.7	63.86	392	5.98	12	1.5	1.36	0.143	<0.0500	5.81	7.31
DG1.0	5.87	17.1	62.78	362	2.00	28	1.72	1.62	0.0969	<0.0500	7.09	8.81
DG 1.5	6.20	14.7	58.46	403	1.84	140	1.39	0.79	0.6	<0.0500	<0.0500	1.39
DG 2.0	6.22	14.6	58.28	484	2.05	210	1.26	0.319	0.941	<0.0500	<0.0500	1.26
DG 3.0	6.09	16.1	60.98	471	1.95	200	0.89	0.103	0.787	<0.0500	0.115	1
Waste Water	7.17	21.6	70.88	949	0.58	460	24.6	<0.100	24.6	<0.0500	<0.0500	24.6
Averages	pH	Temp (°C)	Temp (°F)	Specific Conductivity	Dissolved Oxygen (mg/L)	Alkalinity (mg/L as CaCO3)	TKN (mg/L)	Organic-N (mg/L)	Ammonia-N (mg/L)	Nitrite-N (mg/L)	Nitrate-N (mg/L)	Total N (mg/L)
BG Wells	6.08	18.6	65.4	565	4.57	196	1.79	1.67	0.06	<0.0500	12.95	14.8
Downgradient Wells	6.09	15.1	59.2	407	2.12	115	1.52	1.79	0.43	<0.0500	3.26	4.78
Wastewater	7.17	21.6	70.9	949	0.58	460	24.6	<0.100	24.6	<0.0500	<0.0500	24.6

Table C-5 May 28, 2025 Groundwater and Wastewater Quality Data

Canoe Place Inn - PRB N Removal Data											
Sampling Date :	28-May-25	Field Measurements -Max					Laboratory Measurements				
Location Label	pH	Temp (°C)	Temp (°F)	Specific Conductivity	Dissolved Oxygen (mg/L)	TKN (mg/L)	Organic-N (mg/L)	Ammonia-N (mg/L)	Nitrite-N (mg/L)	Nitrate-N (mg/L)	Total N (mg/L)
						0.400	0.100	0.0500	0.0500	0.0500	0.0500
BG 1	6.88	18.6	65.48	998	3.99	3.19	3.08	0.018	<0.0500	18.8	22
BG 2	5.61	16.9	62.42	528	8.35	2.01	1.9	0.0731	<0.0500	11	13
DG 0.5	6.57	17.9	64.22	551	5.04	0.715	0.715	<0.0500	<0.0500	4.97	5.68
DG1.0	6.20	20.0	68.00	527	2.25	0.85	0.85	<0.0500	<0.0500	6.24	7.09
DG 1.5	6.58	19.0	66.20	730	1.84	3.8	1.15	2.65	<0.0500	0.102	3.9
DG 2.0	6.15	16.9	62.42	550	2.44	3.58	1.68	1.9	<0.0500	2.31	5.89
DG 3.0	6.24	15.6	60.08	696	2.38	1.34	0.347	0.993	<0.0500	0.0571	1.4
Waste Water	7.37	31.3	88.30	1325	0.79	29.1	0.20	28.9	<0.0500	<0.0500	29.1
Averages	pH	Temp (°C)	Temp (°F)	Specific Conductivity	Dissolved Oxygen (mg/L)	TKN (mg/L)	Organic-N (mg/L)	Ammonia-N (mg/L)	Nitrite-N (mg/L)	Nitrate-N (mg/L)	Total N (mg/L)
BG Wells	6.25	17.75	64.0	763	6.17	2.01	1.90	0.0	<0.0500	14.90	17.50
Downgradient Wells	6.39	17.07	62.7	669	3.05	2.38	1.22	1.39	<0.0500	4.50	6.88
Wastewater	7.37	31.3	88.30	1325	0.79	29.1	0.20	28.9	<0.0500	<0.0500	29.1

Table C-6 June 24, 2025 Groundwater and Wastewater Quality Data

Canoe Place Inn - PRB N Removal Data												
Sampling Date	24-Jun-25	Field Measurements -Max					Laboratory Measurements					
Location Label	pH	Temp (°C)	Temp (°F)	Specific Conductivity	Dissolved Oxygen (mg/L)	Alkalinity (mg/L as CaCO3)	TKN (mg/L)	Organic-N (mg/L)	Ammonia-N (mg/L)	Nitrite-N (mg/L)	Nitrate-N (mg/L)	Total N (mg/L)
Lab Level of Quantification (LOQ)						2.0	0.400	0.100	0.0500	0.0500	0.0500	0.0500
BG 1	6.70	20.1	68.18	742	4.00	150	2.32	2.32	<0.0500	<0.0500	20.1	22.4
BG 2	5.82	22.0	71.60	552	8.35	2	1.28	1.1	0.185	<0.0500	9.59	10.9
DG 0.5	6.40	17.6	63.68	533	5.26	60	0.79	0.79	<0.0500	<0.0500	5.25	6.04
DG 1.0	6.33	17.1	62.78	557	3.02	120	1.55	1.46	0.0927	<0.0500	3.38	4.93
DG 1.5	6.64	20.2	68.36	875	2.52	280	5.65	0.47	5.18	<0.0500	0.923	6.57
DG 2	6.51	21.4	70.52	795	1.49	260	4.54	0.41	4.13	<0.0500	0.758	5.3
DG 3	6.45	23.9	75.02	670	2.70	230	2.28	0.78	1.41	<0.0500	0.242	2.52
Waste Water	8.93	34.1	93.38	1415	0.06	600	40	11.1	28.9	<0.0500	<0.0500	40
Averages												
	pH	Temp (°C)	Temp (°F)	Specific Conductivity	Dissolved Oxygen (mg/L)	Alkalinity (mg/L as CaCO3)	TKN (mg/L)	Organic-N (mg/L)	Ammonia-N (mg/L)	Nitrite-N (mg/L)	Nitrate-N (mg/L)	Total N (mg/L)
BG Wells	6.26	21.1	69.9	647	6.18	76	1.28	0.6	<0.0500	<0.0500	14.8	16.7
Downgradient Wells	6.47	20.04	68.07	686.00	3.00	190.00	2.96	0.78	2.70	<0.0500	2.11	5.07
Wastewater	8.93	34.1	93.4	1415	0.06	600	40	11.1	28.9	<0.0500	<0.0500	40.0

Table C-7 July 30, 2025 Groundwater and Wastewater Quality Data

Canoe Place Inn - PRB N Removal Data											
Sampling Date 07/30/2025		Field Measurements -Max					Laboratory Measurements				
Location Label	pH	Temp (°C)	Temp (°F)	Specific Conductivity	Dissolved Oxygen (mg/L)	TKN (mg/L)	Organic-N (mg/L)	Ammonia-N (mg/L)	Nitrite-N (mg/L)	Nitrate-N (mg/L)	Total N (mg/L)
						0.400	0.100	0.0500	0.0500	0.0500	0.0500
BG 1	6.62	26.8	80.24	889	3.38	1.61	1.49	0.122	<0.0500	27.5	29.1
BG 2	5.96	24.3	75.74	401	6.46	1.6	1.18	0.422	<0.0500	6.92	8.52
DG 0.5	6.40	23.4	74.12	336	3.60	0.885	0.885	<0.0500	<0.0500	3.22	4.1
DG 1	6.45	24.1	75.38	571	1.81	1.38	1.28	0.103	<0.0500	2.00	3.38
DG 1.5	6.66	24.9	76.82	867	2.63	2.52	0.24	2.28	<0.0500	0.746	3.27
DG 2	6.49	26.5	79.70	844	1.10	4.62	0.27	4.35	<0.0500	<0.0500	4.62
DG 3	6.37	25.3	77.54	675	2.31	2.31	1.03	1.28	<0.0500	0.209	2.52
WASTE WATER	8.35	31.0	87.80	1510	0.32	25.8	2.1	23.7	<0.0500	<0.0500	25.8
Averages	pH	Temp (°C)	Temp (°F)	Specific Conductivity	Dissolved Oxygen (mg/L)	TKN (mg/L)	Organic-N (mg/L)	Ammonia-N (mg/L)	Nitrite-N (mg/L)	Nitrate-N (mg/L)	Total N (mg/L)
BG Wells	6.29	25.6	78.0	645	4.92	1.61	1.3	0.27	<0.0500	17.2	18.8
Downgradient Wells	6.65	25.5	77.8	920	2.37	2.53	0.78	1.75	0.06	4.45	7.00
Wastewater	8.35	31.0	87.8	1510	0.32	25.8	2.1	23.7	<0.0500	<0.0500	25.8

Table C-8 August 14, 2025 Groundwater and Wastewater Quality Data

Canoe Place Inn - PRB N Removal Data												
Sampling Date	14-Aug-25	Field Measurements - Max										
Location Label	pH	Temp (°C)	Temp (°F)	Specific Conductivity	Dissolved Oxygen (mg/L)	BOD (mg/L)	TKN (mg/L)	Organic-N (mg/L)	Ammonia-N (mg/L)	Nitrite-N (mg/L)	Nitrate-N (mg/L)	Total N (mg/L)
Lab Level of Quantification (LOQ)							0.400	0.100	0.0500	0.0500	0.0500	0.0500
BG 2	6.08	22.6	72.68	401	6.70	4.00	2.52	2.32	0.202	<0.0500	6.63	9.15
BG 1	6.75	22.9	73.22	1020	2.57	<2.4	2.76	2.76	<0.0500	<0.0500	28.1	30.9
DG 0.5	6.48	23.8	74.84	366	3.37	<50	1.09	1.09	<0.0500	<0.0500	3.45	4.54
DG 1	6.50	25.3	77.54	415	2.12	<50	1.42	1.35	0.0701	<0.0500	2.49	3.91
DG 1.5	6.70	24.2	75.56	611	2.31	50	2.12	0.79	1.33	<0.0500	0.856	2.98
DG 2	6.54	25.6	78.08	865	0.60	<50	7.65	0.21	7.44	<0.0500	<0.0500	7.65
DG 3	6.30	24.3	75.74	431	1.63	<50	1.89	0.55	1.34	<0.0500	0.159	2.05
Waste Water	8.66	27.9	82.22	1646	0.28	380	31.7	0.1	31.6	<0.0500	<0.0500	31.7
Averages												
	pH	Temp (°C)	Temp (°F)	Specific Conductivity	Dissolved Oxygen (mg/L)	BOD (mg/L)	TKN (mg/L)	Organic-N (mg/L)	Ammonia-N (mg/L)	Nitrite-N (mg/L)	Nitrate-N (mg/L)	Total N (mg/L)
BG Wells	6.42	22.8	73.0	711	4.64	2	2.64	2.54	0.10	<0.0500	17.4	20.0
Downgradient Wells	6.63	24.4	75.9	2,086	1.85	8	3.81	0.90	2.91	<0.0500	5.22	8.17
Wastewater	8.66	27.9	82.2	1646	0.28	380	32	0.10	31.6	<0.0500	<0.0500	31.7

APPENDIX D GROUNDWATER & WASTEWATER QUALITY DATA – FIELD DATA & LAB REPORTS

Table D-0 presents the list of tables with the Field data sheets and Lab Reports for the groundwater and wastewater quality data.

Table D-0 Table of Field Data and Lab Report Tables

Table #	Date of Data Collection	Field Measurements	Certified Lab Reports
D-1	26-Sep-24	✓	✓
D-2	24-Oct-24	✓	✓
D-3	16-Jan-25	✓	✓
D-4	23-Apr-25	✓	✓
D-5	28-May-25	✓	✓
D-6	24-Jun-25	✓	✓
D-7	30-Jul-25	✓	✓
D-8	14-Aug-25	✓	✓



Maximum Environmental Management, Inc.

1170 Lincoln Avenue – Suite 4

Holbrook, NY 11741

Phone: (631) 589-1225 * Fax: (631) 589-1157

October 2nd, 2024

Pio Lombardo, P.E.
Lombardo Associates, Inc.
53 Hill Street
Southampton, NY 11968

Re: Canoe Place Inn Monitoring Wells ~ Groundwater Sampling Program
Maximum Project #: 2409410
Date Collected: 09/26/2024

Mr. Lombardo:

In response to your request, Maximum Environmental Management, Inc. is pleased to present the following with respect to Canoe Place Inn Monitoring Wells for the Groundwater Sampling Program. The purpose of this project was to collect the Monitoring Well Samples in accordance with the project outline (provided by Lombardo Associates, Inc.) and analyze the samples as requested.

Samples were collected at groundwater monitoring locations under the direction of Lombardo Associates, Inc. Field Parameters were inclusive of pH, Temperature, Conductivity, Dissolved Oxygen, Depth to Water and Depth to Bottom. The technician followed the New York State Department of Environmental Conservation's Protocol for sampling Groundwater Monitoring Wells. Please note that this protocol required well purging/evacuation of the water column in the monitoring well prior to sample collection, three (3) to five (5) times the amount of standing water in the monitoring well casing was purged.

All readings were recorded at the time of collection. Samples were collected and the parameters analyzed for the following: Alkalinity, Ammonia, Nitrate, Nitrite, Total Kjeldahl Nitrogen, Organic Nitrogen and Total Nitrogen.

The complete report is enclosed. If you have any questions or concerns, please feel free to contact us at (631) 589-1225.

Sincerely,

Michelle Lamberson
Operations Manager

Canoe Place Inn - PRB N Removal Data				Groundwater Monitoring Wells																
Sampling Date : 08/15/2024																				
Location #	Location Label	Latitude	Longitude	Field Measurements -Max										Laboratory Measurements						
				Depth ToC to GW (ft)	Depth ToC to Bottom of MW (ft)	Ground water elev. (ft)	pH	Temp (°C)	Temp (°F)	Specific Conductivity	Dissolved Oxygen (mg/L)	BOD (mg/L)	Chloride (mg/L)	Alkalinity (mg/L as CaCO3)	TKN (mg/L)	Organic-N (mg/L)	Ammonia-N (mg/L)	Nitrite-N (mg/L)	Nitrate-N (mg/L)	Total N (mg/L)
Lab Level of Quantification (LOQ)				*										2.0	0.40	0.10	0.05	0.05	0.05	
	BG 1			15.85	31.86		6.57	21.1	69.98	1132	1.88		290	4.09	2.50	1.59	<0.0500	12.8	16.9	BG 1
	BG 2			28.30	41.84		5.87	15.8	60.4	502	6.47		10	2.34	2.14	0.202	<0.0500	8.44	10.8	BG 2
	DF 3			17.85	32.83		6.10	17.9	64.2	382	5.44		16	0.935	0.935	<0.0500	<0.0500	4.77	5.70	DF 3
	DF 2			12.30	17.69		6.84	20.7	69.3	1671	1.68		640	11.8	2.60	9.20	<0.0500	1.56	13.4	DF 2
	DF 1			14.20	17.73		6.82	20.7	69.3	1713	1.37		690	19.0	2.00	17.0	<0.0500	0.0526	19.1	DF 1
	DG 0.5			9.10	20.84		6.16	18.3	64.9	689	4.74		22	1.44	1.44	<0.0500	<0.0500	5.15	6.59	DG 0.5
	DG 1.0			9.05	19.88		6.39	18.3	64.9	731	1.12		170	0.805	0.636	0.169	<0.0500	0.608	1.41	DG 1.0
	DG 2.0			8.49	21.10		6.29	19.5	67.1	801	1.58		310	3.76	<0.100	3.74	<0.0500	<0.0500	3.76	DG 2.0
	DG 3.0			8.28	19.85		6.20	19.2	66.6	627	2.40		190	3.00	1.32	1.68	<0.0500	<0.0500	3.00	DG 3.0
	DG 1.5			8.70	21.45		6.73	17.8	64.0	1153	2.25		460	12.3	0.400	11.9	<0.0500	0.0680	12.4	DG 1.5
	DG 1.5 DPA			8.69	29.75		6.54	17.8	64.0	713	1.60		220	4.34	<0.100	4.26	<0.0500	7.48	11.8	DG 1.5 DPA
	DG 1.5 DPB			8.71	34.60		6.15	16.7	62.1	752	1.85		160	2.18	0.550	1.63	<0.0500	11.2	13.4	DG 1.5 DPB
	DG 1.5 DPC			8.68	39.78		5.88	16.1	61.0	544	5.91		24	2.06	2.06	<0.0500	<0.0500	12.5	14.6	DG 1.5 DPC
	Waste Water Effluent			N/A	N/A		8.65	26.8	80.2	2.18 mS **	0.46		890	36.8	4.30	32.5	<0.0500	<0.0500	36.8	Waste Water Effluent

Key
 ToC= Top of the PVC Monitoring Well
 GW = Ground Water
 MW = Monitoring Well
 * = Client provided data

 ** mS - milliSiemen/cm
 mS/cm

SAMPLE COLLECTION/CHAIN OF CUSTODY

All samples must be received on ice @ 0° C or Less

MAXIMUM ENVIRONMENTAL MANAGEMENT INC.
1170 LINCOLN AVENUE, SUITE 4 HOLBROOK, NY 11741
Phone: (831) 589-1225 Fax: (831) 589-1137

Name: Lombardo Associates, Inc.
Address: 53 Hill Street
City: Southampton State: NY Zip: 11968
Phone: (831) 379-2662 Fax:

TAT Requested:
Page: 1 of 2
PO #:
Job#:

PROJECT NAME AND/OR LOCATION
Indicate only ONE Project per Chain of Custody

PROJECT NUMBER: **280410**

#	Date	Time	SAMPLE			Field pH	Field Temp	Specific Conductivity	Dissolved Oxygen	DTW'	DTB	Sample Containers	ANALYSIS
			COMP	GRAB	S								
001	9/26/14	9:43				6.57	21.1	1132	1.88	15.85	31.86	1-500ml, 1-250ml, 1-500 ml H2SO4	Ammonia, Nitrate, Nitrite, Total Kjeldahl Nitrogen, Total Nitrogen, Total Organic Nitrogen, Alkalinity (NO HEADSPACE)
002		10:04				5.87	15.8	502	6.47	28.30	41.84	1-500ml, 1-250ml, 1-500 ml H2SO4	Ammonia, Nitrate, Nitrite, Total Kjeldahl Nitrogen, Total Nitrogen, Total Organic Nitrogen, Alkalinity (NO HEADSPACE)
003		10:15				6.10	17.9	382	5.44	17.85	32.93	1-500ml, 1-250ml, 1-500 ml H2SO4	Ammonia, Nitrate, Nitrite, Total Kjeldahl Nitrogen, Total Nitrogen, Total Organic Nitrogen, Alkalinity (NO HEADSPACE)
004		10:29				6.84	20.7	1671	1.68	12.30	17.69	1-500ml, 1-250ml, 1-500 ml H2SO4	Ammonia, Nitrate, Nitrite, Total Kjeldahl Nitrogen, Total Nitrogen, Total Organic Nitrogen, Alkalinity (NO HEADSPACE)
005		10:31				6.82	20.7	1713	1.37	14.20	17.73	1-500ml, 1-250ml, 1-500 ml H2SO4	Ammonia, Nitrate, Nitrite, Total Kjeldahl Nitrogen, Total Nitrogen, Total Organic Nitrogen, Alkalinity (NO HEADSPACE)
006		10:40				6.16	18.3	689	4.74	9.10	20.84	1-500ml, 1-250ml, 1-500 ml H2SO4	Ammonia, Nitrate, Nitrite, Total Kjeldahl Nitrogen, Total Nitrogen, Total Organic Nitrogen, Alkalinity (NO HEADSPACE)
007		10:42				6.39	18.3	731	1.12	9.05	19.88	1-500ml, 1-250ml, 1-500 ml H2SO4	Ammonia, Nitrate, Nitrite, Total Kjeldahl Nitrogen, Total Nitrogen, Total Organic Nitrogen, Alkalinity (NO HEADSPACE)
008		10:53				6.29	19.5	801	1.58	8.49	21.10	1-500ml, 1-250ml, 1-500 ml H2SO4	Ammonia, Nitrate, Nitrite, Total Kjeldahl Nitrogen, Total Nitrogen, Total Organic Nitrogen, Alkalinity (NO HEADSPACE)
009		11:06				6.20	19.2	627	2.40	8.28	19.85	1-500ml, 1-250ml, 1-500 ml H2SO4	Ammonia, Nitrate, Nitrite, Total Kjeldahl Nitrogen, Total Nitrogen, Total Organic Nitrogen, Alkalinity (NO HEADSPACE)
010		11:19				6.73	17.8	1153	2.25	8.70	21.45	1-500ml, 1-250ml, 1-500 ml H2SO4	Ammonia, Nitrate, Nitrite, Total Kjeldahl Nitrogen, Total Nitrogen, Total Organic Nitrogen, Alkalinity (NO HEADSPACE)

FIELD NOTES:

Are the samples treated?
Yes H₂SO₄

Maximum Custody by: *[Signature]* Date & Time: 9/26/14

Container Shipping Condition @ relinquish: GOOD FAIR POOR

Packed in Ice? YES NO

Meets Sample Criteria In Case of NO was Client Notified?

QA/QC Notes: pdf 2 copies of the report

SAMPLE COLLECTION/CHAIN OF CUSTODY

The collection and proper information on this Chain of Custody is the responsibility of the person collecting the samples. These operators will serve as a confirmation of the C.O.C. & they accept the terms and conditions.

All Samples must be received on ice @ 5° C or Less
MAXIMUM ENVIRONMENTAL MANAGEMENT INC.
 1170 LINCOLN AVENUE, SUITE 4 HOLLBROOK, NY 11741
 Phone: (631) 589-1225 Fax: (631) 589-1157

Name: Lombardo Associates, Inc.
 Address: 53 Hill Street
 City: Southampton State: NY Zip: 11968
 Phone: (631) 379-2662 Fax:

TAT Requested:
 Page: 2 of 2
 PO #:
 Job#:

PROJECT NUMBER:
 2409410

Canoe Place Inn - Monitoring Wells

#	Date	Time	SAMPLE			Field pH	Field Temp	Specific Conductivity	Dissolved Oxygen	DTW	DTB	Sample Containers	ANALYSIS
			COMP	GRAB	S								
011	9/26/14	11:11				6.54	17.8	713	1.60	8.69	29.75	1-500ml, 1-250ml 1-500 ml H2SO4	Ammonia, Nitrite, Nitrate, Total Kjeldahl Nitrogen, Total Nitrogen, Total Organic Nitrogen, Alkalinity (NO HEADSPACE)
012	11/18					6.15	16.7	752	1.85	8.71	34.60	1-500ml, 1-250ml 1-500 ml H2SO4	Ammonia, Nitrite, Nitrate, Total Kjeldahl Nitrogen, Total Nitrogen, Total Organic Nitrogen, Alkalinity (NO HEADSPACE)
013	11/23					5.88	16.1	544	5.91	8.68	39.79	1-500ml, 1-250ml 1-500 ml H2SO4	Ammonia, Nitrite, Nitrate, Total Kjeldahl Nitrogen, Total Nitrogen, Total Organic Nitrogen, Alkalinity (NO HEADSPACE)
014	01-07					8.65	26.8	218 mS	0.46	NA	NA	1-500ml, 1-250ml 1-500 ml H2SO4	Ammonia, Nitrite, Nitrate, Total Kjeldahl Nitrogen, Total Nitrogen, Total Organic Nitrogen, Alkalinity (NO HEADSPACE)
015													
016													
017													
018													
019													
020													

SAMPLE ORIGIN
 DG1.5A
 DG1.5B
 DG1.5C
 Waste water Effluent

FIELD NOTES: #14 spec. con. in MS Not us

Are the samples treated?
 Yes H₂SO₄

Maximum Certbody by: [Signature]

Samplet PRINT NAME: [Signature]
Sampler SIGNATURE: [Signature]

CLIENT/TRANSPORT TECH Signature for Release (Relinquish): [Signature]

Date & Time: 9/26/14

Container Shipping Condition @ Relinquish: GOOD FAIR POOR

QA/QC Notes: 1 250 ml - is preserved with sulfuric acid

Container Shipping Condition: GOOD FAIR POOR

Published in Issue? YES NO

In Case of NO use: Mains Sample Order

Client Notified? Yes No

Sample Transport to Client requires 1200 Blank, Clean and with leading before transport of samples.

to use with base

Maximum Environmental Management, Inc.
 1170 Lincoln Avenue - Suite 4
 Holbrook, NY 11741
 Phone : (631) 589-1225 * Fax: (631) 589-1157
 www.maximumentv.com

Groundwater Monitoring Well Data Sheet

24096/10

Project ID #:

Location: Canoe Place Inn - 293 Montauk Hwy E, Hampton Bays, NY Date: September 26, 2024

Note - Standard Protocol states that the amount of water purged from a well is between 3 and 5 times the volume of liquid inside the well casing. We use 4 times the volume.

***** ALL Monitoring Wells are to Measured within a Hour of Each Other. First Thing *****



- 0.5 Well - 0.010 gallons per foot
- 1 1/2" Well = 0.091 gallons of water per foot
- 2" Well = 0.163 gallons of water per foot
- 4" Well = 0.653 gallons of water per foot

Measurements must always start at the top of the well casing not the protective cover or from the grade level

DTB	- (minus)	DTW	= (equals)	FOW	X (multiply)	AGW (per ft)	= (equals)	AOW	multiply by 3, 4, or 5	= (equals)	AOWP	Time Collected
B61	-	15.85	=	16.01	X	.091	=	1.45	multiply by 3, 4, or 5	=	4.35	8:56
DF3	-	DTW	=	FOW	X	AGW (per ft)	=	AOW	multiply by 3, 4, or 5	=	AOWP	Time Collected
32.83	-	17.85	=	14.48	X	.091	=	1.36	multiply by 3, 4, or 5	=	4.08	8:59
B62	-	DTW	=	FOW	X	AGW (per ft)	=	AOW	multiply by 3, 4, or 5	=	AOWP	Time Collected
41.84	-	29.30	=	13.54	X	.163	=	2.20	multiply by 3, 4, or 5	=	6.6	9:04
DF1	-	DTW	=	FOW	X	AGW (per ft)	=	AOW	multiply by 3, 4, or 5	=	AOWP	Time Collected
17.73	-	14.20	=	3.53	X	.163	=	0.57	multiply by 3, 4, or 5	=	1.71	9:07
DF2	-	DTW	=	FOW	X	AGW (per ft)	=	AOW	multiply by 3, 4, or 5	=	AOWP	Time Collected
17.69	-	12.50	=	5.39	X	.163	=	0.87	multiply by 3, 4, or 5	=	2.61	9:09

* DTW = Depth to Water; DTB = Depth to Bottom; FOW = Feet of Water; AGW = Amount of Gallons of Water per foot; AOW = Amount of Water in Well Case; AOWP = Amount of Water Purged *

** Amount of Water Purged is the amount required to turn the well over for sampling. Please note if the amount you purged is different then the amount required **

The DTW is the Depth to Top of the PVC Well. GW = Ground Water, MW = Monitoring Well.

Maximum Environmental Management, Inc.
 1170 Lincoln Avenue - Suite 4
 Holbrook, NY 11741
 Phone : (631) 589-1225 * Fax: (631) 589-1157
 www.maximumenv.com

Groundwater Monitoring Well Data Sheet

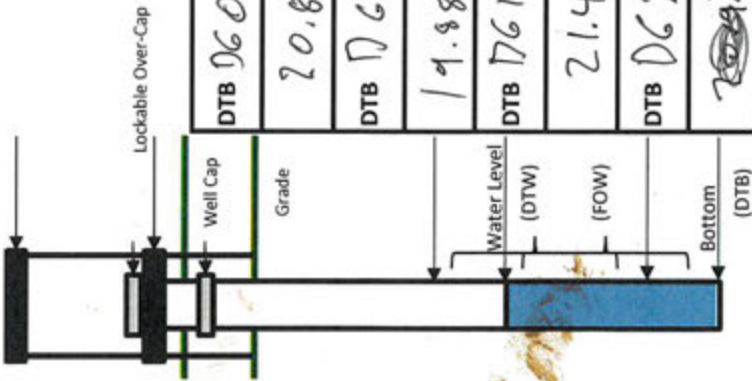
2409410

Project ID #: _____ Location: **Canoe Place Inn - 293 Montauk Hwy E, Hampton Bays, NY** Date: **September 26, 2024**

Note - Standard Protocol states that the amount of water purged from a well is between 3 and 5 times the volume of liquid inside the well casing. We use 4 times the volume.

***** ALL Monitoring Wells are to Measured within a Hour of Each Other. First Thing *****

- 0.5 Well - 0.010 gallons per foot
- 1 1/2" Well = 0.091 gallons of water per foot
- 2" Well = 0.163 gallons of water per foot
- 4" Well = 0.653 gallons of water per foot



Measurements must always start at the top of the well casing not the protective cover or from the grade level

DTB	- (minus)	DTW	= (equals)	FOW	X (multiply)	AGW (per ft)	= (equals)	AOW	multiply by 3, 4, or 5	= (equals)	AOWP	Time Collected
DTB D60.5	-	9.10	=	11.74	X	.163	=	1.91	multiply by 3, 4, or 5	=	5.73	9:14
DTB D61.0	-	DTW	=	FOW	X	AGW (per ft)	=	AOW	multiply by 3, 4, or 5	=	AOWP	Time Collected
19.88	-	9.05	=	10.83	X	.163	=	1.76	multiply by 3, 4, or 5	=	5.28	9:16
DTB D61.5	-	DTW	=	FOW	X	AGW (per ft)	=	AOW	multiply by 3, 4, or 5	=	AOWP	Time Collected
21.45	-	8.70	=	12.75	X	.163	=	2.07	multiply by 3, 4, or 5	=	6.21	9:17
DTB D62	-	DTW	=	FOW	X	AGW (per ft)	=	AOW	multiply by 3, 4, or 5	=	AOWP	Time Collected
21.10	-	8.44	=	12.61	X	.091	=	1.14	multiply by 3, 4, or 5	=	3.42	9:19
DTB D63	-	DTW	=	FOW	X	AGW (per ft)	=	AOW	multiply by 3, 4, or 5	=	AOWP	Time Collected
19.85	-	8.28	=	11.57	X	.091	=	1.05	multiply by 3, 4, or 5	=	3.15	9:22

* DTW = Depth to Water; DTB = Depth to Bottom; FOW = Feet of Water; AGW = Amount of Gallons of Water per foot; AOW = Amount of Water in Well Case; AOWP = Amount of Water Purged *

** Amount of Water Purged is the amount required to turn the well over for sampling. Please note if the amount you purged is different then the amount required**

The DTW is the Depth to Top of the PVC Well. GW = Ground Water, MW = Monitoring Well.

Dash 1.5 DP
 8.71
 34.60
 0 8.69
 0 29.75
 0

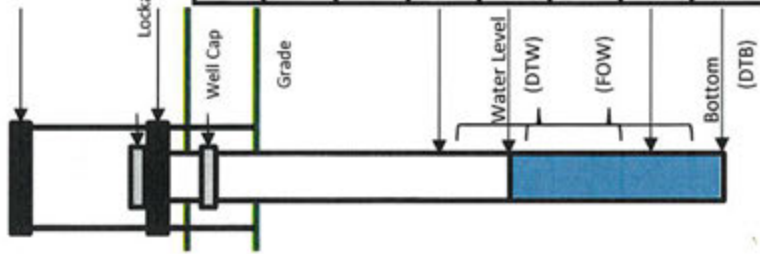
Maximum Environmental Management, Inc.
 1170 Lincoln Avenue - Suite 4
 Holbrook, NY 11741
 Phone : (631) 589-1225 * Fax: (631) 589-1157
 www.maximumenv.com

Groundwater Monitoring Well Data Sheet

Project ID #: 2409410 Location: Canoe Place Inn - 293 Montauk Hwy E, Hampton Bays, NY Date: September 26, 2024

Note - Standard Protocol states that the amount of water purged from a well is between 3 and 5 times the volume of liquid inside the well casing. We use 4 times the volume.

***** ALL Monitoring Wells are to Measured within a Hour of Each Other. First Thing *****



- 0.5 Well - 0.010 gallons per foot
- 1 1/2" Well = 0.091 gallons of water per foot
- 2" Well = 0.163 gallons of water per foot
- 4" Well = 0.653 gallons of water per foot

Hobo only no sample

Measurements must always start at the top of the well casing not the protective cover or from the grade level

DTB	(minus)	DTW	(equals)	FOW	X (multiply)	AGW (per ft)	(equals)	AOW	multiply by 3, 4, or 5	(equals)	AOWP	Time Collected
3	-		=		X		=		multiply by 3, 4, or 5	=		9:25
27.85	-	12.74	=		X		=		multiply by 3, 4, or 5	=		
DTB DP-A	-	DTW	=	FOW	X	AGW	=	AOW	multiply by 3, 4, or 5	=	AOWP	Time Collected
34.60	-	8.69	=	21.06	X	.010	=	.21	multiply by 3, 4, or 5	=	0.63	9:18
DTB DP-B	-	DTW	=	FOW	X	AGW	=	AOW	multiply by 3, 4, or 5	=	AOWP	Time Collected
34.60	-	8.71	=	25.89	X	.010	=	.25	multiply by 3, 4, or 5	=	0.75	9:29
DTB DP-C	-	DTW	=	FOW	X	AGW	=	AOW	multiply by 3, 4, or 5	=	AOWP	Time Collected
39.79	-	8.68	=	31.1	X	.010	=	0.31	multiply by 3, 4, or 5	=	0.93	9:30
DTB	-	DTW	=	FOW	X	AGW	=	AOW	multiply by 3, 4, or 5	=	AOWP	Time Collected
	-		=		X		=		multiply by 3, 4, or 5	=		

* DTW = Depth to Water; DTB = Depth to Bottom; FOW = Feet of Water; AGW = Amount of Gallons of Water per foot; AOW = Amount of Water in Well Case; AOWP = Amount of Water Purged *

** Amount of Water Purged is the amount required to turn the well over for sampling. Please note if the amount you purged is different then the amount required**

The DTW is the Depth to Top of the PVC Well. GW = Ground Water, MW = Monitoring Well.



Technical Report

prepared for:

Maximum Environmental Management, Inc.

1170 Lincoln Avenue., Suite 4

Holbrook NY, 11741

Attention: Brian Leshinger

Report Date: 10/02/2024

Client Project ID: 2409410

York Project (SDG) No.: 24I1696

Stratford, CT Laboratory IDs:
NY:10854, NJ: CT005, PA: 68-0440, CT: PH-0723



Richmond Hill, NY Laboratory IDs:
NY:12058, NJ: NY037, CT: PH-0721, NH: 2097,
EPA: NY01600

120 RESEARCH DRIVE
www.YORKLAB.com

STRATFORD, CT 06615
(203) 325-1371



132-02 89th AVENUE
FAX (203) 357-0166

RICHMOND HILL, NY 11418
ClientServices@yorklab.com

Report Date: 10/02/2024
Client Project ID: 2409410
York Project (SDG) No.: 24I1696

Maximum Environmental Management, Inc.
1170 Lincoln Avenue., Suite 4
Holbrook NY, 11741
Attention: Brian Leshinger

Purpose and Results

This report contains the analytical data for the sample(s) identified on the attached chain-of-custody received in our laboratory on September 26, 2024 and listed below. The project was identified as your project: **2409410**.

The analyses were conducted utilizing appropriate EPA, Standard Methods, and ASTM methods as detailed in the data summary tables.

All samples were received in proper condition meeting the customary acceptance requirements for environmental samples except those indicated under the Sample and Analysis Qualifiers section of this report.

All analyses met the method and laboratory standard operating procedure requirements except as indicated by any data flags, the meaning of which are explained in the Sample and Data Qualifiers Relating to This Work Order section of this report and case narrative if applicable.

The results of the analyses, which are all reported on dry weight basis (soils) unless otherwise noted, are detailed in the following pages.

Please contact Client Services at 203.325.1371 with any questions regarding this report.

<u>York Sample ID</u>	<u>Client Sample ID</u>	<u>Matrix</u>	<u>Date Collected</u>	<u>Date Received</u>
24I1696-01	Monitoring Well #BG 1	Water	09/26/2024	09/26/2024
24I1696-02	Monitoring Well #BG 2	Water	09/26/2024	09/26/2024
24I1696-03	Monitoring Well #DF 3	Water	09/26/2024	09/26/2024
24I1696-04	Monitoring Well #DF 2	Water	09/26/2024	09/26/2024
24I1696-05	Monitoring Well #DF 1	Water	09/26/2024	09/26/2024
24I1696-06	Monitoring Well #DG 0.5	Water	09/26/2024	09/26/2024
24I1696-07	Monitoring Well #DG 1.0	Water	09/26/2024	09/26/2024
24I1696-08	Monitoring Well #DG 2.0	Water	09/26/2024	09/26/2024
24I1696-09	Monitoring Well #DG 3.0	Water	09/26/2024	09/26/2024
24I1696-10	Monitoring Well #DG 1.5	Water	09/26/2024	09/26/2024
24I1696-11	Monitoring Well #DG 1.5 DPA	Water	09/26/2024	09/26/2024
24I1696-12	Monitoring Well #DG 1.5 DPB	Water	09/26/2024	09/26/2024
24I1696-13	Monitoring Well #DG 1.5 DPC	Water	09/26/2024	09/26/2024
24I1696-14	Monitoring Well #Waste Water - Eff	Water	09/26/2024	09/26/2024

General Notes for York Project (SDG) No.: 24I1696

1. The RLs and MDLs (Reporting Limit and Method Detection Limit respectively) reported are adjusted for any dilution necessary due to the levels of target and/or non-target analytes and matrix interference. The RL(REPORTING LIMIT) is based upon the lowest standard utilized for the calibration where applicable.
2. Samples are retained for a period of thirty days after submittal of report, unless other arrangements are made.
3. York's liability for the above data is limited to the dollar value paid to York for the referenced project.
4. This report shall not be reproduced without the written approval of York Analytical Laboratories, Inc.
5. All analyses conducted met method or Laboratory SOP requirements. See the Sample and Data Qualifiers Section for further information.
6. It is noted that no analyses reported herein were subcontracted to another laboratory, unless noted in the report.
7. This report reflects results that relate only to the samples submitted on the attached chain-of-custody form(s) received by York.
8. Analyses conducted at York Analytical Laboratories, Inc. Stratford, CT are indicated by NY Cert. No. 10854, NJ Cert No. CT005, PA Cert No. 68-04440, CT Cert No. PH-0723; those conducted at York Analytical Laboratories, Inc., Richmond Hill, NY are indicated by NY Cert. No. 12058, NJ Cert No. NY037, CT Cert No. PH-0721, NH Cert No. 2097, EPA Cert No. NY01600.

Approved By:



Cassie L. Mosher
Laboratory Manager

Date: 10/02/2024





Sample Information

Client Sample ID: Monitoring Well #BG 1

York Sample ID: 24I1696-01

<u>York Project (SDG) No.</u>	<u>Client Project ID</u>	<u>Matrix</u>	<u>Collection Date/Time</u>	<u>Date Received</u>
24I1696	2409410	Water	September 26, 2024 9:43 am	09/26/2024

Nitrate as N

Log-in Notes:

Sample Notes:

Sample Prepared by Method: EPA 300

CAS No.	Parameter	Result	Flag	Units	Reported to LOQ	Dilution	Reference Method	Date/Time Prepared	Date/Time Analyzed	Analyst
14797-55-8	Nitrate as N	12.8		mg/L	0.0500	1	EPA 300.0	09/26/2024 18:30	09/26/2024 23:36	ZZZ
							Certifications:	NELAC-NY10854,CTDOH-PH-0723,NJDEP-CT005,PADEP-68-04		

Nitrite as N

Log-in Notes:

Sample Notes:

Sample Prepared by Method: EPA 300

CAS No.	Parameter	Result	Flag	Units	Reported to LOQ	Dilution	Reference Method	Date/Time Prepared	Date/Time Analyzed	Analyst
14797-65-0	Nitrite as N	ND		mg/L	0.0500	1	EPA 300.0	09/26/2024 18:30	09/26/2024 23:36	ZZZ
							Certifications:	NELAC-NY10854,CTDOH-PH-0723,PADEP-68-04440		

Alkalinity, Total

Log-in Notes:

Sample Notes:

Sample Prepared by Method: Analysis Preparation

CAS No.	Parameter	Result	Flag	Units	Reported to LOQ	Dilution	Reference Method	Date/Time Prepared	Date/Time Analyzed	Analyst
14807-96-6	Alkalinity, total	290	CONT-02	mg/L	2.0	1	SM 2320B	09/30/2024 07:43	09/30/2024 15:39	PMB
							Certifications:	NELAC-NY10854,CTDOH-PH-0723,NJDEP-CT005,PADEP-68-04		

Ammonia Nitrogen as N

Log-in Notes:

Sample Notes:

Sample Prepared by Method: Analysis Preparation

CAS No.	Parameter	Result	Flag	Units	Reported to LOQ	Dilution	Reference Method	Date/Time Prepared	Date/Time Analyzed	Analyst
7664-41-7	Ammonia Nitrogen as N	1.59		mg/L	0.0500	1	SM 4500-NH3 D	09/27/2024 10:10	09/27/2024 11:38	TCD
							Certifications:	NELAC-NY10854,CTDOH-PH-0723,NJDEP-CT005,PADEP-68-04		

Total Kjeldahl Nitrogen

Log-in Notes:

Sample Notes:

Sample Prepared by Method: Analysis Prep for SAA

CAS No.	Parameter	Result	Flag	Units	Reported to LOQ	Dilution	Reference Method	Date/Time Prepared	Date/Time Analyzed	Analyst
	Total Kjeldahl Nitrogen	4.09		mg/L	0.400	5	SM 4500-N Org D	09/27/2024 15:04	09/30/2024 13:40	TCD
							Certifications:	NELAC-NY10854,CTDOH-PH-0723,NJDEP-CT005,PADEP-68-04		

Total Nitrogen (TN)

Log-in Notes:

Sample Notes:

Sample Prepared by Method: Analysis Prep for SAA

CAS No.	Parameter	Result	Flag	Units	Reported to LOQ	Dilution	Reference Method	Date/Time Prepared	Date/Time Analyzed	Analyst
	* Total Nitrogen	16.9		mg/L	0.0500	1	SM 4500-N B	10/01/2024 15:45	10/01/2024 16:04	AD
							Certifications:			

Total Organic Nitrogen(TON)

Log-in Notes:

Sample Notes:

Sample Prepared by Method: Analysis Prep for SAA

CAS No.	Parameter	Result	Flag	Units	Reported to LOQ	Dilution	Reference Method	Date/Time Prepared	Date/Time Analyzed	Analyst



Sample Information

Client Sample ID: Monitoring Well #BG 1

York Sample ID: 24I1696-01

York Project (SDG) No.

Client Project ID

Matrix

Collection Date/Time

Date Received

24I1696

2409410

Water

September 26, 2024 9:43 am

09/26/2024

Total Organic Nitrogen(TON)

Log-in Notes:

Sample Notes:

Sample Prepared by Method: Analysis Prep for SAA

CAS No.	Parameter	Result	Flag	Units	Reported to LOQ	Dilution	Reference Method	Date/Time Prepared	Date/Time Analyzed	Analyst
* Total Organic Nitrogen		2.50		mg/L	0.100	1	SM 4500-N	10/01/2024 15:45	10/01/2024 16:04	AD

Certifications:

Sample Information

Client Sample ID: Monitoring Well #BG 2

York Sample ID: 24I1696-02

York Project (SDG) No.

Client Project ID

Matrix

Collection Date/Time

Date Received

24I1696

2409410

Water

September 26, 2024 10:04 am

09/26/2024

Nitrate as N

Log-in Notes:

Sample Notes:

Sample Prepared by Method: EPA 300

CAS No.	Parameter	Result	Flag	Units	Reported to LOQ	Dilution	Reference Method	Date/Time Prepared	Date/Time Analyzed	Analyst
14797-55-8	Nitrate as N	8.44		mg/L	0.0500	1	EPA 300.0	09/26/2024 18:30	09/26/2024 23:47	ZZZ

Certifications: NELAC-NY10854,CTDOH-PH-0723,NJDEP-CT005,PADEP-68-04

Nitrite as N

Log-in Notes:

Sample Notes:

Sample Prepared by Method: EPA 300

CAS No.	Parameter	Result	Flag	Units	Reported to LOQ	Dilution	Reference Method	Date/Time Prepared	Date/Time Analyzed	Analyst
14797-65-0	Nitrite as N	ND		mg/L	0.0500	1	EPA 300.0	09/26/2024 18:30	09/26/2024 23:47	ZZZ

Certifications: NELAC-NY10854,CTDOH-PH-0723,PADEP-68-04440

Alkalinity, Total

Log-in Notes:

Sample Notes:

Sample Prepared by Method: Analysis Preparation

CAS No.	Parameter	Result	Flag	Units	Reported to LOQ	Dilution	Reference Method	Date/Time Prepared	Date/Time Analyzed	Analyst
14807-96-6	Alkalinity, total	10		mg/L	2.0	1	SM 2320B	09/30/2024 07:43	09/30/2024 15:39	PMB

Certifications: NELAC-NY10854,CTDOH-PH-0723,NJDEP-CT005,PADEP-68-04

Ammonia Nitrogen as N

Log-in Notes:

Sample Notes:

Sample Prepared by Method: Analysis Preparation

CAS No.	Parameter	Result	Flag	Units	Reported to LOQ	Dilution	Reference Method	Date/Time Prepared	Date/Time Analyzed	Analyst
7664-41-7	Ammonia Nitrogen as N	0.202		mg/L	0.0500	1	SM 4500-NH3 D	09/27/2024 10:10	09/27/2024 11:38	TCD

Certifications: NELAC-NY10854,CTDOH-PH-0723,NJDEP-CT005,PADEP-68-04

Total Kjeldahl Nitrogen

Log-in Notes:

Sample Notes:

Sample Prepared by Method: Analysis Prep for SAA

CAS No.	Parameter	Result	Flag	Units	Reported to LOQ	Dilution	Reference Method	Date/Time Prepared	Date/Time Analyzed	Analyst
---------	-----------	--------	------	-------	-----------------	----------	------------------	--------------------	--------------------	---------



Sample Information

Client Sample ID: Monitoring Well #BG 2

York Sample ID: 24I1696-02

Table with 5 columns: York Project (SDG) No., Client Project ID, Matrix, Collection Date/Time, Date Received. Values: 24I1696, 2409410, Water, September 26, 2024 10:04 am, 09/26/2024

Total Kjeldahl Nitrogen

Log-in Notes:

Sample Notes:

Sample Prepared by Method: Analysis Prep for SAA

Table with 11 columns: CAS No., Parameter, Result, Flag, Units, Reported to LOQ, Dilution, Reference Method, Date/Time Prepared, Date/Time Analyzed, Analyst. Row: Total Kjeldahl Nitrogen, 2.34, mg/L, 0.400, 5, SM 4500-N Org D, 09/27/2024 15:04, 09/30/2024 13:40, TCD. Certifications: NELAC-NY10854, CTDOH-PH-0723, NJDEP-CT005, PADEP-68-04

Total Nitrogen (TN)

Log-in Notes:

Sample Notes:

Sample Prepared by Method: Analysis Prep for SAA

Table with 11 columns: CAS No., Parameter, Result, Flag, Units, Reported to LOQ, Dilution, Reference Method, Date/Time Prepared, Date/Time Analyzed, Analyst. Row: * Total Nitrogen, 10.8, mg/L, 0.0500, 1, SM 4500-N B, 10/01/2024 15:45, 10/01/2024 16:04, AD. Certifications:

Total Organic Nitrogen(TON)

Log-in Notes:

Sample Notes:

Sample Prepared by Method: Analysis Prep for SAA

Table with 11 columns: CAS No., Parameter, Result, Flag, Units, Reported to LOQ, Dilution, Reference Method, Date/Time Prepared, Date/Time Analyzed, Analyst. Row: * Total Organic Nitrogen, 2.14, mg/L, 0.100, 1, SM 4500-N, 10/01/2024 15:45, 10/01/2024 16:04, AD. Certifications:

Sample Information

Client Sample ID: Monitoring Well #DF 3

York Sample ID: 24I1696-03

Table with 5 columns: York Project (SDG) No., Client Project ID, Matrix, Collection Date/Time, Date Received. Values: 24I1696, 2409410, Water, September 26, 2024 10:15 am, 09/26/2024

Nitrate as N

Log-in Notes:

Sample Notes:

Sample Prepared by Method: EPA 300

Table with 11 columns: CAS No., Parameter, Result, Flag, Units, Reported to LOQ, Dilution, Reference Method, Date/Time Prepared, Date/Time Analyzed, Analyst. Row: 14797-55-8 Nitrate as N, 4.77, mg/L, 0.0500, 1, EPA 300.0, 09/26/2024 18:30, 09/27/2024 00:08, ZZZ. Certifications: NELAC-NY10854, CTDOH-PH-0723, NJDEP-CT005, PADEP-68-04

Nitrite as N

Log-in Notes:

Sample Notes:

Sample Prepared by Method: EPA 300

Table with 11 columns: CAS No., Parameter, Result, Flag, Units, Reported to LOQ, Dilution, Reference Method, Date/Time Prepared, Date/Time Analyzed, Analyst. Row: 14797-65-0 Nitrite as N, ND, mg/L, 0.0500, 1, EPA 300.0, 09/26/2024 18:30, 09/27/2024 00:08, ZZZ. Certifications: NELAC-NY10854, CTDOH-PH-0723, PADEP-68-04440

Alkalinity, Total

Log-in Notes:

Sample Notes:

Sample Prepared by Method: Analysis Preparation

Table with 11 columns: CAS No., Parameter, Result, Flag, Units, Reported to LOQ, Dilution, Reference Method, Date/Time Prepared, Date/Time Analyzed, Analyst



Sample Information

Client Sample ID: Monitoring Well #DF 3

York Sample ID: 24I1696-03

<u>York Project (SDG) No.</u> 24I1696	<u>Client Project ID</u> 2409410	<u>Matrix</u> Water	<u>Collection Date/Time</u> September 26, 2024 10:15 am	<u>Date Received</u> 09/26/2024
--	-------------------------------------	------------------------	--	------------------------------------

Alkalinity, Total

Log-in Notes:

Sample Notes:

Sample Prepared by Method: Analysis Preparation

CAS No.	Parameter	Result	Flag	Units	Reported to LOQ	Dilution	Reference Method	Date/Time Prepared	Date/Time Analyzed	Analyst
14807-96-6	Alkalinity, total	16		mg/L	2.0	1	SM 2320B	10/01/2024 07:40	10/01/2024 15:38	PMB
Certifications: NELAC-NY10854,CTDOH-PH-0723,NJDEP-CT005,PADEP-68-04										

Ammonia Nitrogen as N

Log-in Notes:

Sample Notes:

Sample Prepared by Method: Analysis Preparation

CAS No.	Parameter	Result	Flag	Units	Reported to LOQ	Dilution	Reference Method	Date/Time Prepared	Date/Time Analyzed	Analyst
7664-41-7	Ammonia Nitrogen as N	ND		mg/L	0.0500	1	SM 4500-NH3 D	09/27/2024 10:10	09/27/2024 11:38	TCD
Certifications: NELAC-NY10854,CTDOH-PH-0723,NJDEP-CT005,PADEP-68-04										

Total Kjeldahl Nitrogen

Log-in Notes:

Sample Notes:

Sample Prepared by Method: Analysis Prep for SAA

CAS No.	Parameter	Result	Flag	Units	Reported to LOQ	Dilution	Reference Method	Date/Time Prepared	Date/Time Analyzed	Analyst
	Total Kjeldahl Nitrogen	0.935		mg/L	0.400	5	SM 4500-N Org D	09/27/2024 15:04	09/30/2024 13:40	TCD
Certifications: NELAC-NY10854,CTDOH-PH-0723,NJDEP-CT005,PADEP-68-04										

Total Nitrogen (TN)

Log-in Notes:

Sample Notes:

Sample Prepared by Method: Analysis Prep for SAA

CAS No.	Parameter	Result	Flag	Units	Reported to LOQ	Dilution	Reference Method	Date/Time Prepared	Date/Time Analyzed	Analyst
	* Total Nitrogen	5.70		mg/L	0.0500	1	SM 4500-N B	10/01/2024 15:45	10/01/2024 16:04	AD
Certifications:										

Total Organic Nitrogen(TON)

Log-in Notes:

Sample Notes:

Sample Prepared by Method: Analysis Prep for SAA

CAS No.	Parameter	Result	Flag	Units	Reported to LOQ	Dilution	Reference Method	Date/Time Prepared	Date/Time Analyzed	Analyst
	* Total Organic Nitrogen	0.935		mg/L	0.100	1	SM 4500-N	10/01/2024 15:45	10/01/2024 16:04	AD
Certifications:										

Sample Information

Client Sample ID: Monitoring Well #DF 2

York Sample ID: 24I1696-04

<u>York Project (SDG) No.</u> 24I1696	<u>Client Project ID</u> 2409410	<u>Matrix</u> Water	<u>Collection Date/Time</u> September 26, 2024 10:29 am	<u>Date Received</u> 09/26/2024
--	-------------------------------------	------------------------	--	------------------------------------

Nitrate as N

Log-in Notes:

Sample Notes:

Sample Prepared by Method: EPA 300

CAS No.	Parameter	Result	Flag	Units	Reported to LOQ	Dilution	Reference Method	Date/Time Prepared	Date/Time Analyzed	Analyst
---------	-----------	--------	------	-------	-----------------	----------	------------------	--------------------	--------------------	---------



Sample Information

Client Sample ID: Monitoring Well #DF 2

York Sample ID: 24I1696-04

<u>York Project (SDG) No.</u> 24I1696	<u>Client Project ID</u> 2409410	<u>Matrix</u> Water	<u>Collection Date/Time</u> September 26, 2024 10:29 am	<u>Date Received</u> 09/26/2024
--	-------------------------------------	------------------------	--	------------------------------------

Nitrate as N

Log-in Notes:

Sample Notes:

Sample Prepared by Method: EPA 300

CAS No.	Parameter	Result	Flag	Units	Reported to LOQ	Dilution	Reference Method	Date/Time Prepared	Date/Time Analyzed	Analyst
14797-55-8	Nitrate as N	1.56		mg/L	0.0500	1	EPA 300.0	09/26/2024 18:30	09/27/2024 00:19	ZZZ
Certifications: NELAC-NY10854,CTDOH-PH-0723,NJDEP-CT005,PADEP-68-04										

Nitrite as N

Log-in Notes:

Sample Notes:

Sample Prepared by Method: EPA 300

CAS No.	Parameter	Result	Flag	Units	Reported to LOQ	Dilution	Reference Method	Date/Time Prepared	Date/Time Analyzed	Analyst
14797-65-0	Nitrite as N	ND		mg/L	0.0500	1	EPA 300.0	09/26/2024 18:30	09/27/2024 00:19	ZZZ
Certifications: NELAC-NY10854,CTDOH-PH-0723,PADEP-68-04440										

Alkalinity, Total

Log-in Notes:

Sample Notes:

Sample Prepared by Method: Analysis Preparation

CAS No.	Parameter	Result	Flag	Units	Reported to LOQ	Dilution	Reference Method	Date/Time Prepared	Date/Time Analyzed	Analyst
14807-96-6	Alkalinity, total	640		mg/L	2.0	1	SM 2320B	10/01/2024 07:40	10/01/2024 15:38	PMB
Certifications: NELAC-NY10854,CTDOH-PH-0723,NJDEP-CT005,PADEP-68-04										

Ammonia Nitrogen as N

Log-in Notes:

Sample Notes:

Sample Prepared by Method: Analysis Preparation

CAS No.	Parameter	Result	Flag	Units	Reported to LOQ	Dilution	Reference Method	Date/Time Prepared	Date/Time Analyzed	Analyst
7664-41-7	Ammonia Nitrogen as N	9.20		mg/L	0.0500	1	SM 4500-NH3 D	09/27/2024 10:10	09/27/2024 11:38	TCD
Certifications: NELAC-NY10854,CTDOH-PH-0723,NJDEP-CT005,PADEP-68-04										

Total Kjeldahl Nitrogen

Log-in Notes:

Sample Notes:

Sample Prepared by Method: Analysis Prep for SAA

CAS No.	Parameter	Result	Flag	Units	Reported to LOQ	Dilution	Reference Method	Date/Time Prepared	Date/Time Analyzed	Analyst
	Total Kjeldahl Nitrogen	11.8		mg/L	0.400	5	SM 4500-N Org D	09/27/2024 15:04	09/30/2024 13:40	TCD
Certifications: NELAC-NY10854,CTDOH-PH-0723,NJDEP-CT005,PADEP-68-04										

Total Nitrogen (TN)

Log-in Notes:

Sample Notes:

Sample Prepared by Method: Analysis Prep for SAA

CAS No.	Parameter	Result	Flag	Units	Reported to LOQ	Dilution	Reference Method	Date/Time Prepared	Date/Time Analyzed	Analyst
	* Total Nitrogen	13.4		mg/L	0.0500	1	SM 4500-N B	10/01/2024 15:45	10/01/2024 16:04	AD
Certifications:										

Total Organic Nitrogen(TON)

Log-in Notes:

Sample Notes:

Sample Prepared by Method: Analysis Prep for SAA

CAS No.	Parameter	Result	Flag	Units	Reported to LOQ	Dilution	Reference Method	Date/Time Prepared	Date/Time Analyzed	Analyst
	* Total Organic Nitrogen	2.60		mg/L	0.100	1	SM 4500-N	10/01/2024 15:45	10/01/2024 16:04	AD
Certifications:										



Sample Information

Client Sample ID: Monitoring Well #DF 2

York Sample ID: 24I1696-04

<u>York Project (SDG) No.</u> 24I1696	<u>Client Project ID</u> 2409410	<u>Matrix</u> Water	<u>Collection Date/Time</u> September 26, 2024 10:29 am	<u>Date Received</u> 09/26/2024
--	-------------------------------------	------------------------	--	------------------------------------

Sample Information

Client Sample ID: Monitoring Well #DF 1

York Sample ID: 24I1696-05

<u>York Project (SDG) No.</u> 24I1696	<u>Client Project ID</u> 2409410	<u>Matrix</u> Water	<u>Collection Date/Time</u> September 26, 2024 10:31 am	<u>Date Received</u> 09/26/2024
--	-------------------------------------	------------------------	--	------------------------------------

Nitrate as N

Log-in Notes:

Sample Notes:

Sample Prepared by Method: EPA 300

CAS No.	Parameter	Result	Flag	Units	Reported to LOQ	Dilution	Reference Method	Date/Time Prepared	Date/Time Analyzed	Analyst
14797-55-8	Nitrate as N	0.0526		mg/L	0.0500	1	EPA 300.0	09/26/2024 18:30	09/27/2024 00:30	ZZZ
Certifications: NELAC-NY10854,CTDOH-PH-0723,NJDEP-CT005,PADEP-68-04										

Nitrite as N

Log-in Notes:

Sample Notes:

Sample Prepared by Method: EPA 300

CAS No.	Parameter	Result	Flag	Units	Reported to LOQ	Dilution	Reference Method	Date/Time Prepared	Date/Time Analyzed	Analyst
14797-65-0	Nitrite as N	ND		mg/L	0.0500	1	EPA 300.0	09/26/2024 18:30	09/27/2024 00:30	ZZZ
Certifications: NELAC-NY10854,CTDOH-PH-0723,PADEP-68-04440										

Alkalinity, Total

Log-in Notes:

Sample Notes:

Sample Prepared by Method: Analysis Preparation

CAS No.	Parameter	Result	Flag	Units	Reported to LOQ	Dilution	Reference Method	Date/Time Prepared	Date/Time Analyzed	Analyst
14807-96-6	Alkalinity, total	690		mg/L	2.0	1	SM 2320B	10/01/2024 07:40	10/01/2024 15:38	PMB
Certifications: NELAC-NY10854,CTDOH-PH-0723,NJDEP-CT005,PADEP-68-04										

Ammonia Nitrogen as N

Log-in Notes:

Sample Notes:

Sample Prepared by Method: Analysis Preparation

CAS No.	Parameter	Result	Flag	Units	Reported to LOQ	Dilution	Reference Method	Date/Time Prepared	Date/Time Analyzed	Analyst
7664-41-7	Ammonia Nitrogen as N	17.0		mg/L	0.0500	1	SM 4500-NH3 D	09/27/2024 10:10	09/27/2024 11:38	TCD
Certifications: NELAC-NY10854,CTDOH-PH-0723,NJDEP-CT005,PADEP-68-04										

Total Kjeldahl Nitrogen

Log-in Notes:

Sample Notes:

Sample Prepared by Method: Analysis Prep for SAA

CAS No.	Parameter	Result	Flag	Units	Reported to LOQ	Dilution	Reference Method	Date/Time Prepared	Date/Time Analyzed	Analyst
	Total Kjeldahl Nitrogen	19.0		mg/L	0.400	5	SM 4500-N Org D	09/27/2024 15:04	09/30/2024 13:40	TCD
Certifications: NELAC-NY10854,CTDOH-PH-0723,NJDEP-CT005,PADEP-68-04										

Total Nitrogen (TN)

Log-in Notes:

Sample Notes:

Sample Prepared by Method: Analysis Prep for SAA

CAS No.	Parameter	Result	Flag	Units	Reported to LOQ	Dilution	Reference Method	Date/Time Prepared	Date/Time Analyzed	Analyst
---------	-----------	--------	------	-------	-----------------	----------	------------------	--------------------	--------------------	---------



Sample Information

Client Sample ID: Monitoring Well #DF 1

York Sample ID: 24I1696-05

Table with 5 columns: York Project (SDG) No., Client Project ID, Matrix, Collection Date/Time, Date Received. Values: 24I1696, 2409410, Water, September 26, 2024 10:31 am, 09/26/2024

Total Nitrogen (TN)

Log-in Notes:

Sample Notes:

Sample Prepared by Method: Analysis Prep for SAA

Table with 11 columns: CAS No., Parameter, Result, Flag, Units, Reported to LOQ, Dilution, Reference Method, Date/Time Prepared, Date/Time Analyzed, Analyst. Row: * Total Nitrogen, 19.1, mg/L, 0.0500, 1, SM 4500-N B, 10/01/2024 15:45, 10/01/2024 16:04, AD

Total Organic Nitrogen(TON)

Log-in Notes:

Sample Notes:

Sample Prepared by Method: Analysis Prep for SAA

Table with 11 columns: CAS No., Parameter, Result, Flag, Units, Reported to LOQ, Dilution, Reference Method, Date/Time Prepared, Date/Time Analyzed, Analyst. Row: * Total Organic Nitrogen, 2.00, mg/L, 0.100, 1, SM 4500-N, 10/01/2024 15:45, 10/01/2024 16:04, AD

Sample Information

Client Sample ID: Monitoring Well #DG 0.5

York Sample ID: 24I1696-06

Table with 5 columns: York Project (SDG) No., Client Project ID, Matrix, Collection Date/Time, Date Received. Values: 24I1696, 2409410, Water, September 26, 2024 10:40 am, 09/26/2024

Nitrate as N

Log-in Notes:

Sample Notes:

Sample Prepared by Method: EPA 300

Table with 11 columns: CAS No., Parameter, Result, Flag, Units, Reported to LOQ, Dilution, Reference Method, Date/Time Prepared, Date/Time Analyzed, Analyst. Row: 14797-55-8 Nitrate as N, 5.15, mg/L, 0.0500, 1, EPA 300.0, 09/26/2024 18:30, 09/27/2024 00:40, ZZZ

Nitrite as N

Log-in Notes:

Sample Notes:

Sample Prepared by Method: EPA 300

Table with 11 columns: CAS No., Parameter, Result, Flag, Units, Reported to LOQ, Dilution, Reference Method, Date/Time Prepared, Date/Time Analyzed, Analyst. Row: 14797-65-0 Nitrite as N, ND, mg/L, 0.0500, 1, EPA 300.0, 09/26/2024 18:30, 09/27/2024 00:40, ZZZ

Alkalinity, Total

Log-in Notes:

Sample Notes:

Sample Prepared by Method: Analysis Preparation

Table with 11 columns: CAS No., Parameter, Result, Flag, Units, Reported to LOQ, Dilution, Reference Method, Date/Time Prepared, Date/Time Analyzed, Analyst. Row: 14807-96-6 Alkalinity, total, 22, mg/L, 2.0, 1, SM 2320B, 10/01/2024 07:40, 10/01/2024 15:38, PMB

Ammonia Nitrogen as N

Log-in Notes:

Sample Notes:

Sample Prepared by Method: Analysis Preparation

Table with 11 columns: CAS No., Parameter, Result, Flag, Units, Reported to LOQ, Dilution, Reference Method, Date/Time Prepared, Date/Time Analyzed, Analyst



Sample Information

Client Sample ID: Monitoring Well #DG 0.5

York Sample ID: 24I1696-06

<u>York Project (SDG) No.</u> 24I1696	<u>Client Project ID</u> 2409410	<u>Matrix</u> Water	<u>Collection Date/Time</u> September 26, 2024 10:40 am	<u>Date Received</u> 09/26/2024
--	-------------------------------------	------------------------	--	------------------------------------

Ammonia Nitrogen as N

Log-in Notes:

Sample Notes:

Sample Prepared by Method: Analysis Preparation

CAS No.	Parameter	Result	Flag	Units	Reported to LOQ	Dilution	Reference Method	Date/Time Prepared	Date/Time Analyzed	Analyst
7664-41-7	Ammonia Nitrogen as N	ND		mg/L	0.0500	1	SM 4500-NH3 D Certifications: NELAC-NY10854,CTDOH-PH-0723,NJDEP-CT005,PADEP-68-04	09/27/2024 10:10	09/27/2024 11:38	TCD

Total Kjeldahl Nitrogen

Log-in Notes:

Sample Notes:

Sample Prepared by Method: Analysis Prep for SAA

CAS No.	Parameter	Result	Flag	Units	Reported to LOQ	Dilution	Reference Method	Date/Time Prepared	Date/Time Analyzed	Analyst
	Total Kjeldahl Nitrogen	1.44		mg/L	0.400	5	SM 4500-N Org D Certifications: NELAC-NY10854,CTDOH-PH-0723,NJDEP-CT005,PADEP-68-04	09/27/2024 15:04	09/30/2024 13:40	TCD

Total Nitrogen (TN)

Log-in Notes:

Sample Notes:

Sample Prepared by Method: Analysis Prep for SAA

CAS No.	Parameter	Result	Flag	Units	Reported to LOQ	Dilution	Reference Method	Date/Time Prepared	Date/Time Analyzed	Analyst
	* Total Nitrogen	6.59		mg/L	0.0500	1	SM 4500-N B Certifications:	10/01/2024 15:45	10/01/2024 16:04	AD

Total Organic Nitrogen(TON)

Log-in Notes:

Sample Notes:

Sample Prepared by Method: Analysis Prep for SAA

CAS No.	Parameter	Result	Flag	Units	Reported to LOQ	Dilution	Reference Method	Date/Time Prepared	Date/Time Analyzed	Analyst
	* Total Organic Nitrogen	1.44		mg/L	0.100	1	SM 4500-N Certifications:	10/01/2024 15:45	10/01/2024 16:04	AD

Sample Information

Client Sample ID: Monitoring Well #DG 1.0

York Sample ID: 24I1696-07

<u>York Project (SDG) No.</u> 24I1696	<u>Client Project ID</u> 2409410	<u>Matrix</u> Water	<u>Collection Date/Time</u> September 26, 2024 10:42 am	<u>Date Received</u> 09/26/2024
--	-------------------------------------	------------------------	--	------------------------------------

Nitrate as N

Log-in Notes:

Sample Notes:

Sample Prepared by Method: EPA 300

CAS No.	Parameter	Result	Flag	Units	Reported to LOQ	Dilution	Reference Method	Date/Time Prepared	Date/Time Analyzed	Analyst
14797-55-8	Nitrate as N	0.608		mg/L	0.0500	1	EPA 300.0 Certifications: NELAC-NY10854,CTDOH-PH-0723,NJDEP-CT005,PADEP-68-04	09/26/2024 18:30	09/27/2024 00:51	ZZZ

Nitrite as N

Log-in Notes:

Sample Notes:

Sample Prepared by Method: EPA 300

CAS No.	Parameter	Result	Flag	Units	Reported to LOQ	Dilution	Reference Method	Date/Time Prepared	Date/Time Analyzed	Analyst
---------	-----------	--------	------	-------	-----------------	----------	------------------	--------------------	--------------------	---------



Sample Information

Client Sample ID: Monitoring Well #DG 1.0

York Sample ID: 24I1696-07

<u>York Project (SDG) No.</u> 24I1696	<u>Client Project ID</u> 2409410	<u>Matrix</u> Water	<u>Collection Date/Time</u> September 26, 2024 10:42 am	<u>Date Received</u> 09/26/2024
--	-------------------------------------	------------------------	--	------------------------------------

Nitrite as N

Log-in Notes:

Sample Notes:

Sample Prepared by Method: EPA 300

CAS No.	Parameter	Result	Flag	Units	Reported to LOQ	Dilution	Reference Method	Date/Time Prepared	Date/Time Analyzed	Analyst
14797-65-0	Nitrite as N	ND		mg/L	0.0500	1	EPA 300.0 Certifications: NELAC-NY10854,CTDOH-PH-0723,PADEP-68-04440	09/26/2024 18:30	09/27/2024 00:51	ZZZ

Alkalinity, Total

Log-in Notes:

Sample Notes:

Sample Prepared by Method: Analysis Preparation

CAS No.	Parameter	Result	Flag	Units	Reported to LOQ	Dilution	Reference Method	Date/Time Prepared	Date/Time Analyzed	Analyst
14807-96-6	Alkalinity, total	170		mg/L	2.0	1	SM 2320B Certifications: NELAC-NY10854,CTDOH-PH-0723,NJDEP-CT005,PADEP-68-04	10/01/2024 07:40	10/01/2024 15:38	PMB

Ammonia Nitrogen as N

Log-in Notes:

Sample Notes:

Sample Prepared by Method: Analysis Preparation

CAS No.	Parameter	Result	Flag	Units	Reported to LOQ	Dilution	Reference Method	Date/Time Prepared	Date/Time Analyzed	Analyst
7664-41-7	Ammonia Nitrogen as N	0.169		mg/L	0.0500	1	SM 4500-NH3 D Certifications: NELAC-NY10854,CTDOH-PH-0723,NJDEP-CT005,PADEP-68-04	09/27/2024 10:10	09/27/2024 11:38	TCD

Total Kjeldahl Nitrogen

Log-in Notes:

Sample Notes:

Sample Prepared by Method: Analysis Prep for SAA

CAS No.	Parameter	Result	Flag	Units	Reported to LOQ	Dilution	Reference Method	Date/Time Prepared	Date/Time Analyzed	Analyst
	Total Kjeldahl Nitrogen	0.805		mg/L	0.400	5	SM 4500-N Org D Certifications: NELAC-NY10854,CTDOH-PH-0723,NJDEP-CT005,PADEP-68-04	09/27/2024 15:04	09/30/2024 13:40	TCD

Total Nitrogen (TN)

Log-in Notes:

Sample Notes:

Sample Prepared by Method: Analysis Prep for SAA

CAS No.	Parameter	Result	Flag	Units	Reported to LOQ	Dilution	Reference Method	Date/Time Prepared	Date/Time Analyzed	Analyst
	* Total Nitrogen	1.41		mg/L	0.0500	1	SM 4500-N B Certifications:	10/01/2024 15:45	10/01/2024 16:04	AD

Total Organic Nitrogen(TON)

Log-in Notes:

Sample Notes:

Sample Prepared by Method: Analysis Prep for SAA

CAS No.	Parameter	Result	Flag	Units	Reported to LOQ	Dilution	Reference Method	Date/Time Prepared	Date/Time Analyzed	Analyst
	* Total Organic Nitrogen	0.636		mg/L	0.100	1	SM 4500-N Certifications:	10/01/2024 15:45	10/01/2024 16:04	AD



Sample Information

Client Sample ID: Monitoring Well #DG 2.0

York Sample ID: 24I1696-08

<u>York Project (SDG) No.</u> 24I1696	<u>Client Project ID</u> 2409410	<u>Matrix</u> Water	<u>Collection Date/Time</u> September 26, 2024 10:53 am	<u>Date Received</u> 09/26/2024
--	-------------------------------------	------------------------	--	------------------------------------

Nitrate as N

Log-in Notes:

Sample Notes:

Sample Prepared by Method: EPA 300

CAS No.	Parameter	Result	Flag	Units	Reported to LOQ	Dilution	Reference Method	Date/Time Prepared	Date/Time Analyzed	Analyst
14797-55-8	Nitrate as N	ND		mg/L	0.0500	1	EPA 300.0 Certifications: NELAC-NY10854,CTDOH-PH-0723,NJDEP-CT005,PADEP-68-044	09/26/2024 18:30	09/27/2024 01:01	ZZZ

Nitrite as N

Log-in Notes:

Sample Notes:

Sample Prepared by Method: EPA 300

CAS No.	Parameter	Result	Flag	Units	Reported to LOQ	Dilution	Reference Method	Date/Time Prepared	Date/Time Analyzed	Analyst
14797-65-0	Nitrite as N	ND		mg/L	0.0500	1	EPA 300.0 Certifications: NELAC-NY10854,CTDOH-PH-0723,PADEP-68-04440	09/26/2024 18:30	09/27/2024 01:01	ZZZ

Alkalinity, Total

Log-in Notes:

Sample Notes:

Sample Prepared by Method: Analysis Preparation

CAS No.	Parameter	Result	Flag	Units	Reported to LOQ	Dilution	Reference Method	Date/Time Prepared	Date/Time Analyzed	Analyst
14807-96-6	Alkalinity, total	310		mg/L	2.0	1	SM 2320B Certifications: NELAC-NY10854,CTDOH-PH-0723,NJDEP-CT005,PADEP-68-044	10/01/2024 07:40	10/01/2024 15:38	PMB

Ammonia Nitrogen as N

Log-in Notes:

Sample Notes:

Sample Prepared by Method: Analysis Preparation

CAS No.	Parameter	Result	Flag	Units	Reported to LOQ	Dilution	Reference Method	Date/Time Prepared	Date/Time Analyzed	Analyst
7664-41-7	Ammonia Nitrogen as N	3.74		mg/L	0.0500	1	SM 4500-NH3 D Certifications: NELAC-NY10854,CTDOH-PH-0723,NJDEP-CT005,PADEP-68-044	09/27/2024 10:10	09/27/2024 11:38	TCD

Total Kjeldahl Nitrogen

Log-in Notes:

Sample Notes:

Sample Prepared by Method: Analysis Prep for SAA

CAS No.	Parameter	Result	Flag	Units	Reported to LOQ	Dilution	Reference Method	Date/Time Prepared	Date/Time Analyzed	Analyst
	Total Kjeldahl Nitrogen	3.76		mg/L	0.400	5	SM 4500-N Org D Certifications: NELAC-NY10854,CTDOH-PH-0723,NJDEP-CT005,PADEP-68-044	09/27/2024 15:04	09/30/2024 13:40	TCD

Total Nitrogen (TN)

Log-in Notes:

Sample Notes:

Sample Prepared by Method: Analysis Prep for SAA

CAS No.	Parameter	Result	Flag	Units	Reported to LOQ	Dilution	Reference Method	Date/Time Prepared	Date/Time Analyzed	Analyst
	* Total Nitrogen	3.76		mg/L	0.0500	1	SM 4500-N B Certifications:	10/01/2024 15:45	10/01/2024 16:04	AD

Total Organic Nitrogen(TON)

Log-in Notes:

Sample Notes:

Sample Prepared by Method: Analysis Prep for SAA

CAS No.	Parameter	Result	Flag	Units	Reported to LOQ	Dilution	Reference Method	Date/Time Prepared	Date/Time Analyzed	Analyst
	* Total Organic Nitrogen	ND		mg/L	0.100	1	SM 4500-N Certifications:	10/01/2024 15:45	10/01/2024 16:04	AD



Sample Information

Client Sample ID: Monitoring Well #DG 2.0

York Sample ID: 24I1696-08

<u>York Project (SDG) No.</u> 24I1696	<u>Client Project ID</u> 2409410	<u>Matrix</u> Water	<u>Collection Date/Time</u> September 26, 2024 10:53 am	<u>Date Received</u> 09/26/2024
--	-------------------------------------	------------------------	--	------------------------------------

Sample Information

Client Sample ID: Monitoring Well #DG 3.0

York Sample ID: 24I1696-09

<u>York Project (SDG) No.</u> 24I1696	<u>Client Project ID</u> 2409410	<u>Matrix</u> Water	<u>Collection Date/Time</u> September 26, 2024 11:06 am	<u>Date Received</u> 09/26/2024
--	-------------------------------------	------------------------	--	------------------------------------

Nitrate as N

Log-in Notes:

Sample Notes:

Sample Prepared by Method: EPA 300

CAS No.	Parameter	Result	Flag	Units	Reported to LOQ	Dilution	Reference Method	Date/Time Prepared	Date/Time Analyzed	Analyst
14797-55-8	Nitrate as N	ND		mg/L	0.0500	1	EPA 300.0 Certifications: NELAC-NY10854,CTDOH-PH-0723,NJDEP-CT005,PADEP-68-044	09/26/2024 18:30	09/27/2024 01:12	ZZZ

Nitrite as N

Log-in Notes:

Sample Notes:

Sample Prepared by Method: EPA 300

CAS No.	Parameter	Result	Flag	Units	Reported to LOQ	Dilution	Reference Method	Date/Time Prepared	Date/Time Analyzed	Analyst
14797-65-0	Nitrite as N	ND		mg/L	0.0500	1	EPA 300.0 Certifications: NELAC-NY10854,CTDOH-PH-0723,PADEP-68-04440	09/26/2024 18:30	09/27/2024 01:12	ZZZ

Alkalinity, Total

Log-in Notes:

Sample Notes:

Sample Prepared by Method: Analysis Preparation

CAS No.	Parameter	Result	Flag	Units	Reported to LOQ	Dilution	Reference Method	Date/Time Prepared	Date/Time Analyzed	Analyst
14807-96-6	Alkalinity, total	190		mg/L	2.0	1	SM 2320B Certifications: NELAC-NY10854,CTDOH-PH-0723,NJDEP-CT005,PADEP-68-04	10/02/2024 08:05	10/02/2024 15:05	PMB

Ammonia Nitrogen as N

Log-in Notes:

Sample Notes:

Sample Prepared by Method: Analysis Preparation

CAS No.	Parameter	Result	Flag	Units	Reported to LOQ	Dilution	Reference Method	Date/Time Prepared	Date/Time Analyzed	Analyst
7664-41-7	Ammonia Nitrogen as N	1.68		mg/L	0.0500	1	SM 4500-NH3 D Certifications: NELAC-NY10854,CTDOH-PH-0723,NJDEP-CT005,PADEP-68-04	09/27/2024 10:10	09/27/2024 11:38	TCD

Total Kjeldahl Nitrogen

Log-in Notes:

Sample Notes:

Sample Prepared by Method: Analysis Prep for SAA

CAS No.	Parameter	Result	Flag	Units	Reported to LOQ	Dilution	Reference Method	Date/Time Prepared	Date/Time Analyzed	Analyst
	Total Kjeldahl Nitrogen	3.00		mg/L	0.400	5	SM 4500-N Org D Certifications: NELAC-NY10854,CTDOH-PH-0723,NJDEP-CT005,PADEP-68-04	09/30/2024 14:59	10/01/2024 10:19	TCD

Total Nitrogen (TN)

Log-in Notes:

Sample Notes:

Sample Prepared by Method: Analysis Prep for SAA

CAS No.	Parameter	Result	Flag	Units	Reported to LOQ	Dilution	Reference Method	Date/Time Prepared	Date/Time Analyzed	Analyst
---------	-----------	--------	------	-------	-----------------	----------	------------------	--------------------	--------------------	---------



Sample Information

Client Sample ID: Monitoring Well #DG 3.0

York Sample ID: 24I1696-09

Table with 5 columns: York Project (SDG) No., Client Project ID, Matrix, Collection Date/Time, Date Received. Values: 24I1696, 2409410, Water, September 26, 2024 11:06 am, 09/26/2024

Total Nitrogen (TN)

Log-in Notes:

Sample Notes:

Sample Prepared by Method: Analysis Prep for SAA

Table with 11 columns: CAS No., Parameter, Result, Flag, Units, Reported to LOQ, Dilution, Reference Method, Date/Time Prepared, Date/Time Analyzed, Analyst. Row 1: * Total Nitrogen, 3.00, mg/L, 0.0500, 1, SM 4500-N B, 10/01/2024 15:45, 10/01/2024 16:04, AD

Total Organic Nitrogen(TON)

Log-in Notes:

Sample Notes:

Sample Prepared by Method: Analysis Prep for SAA

Table with 11 columns: CAS No., Parameter, Result, Flag, Units, Reported to LOQ, Dilution, Reference Method, Date/Time Prepared, Date/Time Analyzed, Analyst. Row 1: * Total Organic Nitrogen, 1.32, mg/L, 0.100, 1, SM 4500-N, 10/01/2024 15:45, 10/01/2024 16:04, AD

Sample Information

Client Sample ID: Monitoring Well #DG 1.5

York Sample ID: 24I1696-10

Table with 5 columns: York Project (SDG) No., Client Project ID, Matrix, Collection Date/Time, Date Received. Values: 24I1696, 2409410, Water, September 26, 2024 11:19 am, 09/26/2024

Nitrate as N

Log-in Notes:

Sample Notes:

Sample Prepared by Method: EPA 300

Table with 11 columns: CAS No., Parameter, Result, Flag, Units, Reported to LOQ, Dilution, Reference Method, Date/Time Prepared, Date/Time Analyzed, Analyst. Row 1: 14797-55-8 Nitrate as N, 0.0680, mg/L, 0.0500, 1, EPA 300.0, 09/26/2024 18:30, 09/27/2024 02:07, ZZZ

Nitrite as N

Log-in Notes:

Sample Notes:

Sample Prepared by Method: EPA 300

Table with 11 columns: CAS No., Parameter, Result, Flag, Units, Reported to LOQ, Dilution, Reference Method, Date/Time Prepared, Date/Time Analyzed, Analyst. Row 1: 14797-65-0 Nitrite as N, ND, mg/L, 0.0500, 1, EPA 300.0, 09/26/2024 18:30, 09/27/2024 02:07, ZZZ

Alkalinity, Total

Log-in Notes:

Sample Notes:

Sample Prepared by Method: Analysis Preparation

Table with 11 columns: CAS No., Parameter, Result, Flag, Units, Reported to LOQ, Dilution, Reference Method, Date/Time Prepared, Date/Time Analyzed, Analyst. Row 1: 14807-96-6 Alkalinity, total, 460, mg/L, 2.0, 1, SM 2320B, 10/02/2024 08:05, 10/02/2024 15:05, PMB

Ammonia Nitrogen as N

Log-in Notes:

Sample Notes:

Sample Prepared by Method: Analysis Preparation

Table with 11 columns: CAS No., Parameter, Result, Flag, Units, Reported to LOQ, Dilution, Reference Method, Date/Time Prepared, Date/Time Analyzed, Analyst



Sample Information

Client Sample ID: Monitoring Well #DG 1.5

York Sample ID: 24I1696-10

Table with 5 columns: York Project (SDG) No., Client Project ID, Matrix, Collection Date/Time, Date Received. Values: 24I1696, 2409410, Water, September 26, 2024 11:19 am, 09/26/2024

Ammonia Nitrogen as N

Log-in Notes:

Sample Notes:

Sample Prepared by Method: Analysis Preparation

Table with 11 columns: CAS No., Parameter, Result, Flag, Units, Reported to LOQ, Dilution, Reference Method, Date/Time Prepared, Date/Time Analyzed, Analyst. Row 1: 7664-41-7, Ammonia Nitrogen as N, 11.9, mg/L, 0.0500, 1, SM 4500-NH3 D, 09/27/2024 10:10, 09/27/2024 11:38, TCD

Total Kjeldahl Nitrogen

Log-in Notes:

Sample Notes:

Sample Prepared by Method: Analysis Prep for SAA

Table with 11 columns: CAS No., Parameter, Result, Flag, Units, Reported to LOQ, Dilution, Reference Method, Date/Time Prepared, Date/Time Analyzed, Analyst. Row 1: Total Kjeldahl Nitrogen, 12.3, mg/L, 0.400, 5, SM 4500-N Org D, 09/30/2024 14:59, 10/01/2024 10:19, TCD

Total Nitrogen (TN)

Log-in Notes:

Sample Notes:

Sample Prepared by Method: Analysis Prep for SAA

Table with 11 columns: CAS No., Parameter, Result, Flag, Units, Reported to LOQ, Dilution, Reference Method, Date/Time Prepared, Date/Time Analyzed, Analyst. Row 1: * Total Nitrogen, 12.4, mg/L, 0.0500, 1, SM 4500-N B, 10/01/2024 15:45, 10/01/2024 16:04, AD

Total Organic Nitrogen(TON)

Log-in Notes:

Sample Notes:

Sample Prepared by Method: Analysis Prep for SAA

Table with 11 columns: CAS No., Parameter, Result, Flag, Units, Reported to LOQ, Dilution, Reference Method, Date/Time Prepared, Date/Time Analyzed, Analyst. Row 1: * Total Organic Nitrogen, 0.400, mg/L, 0.100, 1, SM 4500-N, 10/01/2024 15:45, 10/01/2024 16:04, AD

Sample Information

Client Sample ID: Monitoring Well #DG 1.5 DPA

York Sample ID: 24I1696-11

Table with 5 columns: York Project (SDG) No., Client Project ID, Matrix, Collection Date/Time, Date Received. Values: 24I1696, 2409410, Water, September 26, 2024 11:11 am, 09/26/2024

Nitrate as N

Log-in Notes:

Sample Notes:

Sample Prepared by Method: EPA 300

Table with 11 columns: CAS No., Parameter, Result, Flag, Units, Reported to LOQ, Dilution, Reference Method, Date/Time Prepared, Date/Time Analyzed, Analyst. Row 1: 14797-55-8, Nitrate as N, 7.48, mg/L, 0.0500, 1, EPA 300.0, 09/26/2024 18:30, 09/27/2024 01:46, ZZZ

Nitrite as N

Log-in Notes:

Sample Notes:

Sample Prepared by Method: EPA 300

Table with 11 columns: CAS No., Parameter, Result, Flag, Units, Reported to LOQ, Dilution, Reference Method, Date/Time Prepared, Date/Time Analyzed, Analyst



Sample Information

Client Sample ID: Monitoring Well #DG 1.5 DPA

York Sample ID: 24I1696-11

<u>York Project (SDG) No.</u> 24I1696	<u>Client Project ID</u> 2409410	<u>Matrix</u> Water	<u>Collection Date/Time</u> September 26, 2024 11:11 am	<u>Date Received</u> 09/26/2024
--	-------------------------------------	------------------------	--	------------------------------------

Nitrite as N

Log-in Notes:

Sample Notes:

Sample Prepared by Method: EPA 300

CAS No.	Parameter	Result	Flag	Units	Reported to LOQ	Dilution	Reference Method	Date/Time Prepared	Date/Time Analyzed	Analyst
14797-65-0	Nitrite as N	ND		mg/L	0.0500	1	EPA 300.0 Certifications: NELAC-NY10854,CTDOH-PH-0723,PADEP-68-04440	09/26/2024 18:30	09/27/2024 01:46	ZZZ

Alkalinity, Total

Log-in Notes:

Sample Notes:

Sample Prepared by Method: Analysis Preparation

CAS No.	Parameter	Result	Flag	Units	Reported to LOQ	Dilution	Reference Method	Date/Time Prepared	Date/Time Analyzed	Analyst
14807-96-6	Alkalinity, total	220		mg/L	2.0	1	SM 2320B Certifications: NELAC-NY10854,CTDOH-PH-0723,NJDEP-CT005,PADEP-68-04	10/02/2024 08:05	10/02/2024 15:05	PMB

Ammonia Nitrogen as N

Log-in Notes:

Sample Notes:

Sample Prepared by Method: Analysis Preparation

CAS No.	Parameter	Result	Flag	Units	Reported to LOQ	Dilution	Reference Method	Date/Time Prepared	Date/Time Analyzed	Analyst
7664-41-7	Ammonia Nitrogen as N	4.26		mg/L	0.0500	1	SM 4500-NH3 D Certifications: NELAC-NY10854,CTDOH-PH-0723,NJDEP-CT005,PADEP-68-04	09/27/2024 10:10	09/27/2024 11:38	TCD

Total Kjeldahl Nitrogen

Log-in Notes:

Sample Notes:

Sample Prepared by Method: Analysis Prep for SAA

CAS No.	Parameter	Result	Flag	Units	Reported to LOQ	Dilution	Reference Method	Date/Time Prepared	Date/Time Analyzed	Analyst
	Total Kjeldahl Nitrogen	4.34		mg/L	0.400	5	SM 4500-N Org D Certifications: NELAC-NY10854,CTDOH-PH-0723,NJDEP-CT005,PADEP-68-04	09/30/2024 14:59	10/01/2024 10:19	TCD

Total Nitrogen (TN)

Log-in Notes:

Sample Notes:

Sample Prepared by Method: Analysis Prep for SAA

CAS No.	Parameter	Result	Flag	Units	Reported to LOQ	Dilution	Reference Method	Date/Time Prepared	Date/Time Analyzed	Analyst
	* Total Nitrogen	11.8		mg/L	0.0500	1	SM 4500-N B Certifications:	10/01/2024 15:45	10/01/2024 16:04	AD

Total Organic Nitrogen(TON)

Log-in Notes:

Sample Notes:

Sample Prepared by Method: Analysis Prep for SAA

CAS No.	Parameter	Result	Flag	Units	Reported to LOQ	Dilution	Reference Method	Date/Time Prepared	Date/Time Analyzed	Analyst
	* Total Organic Nitrogen	ND		mg/L	0.100	1	SM 4500-N Certifications:	10/01/2024 15:45	10/01/2024 16:04	AD



Sample Information

Client Sample ID: Monitoring Well #DG 1.5 DPB

York Sample ID: 24I1696-12

<u>York Project (SDG) No.</u> 24I1696	<u>Client Project ID</u> 2409410	<u>Matrix</u> Water	<u>Collection Date/Time</u> September 26, 2024 11:18 am	<u>Date Received</u> 09/26/2024
--	-------------------------------------	------------------------	--	------------------------------------

Nitrate as N

Log-in Notes:

Sample Notes:

Sample Prepared by Method: EPA 300

CAS No.	Parameter	Result	Flag	Units	Reported to LOQ	Dilution	Reference Method	Date/Time Prepared	Date/Time Analyzed	Analyst
14797-55-8	Nitrate as N	11.2		mg/L	0.0500	1	EPA 300.0	09/26/2024 18:30	09/27/2024 01:56	ZZZ
Certifications: NELAC-NY10854,CTDOH-PH-0723,NJDEP-CT005,PADEP-68-04										

Nitrite as N

Log-in Notes:

Sample Notes:

Sample Prepared by Method: EPA 300

CAS No.	Parameter	Result	Flag	Units	Reported to LOQ	Dilution	Reference Method	Date/Time Prepared	Date/Time Analyzed	Analyst
14797-65-0	Nitrite as N	ND		mg/L	0.0500	1	EPA 300.0	09/26/2024 18:30	09/27/2024 01:56	ZZZ
Certifications: NELAC-NY10854,CTDOH-PH-0723,PADEP-68-04440										

Alkalinity, Total

Log-in Notes:

Sample Notes:

Sample Prepared by Method: Analysis Preparation

CAS No.	Parameter	Result	Flag	Units	Reported to LOQ	Dilution	Reference Method	Date/Time Prepared	Date/Time Analyzed	Analyst
14807-96-6	Alkalinity, total	160		mg/L	2.0	1	SM 2320B	10/02/2024 08:05	10/02/2024 15:05	PMB
Certifications: NELAC-NY10854,CTDOH-PH-0723,NJDEP-CT005,PADEP-68-04										

Ammonia Nitrogen as N

Log-in Notes:

Sample Notes:

Sample Prepared by Method: Analysis Preparation

CAS No.	Parameter	Result	Flag	Units	Reported to LOQ	Dilution	Reference Method	Date/Time Prepared	Date/Time Analyzed	Analyst
7664-41-7	Ammonia Nitrogen as N	1.63		mg/L	0.0500	1	SM 4500-NH3 D	09/30/2024 09:03	09/30/2024 10:11	TCD
Certifications: NELAC-NY10854,CTDOH-PH-0723,NJDEP-CT005,PADEP-68-04										

Total Kjeldahl Nitrogen

Log-in Notes:

Sample Notes:

Sample Prepared by Method: Analysis Prep for SAA

CAS No.	Parameter	Result	Flag	Units	Reported to LOQ	Dilution	Reference Method	Date/Time Prepared	Date/Time Analyzed	Analyst
	Total Kjeldahl Nitrogen	2.18		mg/L	0.400	5	SM 4500-N Org D	09/30/2024 14:59	10/01/2024 10:19	TCD
Certifications: NELAC-NY10854,CTDOH-PH-0723,NJDEP-CT005,PADEP-68-04										

Total Nitrogen (TN)

Log-in Notes:

Sample Notes:

Sample Prepared by Method: Analysis Prep for SAA

CAS No.	Parameter	Result	Flag	Units	Reported to LOQ	Dilution	Reference Method	Date/Time Prepared	Date/Time Analyzed	Analyst
	* Total Nitrogen	13.4		mg/L	0.0500	1	SM 4500-N B	10/01/2024 15:45	10/01/2024 16:04	AD
Certifications:										

Total Organic Nitrogen(TON)

Log-in Notes:

Sample Notes:

Sample Prepared by Method: Analysis Prep for SAA

CAS No.	Parameter	Result	Flag	Units	Reported to LOQ	Dilution	Reference Method	Date/Time Prepared	Date/Time Analyzed	Analyst
	* Total Organic Nitrogen	0.550		mg/L	0.100	1	SM 4500-N	10/01/2024 15:45	10/01/2024 16:04	AD
Certifications:										



Sample Information

Client Sample ID: Monitoring Well #DG 1.5 DPB

York Sample ID: 24I1696-12

<u>York Project (SDG) No.</u> 24I1696	<u>Client Project ID</u> 2409410	<u>Matrix</u> Water	<u>Collection Date/Time</u> September 26, 2024 11:18 am	<u>Date Received</u> 09/26/2024
--	-------------------------------------	------------------------	--	------------------------------------

Sample Information

Client Sample ID: Monitoring Well #DG 1.5 DPC

York Sample ID: 24I1696-13

<u>York Project (SDG) No.</u> 24I1696	<u>Client Project ID</u> 2409410	<u>Matrix</u> Water	<u>Collection Date/Time</u> September 26, 2024 11:33 am	<u>Date Received</u> 09/26/2024
--	-------------------------------------	------------------------	--	------------------------------------

Nitrate as N

Log-in Notes:

Sample Notes:

Sample Prepared by Method: EPA 300

CAS No.	Parameter	Result	Flag	Units	Reported to LOQ	Dilution	Reference Method	Date/Time Prepared	Date/Time Analyzed	Analyst
14797-55-8	Nitrate as N	12.5		mg/L	0.0500	1	EPA 300.0	09/26/2024 18:30	09/27/2024 02:18	ZZZ
							Certifications:	NELAC-NY10854,CTDOH-PH-0723,NJDEP-CT005,PADEP-68-04		

Nitrite as N

Log-in Notes:

Sample Notes:

Sample Prepared by Method: EPA 300

CAS No.	Parameter	Result	Flag	Units	Reported to LOQ	Dilution	Reference Method	Date/Time Prepared	Date/Time Analyzed	Analyst
14797-65-0	Nitrite as N	ND		mg/L	0.0500	1	EPA 300.0	09/26/2024 18:30	09/27/2024 02:18	ZZZ
							Certifications:	NELAC-NY10854,CTDOH-PH-0723,PADEP-68-0440		

Alkalinity, Total

Log-in Notes:

Sample Notes:

Sample Prepared by Method: Analysis Preparation

CAS No.	Parameter	Result	Flag	Units	Reported to LOQ	Dilution	Reference Method	Date/Time Prepared	Date/Time Analyzed	Analyst
14807-96-6	Alkalinity, total	24		mg/L	2.0	1	SM 2320B	10/02/2024 08:05	10/02/2024 15:05	PMB
							Certifications:	NELAC-NY10854,CTDOH-PH-0723,NJDEP-CT005,PADEP-68-04		

Ammonia Nitrogen as N

Log-in Notes:

Sample Notes:

Sample Prepared by Method: Analysis Preparation

CAS No.	Parameter	Result	Flag	Units	Reported to LOQ	Dilution	Reference Method	Date/Time Prepared	Date/Time Analyzed	Analyst
7664-41-7	Ammonia Nitrogen as N	ND		mg/L	0.0500	1	SM 4500-NH3 D	09/30/2024 09:03	09/30/2024 10:11	TCD
							Certifications:	NELAC-NY10854,CTDOH-PH-0723,NJDEP-CT005,PADEP-68-044		

Total Kjeldahl Nitrogen

Log-in Notes:

Sample Notes:

Sample Prepared by Method: Analysis Prep for SAA

CAS No.	Parameter	Result	Flag	Units	Reported to LOQ	Dilution	Reference Method	Date/Time Prepared	Date/Time Analyzed	Analyst
	Total Kjeldahl Nitrogen	2.06		mg/L	0.400	5	SM 4500-N Org D	09/30/2024 14:59	10/01/2024 10:19	TCD
							Certifications:	NELAC-NY10854,CTDOH-PH-0723,NJDEP-CT005,PADEP-68-04		

Total Nitrogen (TN)

Log-in Notes:

Sample Notes:

Sample Prepared by Method: Analysis Prep for SAA

CAS No.	Parameter	Result	Flag	Units	Reported to LOQ	Dilution	Reference Method	Date/Time Prepared	Date/Time Analyzed	Analyst
---------	-----------	--------	------	-------	-----------------	----------	------------------	--------------------	--------------------	---------



Sample Information

Client Sample ID: Monitoring Well #DG 1.5 DPC

York Sample ID: 24I1696-13

<u>York Project (SDG) No.</u> 24I1696	<u>Client Project ID</u> 2409410	<u>Matrix</u> Water	<u>Collection Date/Time</u> September 26, 2024 11:33 am	<u>Date Received</u> 09/26/2024
--	-------------------------------------	------------------------	--	------------------------------------

Total Nitrogen (TN)

Log-in Notes:

Sample Notes:

Sample Prepared by Method: Analysis Prep for SAA

CAS No.	Parameter	Result	Flag	Units	Reported to LOQ	Dilution	Reference Method	Date/Time Prepared	Date/Time Analyzed	Analyst
* Total Nitrogen		14.6		mg/L	0.0500	1	SM 4500-N B	10/01/2024 15:45	10/01/2024 16:04	AD
Certifications:										

Total Organic Nitrogen(TON)

Log-in Notes:

Sample Notes:

Sample Prepared by Method: Analysis Prep for SAA

CAS No.	Parameter	Result	Flag	Units	Reported to LOQ	Dilution	Reference Method	Date/Time Prepared	Date/Time Analyzed	Analyst
* Total Organic Nitrogen		2.06		mg/L	0.100	1	SM 4500-N	10/01/2024 15:45	10/01/2024 16:04	AD
Certifications:										

Sample Information

Client Sample ID: Monitoring Well #Waste Water - Eff

York Sample ID: 24I1696-14

<u>York Project (SDG) No.</u> 24I1696	<u>Client Project ID</u> 2409410	<u>Matrix</u> Water	<u>Collection Date/Time</u> September 26, 2024 10:07 am	<u>Date Received</u> 09/26/2024
--	-------------------------------------	------------------------	--	------------------------------------

Nitrate as N

Log-in Notes:

Sample Notes:

Sample Prepared by Method: EPA 300

CAS No.	Parameter	Result	Flag	Units	Reported to LOQ	Dilution	Reference Method	Date/Time Prepared	Date/Time Analyzed	Analyst
14797-55-8	Nitrate as N	ND		mg/L	0.0500	1	EPA 300.0	09/26/2024 18:30	09/26/2024 23:58	ZZZ
Certifications: NELAC-NY10854,CTDOH-PH-0723,NJDEP-CT005,PADEP-68-044										

Nitrite as N

Log-in Notes:

Sample Notes:

Sample Prepared by Method: EPA 300

CAS No.	Parameter	Result	Flag	Units	Reported to LOQ	Dilution	Reference Method	Date/Time Prepared	Date/Time Analyzed	Analyst
14797-65-0	Nitrite as N	ND		mg/L	0.0500	1	EPA 300.0	09/26/2024 18:30	09/26/2024 23:58	ZZZ
Certifications: NELAC-NY10854,CTDOH-PH-0723,PADEP-68-04440										

Alkalinity, Total

Log-in Notes:

Sample Notes:

Sample Prepared by Method: Analysis Preparation

CAS No.	Parameter	Result	Flag	Units	Reported to LOQ	Dilution	Reference Method	Date/Time Prepared	Date/Time Analyzed	Analyst
14807-96-6	Alkalinity, total	890	CONT-02	mg/L	2.0	1	SM 2320B	09/30/2024 07:43	09/30/2024 15:39	PMB
Certifications: NELAC-NY10854,CTDOH-PH-0723,NJDEP-CT005,PADEP-68-04										

Ammonia Nitrogen as N

Log-in Notes:

Sample Notes:

Sample Prepared by Method: Analysis Preparation

CAS No.	Parameter	Result	Flag	Units	Reported to LOQ	Dilution	Reference Method	Date/Time Prepared	Date/Time Analyzed	Analyst
---------	-----------	--------	------	-------	-----------------	----------	------------------	--------------------	--------------------	---------



Sample Information

Client Sample ID: Monitoring Well #Waste Water - Eff

York Sample ID: 24I1696-14

<u>York Project (SDG) No.</u> 24I1696	<u>Client Project ID</u> 2409410	<u>Matrix</u> Water	<u>Collection Date/Time</u> September 26, 2024 10:07 am	<u>Date Received</u> 09/26/2024
--	-------------------------------------	------------------------	--	------------------------------------

Ammonia Nitrogen as N

Log-in Notes:

Sample Notes:

Sample Prepared by Method: Analysis Preparation

CAS No.	Parameter	Result	Flag	Units	Reported to LOQ	Dilution	Reference Method	Date/Time Prepared	Date/Time Analyzed	Analyst
7664-41-7	Ammonia Nitrogen as N	32.5		mg/L	0.0500	1	SM 4500-NH3 D	09/30/2024 09:03	09/30/2024 10:11	TCD
Certifications: NELAC-NY10854,CTDOH-PH-0723,NJDEP-CT005,PADEP-68-04										

Total Kjeldahl Nitrogen

Log-in Notes:

Sample Notes:

Sample Prepared by Method: Analysis Prep for SAA

CAS No.	Parameter	Result	Flag	Units	Reported to LOQ	Dilution	Reference Method	Date/Time Prepared	Date/Time Analyzed	Analyst
	Total Kjeldahl Nitrogen	36.8		mg/L	0.400	5	SM 4500-N Org D	09/30/2024 14:59	10/01/2024 10:19	TCD
Certifications: NELAC-NY10854,CTDOH-PH-0723,NJDEP-CT005,PADEP-68-04										

Total Nitrogen (TN)

Log-in Notes:

Sample Notes:

Sample Prepared by Method: Analysis Prep for SAA

CAS No.	Parameter	Result	Flag	Units	Reported to LOQ	Dilution	Reference Method	Date/Time Prepared	Date/Time Analyzed	Analyst
	* Total Nitrogen	36.8		mg/L	0.0500	1	SM 4500-N B	10/01/2024 15:45	10/01/2024 16:04	AD
Certifications:										

Total Organic Nitrogen(TON)

Log-in Notes:

Sample Notes:

Sample Prepared by Method: Analysis Prep for SAA

CAS No.	Parameter	Result	Flag	Units	Reported to LOQ	Dilution	Reference Method	Date/Time Prepared	Date/Time Analyzed	Analyst
	* Total Organic Nitrogen	4.30		mg/L	0.100	1	SM 4500-N	10/01/2024 15:45	10/01/2024 16:04	AD
Certifications:										



Analytical Batch Summary

Batch ID: BI41750 **Preparation Method:** Analysis Preparation **Prepared By:** TCD

YORK Sample ID	Client Sample ID	Preparation Date
24I1696-01	Monitoring Well #BG 1	09/27/24
24I1696-02	Monitoring Well #BG 2	09/27/24
24I1696-03	Monitoring Well #DF 3	09/27/24
24I1696-04	Monitoring Well #DF 2	09/27/24
24I1696-05	Monitoring Well #DF 1	09/27/24
24I1696-06	Monitoring Well #DG 0.5	09/27/24
24I1696-07	Monitoring Well #DG 1.0	09/27/24
24I1696-08	Monitoring Well #DG 2.0	09/27/24
24I1696-09	Monitoring Well #DG 3.0	09/27/24
24I1696-10	Monitoring Well #DG 1.5	09/27/24
24I1696-11	Monitoring Well #DG 1.5 DPA	09/27/24
BI41750-BLK1	Blank	09/27/24
BI41750-BS1	LCS	09/27/24

Batch ID: BI41787 **Preparation Method:** Analysis Prep for SAA **Prepared By:** TCD

YORK Sample ID	Client Sample ID	Preparation Date
24I1696-01	Monitoring Well #BG 1	09/27/24
24I1696-02	Monitoring Well #BG 2	09/27/24
24I1696-03	Monitoring Well #DF 3	09/27/24
24I1696-04	Monitoring Well #DF 2	09/27/24
24I1696-05	Monitoring Well #DF 1	09/27/24
24I1696-06	Monitoring Well #DG 0.5	09/27/24
24I1696-07	Monitoring Well #DG 1.0	09/27/24
24I1696-08	Monitoring Well #DG 2.0	09/27/24
BI41787-BLK1	Blank	09/27/24
BI41787-BS1	LCS	09/27/24

Batch ID: BI41802 **Preparation Method:** EPA 300 **Prepared By:** ZTS

YORK Sample ID	Client Sample ID	Preparation Date
24I1696-01	Monitoring Well #BG 1	09/26/24
24I1696-02	Monitoring Well #BG 2	09/26/24
24I1696-03	Monitoring Well #DF 3	09/26/24
24I1696-04	Monitoring Well #DF 2	09/26/24
24I1696-05	Monitoring Well #DF 1	09/26/24
24I1696-06	Monitoring Well #DG 0.5	09/26/24
24I1696-07	Monitoring Well #DG 1.0	09/26/24
24I1696-08	Monitoring Well #DG 2.0	09/26/24
24I1696-09	Monitoring Well #DG 3.0	09/26/24
24I1696-10	Monitoring Well #DG 1.5	09/26/24
24I1696-11	Monitoring Well #DG 1.5 DPA	09/26/24
24I1696-12	Monitoring Well #DG 1.5 DPB	09/26/24
24I1696-13	Monitoring Well #DG 1.5 DPC	09/26/24
24I1696-14	Monitoring Well #Waste Water	09/26/24



BI41802-BLK1 Blank 09/26/24
 BI41802-BS1 LCS 09/26/24

Batch ID: BI41868 **Preparation Method:** Analysis Preparation **Prepared By:** TCD

YORK Sample ID	Client Sample ID	Preparation Date
24I1696-12	Monitoring Well #DG 1.5 DPB	09/30/24
24I1696-13	Monitoring Well #DG 1.5 DPC	09/30/24
24I1696-14	Monitoring Well #Waste Water	09/30/24
BI41868-BLK1	Blank	09/30/24
BI41868-BS1	LCS	09/30/24
BI41868-DUP1	Duplicate	09/30/24
BI41868-MS1	Matrix Spike	09/30/24
BI41868-MSD1	Matrix Spike Dup	09/30/24

Batch ID: BI41871 **Preparation Method:** Analysis Preparation **Prepared By:** PMB

YORK Sample ID	Client Sample ID	Preparation Date
24I1696-01	Monitoring Well #BG 1	09/30/24
24I1696-02	Monitoring Well #BG 2	09/30/24
24I1696-14	Monitoring Well #Waste Water	09/30/24
BI41871-DUP1	Duplicate	09/30/24
BI41871-SRM1	Reference	09/30/24

Batch ID: BI41921 **Preparation Method:** Analysis Prep for SAA **Prepared By:** TCD

YORK Sample ID	Client Sample ID	Preparation Date
24I1696-09	Monitoring Well #DG 3.0	09/30/24
24I1696-10	Monitoring Well #DG 1.5	09/30/24
24I1696-11	Monitoring Well #DG 1.5 DPA	09/30/24
24I1696-12	Monitoring Well #DG 1.5 DPB	09/30/24
24I1696-13	Monitoring Well #DG 1.5 DPC	09/30/24
24I1696-14	Monitoring Well #Waste Water	09/30/24
BI41921-BLK1	Blank	09/30/24
BI41921-BS1	LCS	09/30/24
BI41921-DUP1	Duplicate	09/30/24
BI41921-MS1	Matrix Spike	09/30/24

Batch ID: BJ40006 **Preparation Method:** Analysis Preparation **Prepared By:** PMB

YORK Sample ID	Client Sample ID	Preparation Date
24I1696-03	Monitoring Well #DF 3	10/01/24
24I1696-04	Monitoring Well #DF 2	10/01/24
24I1696-05	Monitoring Well #DF 1	10/01/24
24I1696-06	Monitoring Well #DG 0.5	10/01/24
24I1696-07	Monitoring Well #DG 1.0	10/01/24
24I1696-08	Monitoring Well #DG 2.0	10/01/24
BJ40006-DUP1	Duplicate	10/01/24
BJ40006-SRM1	Reference	10/01/24



Batch ID: BJ40072

Preparation Method: Analysis Prep for SAA

Prepared By: AD

YORK Sample ID	Client Sample ID	Preparation Date
24I1696-01	Monitoring Well #BG 1	10/01/24
24I1696-02	Monitoring Well #BG 2	10/01/24
24I1696-03	Monitoring Well #DF 3	10/01/24
24I1696-04	Monitoring Well #DF 2	10/01/24
24I1696-05	Monitoring Well #DF 1	10/01/24
24I1696-06	Monitoring Well #DG 0.5	10/01/24
24I1696-07	Monitoring Well #DG 1.0	10/01/24
24I1696-08	Monitoring Well #DG 2.0	10/01/24
24I1696-09	Monitoring Well #DG 3.0	10/01/24
24I1696-10	Monitoring Well #DG 1.5	10/01/24
24I1696-11	Monitoring Well #DG 1.5 DPA	10/01/24
24I1696-12	Monitoring Well #DG 1.5 DPB	10/01/24
24I1696-13	Monitoring Well #DG 1.5 DPC	10/01/24
24I1696-14	Monitoring Well #Waste Water	10/01/24

Batch ID: BJ40102

Preparation Method: Analysis Preparation

Prepared By: PMB

YORK Sample ID	Client Sample ID	Preparation Date
24I1696-09	Monitoring Well #DG 3.0	10/02/24
24I1696-10	Monitoring Well #DG 1.5	10/02/24
24I1696-11	Monitoring Well #DG 1.5 DPA	10/02/24
24I1696-12	Monitoring Well #DG 1.5 DPB	10/02/24
24I1696-13	Monitoring Well #DG 1.5 DPC	10/02/24
BJ40102-DUP1	Duplicate	10/02/24
BJ40102-SRM1	Reference	10/02/24



Anions by Ion Chromatography - Quality Control Data
York Analytical Laboratories, Inc. - Stratford

Analyte	Result	Reporting Limit	Units	Spike Level	Source* Result	%REC	%REC Limits	Flag	RPD	RPD Limit	Flag
Batch BI41802 - EPA 300											
Blank (BI41802-BLK1)										Prepared & Analyzed: 09/26/2024	
Nitrate as N	ND	0.0500	mg/L								
Nitrite as N	ND	0.0500	"								
LCS (BI41802-BS1)										Prepared & Analyzed: 09/26/2024	
Nitrate as N	10.0	0.0500	mg/L	10.0		100	90-110				
Nitrite as N	10.2	0.0500	"	10.0		102	90-110				



Wet Chemistry Parameters - Quality Control Data
York Analytical Laboratories, Inc. - Stratford

Analyte	Result	Reporting Limit	Units	Spike Level	Source* Result	%REC	%REC Limits	Flag	RPD	RPD Limit	Flag
Batch BI41750 - Analysis Preparation											
Blank (BI41750-BLK1) Prepared & Analyzed: 09/27/2024											
Ammonia Nitrogen as N	ND	0.0500	mg/L								
LCS (BI41750-BS1) Prepared & Analyzed: 09/27/2024											
Ammonia Nitrogen as N	1.11	0.0500	mg/L	1.00		111	85-125				
Batch BI41787 - Analysis Prep for SAA											
Blank (BI41787-BLK1) Prepared: 09/27/2024 Analyzed: 09/30/2024											
Total Kjeldahl Nitrogen	ND	0.400	mg/L								
LCS (BI41787-BS1) Prepared: 09/27/2024 Analyzed: 09/30/2024											
Total Kjeldahl Nitrogen	5.45		mg/L	5.00		109	70-130				
Batch BI41868 - Analysis Preparation											
Blank (BI41868-BLK1) Prepared & Analyzed: 09/30/2024											
Ammonia Nitrogen as N	ND	0.0500	mg/L								
LCS (BI41868-BS1) Prepared & Analyzed: 09/30/2024											
Ammonia Nitrogen as N	1.15	0.0500	mg/L	1.00		115	85-125				
Duplicate (BI41868-DUP1) *Source sample: 24I1696-12 (Monitoring Well #DG 1.5 DPB) Prepared & Analyzed: 09/30/2024											
Ammonia Nitrogen as N	1.67	0.0500	mg/L		1.63				2.42	15	
Matrix Spike (BI41868-MS1) *Source sample: 24I1696-12 (Monitoring Well #DG 1.5 DPB) Prepared & Analyzed: 09/30/2024											
Ammonia Nitrogen as N	11.7	0.0500	mg/L	10.0	1.63	101	80-120				



Wet Chemistry Parameters - Quality Control Data
York Analytical Laboratories, Inc. - Stratford

Analyte	Result	Reporting Limit	Units	Spike Level	Source* Result	%REC	%REC Limits	Flag	RPD	RPD Limit	Flag
Batch BI41868 - Analysis Preparation											
Matrix Spike Dup (BI41868-MSD1)	*Source sample: 24I1696-12 (Monitoring Well #DG 1.5 DPB)						Prepared & Analyzed: 09/30/2024				
Ammonia Nitrogen as N	12.3	0.0500	mg/L	10.0	1.63	107	80-120		5.00	200	
Batch BI41871 - Analysis Preparation											
Duplicate (BI41871-DUP1)	*Source sample: 24I1696-02 (Monitoring Well #BG 2)						Prepared & Analyzed: 09/30/2024				
Alkalinity, total	10	2.0	mg/L		10				0.00	15	
Reference (BI41871-SRM1)							Prepared & Analyzed: 09/30/2024				
Alkalinity, total	48	2.0	mg/L	46.9		102	90-110				
Batch BI41921 - Analysis Prep for SAA											
Blank (BI41921-BLK1)							Prepared: 09/30/2024 Analyzed: 10/01/2024				
Total Kjeldahl Nitrogen	ND	0.400	mg/L								
LCS (BI41921-BS1)							Prepared: 09/30/2024 Analyzed: 10/01/2024				
Total Kjeldahl Nitrogen	4.45		mg/L	5.00		89.0	70-130				
Duplicate (BI41921-DUP1)	*Source sample: 24I1696-13 (Monitoring Well #DG 1.5 DPC)						Prepared: 09/30/2024 Analyzed: 10/01/2024				
Total Kjeldahl Nitrogen	1.82	0.400	mg/L		2.06				12.4	20	
Matrix Spike (BI41921-MS1)	*Source sample: 24I1696-13 (Monitoring Well #DG 1.5 DPC)						Prepared: 09/30/2024 Analyzed: 10/01/2024				
Total Kjeldahl Nitrogen	5.50	0.400	mg/L	5.00	2.06	68.8	70-130	Low Bias			
Batch BJ40006 - Analysis Preparation											
Duplicate (BJ40006-DUP1)	*Source sample: 24I1696-06 (Monitoring Well #DG 0.5)						Prepared & Analyzed: 10/01/2024				
Alkalinity, total	22	2.0	mg/L		22				0.00	15	



Wet Chemistry Parameters - Quality Control Data
York Analytical Laboratories, Inc. - Stratford

Analyte	Result	Reporting Limit	Units	Spike Level	Source* Result	%REC	%REC Limits	Flag	RPD	RPD Limit	Flag
Batch BJ40006 - Analysis Preparation											
Reference (BJ40006-SRM1)							Prepared & Analyzed: 10/01/2024				
Alkalinity, total	44	2.0	mg/L	46.9		93.8	90-110				
Batch BJ40102 - Analysis Preparation											
Duplicate (BJ40102-DUP1)							*Source sample: 24I1696-13 (Monitoring Well #DG 1.5 DPC)				
							Prepared & Analyzed: 10/02/2024				
Alkalinity, total	24	2.0	mg/L		24				0.00	15	
Reference (BJ40102-SRM1)							Prepared & Analyzed: 10/02/2024				
Alkalinity, total	48	2.0	mg/L	46.9		102	90-110				





Sample and Data Qualifiers Relating to This Work Order

- QM-07 The spike recovery was outside acceptance limits for the MS and/or MSD. The batch was accepted based on acceptable LCS recovery.
- CONT-02 Alkalinity was performed on a sample from a container with head space.

Definitions and Other Explanations

- * Analyte is not certified or the state of the samples origination does not offer certification for the Analyte.
- ND NOT DETECTED - the analyte is not detected at the Reported to level (LOQ/RL or LOD/MDL)
- RL REPORTING LIMIT - the minimum reportable value based upon the lowest point in the analyte calibration curve.
- LOQ LIMIT OF QUANTITATION - the minimum concentration of a target analyte that can be reported within a specified degree of confidence. This is the lowest point in an analyte calibration curve that has been subjected to all steps of the processing/analysis and verified to meet defined criteria. This is based upon NELAC 2009 Standards and applies to all analyses.
- LOD LIMIT OF DETECTION - a verified estimate of the minimum concentration of a substance in a given matrix that an analytical process can reliably detect. This is based upon NELAC 2009 Standards and applies to all analyses conducted under the auspices of EPA SW-846.
- MDL METHOD DETECTION LIMIT - a statistically derived estimate of the minimum amount of a substance an analytical system can reliably detect with a 99% confidence that the concentration of the substance is greater than zero. This is based upon 40 CFR Part 136 Appendix B and applies only to EPA 600 and 200 series methods.
- Reported to This indicates that the data for a particular analysis is reported to either the LOD/MDL, or the LOQ/RL. In cases where the "Reported to" is located above the LOD/MDL, any value between this and the LOQ represents an estimated value which is "J" flagged accordingly. This applies to volatile and semi-volatile target compounds only.
- NR Not reported
- RPD Relative Percent Difference
- Wet The data has been reported on an as-received (wet weight) basis
- Low Bias Low Bias flag indicates that the recovery of the flagged analyte is below the laboratory or regulatory lower control limit. The data user should take note that this analyte may be biased low but should evaluate multiple lines of evidence including the LCS and site-specific MS/MSD data to draw bias conclusions. In cases where no site-specific MS/MSD was requested, only the LCS data can be used to evaluate such bias.
- High Bias High Bias flag indicates that the recovery of the flagged analyte is above the laboratory or regulatory upper control limit. The data user should take note that this analyte may be biased high but should evaluate multiple lines of evidence including the LCS and site-specific MS/MSD data to draw bias conclusions. In cases where no site-specific MS/MSD was requested, only the LCS data can be used to evaluate such bias.
- Non-Dir. Non-dir. flag (Non-Directional Bias) indicates that the Relative Percent Difference (RPD) (a measure of precision) among the MS and MSD data is outside the laboratory or regulatory control limit. This alerts the data user where the MS and MSD are from site-specific samples that the RPD is high due to either non-homogeneous distribution of target analyte between the MS/MSD or indicates poor reproducibility for other reasons.

If EPA SW-846 method 8270 is included herein it is noted that the target compound N-nitrosodiphenylamine (NDPA) decomposes in the gas chromatographic inlet and cannot be separated from diphenylamine (DPA). These results could actually represent 100% DPA, 100% NDPA or some combination of the two. For this reason, York reports the combined result for n-nitrosodiphenylamine and diphenylamine for either of these compounds as a combined concentration as Diphenylamine.

If Total PCBs are detected and the target aroclors reported are "Not detected", the Total PCB value is reported due to the presence of either or both Aroclors 1262 and 1268 which are non-target aroclors for some regulatory lists.

2-chloroethylvinyl ether readily breaks down under acidic conditions. Samples that are acid preserved, including standards will exhibit breakdown. The data user should take note.

Certification for pH is no longer offered by NYDOH ELAP.

Semi-Volatile and Volatile analyses are reported down to the LOD/MDL, with values between the LOD/MDL and the LOQ being "J" flagged as estimated results.

For analyses by EPA SW-846-8270D, the Limit of Quantitation (LOQ) reported for benzidine is based upon the lowest standard used for calibration and is not a verified LOQ due to this compound's propensity for oxidative losses during extraction/concentration procedures and non-reproducible chromatographic performance.



ANALYTICAL LABORATORIES, INC.
 120 RESEARCH DRIVE
 STRATFORD, CT 06615
 203.325.1371 FAX 203.357-0166

Field Chain-of-Custody Record 24I1696

Sample No.	Company Name MAXIMUM ENVIRONMENTAL 1170 LINCOLN AVENUE, SUITE 4 HOLBROOK, NY 11741	Report to: SAME	Invoice to: ATTN ACCOUNTS PAYABLE	Project ID/No. 2409410 Canoe Place Inn Monitoring Well Samples	Container Desc.	Location/ID		Date Sampled	Time Sampled	Sample Matrix			Analyses Requested	CLIENT
						Water	Soil			Air	Other			
001	Monitoring Well # BG 1				1-500 mL, 1-250 mL, 1-500 mL H2SO4			09/26/24	9:43 AM	X			Ammonia, Nitrate, Nitrite, Total Kjeldahl Nitrogen, Total Nitrogen, Total Organic Nitrogen, Alkalinity (NO HEADSPACE)	
002	Monitoring Well # BG2				1-500 mL, 1-250 mL, 1-500 mL H2SO4			09/26/24	10:04 AM	X			Ammonia, Nitrate, Nitrite, Total Kjeldahl Nitrogen, Total Nitrogen, Total Organic Nitrogen, Alkalinity (NO HEADSPACE)	
003	Monitoring Well # DF3				1-500 mL, 1-250 mL, 1-500 mL H2SO4			09/26/24	10:15 AM	X			Ammonia, Nitrate, Nitrite, Total Kjeldahl Nitrogen, Total Nitrogen, Total Organic Nitrogen, Alkalinity (NO HEADSPACE)	
004	Monitoring Well # DF2				1-500 mL, 1-250 mL, 1-500 mL H2SO4			09/26/24	10:29 AM	X			Ammonia, Nitrate, Nitrite, Total Kjeldahl Nitrogen, Total Nitrogen, Total Organic Nitrogen, Alkalinity (NO HEADSPACE)	
005	Monitoring Well # DF1				1-500 mL, 1-250 mL, 1-500 mL H2SO4			09/26/24	10:31 AM	X			Ammonia, Nitrate, Nitrite, Total Kjeldahl Nitrogen, Total Nitrogen, Total Organic Nitrogen, Alkalinity (NO HEADSPACE)	
006	Monitoring Well # DG 0.5				1-500 mL, 1-250 mL, 1-500 mL H2SO4			09/26/24	10:40 AM	X			Ammonia, Nitrate, Nitrite, Total Kjeldahl Nitrogen, Total Nitrogen, Total Organic Nitrogen, Alkalinity (NO HEADSPACE)	
007	Monitoring Well # DG 1.0				1-500 mL, 1-250 mL, 1-500 mL H2SO4			09/26/24	10:42 AM	X			Ammonia, Nitrate, Nitrite, Total Kjeldahl Nitrogen, Total Nitrogen, Total Organic Nitrogen, Alkalinity (NO HEADSPACE)	
008	Monitoring Well # DG 2.0				1-500 mL, 1-250 mL, 1-500 mL H2SO4			09/26/24	10:53 AM	X			Ammonia, Nitrate, Nitrite, Total Kjeldahl Nitrogen, Total Nitrogen, Total Organic Nitrogen, Alkalinity (NO HEADSPACE)	
009	Monitoring Well # DG 3.0				1-500 mL, 1-250 mL, 1-500 mL H2SO4			09/26/24	11:06 AM	X			Ammonia, Nitrate, Nitrite, Total Kjeldahl Nitrogen, Total Nitrogen, Total Organic Nitrogen, Alkalinity (NO HEADSPACE)	
010	Monitoring Well # DG 1.5				1-500 mL, 1-250 mL, 1-500 mL H2SO4			09/26/24	11:19 AM	X			Ammonia, Nitrate, Nitrite, Total Kjeldahl Nitrogen, Total Nitrogen, Total Organic Nitrogen, Alkalinity (NO HEADSPACE)	

Chain-of-Custody Record

Bottles Relinquished from Lab by MBum 3pm 9/26/24 Date/Time 9/26/24 3pm

Bottles received in field by K Bachrook 9/26/24 Date/Time 9/26/24 19:10

Samples Relinquished by MBum 3pm 9/26/24 Date/Time 9/26/24 19:10

Samples received in Lab by K Bachrook 9/26/24 Date/Time 9/26/24 19:10

Turn-Around Time Requested: Specify Date Expected
 if RUSH Requested: DATE DUE FOR RUSH: 2:20c

Total # of Bottles for this PROJECT (COC This Page): 30 Bottles

Please prepare a QA Summary Report

Company Name
 MAXIMUM ENVIRONMENTAL
 1170 LINCOLN AVENUE, SUITE 4
 HOLBROOK, NY 11741

Report to:
 SAME

Invoice to:
 ATTN
 ACCOUNTS PAYABLE

Project ID/No.
 2409410
 Canoe Place Inn
 Monitoring Well Samples

CLIENT

Samples Collected by (signature)

CLIENT

Container Desc.

Analyses Requested

Sample Matrix
 Water Soil Air Other

Time Sampled

Date Sampled

Location/ID

Sample No.

011	Monitoring Well #	DG 1.5 DPA	09/26/24	11:11 AM	X	Ammonia, Nitrate, Nitrite, Total Kjeldahl Nitrogen, Total Nitrogen, Total Organic Nitrogen, Alkalinity (NO HEADSPACE)	1-500 mL, 1-250 mL, 1-500 mL H2SO4
012	Monitoring Well #	DG 1.5 DPB	09/26/24	11:18 AM	X	Ammonia, Nitrate, Nitrite, Total Kjeldahl Nitrogen, Total Nitrogen, Total Organic Nitrogen, Alkalinity (NO HEADSPACE)	1-500 mL, 1-250 mL, 1-500 mL H2SO4
013	Monitoring Well #	DG 1.5 DPC	09/26/24	11:33 AM	X	Ammonia, Nitrate, Nitrite, Total Kjeldahl Nitrogen, Total Nitrogen, Total Organic Nitrogen, Alkalinity (NO HEADSPACE)	1-500 mL, 1-250 mL, 1-500 mL H2SO4
014	Monitoring Well #	Waste Water - Eff	09/26/24	10:07 AM	X	Ammonia, Nitrate, Nitrite, Total Kjeldahl Nitrogen, Total Nitrogen, Total Organic Nitrogen, Alkalinity (NO HEADSPACE)	1-500 mL, 1-250 mL, 1-500 mL H2SO4

Chain-of-Custody Record

Bottles Relinquished from Lab by _____ Date/Time _____

Bottles received in field by _____ Date/Time _____

MBury 9/26/24
 Samples Relinquished by
 Date/Time

KBarkock 9/26/24 19:10
 Samples Relinquished by
 Date/Time

KBarkock 9/26/24 3/14
 Samples received in LAB by
 Date/Time

Comments/Special Instructions **USE LOCATION ID AS SAMPLE ID**

Total # of Bottles for this PROJECT (COC This Page) :

Please prepare a QA Summary Report

12

Bottles

Turn-Around Time Requested-Specify Date Expected if RUSH Requested: DATE DUE FOR RUSH:

2.2c

STANDARD

RUSH(Define)



Maximum Environmental Management, Inc.

1170 Lincoln Avenue – Suite 4

Holbrook, NY 11741

Phone: (631) 589-1225 * Fax: (631) 589-1157

October 31st, 2024

Pio Lombardo, P.E.
Lombardo Associates, Inc.
53 Hill Street
Southampton, NY 11968

Re: Canoe Place Inn Monitoring Wells ~ Groundwater Sampling Program
Maximum Project #: 2410370
Date Collected: 10/24/2024

Mr. Lombardo:

In response to your request, Maximum Environmental Management, Inc. is pleased to present the following with respect to Canoe Place Inn Monitoring Wells for the Groundwater Sampling Program. The purpose of this project was to collect the Monitoring Well Samples in accordance with the project outline (provided by Lombardo Associates, Inc.) and analyze the samples as requested.

Samples were collected at groundwater monitoring locations under the direction of Lombardo Associates, Inc. Field Parameters were inclusive of pH, Temperature, Conductivity, Dissolved Oxygen, Depth to Water and Depth to Bottom. The technician followed the New York State Department of Environmental Conservation's Protocol for sampling Groundwater Monitoring Wells. Please note that this protocol required well purging/evacuation of the water column in the monitoring well prior to sample collection, three (3) to five (5) times the amount of standing water in the monitoring well casing was purged.

All readings were recorded at the time of collection. Samples were collected and the parameters analyzed for the following: Alkalinity, Ammonia, Nitrate, Nitrite, Total Kjeldahl Nitrogen, Organic Nitrogen and Total Nitrogen.

The complete report is enclosed. If you have any questions or concerns, please feel free to contact us at (631) 589-1225.

Sincerely,

Michelle Lamberson
Operations Manager

Canoe Place Inn - PRB N Removal Data				Groundwater Monitoring Wells															
Sampling Date : 10/14/2024																			
Location #	Location Label	Latitude	Longitude	Depth ToC to GW (ft)	Depth ToC to Bottom of MW (ft)	Ground water elev. (ft)	pH	Temp (°C)	Temp (°F)	Field Measurements -Max				Laboratory Measurements					
										Specific Conductivity	Dissolved Oxygen (mg/L)	Alkalinity (mg/L as CaCO3)	TKN (mg/L)	Organic-N (mg/L)	Ammonia-N (mg/L)	Nitrite-N (mg/L)	Nitrate-N (mg/L)	Total N (mg/L)	
Lab Level of Quantification (LOQ)				*															
	BG2			27.83	41.82		5.64	16.8	62.24	558	6.54	6.0	1.50	1.42	0.0752	<0.0500	8.32	9.82	BG2
	DF2			14.73	17.83		6.84	20.3	68.54	1361	1.74	600	10.5	0.720	9.78	<0.0500	<0.0500	10.5	DF2
	BG1			10.38	31.96		6.56	18.7	65.66	701	3.35	170	1.42	1.42	<0.0500	<0.0500	17.8	19.2	BG1
	DF1			12.89	17.72		6.90	20.2	68.36	1561	1.61	640	17.4	2.60	14.8	<0.0500	<0.0500	17.4	DF1
	DF3			18.41	32.89		5.85	17.7	63.86	457	5.55	10	0.690	0.690	<0.0500	<0.0500	5.77	6.46	DF3
	DG 0.5			9.64	19.64		5.75	17.4	63.32	470	5.65	16	1.65	1.65	<0.0500	<0.0500	7.56	9.21	DG 0.5
	DG 1.0			9.59	19.69		6.30	17.5	63.50	726	2.00	130	1.66	1.38	0.284	<0.0500	1.54	3.20	DG 1.0
	DG 1.5			9.25	21.40		6.64	17.0	62.60	1094	1.56	390	14.8	2.00	12.8	<0.0500	3.25	18.0	DG 1.5
	DG2			9.00	21.54		6.32	18.0	64.40	865	1.25	330	5.45	0.140	5.31	<0.0500	<0.0500	5.45	DG2
	DG3			8.82	19.78		6.21	17.6	63.68	754	2.42	270	3.46	1.54	1.92	<0.0500	<0.0500	3.46	DG3
	DG 1.5 DPA			8.84	29.77		6.59	15.8	60.44	1050	0.79	400	8.65	0.740	7.91	<0.0500	7.76	16.4	DG 1.5 DPA
	DG 1.5 DPB			9.26	34.59		6.36	15.7	60.26	852	1.77	220	3.47	0.920	2.55	<0.0500	7.71	11.2	DG 1.5 DPB
	DG 1.5 DPC			9.20	39.95		5.77	15.3	59.54	1016	6.04	20	1.31	1.31	<0.0500	<0.0500	6.88	8.19	DG 1.5 DPC
	Waste Water Effluent			~	~		8.72	25.1	77.18	1997	~	900	55.5	5.50	50.0	<0.0500	<0.0500	55.5	Waste Water Effluent

Key
 ToC= Top of the PVC Monitoring Well
 GW = Ground Water
 MW = Monitoring Well
 * = Client provided data

** mS - milliSiemen/cm
 mS/cm

SAMPLE COLLECTION/CHAIN OF CUSTODY

The sample collection and project information on this Chain of Custody is the responsibility of the person(s) conducting the sampling. These signatures will serve as verification of the C/C of the data reported on this form and analysis.

Name: Lombardo Associates, Inc.
Address: 53 Hill Street
City: Southampton State: NY Zip: 11968
Phone: (631) 379-2652 Fax:

MAXIMUM ENVIRONMENTAL MANAGEMENT INC.
1170 LINCOLN AVENUE, SUITE 4 HOLLIBROOK, NY 11741
Phone: (631) 589-1225 Fax: (631) 589-1137

PROJECT NAME AND/OR LOCATION

Indicate only ONE Project per Chain of Custody

PROJECT NUMBER:
2410370

#	Date	Time	SAMPLE			Field pH	Field Temp	Specific Conductivity	Dissolved Oxygen	DTW	DTB	Sample Containers	ANALYSIS
			COMP	GRAB	S								
001	10/24/10	10:27				5.64	16.8	558	6.54	27.93	41.82	1-500ml, 1-250ml, 1-500 ml H2SO4	Ammonia, Nitrite, Nitrate, Total Kjeldahl Nitrogen, Total Nitrogen, Total Organic Nitrogen, Alkalinity (NO HEADSPACE)
002	10/29					6.94	20.3	1361	1.74	14.74	17.83	1-500ml, 1-250ml, 1-500 ml H2SO4	Ammonia, Nitrite, Nitrate, Total Kjeldahl Nitrogen, Total Nitrogen, Total Organic Nitrogen, Alkalinity (NO HEADSPACE)
003	10/41					6.56	18.7	701	3.35	10.38	31.96	1-500ml, 1-250ml, 1-500 ml H2SO4	Ammonia, Nitrite, Nitrate, Total Kjeldahl Nitrogen, Total Nitrogen, Total Organic Nitrogen, Alkalinity (NO HEADSPACE)
004	10/52					6.90	20.2	1561	1.61	12.89	17.72	1-500ml, 1-250ml, 1-500 ml H2SO4	Ammonia, Nitrite, Nitrate, Total Kjeldahl Nitrogen, Total Nitrogen, Total Organic Nitrogen, Alkalinity (NO HEADSPACE)
005	11/05					5.85	17.7	457	5.55	18.41	32.89	1-500ml, 1-250ml, 1-500 ml H2SO4	Ammonia, Nitrite, Nitrate, Total Kjeldahl Nitrogen, Total Nitrogen, Total Organic Nitrogen, Alkalinity (NO HEADSPACE)
006	11/15					5.75	17.4	470	5.65	9.64	19.64	1-500ml, 1-250ml, 1-500 ml H2SO4	Ammonia, Nitrite, Nitrate, Total Kjeldahl Nitrogen, Total Nitrogen, Total Organic Nitrogen, Alkalinity (NO HEADSPACE)
007	11/23					6.30	17.5	726	2.00	9.59	19.64	1-500ml, 1-250ml, 1-500 ml H2SO4	Ammonia, Nitrite, Nitrate, Total Kjeldahl Nitrogen, Total Nitrogen, Total Organic Nitrogen, Alkalinity (NO HEADSPACE)
008	11/28					6.64	17.0	694	1.56	9.25	21.46	1-500ml, 1-250ml, 1-500 ml H2SO4	Ammonia, Nitrite, Nitrate, Total Kjeldahl Nitrogen, Total Nitrogen, Total Organic Nitrogen, Alkalinity (NO HEADSPACE)
009	11/35					6.32	18.0	865	1.25	9.00	21.54	1-500ml, 1-250ml, 1-500 ml H2SO4	Ammonia, Nitrite, Nitrate, Total Kjeldahl Nitrogen, Total Nitrogen, Total Organic Nitrogen, Alkalinity (NO HEADSPACE)
010	11/5					6.21	17.6	754	2.42	8.82	19.78	1-500ml, 1-250ml, 1-500 ml H2SO4	Ammonia, Nitrite, Nitrate, Total Kjeldahl Nitrogen, Total Nitrogen, Total Organic Nitrogen, Alkalinity (NO HEADSPACE)

FIELD NOTES:

Sample Temperature Determination: 1000 Paack, Over 600
with cooling probe (temperature of samples)
@ 1000 Paack

Are the samples treated?
Yes H₂SO₄

Sampler SIGNATURE: *Cliff Gordon* Date & Time: 10/24/10

CLIENT/TRANSPORT TECH SIGNATURE (to Release/Retain): *[Signature]* Date & Time: 10/24/10

Container Shipping Condition @ relinquish: GOOD FAIR POOR

1 250 ml - is preserved w/ sulfuric acid

QA/QC Notes: 2 copies of the report

Maximum Custody by: *[Signature]* Date & Time: 10/24/10

Container Shipping Condition: GOOD FAIR POOR

Packed in box? YES NO

Meets Sample Order in Case of NO w/w: YES NO

File No: Client notified?

SAMPLE COLLECTION/CHAIN OF CUSTODY

All samples must be received on ice @ 8° C or Less

MAXIMUM ENVIRONMENTAL MANAGEMENT INC.
1170 LINCOLN AVENUE, SUITE 4 HOLLBROOK, NY 11741
Phone: (631) 589-1225 Fax: (631) 589-1157

Lombardo Associates, Inc.
Address: 53 Hill Street
City: Southampton State: NY Zip: 11968
Phone: (631) 379-2662 Fax:

TAT Requested: _____
Page: 2 of 2
PO #: _____
Job#: _____

PROJECT NAME AND/OR LOCATION

Indicate only ONE Project per Chain of Custody

Canoe Place Inn - Monitoring Wells

PROJECT NUMBER: **240370**

#	Date	Time	SAMPLE MATRIX				FIELD pH	Field Temp	Specific Conductivity	Dissolved Oxygen	DTW	DTB	Sample Containers	ANALYSIS
			COMP/GRAB	S	NPW	PW								
011	10/24/14	11:41					6.59	1050	0.79	8.84	29.77	1-500ml, 1-250ml 1-500 ml H2SO4	Ammonia, Nitrite, Nitrate, Total Kjeldahl Nitrogen, Total Nitrogen, Total Organic Nitrogen, Alkalinity (NO HEADSPACE)	
012	11:58			X			6.36	852	1.77	9.26	34.59	1-500ml, 1-250ml 1-500 ml H2SO4	Ammonia, Nitrite, Nitrate, Total Kjeldahl Nitrogen, Total Nitrogen, Total Organic Nitrogen, Alkalinity (NO HEADSPACE)	
013	12:20			X			5.77	1016	6.04	9.20	39.95	1-500ml, 1-250ml 1-500 ml H2SO4	Ammonia, Nitrite, Nitrate, Total Kjeldahl Nitrogen, Total Nitrogen, Total Organic Nitrogen, Alkalinity (NO HEADSPACE)	
014	10:20			X			8.72	1997	0.20	—	—	1-500ml, 1-250ml 1-500 ml H2SO4	Ammonia, Nitrite, Nitrate, Total Kjeldahl Nitrogen, Total Nitrogen, Total Organic Nitrogen, Alkalinity (NO HEADSPACE)	
015														
016														
017														
018														
019														
020														

FIELD NOTES:

Are the samples treated?
Yes H₂SO₄

Sample Transport to Cooler requires 1500 PPM. Client call with leading before transport of samples to each well site.

Maximum Custody by *[Signature]* 10/24/14
Date & Time

Data & Time

Sampler SIGNATURE

[Signature]

CLIENT/TRANSPORT TECH SIGNATURE FOR BUSSEY/ROLLINS: *[Signature]* 10/24/14

Container Shipping Condition @ relinquish

FAIR POOR

1.250 ml - is preboiled with sulfuric acid

QA/QC Notes: pdf 2 copies of the report

Company Shipping Condition
GABSD FAIR POOR
Packed in Ice? YES NO
Meets Sample Order In Case of NO was Yes No Client Notified?

Maximum Environmental Management, Inc.
 1170 Lincoln Avenue - Suite 4
 Holbrook, NY 11741
 Phone : (631) 589-1225 * Fax: (631) 589-1157
 www.maximumentv.com

Groundwater Monitoring Well Data Sheet

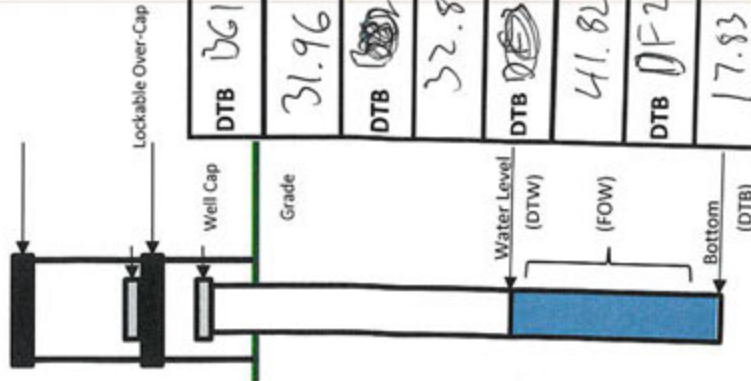
Project ID #: **2410370**

Location: **Canoe Place Inn - 293 Montauk Hwy E, Hampton Bays, NY**

Date: **10/24/24**

Note - Standard Protocol states that the amount of water purged from a well is between 3 and 5 times the volume of liquid inside the well casing. We use 4 times the volume.

***** ALL Monitoring Wells are to Measured within a Hour of Each Other. First Thing *****



- 0.5 Well - 0.010 gallons per foot
- 1 1/2" Well = 0.091 gallons of water per foot
- 2" Well = 0.163 gallons of water per foot
- 4" Well = 0.653 gallons of water per foot

Measurements must always start at the top of the well casing not the protective cover or from the grade level

DTB	- (minus)	DTW	= (equals)	FOW	X (multiply)	AGW (per ft)	= (equals)	AOW	multiply by 3, 4, or 5	= (equals)	AOWP	Time Collected
UG1												
31.96	-	6.38	=	21.58	X	.091	=	1.96	multiply by 3, 4, or 5	=	5.88	9:30
DTB DF3 32.89	-	DTW	=	FOW	X	AGW (per ft)	=	AOW	multiply by 3, 4, or 5	=	AOWP	Time Collected
18.41	-	18.41	=	14.49	X	.091	=	1.31	multiply by 3, 4, or 5	=	3.93	9:35
DTB DF2 41.82	-	DTW	=	FOW	X	AGW (per ft)	=	AOW	multiply by 3, 4, or 5	=	AOWP	Time Collected
27.83	-	27.83	=	13.99	X	.163	=	2.28	multiply by 3, 4, or 5	=	6.84	9:39
DTB DF2 17.83	-	DTW	=	FOW	X	AGW (per ft)	=	AOW	multiply by 3, 4, or 5	=	AOWP	Time Collected
14.74	-	14.74	=	3.09	X	.163	=	0.50	multiply by 3, 4, or 5	=	1.5	9:42
DTB DF1 17.72	-	DTW	=	FOW	X	AGW (per ft)	=	AOW	multiply by 3, 4, or 5	=	AOWP	Time Collected
12.89	-	12.89	=	4.83	X	.163	=	0.78	multiply by 3, 4, or 5	=	2.34	9:44

* DTW = Depth to Water; DTB = Depth to Bottom; FOW = Feet of Water; AGW = Amount of Gallons of Water per foot; AOW = Amount of Water in Well Case; AOWP = Amount of Water Purged *
 ** Amount of Water Purged is the amount required to turn the well over for sampling. Please note if the amount you purged is different then the amount required**
 The DTW is the Depth to Top of the PVC Well. GW = Ground Water, MW = Monitoring Well.

Maximum Environmental Management, Inc.
 1170 Lincoln Avenue - Suite 4
 Holbrook, NY 11741
 Phone : (631) 589-1225 * Fax: (631) 589-1157
 www.maximumentv.com

Groundwater Monitoring Well Data Sheet

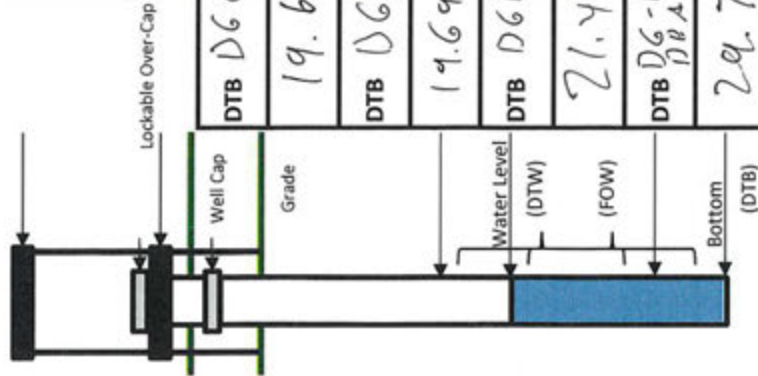
Project ID #: 2410370

Location: Canoe Place Inn - 293 Montauk Hwy E, Hampton Bays, NY

Date: 10/24/14

Note - Standard Protocol states that the amount of water purged from a well is between 3 and 5 times the volume of liquid inside the well casing. We use 4 times the volume.

***** ALL Monitoring Wells are to Measured within a Hour of Each Other. First Thing *****



- 0.5 Well - 0.010 gallons per foot
- 1 1/2" Well = 0.091 gallons of water per foot
- 2" Well = 0.163 gallons of water per foot
- 4" Well = 0.653 gallons of water per foot

Measurements must always start at the top of the well casing not the protective cover or from the grade level

DTB	(minus)	DTW	(equals)	FOW	X (multiply)	AGW (per ft)	(equals)	AOW	multiply by 3, 4, or 5	(equals)	AOWP	Time Collected
D60.5	-	9.64	=	10.00	X	.163	=	1.63	multiply by 3, 4, or 5	=	4.89	9:47
DTB D61.0	-	DTW	=	FOW	X	AGW (per ft)	=	AOW	multiply by 3, 4, or 5	=	AOWP	Time Collected
19.69	-	9.59	=	10.10	X	.163	=	1.64	multiply by 3, 4, or 5	=	4.92	9:49
DTB D61.5	-	DTW	=	FOW	X	AGW (per ft)	=	AOW	multiply by 3, 4, or 5	=	AOWP	Time Collected
21.40	-	9.25	=	12.15	X	.163	=	1.98	multiply by 3, 4, or 5	=	5.94	9:51
DTB D6-1.5 DBA	-	DTW	=	FOW	X	AGW (per ft)	=	AOW	multiply by 3, 4, or 5	=	AOWP	Time Collected
29.77	-	8.84	=	20.93	X	.010	=	0.20	multiply by 3, 4, or 5	=	0.6	9:53
DTB D6-1.5 DBB	-	DTW	=	FOW	X	AGW (per ft)	=	AOW	multiply by 3, 4, or 5	=	AOWP	Time Collected
34.99	-	9.26	=	25.33	X	.010	=	0.25	multiply by 3, 4, or 5	=	0.75	9:54

* DTW = Depth to Water; DTB = Depth to Bottom; FOW = Feet of Water; AGW = Amount of Gallons of Water per foot; AOW = Amount of Water in Well Case; AOWP = Amount of Water Purged *

** Amount of Water Purged is the amount required to turn the well over for sampling. Please note if the amount you purged is different then the amount required**

The DTW is the Depth to Top of the PVC Well. GW = Ground Water, MW = Monitoring Well.

Maximum Environmental Management, Inc.
 1170 Lincoln Avenue - Suite 4
 Holbrook, NY 11741
 Phone : (631) 589-1225 * Fax: (631) 589-1157
 www.maximumentv.com

Groundwater Monitoring Well Data Sheet

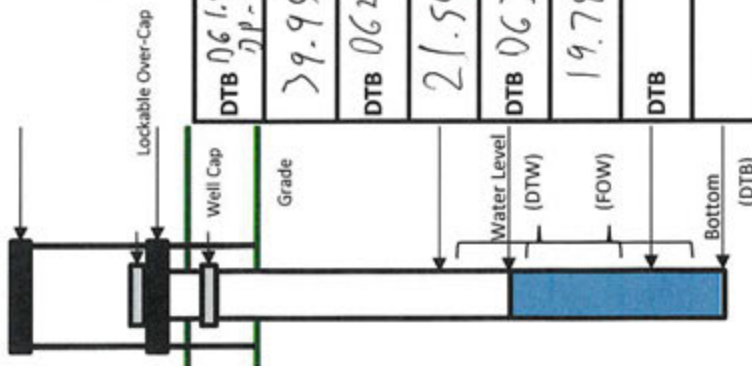
Project ID #: 2410370

Date: 10/24/14

Location: Canoe Place Inn - 293 Montauk Hwy E, Hampton Bays, NY

Note - Standard Protocol states that the amount of water purged from a well is between 3 and 5 times the volume of liquid inside the well casing. We use 4 times the volume.

***** ALL Monitoring Wells are to Measured within a Hour of Each Other. First Thing *****



- 0.5 Well - 0.010 gallons per foot
- 1 1/2" Well = 0.091 gallons of water per foot
- 2" Well = 0.163 gallons of water per foot
- 4" Well = 0.653 gallons of water per foot

Measurements must always start at the top of the well casing not the protective cover or from the grade level

DTB	(minus)	DTW	(equals)	FOW	X (multiply)	AGW (per ft)	(equals)	AOW	multiply by 3, 4, or 5	(equals)	AOWP	Time Collected
DTB 0615 29.95	-	9.20	=	20.75	X	.010	=	.20	multiply by 3, 4, or 5	=	0.9	9:55
DTB 062	-	DTW	=	FOW	X	AGW (per ft)	=	AOW	multiply by 3, 4, or 5	=	AOWP	Time Collected
DTB 21.54	-	9.00	=	12.54	X	.091	=	1.14	multiply by 3, 4, or 5	=	2.42	9:57
DTB 063	-	DTW	=	FOW	X	AGW (per ft)	=	AOW	multiply by 3, 4, or 5	=	AOWP	Time Collected
DTB 19.78	-	8.82	=	10.96	X	.163	=	1.78	multiply by 3, 4, or 5	=	5.34	9:59
DTB	-	DTW	=	FOW	X	AGW (per ft)	=	AOW	multiply by 3, 4, or 5	=	AOWP	Time Collected
DTB	-	DTW	=	FOW	X	AGW (per ft)	=	AOW	multiply by 3, 4, or 5	=	AOWP	Time Collected
DTB	-	DTW	=	FOW	X	AGW (per ft)	=	AOW	multiply by 3, 4, or 5	=	AOWP	Time Collected
DTB	-	DTW	=	FOW	X	AGW (per ft)	=	AOW	multiply by 3, 4, or 5	=	AOWP	Time Collected

* DTW = Depth to Water; DTB = Depth to Bottom; FOW = Feet of Water; AGW = Amount of Gallons of Water per foot; AOW = Amount of Water in Well Case; AOWP = Amount of Water Purged *
 Amount of Water Purged is the amount required to turn the well over for sampling. Please note if the amount you purged is different then the amount required

The DTW is the Depth to Top of the PVC Well. GW = Ground Water, MW = Monitoring Well.



Technical Report

prepared for:

Maximum Environmental Management, Inc.

1170 Lincoln Avenue., Suite 4

Holbrook NY, 11741

Attention: Brian Leshinger

Report Date: 10/31/2024

Client Project ID: 2410370

York Project (SDG) No.: 24J1740

Stratford, CT Laboratory IDs:
NY:10854, NJ: CT005, PA: 68-0440, CT: PH-0723



Richmond Hill, NY Laboratory IDs:
NY:12058, NJ: NY037, CT: PH-0721, NH: 2097,
EPA: NY01600

120 RESEARCH DRIVE
www.YORKLAB.com

STRATFORD, CT 06615
(203) 325-1371



132-02 89th AVENUE
FAX (203) 357-0166

RICHMOND HILL, NY 11418
ClientServices@yorklab.com

Report Date: 10/31/2024
Client Project ID: 2410370
York Project (SDG) No.: 24J1740

Maximum Environmental Management, Inc.
1170 Lincoln Avenue., Suite 4
Holbrook NY, 11741
Attention: Brian Leshinger

Purpose and Results

This report contains the analytical data for the sample(s) identified on the attached chain-of-custody received in our laboratory on October 25, 2024 and listed below. The project was identified as your project: **2410370**.

The analyses were conducted utilizing appropriate EPA, Standard Methods, and ASTM methods as detailed in the data summary tables.

All samples were received in proper condition meeting the customary acceptance requirements for environmental samples except those indicated under the Sample and Analysis Qualifiers section of this report.

All analyses met the method and laboratory standard operating procedure requirements except as indicated by any data flags, the meaning of which are explained in the Sample and Data Qualifiers Relating to This Work Order section of this report and case narrative if applicable.

The results of the analyses, which are all reported on dry weight basis (soils) unless otherwise noted, are detailed in the following pages.

Please contact Client Services at 203.325.1371 with any questions regarding this report.

<u>York Sample ID</u>	<u>Client Sample ID</u>	<u>Matrix</u>	<u>Date Collected</u>	<u>Date Received</u>
24J1740-01	Monitoring Well #BG2	Water	10/24/2024	10/25/2024
24J1740-02	Monitoring Well #DF2	Water	10/24/2024	10/25/2024
24J1740-03	Monitoring Well #BG1	Water	10/24/2024	10/25/2024
24J1740-04	Monitoring Well #DF1	Water	10/24/2024	10/25/2024
24J1740-05	Monitoring Well #DF3	Water	10/24/2024	10/25/2024
24J1740-06	Monitoring Well #DG 0.5	Water	10/24/2024	10/25/2024
24J1740-07	Monitoring Well #DG 1.0	Water	10/24/2024	10/25/2024
24J1740-08	Monitoring Well #DG 1.5	Water	10/24/2024	10/25/2024
24J1740-09	Monitoring Well #DG2	Water	10/24/2024	10/25/2024
24J1740-10	Monitoring Well #DG3	Water	10/24/2024	10/25/2024
24J1740-11	Monitoring Well #DG 1.5 DPA	Water	10/24/2024	10/25/2024
24J1740-12	Monitoring Well #DG 1.5 DPB	Water	10/24/2024	10/25/2024
24J1740-13	Monitoring Well #DG 1.5 DPC	Water	10/24/2024	10/25/2024
24J1740-14	Waste Water Effluent	Water	10/24/2024	10/25/2024

General Notes for York Project (SDG) No.: 24J1740

1. The RLs and MDLs (Reporting Limit and Method Detection Limit respectively) reported are adjusted for any dilution necessary due to the levels of target and/or non-target analytes and matrix interference. The RL(REPORTING LIMIT) is based upon the lowest standard utilized for the calibration where applicable.
2. Samples are retained for a period of thirty days after submittal of report, unless other arrangements are made.
3. York's liability for the above data is limited to the dollar value paid to York for the referenced project.
4. This report shall not be reproduced without the written approval of York Analytical Laboratories, Inc.
5. All analyses conducted met method or Laboratory SOP requirements. See the Sample and Data Qualifiers Section for further information.
6. It is noted that no analyses reported herein were subcontracted to another laboratory, unless noted in the report.
7. This report reflects results that relate only to the samples submitted on the attached chain-of-custody form(s) received by York.
8. Analyses conducted at York Analytical Laboratories, Inc. Stratford, CT are indicated by NY Cert. No. 10854, NJ Cert No. CT005, PA Cert No. 68-04440, CT Cert No. PH-0723; those conducted at York Analytical Laboratories, Inc., Richmond Hill, NY are indicated by NY Cert. No. 12058, NJ Cert No. NY037, CT Cert No. PH-0721, NH Cert No. 2097, EPA Cert No. NY01600.

Approved By:



Cassie L. Mosher
Laboratory Manager

Date: 10/31/2024





Sample Information

Client Sample ID: Monitoring Well #BG2

York Sample ID: 24J1740-01

<u>York Project (SDG) No.</u> 24J1740	<u>Client Project ID</u> 2410370	<u>Matrix</u> Water	<u>Collection Date/Time</u> October 24, 2024 10:23 am	<u>Date Received</u> 10/25/2024
--	-------------------------------------	------------------------	--	------------------------------------

Nitrate as N

Log-in Notes:

Sample Notes:

Sample Prepared by Method: EPA 300

CAS No.	Parameter	Result	Flag	Units	Reported to LOQ	Dilution	Reference Method	Date/Time Prepared	Date/Time Analyzed	Analyst
14797-55-8	Nitrate as N	8.32		mg/L	0.0500	1	EPA 300.0	10/25/2024 22:00	10/25/2024 22:00	VR
							Certifications:	NELAC-NY10854,CTDOH-PH-0723,NJDEP-CT005,PADEP-68-04		

Nitrite as N

Log-in Notes:

Sample Notes:

Sample Prepared by Method: EPA 300

CAS No.	Parameter	Result	Flag	Units	Reported to LOQ	Dilution	Reference Method	Date/Time Prepared	Date/Time Analyzed	Analyst
14797-65-0	Nitrite as N	ND		mg/L	0.0500	1	EPA 300.0	10/25/2024 22:00	10/25/2024 22:00	VR
							Certifications:	NELAC-NY10854,CTDOH-PH-0723,PADEP-68-04440		

Alkalinity, Total

Log-in Notes:

Sample Notes:

Sample Prepared by Method: Analysis Preparation

CAS No.	Parameter	Result	Flag	Units	Reported to LOQ	Dilution	Reference Method	Date/Time Prepared	Date/Time Analyzed	Analyst
14807-96-6	Alkalinity, total	6.0		mg/L	2.0	1	SM 2320B	10/28/2024 08:24	10/28/2024 15:19	PMB
							Certifications:	NELAC-NY10854,CTDOH-PH-0723,NJDEP-CT005,PADEP-68-04		

Ammonia Nitrogen as N

Log-in Notes:

Sample Notes:

Sample Prepared by Method: Analysis Preparation

CAS No.	Parameter	Result	Flag	Units	Reported to LOQ	Dilution	Reference Method	Date/Time Prepared	Date/Time Analyzed	Analyst
7664-41-7	Ammonia Nitrogen as N	0.0752		mg/L	0.0500	1	SM 4500-NH3 D	10/28/2024 08:19	10/28/2024 10:06	TCD
							Certifications:	NELAC-NY10854,CTDOH-PH-0723,NJDEP-CT005,PADEP-68-04		

Total Kjeldahl Nitrogen

Log-in Notes:

Sample Notes:

Sample Prepared by Method: Analysis Prep for SAA

CAS No.	Parameter	Result	Flag	Units	Reported to LOQ	Dilution	Reference Method	Date/Time Prepared	Date/Time Analyzed	Analyst
	Total Kjeldahl Nitrogen	1.50		mg/L	0.400	5	SM 4500-N Org D	10/28/2024 15:34	10/29/2024 14:14	TCD
							Certifications:	NELAC-NY10854,CTDOH-PH-0723,NJDEP-CT005,PADEP-68-04		

Total Nitrogen (TN)

Log-in Notes:

Sample Notes:

Sample Prepared by Method: Analysis Prep for SAA

CAS No.	Parameter	Result	Flag	Units	Reported to LOQ	Dilution	Reference Method	Date/Time Prepared	Date/Time Analyzed	Analyst
	* Total Nitrogen	9.82		mg/L	0.0500	1	SM 4500-N B	10/31/2024 17:24	10/31/2024 17:41	AD
							Certifications:			

Total Organic Nitrogen(TON)

Log-in Notes:

Sample Notes:

Sample Prepared by Method: Analysis Prep for SAA

CAS No.	Parameter	Result	Flag	Units	Reported to LOQ	Dilution	Reference Method	Date/Time Prepared	Date/Time Analyzed	Analyst



Sample Information

Client Sample ID: Monitoring Well #BG2

York Sample ID: 24J1740-01

<u>York Project (SDG) No.</u> 24J1740	<u>Client Project ID</u> 2410370	<u>Matrix</u> Water	<u>Collection Date/Time</u> October 24, 2024 10:23 am	<u>Date Received</u> 10/25/2024
--	-------------------------------------	------------------------	--	------------------------------------

Total Organic Nitrogen(TON)

Log-in Notes:

Sample Notes:

Sample Prepared by Method: Analysis Prep for SAA

CAS No.	Parameter	Result	Flag	Units	Reported to LOQ	Dilution	Reference Method	Date/Time Prepared	Date/Time Analyzed	Analyst
* Total Organic Nitrogen		1.42		mg/L	0.100	1	SM 4500-N	10/31/2024 17:24	10/31/2024 17:41	AD
Certifications:										

Sample Information

Client Sample ID: Monitoring Well #DF2

York Sample ID: 24J1740-02

<u>York Project (SDG) No.</u> 24J1740	<u>Client Project ID</u> 2410370	<u>Matrix</u> Water	<u>Collection Date/Time</u> October 24, 2024 10:39 am	<u>Date Received</u> 10/25/2024
--	-------------------------------------	------------------------	--	------------------------------------

Nitrate as N

Log-in Notes:

Sample Notes:

Sample Prepared by Method: EPA 300

CAS No.	Parameter	Result	Flag	Units	Reported to LOQ	Dilution	Reference Method	Date/Time Prepared	Date/Time Analyzed	Analyst
14797-55-8	Nitrate as N	ND		mg/L	0.0500	1	EPA 300.0	10/25/2024 22:42	10/25/2024 22:42	VR
Certifications: NELAC-NY10854,CTDOH-PH-0723,NJDEP-CT005,PADEP-68-044										

Nitrite as N

Log-in Notes:

Sample Notes:

Sample Prepared by Method: EPA 300

CAS No.	Parameter	Result	Flag	Units	Reported to LOQ	Dilution	Reference Method	Date/Time Prepared	Date/Time Analyzed	Analyst
14797-65-0	Nitrite as N	ND		mg/L	0.0500	1	EPA 300.0	10/25/2024 22:42	10/25/2024 22:42	VR
Certifications: NELAC-NY10854,CTDOH-PH-0723,PADEP-68-04440										

Alkalinity, Total

Log-in Notes:

Sample Notes:

Sample Prepared by Method: Analysis Preparation

CAS No.	Parameter	Result	Flag	Units	Reported to LOQ	Dilution	Reference Method	Date/Time Prepared	Date/Time Analyzed	Analyst
14807-96-6	Alkalinity, total	600		mg/L	2.0	1	SM 2320B	10/28/2024 08:24	10/28/2024 15:19	PMB
Certifications: NELAC-NY10854,CTDOH-PH-0723,NJDEP-CT005,PADEP-68-04										

Ammonia Nitrogen as N

Log-in Notes:

Sample Notes:

Sample Prepared by Method: Analysis Preparation

CAS No.	Parameter	Result	Flag	Units	Reported to LOQ	Dilution	Reference Method	Date/Time Prepared	Date/Time Analyzed	Analyst
7664-41-7	Ammonia Nitrogen as N	9.78		mg/L	0.0500	1	SM 4500-NH3 D	10/28/2024 08:19	10/28/2024 10:06	TCD
Certifications: NELAC-NY10854,CTDOH-PH-0723,NJDEP-CT005,PADEP-68-04										

Total Kjeldahl Nitrogen

Log-in Notes:

Sample Notes:

Sample Prepared by Method: Analysis Prep for SAA

CAS No.	Parameter	Result	Flag	Units	Reported to LOQ	Dilution	Reference Method	Date/Time Prepared	Date/Time Analyzed	Analyst
---------	-----------	--------	------	-------	-----------------	----------	------------------	--------------------	--------------------	---------



Sample Information

Client Sample ID: Monitoring Well #DF2

York Sample ID: 24J1740-02

Table with 5 columns: York Project (SDG) No., Client Project ID, Matrix, Collection Date/Time, Date Received. Values: 24J1740, 2410370, Water, October 24, 2024 10:39 am, 10/25/2024

Total Kjeldahl Nitrogen

Log-in Notes:

Sample Notes:

Sample Prepared by Method: Analysis Prep for SAA

Table with 11 columns: CAS No., Parameter, Result, Flag, Units, Reported to LOQ, Dilution, Reference Method, Date/Time Prepared, Date/Time Analyzed, Analyst. Row: Total Kjeldahl Nitrogen, 10.5, mg/L, 0.400, 5, SM 4500-N Org D, 10/28/2024 15:34, 10/29/2024 14:14, TCD. Certifications: NELAC-NY10854, CTDOH-PH-0723, NJDEP-CT005, PADEP-68-04

Total Nitrogen (TN)

Log-in Notes:

Sample Notes:

Sample Prepared by Method: Analysis Prep for SAA

Table with 11 columns: CAS No., Parameter, Result, Flag, Units, Reported to LOQ, Dilution, Reference Method, Date/Time Prepared, Date/Time Analyzed, Analyst. Row: * Total Nitrogen, 10.5, mg/L, 0.0500, 1, SM 4500-N B, 10/31/2024 17:24, 10/31/2024 17:41, AD. Certifications:

Total Organic Nitrogen(TON)

Log-in Notes:

Sample Notes:

Sample Prepared by Method: Analysis Prep for SAA

Table with 11 columns: CAS No., Parameter, Result, Flag, Units, Reported to LOQ, Dilution, Reference Method, Date/Time Prepared, Date/Time Analyzed, Analyst. Row: * Total Organic Nitrogen, 0.720, mg/L, 0.100, 1, SM 4500-N, 10/31/2024 17:24, 10/31/2024 17:41, AD. Certifications:

Sample Information

Client Sample ID: Monitoring Well #BG1

York Sample ID: 24J1740-03

Table with 5 columns: York Project (SDG) No., Client Project ID, Matrix, Collection Date/Time, Date Received. Values: 24J1740, 2410370, Water, October 24, 2024 10:41 am, 10/25/2024

Nitrate as N

Log-in Notes:

Sample Notes:

Sample Prepared by Method: EPA 300

Table with 11 columns: CAS No., Parameter, Result, Flag, Units, Reported to LOQ, Dilution, Reference Method, Date/Time Prepared, Date/Time Analyzed, Analyst. Row: 14797-55-8 Nitrate as N, 17.8, mg/L, 0.0500, 1, EPA 300.0, 10/25/2024 22:53, 10/25/2024 22:53, VR. Certifications: NELAC-NY10854, CTDOH-PH-0723, NJDEP-CT005, PADEP-68-04

Nitrite as N

Log-in Notes:

Sample Notes:

Sample Prepared by Method: EPA 300

Table with 11 columns: CAS No., Parameter, Result, Flag, Units, Reported to LOQ, Dilution, Reference Method, Date/Time Prepared, Date/Time Analyzed, Analyst. Row: 14797-65-0 Nitrite as N, ND, mg/L, 0.0500, 1, EPA 300.0, 10/25/2024 22:53, 10/25/2024 22:53, VR. Certifications: NELAC-NY10854, CTDOH-PH-0723, PADEP-68-04440

Alkalinity, Total

Log-in Notes:

Sample Notes:

Sample Prepared by Method: Analysis Preparation

Table with 11 columns: CAS No., Parameter, Result, Flag, Units, Reported to LOQ, Dilution, Reference Method, Date/Time Prepared, Date/Time Analyzed, Analyst



Sample Information

Client Sample ID: Monitoring Well #BG1

York Sample ID: 24J1740-03

<u>York Project (SDG) No.</u> 24J1740	<u>Client Project ID</u> 2410370	<u>Matrix</u> Water	<u>Collection Date/Time</u> October 24, 2024 10:41 am	<u>Date Received</u> 10/25/2024
--	-------------------------------------	------------------------	--	------------------------------------

Alkalinity, Total

Log-in Notes:

Sample Notes:

Sample Prepared by Method: Analysis Preparation

CAS No.	Parameter	Result	Flag	Units	Reported to LOQ	Dilution	Reference Method	Date/Time Prepared	Date/Time Analyzed	Analyst
14807-96-6	Alkalinity, total	170		mg/L	2.0	1	SM 2320B	10/28/2024 08:24	10/28/2024 15:19	PMB
Certifications: NELAC-NY10854,CTDOH-PH-0723,NJDEP-CT005,PADEP-68-04										

Ammonia Nitrogen as N

Log-in Notes:

Sample Notes:

Sample Prepared by Method: Analysis Preparation

CAS No.	Parameter	Result	Flag	Units	Reported to LOQ	Dilution	Reference Method	Date/Time Prepared	Date/Time Analyzed	Analyst
7664-41-7	Ammonia Nitrogen as N	ND		mg/L	0.0500	1	SM 4500-NH3 D	10/28/2024 08:19	10/28/2024 10:06	TCD
Certifications: NELAC-NY10854,CTDOH-PH-0723,NJDEP-CT005,PADEP-68-04										

Total Kjeldahl Nitrogen

Log-in Notes:

Sample Notes:

Sample Prepared by Method: Analysis Prep for SAA

CAS No.	Parameter	Result	Flag	Units	Reported to LOQ	Dilution	Reference Method	Date/Time Prepared	Date/Time Analyzed	Analyst
	Total Kjeldahl Nitrogen	1.42		mg/L	0.400	5	SM 4500-N Org D	10/28/2024 15:34	10/29/2024 14:14	TCD
Certifications: NELAC-NY10854,CTDOH-PH-0723,NJDEP-CT005,PADEP-68-04										

Total Nitrogen (TN)

Log-in Notes:

Sample Notes:

Sample Prepared by Method: Analysis Prep for SAA

CAS No.	Parameter	Result	Flag	Units	Reported to LOQ	Dilution	Reference Method	Date/Time Prepared	Date/Time Analyzed	Analyst
	* Total Nitrogen	19.2		mg/L	0.0500	1	SM 4500-N B	10/31/2024 17:24	10/31/2024 17:41	AD
Certifications:										

Total Organic Nitrogen(TON)

Log-in Notes:

Sample Notes:

Sample Prepared by Method: Analysis Prep for SAA

CAS No.	Parameter	Result	Flag	Units	Reported to LOQ	Dilution	Reference Method	Date/Time Prepared	Date/Time Analyzed	Analyst
	* Total Organic Nitrogen	1.42		mg/L	0.100	1	SM 4500-N	10/31/2024 17:24	10/31/2024 17:41	AD
Certifications:										

Sample Information

Client Sample ID: Monitoring Well #DF1

York Sample ID: 24J1740-04

<u>York Project (SDG) No.</u> 24J1740	<u>Client Project ID</u> 2410370	<u>Matrix</u> Water	<u>Collection Date/Time</u> October 24, 2024 10:52 am	<u>Date Received</u> 10/25/2024
--	-------------------------------------	------------------------	--	------------------------------------

Nitrate as N

Log-in Notes:

Sample Notes:

Sample Prepared by Method: EPA 300

CAS No.	Parameter	Result	Flag	Units	Reported to LOQ	Dilution	Reference Method	Date/Time Prepared	Date/Time Analyzed	Analyst
---------	-----------	--------	------	-------	-----------------	----------	------------------	--------------------	--------------------	---------



Sample Information

Client Sample ID: Monitoring Well #DF1					York Sample ID: 24J1740-04
<u>York Project (SDG) No.</u> 24J1740	<u>Client Project ID</u> 2410370	<u>Matrix</u> Water	<u>Collection Date/Time</u> October 24, 2024 10:52 am	<u>Date Received</u> 10/25/2024	

Nitrate as N

Log-in Notes:

Sample Notes:

Sample Prepared by Method: EPA 300

CAS No.	Parameter	Result	Flag	Units	Reported to LOQ	Dilution	Reference Method	Date/Time Prepared	Date/Time Analyzed	Analyst
14797-55-8	Nitrate as N	ND		mg/L	0.0500	1	EPA 300.0 Certifications: NELAC-NY10854,CTDOH-PH-0723,NJDEP-CT005,PADEP-68-044	10/25/2024 23:03	10/25/2024 23:03	VR

Nitrite as N

Log-in Notes:

Sample Notes:

Sample Prepared by Method: EPA 300

CAS No.	Parameter	Result	Flag	Units	Reported to LOQ	Dilution	Reference Method	Date/Time Prepared	Date/Time Analyzed	Analyst
14797-65-0	Nitrite as N	ND		mg/L	0.0500	1	EPA 300.0 Certifications: NELAC-NY10854,CTDOH-PH-0723,PADEP-68-04440	10/25/2024 23:03	10/25/2024 23:03	VR

Alkalinity, Total

Log-in Notes:

Sample Notes:

Sample Prepared by Method: Analysis Preparation

CAS No.	Parameter	Result	Flag	Units	Reported to LOQ	Dilution	Reference Method	Date/Time Prepared	Date/Time Analyzed	Analyst
14807-96-6	Alkalinity, total	640		mg/L	2.0	1	SM 2320B Certifications: NELAC-NY10854,CTDOH-PH-0723,NJDEP-CT005,PADEP-68-04	10/28/2024 08:24	10/28/2024 15:19	PMB

Ammonia Nitrogen as N

Log-in Notes:

Sample Notes:

Sample Prepared by Method: Analysis Preparation

CAS No.	Parameter	Result	Flag	Units	Reported to LOQ	Dilution	Reference Method	Date/Time Prepared	Date/Time Analyzed	Analyst
7664-41-7	Ammonia Nitrogen as N	14.8		mg/L	0.0500	1	SM 4500-NH3 D Certifications: NELAC-NY10854,CTDOH-PH-0723,NJDEP-CT005,PADEP-68-04	10/28/2024 08:19	10/28/2024 10:06	TCD

Total Kjeldahl Nitrogen

Log-in Notes:

Sample Notes:

Sample Prepared by Method: Analysis Prep for SAA

CAS No.	Parameter	Result	Flag	Units	Reported to LOQ	Dilution	Reference Method	Date/Time Prepared	Date/Time Analyzed	Analyst
	Total Kjeldahl Nitrogen	17.4		mg/L	0.400	5	SM 4500-N Org D Certifications: NELAC-NY10854,CTDOH-PH-0723,NJDEP-CT005,PADEP-68-04	10/28/2024 15:34	10/29/2024 14:14	TCD

Total Nitrogen (TN)

Log-in Notes:

Sample Notes:

Sample Prepared by Method: Analysis Prep for SAA

CAS No.	Parameter	Result	Flag	Units	Reported to LOQ	Dilution	Reference Method	Date/Time Prepared	Date/Time Analyzed	Analyst
	* Total Nitrogen	17.4		mg/L	0.0500	1	SM 4500-N B Certifications:	10/31/2024 17:24	10/31/2024 17:41	AD

Total Organic Nitrogen(TON)

Log-in Notes:

Sample Notes:

Sample Prepared by Method: Analysis Prep for SAA

CAS No.	Parameter	Result	Flag	Units	Reported to LOQ	Dilution	Reference Method	Date/Time Prepared	Date/Time Analyzed	Analyst
	* Total Organic Nitrogen	2.60		mg/L	0.100	1	SM 4500-N Certifications:	10/31/2024 17:24	10/31/2024 17:41	AD



Sample Information

Client Sample ID: Monitoring Well #DF1					York Sample ID: 24J1740-04
<u>York Project (SDG) No.</u> 24J1740	<u>Client Project ID</u> 2410370	<u>Matrix</u> Water	<u>Collection Date/Time</u> October 24, 2024 10:52 am	<u>Date Received</u> 10/25/2024	

Sample Information

Client Sample ID: Monitoring Well #DF3					York Sample ID: 24J1740-05
<u>York Project (SDG) No.</u> 24J1740	<u>Client Project ID</u> 2410370	<u>Matrix</u> Water	<u>Collection Date/Time</u> October 24, 2024 11:05 am	<u>Date Received</u> 10/25/2024	

Nitrate as N

Log-in Notes:

Sample Notes:

Sample Prepared by Method: EPA 300

CAS No.	Parameter	Result	Flag	Units	Reported to LOQ	Dilution	Reference Method	Date/Time Prepared	Date/Time Analyzed	Analyst
14797-55-8	Nitrate as N	5.77		mg/L	0.0500	1	EPA 300.0	10/25/2024 23:13	10/25/2024 23:13	VR
							Certifications:	NELAC-NY10854,CTDOH-PH-0723,NJDEP-CT005,PADEP-68-04		

Nitrite as N

Log-in Notes:

Sample Notes:

Sample Prepared by Method: EPA 300

CAS No.	Parameter	Result	Flag	Units	Reported to LOQ	Dilution	Reference Method	Date/Time Prepared	Date/Time Analyzed	Analyst
14797-65-0	Nitrite as N	ND		mg/L	0.0500	1	EPA 300.0	10/25/2024 23:13	10/25/2024 23:13	VR
							Certifications:	NELAC-NY10854,CTDOH-PH-0723,PADEP-68-04440		

Alkalinity, Total

Log-in Notes:

Sample Notes:

Sample Prepared by Method: Analysis Preparation

CAS No.	Parameter	Result	Flag	Units	Reported to LOQ	Dilution	Reference Method	Date/Time Prepared	Date/Time Analyzed	Analyst
14807-96-6	Alkalinity, total	10		mg/L	2.0	1	SM 2320B	10/29/2024 08:04	10/29/2024 13:49	PMB
							Certifications:	NELAC-NY10854,CTDOH-PH-0723,NJDEP-CT005,PADEP-68-04		

Ammonia Nitrogen as N

Log-in Notes:

Sample Notes:

Sample Prepared by Method: Analysis Preparation

CAS No.	Parameter	Result	Flag	Units	Reported to LOQ	Dilution	Reference Method	Date/Time Prepared	Date/Time Analyzed	Analyst
7664-41-7	Ammonia Nitrogen as N	ND		mg/L	0.0500	1	SM 4500-NH3 D	10/28/2024 08:19	10/28/2024 10:06	TCD
							Certifications:	NELAC-NY10854,CTDOH-PH-0723,NJDEP-CT005,PADEP-68-044		

Total Kjeldahl Nitrogen

Log-in Notes:

Sample Notes:

Sample Prepared by Method: Analysis Prep for SAA

CAS No.	Parameter	Result	Flag	Units	Reported to LOQ	Dilution	Reference Method	Date/Time Prepared	Date/Time Analyzed	Analyst
	Total Kjeldahl Nitrogen	0.690		mg/L	0.400	5	SM 4500-N Org D	10/28/2024 15:34	10/29/2024 14:14	TCD
							Certifications:	NELAC-NY10854,CTDOH-PH-0723,NJDEP-CT005,PADEP-68-04		

Total Nitrogen (TN)

Log-in Notes:

Sample Notes:

Sample Prepared by Method: Analysis Prep for SAA

CAS No.	Parameter	Result	Flag	Units	Reported to LOQ	Dilution	Reference Method	Date/Time Prepared	Date/Time Analyzed	Analyst
---------	-----------	--------	------	-------	-----------------	----------	------------------	--------------------	--------------------	---------



Sample Information

Client Sample ID: Monitoring Well #DF3

York Sample ID: 24J1740-05

Table with 5 columns: York Project (SDG) No., Client Project ID, Matrix, Collection Date/Time, Date Received. Values: 24J1740, 2410370, Water, October 24, 2024 11:05 am, 10/25/2024

Total Nitrogen (TN)

Log-in Notes:

Sample Notes:

Sample Prepared by Method: Analysis Prep for SAA

Table with 11 columns: CAS No., Parameter, Result, Flag, Units, Reported to LOQ, Dilution, Reference Method, Date/Time Prepared, Date/Time Analyzed, Analyst. Row: * Total Nitrogen, 6.46, mg/L, 0.0500, 1, SM 4500-N B, 10/31/2024 17:24, 10/31/2024 17:41, AD

Total Organic Nitrogen(TON)

Log-in Notes:

Sample Notes:

Sample Prepared by Method: Analysis Prep for SAA

Table with 11 columns: CAS No., Parameter, Result, Flag, Units, Reported to LOQ, Dilution, Reference Method, Date/Time Prepared, Date/Time Analyzed, Analyst. Row: * Total Organic Nitrogen, 0.690, mg/L, 0.100, 1, SM 4500-N, 10/31/2024 17:24, 10/31/2024 17:41, AD

Sample Information

Client Sample ID: Monitoring Well #DG 0.5

York Sample ID: 24J1740-06

Table with 5 columns: York Project (SDG) No., Client Project ID, Matrix, Collection Date/Time, Date Received. Values: 24J1740, 2410370, Water, October 24, 2024 11:15 am, 10/25/2024

Nitrate as N

Log-in Notes:

Sample Notes:

Sample Prepared by Method: EPA 300

Table with 11 columns: CAS No., Parameter, Result, Flag, Units, Reported to LOQ, Dilution, Reference Method, Date/Time Prepared, Date/Time Analyzed, Analyst. Row: 14797-55-8 Nitrate as N, 7.56, mg/L, 0.0500, 1, EPA 300.0, 10/25/2024 23:24, 10/25/2024 23:24, VR

Nitrite as N

Log-in Notes:

Sample Notes:

Sample Prepared by Method: EPA 300

Table with 11 columns: CAS No., Parameter, Result, Flag, Units, Reported to LOQ, Dilution, Reference Method, Date/Time Prepared, Date/Time Analyzed, Analyst. Row: 14797-65-0 Nitrite as N, ND, mg/L, 0.0500, 1, EPA 300.0, 10/25/2024 23:24, 10/25/2024 23:24, VR

Alkalinity, Total

Log-in Notes:

Sample Notes:

Sample Prepared by Method: Analysis Preparation

Table with 11 columns: CAS No., Parameter, Result, Flag, Units, Reported to LOQ, Dilution, Reference Method, Date/Time Prepared, Date/Time Analyzed, Analyst. Row: 14807-96-6 Alkalinity, total, 16, mg/L, 2.0, 1, SM 2320B, 10/29/2024 08:04, 10/29/2024 13:49, PMB

Ammonia Nitrogen as N

Log-in Notes:

Sample Notes:

Sample Prepared by Method: Analysis Preparation

Table with 11 columns: CAS No., Parameter, Result, Flag, Units, Reported to LOQ, Dilution, Reference Method, Date/Time Prepared, Date/Time Analyzed, Analyst



Sample Information

Client Sample ID: Monitoring Well #DG 0.5

York Sample ID: 24J1740-06

York Project (SDG) No. 24J1740	Client Project ID 2410370	Matrix Water	Collection Date/Time October 24, 2024 11:15 am	Date Received 10/25/2024
-----------------------------------	------------------------------	-----------------	---	-----------------------------

Ammonia Nitrogen as N

Log-in Notes:

Sample Notes:

Sample Prepared by Method: Analysis Preparation

CAS No.	Parameter	Result	Flag	Units	Reported to LOQ	Dilution	Reference Method	Date/Time Prepared	Date/Time Analyzed	Analyst
7664-41-7	Ammonia Nitrogen as N	ND		mg/L	0.0500	1	SM 4500-NH3 D Certifications: NELAC-NY10854,CTDOH-PH-0723,NJDEP-CT005,PADEP-68-04	10/28/2024 08:19	10/28/2024 10:06	TCD

Total Kjeldahl Nitrogen

Log-in Notes:

Sample Notes:

Sample Prepared by Method: Analysis Prep for SAA

CAS No.	Parameter	Result	Flag	Units	Reported to LOQ	Dilution	Reference Method	Date/Time Prepared	Date/Time Analyzed	Analyst
	Total Kjeldahl Nitrogen	1.65		mg/L	0.400	5	SM 4500-N Org D Certifications: NELAC-NY10854,CTDOH-PH-0723,NJDEP-CT005,PADEP-68-04	10/28/2024 15:34	10/29/2024 14:14	TCD

Total Nitrogen (TN)

Log-in Notes:

Sample Notes:

Sample Prepared by Method: Analysis Prep for SAA

CAS No.	Parameter	Result	Flag	Units	Reported to LOQ	Dilution	Reference Method	Date/Time Prepared	Date/Time Analyzed	Analyst
	* Total Nitrogen	9.21		mg/L	0.0500	1	SM 4500-N B Certifications:	10/31/2024 17:24	10/31/2024 17:41	AD

Total Organic Nitrogen(TON)

Log-in Notes:

Sample Notes:

Sample Prepared by Method: Analysis Prep for SAA

CAS No.	Parameter	Result	Flag	Units	Reported to LOQ	Dilution	Reference Method	Date/Time Prepared	Date/Time Analyzed	Analyst
	* Total Organic Nitrogen	1.65		mg/L	0.100	1	SM 4500-N Certifications:	10/31/2024 17:24	10/31/2024 17:41	AD

Sample Information

Client Sample ID: Monitoring Well #DG 1.0

York Sample ID: 24J1740-07

York Project (SDG) No. 24J1740	Client Project ID 2410370	Matrix Water	Collection Date/Time October 24, 2024 11:23 am	Date Received 10/25/2024
-----------------------------------	------------------------------	-----------------	---	-----------------------------

Nitrate as N

Log-in Notes:

Sample Notes:

Sample Prepared by Method: EPA 300

CAS No.	Parameter	Result	Flag	Units	Reported to LOQ	Dilution	Reference Method	Date/Time Prepared	Date/Time Analyzed	Analyst
14797-55-8	Nitrate as N	1.54		mg/L	0.0500	1	EPA 300.0 Certifications: NELAC-NY10854,CTDOH-PH-0723,NJDEP-CT005,PADEP-68-04	10/25/2024 23:44	10/25/2024 23:44	VR

Nitrite as N

Log-in Notes:

Sample Notes:

Sample Prepared by Method: EPA 300

CAS No.	Parameter	Result	Flag	Units	Reported to LOQ	Dilution	Reference Method	Date/Time Prepared	Date/Time Analyzed	Analyst
---------	-----------	--------	------	-------	-----------------	----------	------------------	--------------------	--------------------	---------



Sample Information

Client Sample ID: Monitoring Well #DG 1.0

York Sample ID: 24J1740-07

<u>York Project (SDG) No.</u> 24J1740	<u>Client Project ID</u> 2410370	<u>Matrix</u> Water	<u>Collection Date/Time</u> October 24, 2024 11:23 am	<u>Date Received</u> 10/25/2024
--	-------------------------------------	------------------------	--	------------------------------------

Nitrite as N

Log-in Notes:

Sample Notes:

Sample Prepared by Method: EPA 300

CAS No.	Parameter	Result	Flag	Units	Reported to LOQ	Dilution	Reference Method	Date/Time Prepared	Date/Time Analyzed	Analyst
14797-65-0	Nitrite as N	ND		mg/L	0.0500	1	EPA 300.0 Certifications: NELAC-NY10854,CTDOH-PH-0723,PADEP-68-04440	10/25/2024 23:44	10/25/2024 23:44	VR

Alkalinity, Total

Log-in Notes:

Sample Notes:

Sample Prepared by Method: Analysis Preparation

CAS No.	Parameter	Result	Flag	Units	Reported to LOQ	Dilution	Reference Method	Date/Time Prepared	Date/Time Analyzed	Analyst
14807-96-6	Alkalinity, total	130		mg/L	2.0	1	SM 2320B Certifications: NELAC-NY10854,CTDOH-PH-0723,NJDEP-CT005,PADEP-68-04	10/29/2024 08:04	10/29/2024 13:49	PMB

Ammonia Nitrogen as N

Log-in Notes:

Sample Notes:

Sample Prepared by Method: Analysis Preparation

CAS No.	Parameter	Result	Flag	Units	Reported to LOQ	Dilution	Reference Method	Date/Time Prepared	Date/Time Analyzed	Analyst
7664-41-7	Ammonia Nitrogen as N	0.284		mg/L	0.0500	1	SM 4500-NH3 D Certifications: NELAC-NY10854,CTDOH-PH-0723,NJDEP-CT005,PADEP-68-04	10/28/2024 08:19	10/28/2024 10:06	TCD

Total Kjeldahl Nitrogen

Log-in Notes:

Sample Notes:

Sample Prepared by Method: Analysis Prep for SAA

CAS No.	Parameter	Result	Flag	Units	Reported to LOQ	Dilution	Reference Method	Date/Time Prepared	Date/Time Analyzed	Analyst
	Total Kjeldahl Nitrogen	1.66		mg/L	0.400	5	SM 4500-N Org D Certifications: NELAC-NY10854,CTDOH-PH-0723,NJDEP-CT005,PADEP-68-04	10/28/2024 15:34	10/29/2024 14:14	TCD

Total Nitrogen (TN)

Log-in Notes:

Sample Notes:

Sample Prepared by Method: Analysis Prep for SAA

CAS No.	Parameter	Result	Flag	Units	Reported to LOQ	Dilution	Reference Method	Date/Time Prepared	Date/Time Analyzed	Analyst
	* Total Nitrogen	3.20		mg/L	0.0500	1	SM 4500-N B Certifications:	10/31/2024 17:24	10/31/2024 17:41	AD

Total Organic Nitrogen(TON)

Log-in Notes:

Sample Notes:

Sample Prepared by Method: Analysis Prep for SAA

CAS No.	Parameter	Result	Flag	Units	Reported to LOQ	Dilution	Reference Method	Date/Time Prepared	Date/Time Analyzed	Analyst
	* Total Organic Nitrogen	1.38		mg/L	0.100	1	SM 4500-N Certifications:	10/31/2024 17:24	10/31/2024 17:41	AD



Sample Information

Client Sample ID: Monitoring Well #DG 1.5

York Sample ID: 24J1740-08

<u>York Project (SDG) No.</u> 24J1740	<u>Client Project ID</u> 2410370	<u>Matrix</u> Water	<u>Collection Date/Time</u> October 24, 2024 11:38 am	<u>Date Received</u> 10/25/2024
--	-------------------------------------	------------------------	--	------------------------------------

Nitrate as N

Log-in Notes:

Sample Notes:

Sample Prepared by Method: EPA 300

CAS No.	Parameter	Result	Flag	Units	Reported to LOQ	Dilution	Reference Method	Date/Time Prepared	Date/Time Analyzed	Analyst
14797-55-8	Nitrate as N	3.25		mg/L	0.0500	1	EPA 300.0	10/26/2024 00:05	10/26/2024 00:05	VR
Certifications: NELAC-NY10854,CTDOH-PH-0723,NJDEP-CT005,PADEP-68-04										

Nitrite as N

Log-in Notes:

Sample Notes:

Sample Prepared by Method: EPA 300

CAS No.	Parameter	Result	Flag	Units	Reported to LOQ	Dilution	Reference Method	Date/Time Prepared	Date/Time Analyzed	Analyst
14797-65-0	Nitrite as N	ND		mg/L	0.0500	1	EPA 300.0	10/26/2024 00:05	10/26/2024 00:05	VR
Certifications: NELAC-NY10854,CTDOH-PH-0723,PADEP-68-04440										

Alkalinity, Total

Log-in Notes:

Sample Notes:

Sample Prepared by Method: Analysis Preparation

CAS No.	Parameter	Result	Flag	Units	Reported to LOQ	Dilution	Reference Method	Date/Time Prepared	Date/Time Analyzed	Analyst
14807-96-6	Alkalinity, total	390		mg/L	2.0	1	SM 2320B	10/29/2024 08:04	10/29/2024 13:49	PMB
Certifications: NELAC-NY10854,CTDOH-PH-0723,NJDEP-CT005,PADEP-68-04										

Ammonia Nitrogen as N

Log-in Notes:

Sample Notes:

Sample Prepared by Method: Analysis Preparation

CAS No.	Parameter	Result	Flag	Units	Reported to LOQ	Dilution	Reference Method	Date/Time Prepared	Date/Time Analyzed	Analyst
7664-41-7	Ammonia Nitrogen as N	12.8		mg/L	0.0500	1	SM 4500-NH3 D	10/28/2024 08:19	10/28/2024 10:06	TCD
Certifications: NELAC-NY10854,CTDOH-PH-0723,NJDEP-CT005,PADEP-68-04										

Total Kjeldahl Nitrogen

Log-in Notes:

Sample Notes:

Sample Prepared by Method: Analysis Prep for SAA

CAS No.	Parameter	Result	Flag	Units	Reported to LOQ	Dilution	Reference Method	Date/Time Prepared	Date/Time Analyzed	Analyst
	Total Kjeldahl Nitrogen	14.8		mg/L	0.400	5	SM 4500-N Org D	10/28/2024 15:34	10/29/2024 14:14	TCD
Certifications: NELAC-NY10854,CTDOH-PH-0723,NJDEP-CT005,PADEP-68-04										

Total Nitrogen (TN)

Log-in Notes:

Sample Notes:

Sample Prepared by Method: Analysis Prep for SAA

CAS No.	Parameter	Result	Flag	Units	Reported to LOQ	Dilution	Reference Method	Date/Time Prepared	Date/Time Analyzed	Analyst
	* Total Nitrogen	18.0		mg/L	0.0500	1	SM 4500-N B	10/31/2024 17:24	10/31/2024 17:41	AD
Certifications:										

Total Organic Nitrogen(TON)

Log-in Notes:

Sample Notes:

Sample Prepared by Method: Analysis Prep for SAA

CAS No.	Parameter	Result	Flag	Units	Reported to LOQ	Dilution	Reference Method	Date/Time Prepared	Date/Time Analyzed	Analyst
	* Total Organic Nitrogen	2.00		mg/L	0.100	1	SM 4500-N	10/31/2024 17:24	10/31/2024 17:41	AD
Certifications:										



Sample Information

Client Sample ID: Monitoring Well #DG 1.5

York Sample ID: 24J1740-08

<u>York Project (SDG) No.</u> 24J1740	<u>Client Project ID</u> 2410370	<u>Matrix</u> Water	<u>Collection Date/Time</u> October 24, 2024 11:38 am	<u>Date Received</u> 10/25/2024
--	-------------------------------------	------------------------	--	------------------------------------

Sample Information

Client Sample ID: Monitoring Well #DG2

York Sample ID: 24J1740-09

<u>York Project (SDG) No.</u> 24J1740	<u>Client Project ID</u> 2410370	<u>Matrix</u> Water	<u>Collection Date/Time</u> October 24, 2024 11:35 am	<u>Date Received</u> 10/25/2024
--	-------------------------------------	------------------------	--	------------------------------------

Nitrate as N

Log-in Notes:

Sample Notes:

Sample Prepared by Method: EPA 300

CAS No.	Parameter	Result	Flag	Units	Reported to LOQ	Dilution	Reference Method	Date/Time Prepared	Date/Time Analyzed	Analyst
14797-55-8	Nitrate as N	ND		mg/L	0.0500	1	EPA 300.0 Certifications: NELAC-NY10854,CTDOH-PH-0723,NJDEP-CT005,PADEP-68-044	10/25/2024 23:55	10/25/2024 23:55	VR

Nitrite as N

Log-in Notes:

Sample Notes:

Sample Prepared by Method: EPA 300

CAS No.	Parameter	Result	Flag	Units	Reported to LOQ	Dilution	Reference Method	Date/Time Prepared	Date/Time Analyzed	Analyst
14797-65-0	Nitrite as N	ND		mg/L	0.0500	1	EPA 300.0 Certifications: NELAC-NY10854,CTDOH-PH-0723,PADEP-68-04440	10/25/2024 23:55	10/25/2024 23:55	VR

Alkalinity, Total

Log-in Notes:

Sample Notes:

Sample Prepared by Method: Analysis Preparation

CAS No.	Parameter	Result	Flag	Units	Reported to LOQ	Dilution	Reference Method	Date/Time Prepared	Date/Time Analyzed	Analyst
14807-96-6	Alkalinity, total	330		mg/L	2.0	1	SM 2320B Certifications: NELAC-NY10854,CTDOH-PH-0723,NJDEP-CT005,PADEP-68-04	10/29/2024 08:04	10/29/2024 13:49	PMB

Ammonia Nitrogen as N

Log-in Notes:

Sample Notes:

Sample Prepared by Method: Analysis Preparation

CAS No.	Parameter	Result	Flag	Units	Reported to LOQ	Dilution	Reference Method	Date/Time Prepared	Date/Time Analyzed	Analyst
7664-41-7	Ammonia Nitrogen as N	5.31		mg/L	0.0500	1	SM 4500-NH3 D Certifications: NELAC-NY10854,CTDOH-PH-0723,NJDEP-CT005,PADEP-68-04	10/28/2024 08:19	10/28/2024 10:06	TCD

Total Kjeldahl Nitrogen

Log-in Notes:

Sample Notes:

Sample Prepared by Method: Analysis Prep for SAA

CAS No.	Parameter	Result	Flag	Units	Reported to LOQ	Dilution	Reference Method	Date/Time Prepared	Date/Time Analyzed	Analyst
	Total Kjeldahl Nitrogen	5.45		mg/L	0.400	5	SM 4500-N Org D Certifications: NELAC-NY10854,CTDOH-PH-0723,NJDEP-CT005,PADEP-68-04	10/28/2024 15:34	10/29/2024 14:14	TCD

Total Nitrogen (TN)

Log-in Notes:

Sample Notes:

Sample Prepared by Method: Analysis Prep for SAA

CAS No.	Parameter	Result	Flag	Units	Reported to LOQ	Dilution	Reference Method	Date/Time Prepared	Date/Time Analyzed	Analyst
---------	-----------	--------	------	-------	-----------------	----------	------------------	--------------------	--------------------	---------



Sample Information

Client Sample ID: Monitoring Well #DG2

York Sample ID: 24J1740-09

Table with 5 columns: York Project (SDG) No., Client Project ID, Matrix, Collection Date/Time, Date Received. Values: 24J1740, 2410370, Water, October 24, 2024 11:35 am, 10/25/2024

Total Nitrogen (TN)

Log-in Notes:

Sample Notes:

Sample Prepared by Method: Analysis Prep for SAA

Table with 11 columns: CAS No., Parameter, Result, Flag, Units, Reported to LOQ, Dilution, Reference Method, Date/Time Prepared, Date/Time Analyzed, Analyst. Row 1: * Total Nitrogen, 5.45, mg/L, 0.0500, 1, SM 4500-N B, 10/31/2024 17:24, 10/31/2024 17:41, AD

Total Organic Nitrogen(TON)

Log-in Notes:

Sample Notes:

Sample Prepared by Method: Analysis Prep for SAA

Table with 11 columns: CAS No., Parameter, Result, Flag, Units, Reported to LOQ, Dilution, Reference Method, Date/Time Prepared, Date/Time Analyzed, Analyst. Row 1: * Total Organic Nitrogen, 0.140, mg/L, 0.100, 1, SM 4500-N, 10/31/2024 17:24, 10/31/2024 17:41, AD

Sample Information

Client Sample ID: Monitoring Well #DG3

York Sample ID: 24J1740-10

Table with 5 columns: York Project (SDG) No., Client Project ID, Matrix, Collection Date/Time, Date Received. Values: 24J1740, 2410370, Water, October 24, 2024 11:53 am, 10/25/2024

Nitrate as N

Log-in Notes:

Sample Notes:

Sample Prepared by Method: EPA 300

Table with 11 columns: CAS No., Parameter, Result, Flag, Units, Reported to LOQ, Dilution, Reference Method, Date/Time Prepared, Date/Time Analyzed, Analyst. Row 1: 14797-55-8, Nitrate as N, ND, mg/L, 0.0500, 1, EPA 300.0, 10/26/2024 00:49, 10/26/2024 00:49, VR

Nitrite as N

Log-in Notes:

Sample Notes:

Sample Prepared by Method: EPA 300

Table with 11 columns: CAS No., Parameter, Result, Flag, Units, Reported to LOQ, Dilution, Reference Method, Date/Time Prepared, Date/Time Analyzed, Analyst. Row 1: 14797-65-0, Nitrite as N, ND, mg/L, 0.0500, 1, EPA 300.0, 10/26/2024 00:49, 10/26/2024 00:49, VR

Alkalinity, Total

Log-in Notes:

Sample Notes:

Sample Prepared by Method: Analysis Preparation

Table with 11 columns: CAS No., Parameter, Result, Flag, Units, Reported to LOQ, Dilution, Reference Method, Date/Time Prepared, Date/Time Analyzed, Analyst. Row 1: 14807-96-6, Alkalinity, total, 270, mg/L, 2.0, 1, SM 2320B, 10/30/2024 08:27, 10/30/2024 15:07, PMB

Ammonia Nitrogen as N

Log-in Notes:

Sample Notes:

Sample Prepared by Method: Analysis Preparation

Table with 11 columns: CAS No., Parameter, Result, Flag, Units, Reported to LOQ, Dilution, Reference Method, Date/Time Prepared, Date/Time Analyzed, Analyst



Sample Information

Client Sample ID: Monitoring Well #DG3

York Sample ID: 24J1740-10

<u>York Project (SDG) No.</u> 24J1740	<u>Client Project ID</u> 2410370	<u>Matrix</u> Water	<u>Collection Date/Time</u> October 24, 2024 11:53 am	<u>Date Received</u> 10/25/2024
--	-------------------------------------	------------------------	--	------------------------------------

Ammonia Nitrogen as N

Log-in Notes:

Sample Notes:

Sample Prepared by Method: Analysis Preparation

CAS No.	Parameter	Result	Flag	Units	Reported to LOQ	Dilution	Reference Method	Date/Time Prepared	Date/Time Analyzed	Analyst
7664-41-7	Ammonia Nitrogen as N	1.92		mg/L	0.0500	1	SM 4500-NH3 D	10/28/2024 08:19	10/28/2024 10:06	TCD
Certifications: NELAC-NY10854,CTDOH-PH-0723,NJDEP-CT005,PADEP-68-04										

Total Kjeldahl Nitrogen

Log-in Notes:

Sample Notes:

Sample Prepared by Method: Analysis Prep for SAA

CAS No.	Parameter	Result	Flag	Units	Reported to LOQ	Dilution	Reference Method	Date/Time Prepared	Date/Time Analyzed	Analyst
	Total Kjeldahl Nitrogen	3.46		mg/L	0.400	5	SM 4500-N Org D	10/28/2024 15:34	10/29/2024 14:14	TCD
Certifications: NELAC-NY10854,CTDOH-PH-0723,NJDEP-CT005,PADEP-68-04										

Total Nitrogen (TN)

Log-in Notes:

Sample Notes:

Sample Prepared by Method: Analysis Prep for SAA

CAS No.	Parameter	Result	Flag	Units	Reported to LOQ	Dilution	Reference Method	Date/Time Prepared	Date/Time Analyzed	Analyst
	* Total Nitrogen	3.46		mg/L	0.0500	1	SM 4500-N B	10/31/2024 17:24	10/31/2024 17:41	AD
Certifications:										

Total Organic Nitrogen(TON)

Log-in Notes:

Sample Notes:

Sample Prepared by Method: Analysis Prep for SAA

CAS No.	Parameter	Result	Flag	Units	Reported to LOQ	Dilution	Reference Method	Date/Time Prepared	Date/Time Analyzed	Analyst
	* Total Organic Nitrogen	1.54		mg/L	0.100	1	SM 4500-N	10/31/2024 17:24	10/31/2024 17:41	AD
Certifications:										

Sample Information

Client Sample ID: Monitoring Well #DG 1.5 DPA

York Sample ID: 24J1740-11

<u>York Project (SDG) No.</u> 24J1740	<u>Client Project ID</u> 2410370	<u>Matrix</u> Water	<u>Collection Date/Time</u> October 24, 2024 11:41 am	<u>Date Received</u> 10/25/2024
--	-------------------------------------	------------------------	--	------------------------------------

Nitrate as N

Log-in Notes:

Sample Notes:

Sample Prepared by Method: EPA 300

CAS No.	Parameter	Result	Flag	Units	Reported to LOQ	Dilution	Reference Method	Date/Time Prepared	Date/Time Analyzed	Analyst
14797-55-8	Nitrate as N	7.76		mg/L	0.0500	1	EPA 300.0	10/26/2024 00:38	10/26/2024 00:38	VR
Certifications: NELAC-NY10854,CTDOH-PH-0723,NJDEP-CT005,PADEP-68-04										

Nitrite as N

Log-in Notes:

Sample Notes:

Sample Prepared by Method: EPA 300

CAS No.	Parameter	Result	Flag	Units	Reported to LOQ	Dilution	Reference Method	Date/Time Prepared	Date/Time Analyzed	Analyst
---------	-----------	--------	------	-------	-----------------	----------	------------------	--------------------	--------------------	---------



Sample Information

Client Sample ID: Monitoring Well #DG 1.5 DPA

York Sample ID: 24J1740-11

<u>York Project (SDG) No.</u> 24J1740	<u>Client Project ID</u> 2410370	<u>Matrix</u> Water	<u>Collection Date/Time</u> October 24, 2024 11:41 am	<u>Date Received</u> 10/25/2024
--	-------------------------------------	------------------------	--	------------------------------------

Nitrite as N

Log-in Notes:

Sample Notes:

Sample Prepared by Method: EPA 300

CAS No.	Parameter	Result	Flag	Units	Reported to LOQ	Dilution	Reference Method	Date/Time Prepared	Date/Time Analyzed	Analyst
14797-65-0	Nitrite as N	ND		mg/L	0.0500	1	EPA 300.0 Certifications: NELAC-NY10854,CTDOH-PH-0723,PADEP-68-04440	10/26/2024 00:38	10/26/2024 00:38	VR

Alkalinity, Total

Log-in Notes:

Sample Notes:

Sample Prepared by Method: Analysis Preparation

CAS No.	Parameter	Result	Flag	Units	Reported to LOQ	Dilution	Reference Method	Date/Time Prepared	Date/Time Analyzed	Analyst
14807-96-6	Alkalinity, total	400		mg/L	2.0	1	SM 2320B Certifications: NELAC-NY10854,CTDOH-PH-0723,NJDEP-CT005,PADEP-68-04	10/30/2024 08:27	10/30/2024 15:07	PMB

Ammonia Nitrogen as N

Log-in Notes:

Sample Notes:

Sample Prepared by Method: Analysis Preparation

CAS No.	Parameter	Result	Flag	Units	Reported to LOQ	Dilution	Reference Method	Date/Time Prepared	Date/Time Analyzed	Analyst
7664-41-7	Ammonia Nitrogen as N	7.91		mg/L	0.0500	1	SM 4500-NH3 D Certifications: NELAC-NY10854,CTDOH-PH-0723,NJDEP-CT005,PADEP-68-04	10/28/2024 08:19	10/28/2024 10:06	TCD

Total Kjeldahl Nitrogen

Log-in Notes:

Sample Notes:

Sample Prepared by Method: Analysis Prep for SAA

CAS No.	Parameter	Result	Flag	Units	Reported to LOQ	Dilution	Reference Method	Date/Time Prepared	Date/Time Analyzed	Analyst
	Total Kjeldahl Nitrogen	8.65		mg/L	0.400	5	SM 4500-N Org D Certifications: NELAC-NY10854,CTDOH-PH-0723,NJDEP-CT005,PADEP-68-04	10/28/2024 15:34	10/29/2024 14:14	TCD

Total Nitrogen (TN)

Log-in Notes:

Sample Notes:

Sample Prepared by Method: Analysis Prep for SAA

CAS No.	Parameter	Result	Flag	Units	Reported to LOQ	Dilution	Reference Method	Date/Time Prepared	Date/Time Analyzed	Analyst
	* Total Nitrogen	16.4		mg/L	0.0500	1	SM 4500-N B Certifications:	10/31/2024 17:24	10/31/2024 17:41	AD

Total Organic Nitrogen(TON)

Log-in Notes:

Sample Notes:

Sample Prepared by Method: Analysis Prep for SAA

CAS No.	Parameter	Result	Flag	Units	Reported to LOQ	Dilution	Reference Method	Date/Time Prepared	Date/Time Analyzed	Analyst
	* Total Organic Nitrogen	0.740		mg/L	0.100	1	SM 4500-N Certifications:	10/31/2024 17:24	10/31/2024 17:41	AD



Sample Information

Client Sample ID: Monitoring Well #DG 1.5 DPB

York Sample ID: 24J1740-12

<u>York Project (SDG) No.</u> 24J1740	<u>Client Project ID</u> 2410370	<u>Matrix</u> Water	<u>Collection Date/Time</u> October 24, 2024 11:58 am	<u>Date Received</u> 10/25/2024
--	-------------------------------------	------------------------	--	------------------------------------

Nitrate as N

Log-in Notes:

Sample Notes:

Sample Prepared by Method: EPA 300

CAS No.	Parameter	Result	Flag	Units	Reported to LOQ	Dilution	Reference Method	Date/Time Prepared	Date/Time Analyzed	Analyst
14797-55-8	Nitrate as N	7.71		mg/L	0.0500	1	EPA 300.0	10/26/2024 00:59	10/26/2024 00:59	VR
Certifications: NELAC-NY10854,CTDOH-PH-0723,NJDEP-CT005,PADEP-68-04										

Nitrite as N

Log-in Notes:

Sample Notes:

Sample Prepared by Method: EPA 300

CAS No.	Parameter	Result	Flag	Units	Reported to LOQ	Dilution	Reference Method	Date/Time Prepared	Date/Time Analyzed	Analyst
14797-65-0	Nitrite as N	ND		mg/L	0.0500	1	EPA 300.0	10/26/2024 00:59	10/26/2024 00:59	VR
Certifications: NELAC-NY10854,CTDOH-PH-0723,PADEP-68-04440										

Alkalinity, Total

Log-in Notes:

Sample Notes:

Sample Prepared by Method: Analysis Preparation

CAS No.	Parameter	Result	Flag	Units	Reported to LOQ	Dilution	Reference Method	Date/Time Prepared	Date/Time Analyzed	Analyst
14807-96-6	Alkalinity, total	220		mg/L	2.0	1	SM 2320B	10/30/2024 08:27	10/30/2024 15:07	PMB
Certifications: NELAC-NY10854,CTDOH-PH-0723,NJDEP-CT005,PADEP-68-04										

Ammonia Nitrogen as N

Log-in Notes:

Sample Notes:

Sample Prepared by Method: Analysis Preparation

CAS No.	Parameter	Result	Flag	Units	Reported to LOQ	Dilution	Reference Method	Date/Time Prepared	Date/Time Analyzed	Analyst
7664-41-7	Ammonia Nitrogen as N	2.55		mg/L	0.0500	1	SM 4500-NH3 D	10/28/2024 08:19	10/28/2024 10:06	TCD
Certifications: NELAC-NY10854,CTDOH-PH-0723,NJDEP-CT005,PADEP-68-04										

Total Kjeldahl Nitrogen

Log-in Notes:

Sample Notes:

Sample Prepared by Method: Analysis Prep for SAA

CAS No.	Parameter	Result	Flag	Units	Reported to LOQ	Dilution	Reference Method	Date/Time Prepared	Date/Time Analyzed	Analyst
	Total Kjeldahl Nitrogen	3.47		mg/L	0.400	5	SM 4500-N Org D	10/28/2024 15:34	10/29/2024 14:14	TCD
Certifications: NELAC-NY10854,CTDOH-PH-0723,NJDEP-CT005,PADEP-68-04										

Total Nitrogen (TN)

Log-in Notes:

Sample Notes:

Sample Prepared by Method: Analysis Prep for SAA

CAS No.	Parameter	Result	Flag	Units	Reported to LOQ	Dilution	Reference Method	Date/Time Prepared	Date/Time Analyzed	Analyst
	* Total Nitrogen	11.2		mg/L	0.0500	1	SM 4500-N B	10/31/2024 17:24	10/31/2024 17:41	AD
Certifications:										

Total Organic Nitrogen(TON)

Log-in Notes:

Sample Notes:

Sample Prepared by Method: Analysis Prep for SAA

CAS No.	Parameter	Result	Flag	Units	Reported to LOQ	Dilution	Reference Method	Date/Time Prepared	Date/Time Analyzed	Analyst
	* Total Organic Nitrogen	0.920		mg/L	0.100	1	SM 4500-N	10/31/2024 17:24	10/31/2024 17:41	AD
Certifications:										



Sample Information

Client Sample ID: Monitoring Well #DG 1.5 DPB

York Sample ID: 24J1740-12

<u>York Project (SDG) No.</u> 24J1740	<u>Client Project ID</u> 2410370	<u>Matrix</u> Water	<u>Collection Date/Time</u> October 24, 2024 11:58 am	<u>Date Received</u> 10/25/2024
--	-------------------------------------	------------------------	--	------------------------------------

Sample Information

Client Sample ID: Monitoring Well #DG 1.5 DPC

York Sample ID: 24J1740-13

<u>York Project (SDG) No.</u> 24J1740	<u>Client Project ID</u> 2410370	<u>Matrix</u> Water	<u>Collection Date/Time</u> October 24, 2024 12:20 pm	<u>Date Received</u> 10/25/2024
--	-------------------------------------	------------------------	--	------------------------------------

Nitrate as N

Log-in Notes:

Sample Notes:

Sample Prepared by Method: EPA 300

CAS No.	Parameter	Result	Flag	Units	Reported to LOQ	Dilution	Reference Method	Date/Time Prepared	Date/Time Analyzed	Analyst
14797-55-8	Nitrate as N	6.88		mg/L	0.0500	1	EPA 300.0	10/26/2024 01:09	10/26/2024 01:09	VR
Certifications: NELAC-NY10854,CTDOH-PH-0723,NJDEP-CT005,PADEP-68-04										

Nitrite as N

Log-in Notes:

Sample Notes:

Sample Prepared by Method: EPA 300

CAS No.	Parameter	Result	Flag	Units	Reported to LOQ	Dilution	Reference Method	Date/Time Prepared	Date/Time Analyzed	Analyst
14797-65-0	Nitrite as N	ND		mg/L	0.0500	1	EPA 300.0	10/26/2024 01:09	10/26/2024 01:09	VR
Certifications: NELAC-NY10854,CTDOH-PH-0723,PADEP-68-04440										

Alkalinity, Total

Log-in Notes:

Sample Notes:

Sample Prepared by Method: Analysis Preparation

CAS No.	Parameter	Result	Flag	Units	Reported to LOQ	Dilution	Reference Method	Date/Time Prepared	Date/Time Analyzed	Analyst
14807-96-6	Alkalinity, total	20		mg/L	2.0	1	SM 2320B	10/30/2024 08:27	10/30/2024 15:07	PMB
Certifications: NELAC-NY10854,CTDOH-PH-0723,NJDEP-CT005,PADEP-68-04										

Ammonia Nitrogen as N

Log-in Notes:

Sample Notes:

Sample Prepared by Method: Analysis Preparation

CAS No.	Parameter	Result	Flag	Units	Reported to LOQ	Dilution	Reference Method	Date/Time Prepared	Date/Time Analyzed	Analyst
7664-41-7	Ammonia Nitrogen as N	ND		mg/L	0.0500	1	SM 4500-NH3 D	10/28/2024 08:19	10/28/2024 10:06	TCD
Certifications: NELAC-NY10854,CTDOH-PH-0723,NJDEP-CT005,PADEP-68-044										

Total Kjeldahl Nitrogen

Log-in Notes:

Sample Notes:

Sample Prepared by Method: Analysis Prep for SAA

CAS No.	Parameter	Result	Flag	Units	Reported to LOQ	Dilution	Reference Method	Date/Time Prepared	Date/Time Analyzed	Analyst
	Total Kjeldahl Nitrogen	1.31		mg/L	0.400	5	SM 4500-N Org D	10/28/2024 15:34	10/29/2024 14:14	TCD
Certifications: NELAC-NY10854,CTDOH-PH-0723,NJDEP-CT005,PADEP-68-04										

Total Nitrogen (TN)

Log-in Notes:

Sample Notes:

Sample Prepared by Method: Analysis Prep for SAA

CAS No.	Parameter	Result	Flag	Units	Reported to LOQ	Dilution	Reference Method	Date/Time Prepared	Date/Time Analyzed	Analyst
---------	-----------	--------	------	-------	-----------------	----------	------------------	--------------------	--------------------	---------



Sample Information

Client Sample ID: Monitoring Well #DG 1.5 DPC

York Sample ID: 24J1740-13

Table with 5 columns: York Project (SDG) No., Client Project ID, Matrix, Collection Date/Time, Date Received. Values: 24J1740, 2410370, Water, October 24, 2024 12:20 pm, 10/25/2024

Total Nitrogen (TN)

Log-in Notes:

Sample Notes:

Sample Prepared by Method: Analysis Prep for SAA

Table with 11 columns: CAS No., Parameter, Result, Flag, Units, Reported to LOQ, Dilution, Reference Method, Date/Time Prepared, Date/Time Analyzed, Analyst. Row: * Total Nitrogen, 8.19, mg/L, 0.0500, 1, SM 4500-N B, 10/31/2024 17:24, 10/31/2024 17:41, AD

Total Organic Nitrogen(TON)

Log-in Notes:

Sample Notes:

Sample Prepared by Method: Analysis Prep for SAA

Table with 11 columns: CAS No., Parameter, Result, Flag, Units, Reported to LOQ, Dilution, Reference Method, Date/Time Prepared, Date/Time Analyzed, Analyst. Row: * Total Organic Nitrogen, 1.31, mg/L, 0.100, 1, SM 4500-N, 10/31/2024 17:24, 10/31/2024 17:41, AD

Sample Information

Client Sample ID: Waste Water Effluent

York Sample ID: 24J1740-14

Table with 5 columns: York Project (SDG) No., Client Project ID, Matrix, Collection Date/Time, Date Received. Values: 24J1740, 2410370, Water, October 24, 2024 10:20 am, 10/25/2024

Nitrate as N

Log-in Notes:

Sample Notes:

Sample Prepared by Method: EPA 300

Table with 11 columns: CAS No., Parameter, Result, Flag, Units, Reported to LOQ, Dilution, Reference Method, Date/Time Prepared, Date/Time Analyzed, Analyst. Row: 14797-55-8 Nitrate as N, ND, mg/L, 0.0500, 1, EPA 300.0, 10/25/2024 21:20, 10/25/2024 21:20, VR

Nitrite as N

Log-in Notes:

Sample Notes:

Sample Prepared by Method: EPA 300

Table with 11 columns: CAS No., Parameter, Result, Flag, Units, Reported to LOQ, Dilution, Reference Method, Date/Time Prepared, Date/Time Analyzed, Analyst. Row: 14797-65-0 Nitrite as N, ND, mg/L, 0.0500, 1, EPA 300.0, 10/25/2024 21:20, 10/25/2024 21:20, VR

Alkalinity, Total

Log-in Notes:

Sample Notes:

Sample Prepared by Method: Analysis Preparation

Table with 11 columns: CAS No., Parameter, Result, Flag, Units, Reported to LOQ, Dilution, Reference Method, Date/Time Prepared, Date/Time Analyzed, Analyst. Row: 14807-96-6 Alkalinity, total, 900, mg/L, 2.0, 1, SM 2320B, 10/28/2024 08:24, 10/28/2024 15:19, PMB

Ammonia Nitrogen as N

Log-in Notes:

Sample Notes:

Sample Prepared by Method: Analysis Preparation

Table with 11 columns: CAS No., Parameter, Result, Flag, Units, Reported to LOQ, Dilution, Reference Method, Date/Time Prepared, Date/Time Analyzed, Analyst



Sample Information

Client Sample ID: Waste Water Effluent

York Sample ID: 24J1740-14

York Project (SDG) No.

Client Project ID

Matrix

Collection Date/Time

Date Received

24J1740

2410370

Water

October 24, 2024 10:20 am

10/25/2024

Ammonia Nitrogen as N

Log-in Notes:

Sample Notes:

Sample Prepared by Method: Analysis Preparation

CAS No.	Parameter	Result	Flag	Units	Reported to LOQ	Dilution	Reference Method	Date/Time Prepared	Date/Time Analyzed	Analyst
7664-41-7	Ammonia Nitrogen as N	50.0		mg/L	0.0500	1	SM 4500-NH3 D	10/28/2024 08:19	10/28/2024 10:06	TCD
Certifications: NELAC-NY10854,CTDOH-PH-0723,NJDEP-CT005,PADEP-68-04										

Total Kjeldahl Nitrogen

Log-in Notes:

Sample Notes:

Sample Prepared by Method: Analysis Prep for SAA

CAS No.	Parameter	Result	Flag	Units	Reported to LOQ	Dilution	Reference Method	Date/Time Prepared	Date/Time Analyzed	Analyst
	Total Kjeldahl Nitrogen	55.5		mg/L	0.400	5	SM 4500-N Org D	10/28/2024 15:34	10/29/2024 14:14	TCD
Certifications: NELAC-NY10854,CTDOH-PH-0723,NJDEP-CT005,PADEP-68-04										

Total Nitrogen (TN)

Log-in Notes:

Sample Notes:

Sample Prepared by Method: Analysis Prep for SAA

CAS No.	Parameter	Result	Flag	Units	Reported to LOQ	Dilution	Reference Method	Date/Time Prepared	Date/Time Analyzed	Analyst
	* Total Nitrogen	55.5		mg/L	0.0500	1	SM 4500-N B	10/31/2024 17:24	10/31/2024 17:41	AD
Certifications:										

Total Organic Nitrogen(TON)

Log-in Notes:

Sample Notes:

Sample Prepared by Method: Analysis Prep for SAA

CAS No.	Parameter	Result	Flag	Units	Reported to LOQ	Dilution	Reference Method	Date/Time Prepared	Date/Time Analyzed	Analyst
	* Total Organic Nitrogen	5.50		mg/L	0.100	1	SM 4500-N	10/31/2024 17:24	10/31/2024 17:41	AD
Certifications:										



Analytical Batch Summary

Batch ID: BJ41833 **Preparation Method:** Analysis Preparation **Prepared By:** TCD

YORK Sample ID	Client Sample ID	Preparation Date
24J1740-01	Monitoring Well #BG2	10/28/24
24J1740-02	Monitoring Well #DF2	10/28/24
24J1740-03	Monitoring Well #BG1	10/28/24
24J1740-04	Monitoring Well #DF1	10/28/24
24J1740-05	Monitoring Well #DF3	10/28/24
24J1740-06	Monitoring Well #DG 0.5	10/28/24
24J1740-07	Monitoring Well #DG 1.0	10/28/24
24J1740-08	Monitoring Well #DG 1.5	10/28/24
24J1740-09	Monitoring Well #DG2	10/28/24
24J1740-10	Monitoring Well #DG3	10/28/24
24J1740-11	Monitoring Well #DG 1.5 DPA	10/28/24
24J1740-12	Monitoring Well #DG 1.5 DPB	10/28/24
24J1740-13	Monitoring Well #DG 1.5 DPC	10/28/24
24J1740-14	Waste Water Effluent	10/28/24
BJ41833-BLK1	Blank	10/28/24
BJ41833-BS1	LCS	10/28/24

Batch ID: BJ41842 **Preparation Method:** EPA 300 **Prepared By:** VR

YORK Sample ID	Client Sample ID	Preparation Date
24J1740-01	Monitoring Well #BG2	10/25/24
24J1740-02	Monitoring Well #DF2	10/25/24
24J1740-03	Monitoring Well #BG1	10/25/24
24J1740-04	Monitoring Well #DF1	10/25/24
24J1740-05	Monitoring Well #DF3	10/25/24
24J1740-06	Monitoring Well #DG 0.5	10/25/24
24J1740-07	Monitoring Well #DG 1.0	10/25/24
24J1740-08	Monitoring Well #DG 1.5	10/26/24
24J1740-09	Monitoring Well #DG2	10/25/24
24J1740-10	Monitoring Well #DG3	10/26/24
24J1740-11	Monitoring Well #DG 1.5 DPA	10/26/24
24J1740-12	Monitoring Well #DG 1.5 DPB	10/26/24
24J1740-13	Monitoring Well #DG 1.5 DPC	10/26/24
24J1740-14	Waste Water Effluent	10/25/24
BJ41842-BLK1	Blank	10/25/24
BJ41842-BS1	LCS	10/25/24
BJ41842-DUP2	Duplicate	10/25/24
BJ41842-MS2	Matrix Spike	10/25/24
BJ41842-MSD2	Matrix Spike Dup	10/25/24

Batch ID: BJ41850 **Preparation Method:** Analysis Preparation **Prepared By:** PMB

YORK Sample ID	Client Sample ID	Preparation Date
24J1740-01	Monitoring Well #BG2	10/28/24
24J1740-02	Monitoring Well #DF2	10/28/24



24J1740-03	Monitoring Well #BG1	10/28/24
24J1740-04	Monitoring Well #DF1	10/28/24
24J1740-14	Waste Water Effluent	10/28/24
BJ41850-DUP1	Duplicate	10/28/24
BJ41850-SRM1	Reference	10/28/24

Batch ID: BJ41884 **Preparation Method:** Analysis Prep for SAA **Prepared By:** TCD

YORK Sample ID	Client Sample ID	Preparation Date
24J1740-01	Monitoring Well #BG2	10/28/24
24J1740-02	Monitoring Well #DF2	10/28/24
24J1740-03	Monitoring Well #BG1	10/28/24
24J1740-04	Monitoring Well #DF1	10/28/24
24J1740-05	Monitoring Well #DF3	10/28/24
24J1740-06	Monitoring Well #DG 0.5	10/28/24
24J1740-07	Monitoring Well #DG 1.0	10/28/24
24J1740-08	Monitoring Well #DG 1.5	10/28/24
24J1740-09	Monitoring Well #DG2	10/28/24
24J1740-10	Monitoring Well #DG3	10/28/24
24J1740-11	Monitoring Well #DG 1.5 DPA	10/28/24
24J1740-12	Monitoring Well #DG 1.5 DPB	10/28/24
24J1740-13	Monitoring Well #DG 1.5 DPC	10/28/24
24J1740-14	Waste Water Effluent	10/28/24
BJ41884-BLK1	Blank	10/28/24
BJ41884-BS1	LCS	10/28/24

Batch ID: BJ41944 **Preparation Method:** Analysis Preparation **Prepared By:** PMB

YORK Sample ID	Client Sample ID	Preparation Date
24J1740-05	Monitoring Well #DF3	10/29/24
24J1740-06	Monitoring Well #DG 0.5	10/29/24
24J1740-07	Monitoring Well #DG 1.0	10/29/24
24J1740-08	Monitoring Well #DG 1.5	10/29/24
24J1740-09	Monitoring Well #DG2	10/29/24
BJ41944-DUP1	Duplicate	10/29/24
BJ41944-SRM1	Reference	10/29/24

Batch ID: BJ42053 **Preparation Method:** Analysis Preparation **Prepared By:** PMB

YORK Sample ID	Client Sample ID	Preparation Date
24J1740-10	Monitoring Well #DG3	10/30/24
24J1740-11	Monitoring Well #DG 1.5 DPA	10/30/24
24J1740-12	Monitoring Well #DG 1.5 DPB	10/30/24
24J1740-13	Monitoring Well #DG 1.5 DPC	10/30/24
BJ42053-SRM1	Reference	10/30/24

Batch ID: BJ42214 **Preparation Method:** Analysis Prep for SAA **Prepared By:** AD

YORK Sample ID	Client Sample ID	Preparation Date
----------------	------------------	------------------



24J1740-01	Monitoring Well #BG2	10/31/24
24J1740-02	Monitoring Well #DF2	10/31/24
24J1740-03	Monitoring Well #BG1	10/31/24
24J1740-04	Monitoring Well #DF1	10/31/24
24J1740-05	Monitoring Well #DF3	10/31/24
24J1740-06	Monitoring Well #DG 0.5	10/31/24
24J1740-07	Monitoring Well #DG 1.0	10/31/24
24J1740-08	Monitoring Well #DG 1.5	10/31/24
24J1740-09	Monitoring Well #DG2	10/31/24
24J1740-10	Monitoring Well #DG3	10/31/24
24J1740-11	Monitoring Well #DG 1.5 DPA	10/31/24
24J1740-12	Monitoring Well #DG 1.5 DPB	10/31/24
24J1740-13	Monitoring Well #DG 1.5 DPC	10/31/24
24J1740-14	Waste Water Effluent	10/31/24



Anions by Ion Chromatography - Quality Control Data
York Analytical Laboratories, Inc. - Stratford

Analyte	Result	Reporting Limit	Units	Spike Level	Source* Result	%REC	%REC Limits	Flag	RPD	RPD Limit	Flag
Batch BJ41842 - EPA 300											
Blank (BJ41842-BLK1)											
											Prepared & Analyzed: 10/25/2024
Nitrate as N	ND	0.0500	mg/L								
Nitrite as N	ND	0.0500	"								
LCS (BJ41842-BS1)											
											Prepared & Analyzed: 10/25/2024
Nitrate as N	9.52	0.0500	mg/L	10.0		95.2	90-110				
Nitrite as N	9.36	0.0500	"	10.0		93.6	90-110				
Duplicate (BJ41842-DUP2)											
*Source sample: 24J1740-14 (Waste Water Effluent)											Prepared & Analyzed: 10/25/2024
Nitrate as N	ND	0.0500	mg/L		ND						15
Nitrite as N	ND	0.0500	"		ND						15
Matrix Spike (BJ41842-MS2)											
*Source sample: 24J1740-14 (Waste Water Effluent)											Prepared & Analyzed: 10/25/2024
Nitrate as N	0.816	0.0500	mg/L	10.0	ND	8.16	90-110	Low Bias			
Nitrite as N	7.73	0.0500	"	10.0	ND	77.3	90-110	Low Bias			
Matrix Spike Dup (BJ41842-MSD2)											
*Source sample: 24J1740-14 (Waste Water Effluent)											Prepared & Analyzed: 10/25/2024
Nitrate as N	0.726	0.0500	mg/L	10.0	ND	7.26	90-110	Low Bias	11.6	200	
Nitrite as N	7.32	0.0500	"	10.0	ND	73.2	90-110	Low Bias	5.38	200	



Wet Chemistry Parameters - Quality Control Data
York Analytical Laboratories, Inc. - Stratford

Analyte	Result	Reporting	Units	Spike	Source*	%REC	Flag	RPD		
		Limit			Result	Limits		RPD	Limit	Flag
Batch BJ41833 - Analysis Preparation										
Blank (BJ41833-BLK1) Prepared & Analyzed: 10/28/2024										
Ammonia Nitrogen as N	ND	0.0500	mg/L							
LCS (BJ41833-BS1) Prepared & Analyzed: 10/28/2024										
Ammonia Nitrogen as N	1.15	0.0500	mg/L	1.00		115	85-125			
Batch BJ41850 - Analysis Preparation										
Duplicate (BJ41850-DUP1) Prepared & Analyzed: 10/28/2024										
*Source sample: 24J1740-01 (Monitoring Well #BG2)										
Alkalinity, total	6.0	2.0	mg/L		6.0			0.00	15	
Reference (BJ41850-SRM1) Prepared & Analyzed: 10/28/2024										
Alkalinity, total	48	2.0	mg/L	46.9		102	90-110			
Batch BJ41884 - Analysis Prep for SAA										
Blank (BJ41884-BLK1) Prepared: 10/28/2024 Analyzed: 10/29/2024										
Total Kjeldahl Nitrogen	ND	0.400	mg/L							
LCS (BJ41884-BS1) Prepared: 10/28/2024 Analyzed: 10/29/2024										
Total Kjeldahl Nitrogen	4.36		mg/L	5.00		87.1	70-130			
Batch BJ41944 - Analysis Preparation										
Duplicate (BJ41944-DUP1) Prepared & Analyzed: 10/29/2024										
*Source sample: 24J1740-05 (Monitoring Well #DF3)										
Alkalinity, total	10	2.0	mg/L		10			0.00	15	



Wet Chemistry Parameters - Quality Control Data
York Analytical Laboratories, Inc. - Stratford

Analyte	Result	Reporting Limit	Units	Spike Level	Source* Result	%REC	%REC Limits	Flag	RPD	RPD Limit	Flag
---------	--------	-----------------	-------	-------------	----------------	------	-------------	------	-----	-----------	------

Batch BJ41944 - Analysis Preparation

Reference (BJ41944-SRM1)

Prepared & Analyzed: 10/29/2024

Alkalinity, total	44	2.0	mg/L	46.9		93.8	90-110				
-------------------	----	-----	------	------	--	------	--------	--	--	--	--

Batch BJ42053 - Analysis Preparation

Reference (BJ42053-SRM1)

Prepared & Analyzed: 10/30/2024

Alkalinity, total	44	2.0	mg/L	46.9		93.8	90-110				
-------------------	----	-----	------	------	--	------	--------	--	--	--	--





Sample and Data Qualifiers Relating to This Work Order

QM-05 The spike recovery was outside acceptance limits for the MS and/or MSD due to matrix interference. The LCS and/or LCSD were within acceptance limits showing that the laboratory is in control and the data are acceptable.

Definitions and Other Explanations

*	Analyte is not certified or the state of the samples origination does not offer certification for the Analyte.
ND	NOT DETECTED - the analyte is not detected at the Reported to level (LOQ/RL or LOD/MDL)
RL	REPORTING LIMIT - the minimum reportable value based upon the lowest point in the analyte calibration curve.
LOQ	LIMIT OF QUANTITATION - the minimum concentration of a target analyte that can be reported within a specified degree of confidence. This is the lowest point in an analyte calibration curve that has been subjected to all steps of the processing/analysis and verified to meet defined criteria. This is based upon NELAC 2009 Standards and applies to all analyses.
LOD	LIMIT OF DETECTION - a verified estimate of the minimum concentration of a substance in a given matrix that an analytical process can reliably detect. This is based upon NELAC 2009 Standards and applies to all analyses conducted under the auspices of EPA SW-846.
MDL	METHOD DETECTION LIMIT - a statistically derived estimate of the minimum amount of a substance an analytical system can reliably detect with a 99% confidence that the concentration of the substance is greater than zero. This is based upon 40 CFR Part 136 Appendix B and applies only to EPA 600 and 200 series methods.
Reported to	This indicates that the data for a particular analysis is reported to either the LOD/MDL, or the LOQ/RL. In cases where the "Reported to" is located above the LOD/MDL, any value between this and the LOQ represents an estimated value which is "J" flagged accordingly. This applies to volatile and semi-volatile target compounds only.
NR	Not reported
RPD	Relative Percent Difference
Wet	The data has been reported on an as-received (wet weight) basis
Low Bias	Low Bias flag indicates that the recovery of the flagged analyte is below the laboratory or regulatory lower control limit. The data user should take note that this analyte may be biased low but should evaluate multiple lines of evidence including the LCS and site-specific MS/MSD data to draw bias conclusions. In cases where no site-specific MS/MSD was requested, only the LCS data can be used to evaluate such bias.
High Bias	High Bias flag indicates that the recovery of the flagged analyte is above the laboratory or regulatory upper control limit. The data user should take note that this analyte may be biased high but should evaluate multiple lines of evidence including the LCS and site-specific MS/MSD data to draw bias conclusions. In cases where no site-specific MS/MSD was requested, only the LCS data can be used to evaluate such bias.
Non-Dir.	Non-dir. flag (Non-Directional Bias) indicates that the Relative Percent Difference (RPD) (a measure of precision) among the MS and MSD data is outside the laboratory or regulatory control limit. This alerts the data user where the MS and MSD are from site-specific samples that the RPD is high due to either non-homogeneous distribution of target analyte between the MS/MSD or indicates poor reproducibility for other reasons.

If EPA SW-846 method 8270 is included herein it is noted that the target compound N-nitrosodiphenylamine (NDPA) decomposes in the gas chromatographic inlet and cannot be separated from diphenylamine (DPA). These results could actually represent 100% DPA, 100% NDPA or some combination of the two. For this reason, York reports the combined result for n-nitrosodiphenylamine and diphenylamine for either of these compounds as a combined concentration as Diphenylamine.

If Total PCBs are detected and the target aroclors reported are "Not detected", the Total PCB value is reported due to the presence of either or both Aroclors 1262 and 1268 which are non-target aroclors for some regulatory lists.

2-chloroethylvinyl ether readily breaks down under acidic conditions. Samples that are acid preserved, including standards will exhibit breakdown. The data user should take note.

Certification for pH is no longer offered by NYDOH ELAP.

Semi-Volatile and Volatile analyses are reported down to the LOD/MDL, with values between the LOD/MDL and the LOQ being "J" flagged as estimated results.

For analyses by EPA SW-846-8270D, the Limit of Quantitation (LOQ) reported for benzidine is based upon the lowest standard used for calibration and is not a verified LOQ due to this compound's propensity for oxidative losses during extraction/concentration procedures and non-reproducible chromatographic performance.

YORK

ANALYTICAL LABORATORIES, INC.
 120 RESEARCH DRIVE
 STRATFORD, CT 06615
 203.325.1371 FAX 203.357-0166

Company Name
MAXIMUM ENVIRONMENTAL
 1170 LINCOLN AVENUE, SUITE 4
 HOLBROOK, NY 11741

Field Chain-of-Custody Record

Page 1 of 2

24J1740

Sample No.	Location/ID	Report to: SAME	Invoice to: ATTN ACCOUNTS PAYABLE	Project ID/No. 2410370 Canoe Place Inn Monitoring Well Samples	Container Desc.	Analyses Requested			Samples Collected by (signature) <i>CLIENT</i>
						Water	Soil	Air/Other	
						Date Sampled	Time Sampled	Sample Matrix	
001	Monitoring Well # BG2		X			10/24/24	10:23 AM	Ammonia, Nitrate, Nitrite, Total Kjeldahl Nitrogen, Total Nitrogen, Total Organic Nitrogen, Alkalinity (NO HEADSPACE)	1-500 mL, 1-250 mL, 1-500 mL H2SO4
002	Monitoring Well # DF2		X			10/24/24	10:39 AM	Ammonia, Nitrate, Nitrite, Total Kjeldahl Nitrogen, Total Nitrogen, Total Organic Nitrogen, Alkalinity (NO HEADSPACE)	1-500 mL, 1-250 mL, 1-500 mL H2SO4
003	Monitoring Well # BG1		X			10/24/24	10:41 AM	Ammonia, Nitrate, Nitrite, Total Kjeldahl Nitrogen, Total Nitrogen, Total Organic Nitrogen, Alkalinity (NO HEADSPACE)	1-500 mL, 1-250 mL, 1-500 mL H2SO4
004	Monitoring Well # DF1		X			10/24/24	10:52 AM	Ammonia, Nitrate, Nitrite, Total Kjeldahl Nitrogen, Total Nitrogen, Total Organic Nitrogen, Alkalinity (NO HEADSPACE)	1-500 mL, 1-250 mL, 1-500 mL H2SO4
005	Monitoring Well # DF3		X			10/24/24	11:05 AM	Ammonia, Nitrate, Nitrite, Total Kjeldahl Nitrogen, Total Nitrogen, Total Organic Nitrogen, Alkalinity (NO HEADSPACE)	1-500 mL, 1-250 mL, 1-500 mL H2SO4
006	Monitoring Well # DG 0.5		X			10/24/24	11:15 AM	Ammonia, Nitrate, Nitrite, Total Kjeldahl Nitrogen, Total Nitrogen, Total Organic Nitrogen, Alkalinity (NO HEADSPACE)	1-500 mL, 1-250 mL, 1-500 mL H2SO4
007	Monitoring Well # DG 1.0		X			10/24/24	11:23 AM	Ammonia, Nitrate, Nitrite, Total Kjeldahl Nitrogen, Total Nitrogen, Total Organic Nitrogen, Alkalinity (NO HEADSPACE)	1-500 mL, 1-250 mL, 1-500 mL H2SO4
008	Monitoring Well # DG 1.5		X			10/24/24	11:38 AM	Ammonia, Nitrate, Nitrite, Total Kjeldahl Nitrogen, Total Nitrogen, Total Organic Nitrogen, Alkalinity (NO HEADSPACE)	1-500 mL, 1-250 mL, 1-500 mL H2SO4
009	Monitoring Well # DG2		X			10/24/24	11:35 AM	Ammonia, Nitrate, Nitrite, Total Kjeldahl Nitrogen, Total Nitrogen, Total Organic Nitrogen, Alkalinity (NO HEADSPACE)	1-500 mL, 1-250 mL, 1-500 mL H2SO4
010	Monitoring Well # DG3		X			10/24/24	11:53 AM	Ammonia, Nitrate, Nitrite, Total Kjeldahl Nitrogen, Total Nitrogen, Total Organic Nitrogen, Alkalinity (NO HEADSPACE)	1-500 mL, 1-250 mL, 1-500 mL H2SO4

Chain-of-Custody Record

Bottles Relinquished from Lab by MBurny EPA 10/25/24 Date/Time 17:25
 Bottles received in field by K. Budyak Date/Time 10/25/24
 Samples Relinquished by MBurny EPA 10/25/24 Date/Time 17:25
 Samples Relinquished by K. Budyak Date/Time 10/25/24

Comments/Special Instructions **USE LOCATION ID AS SAMPLE ID**
 Total # of Bottles for this PROJECT (COC This Page): **30** Bottles
 Turn-Around Time Requested: DATE DUE FOR RUSH: **1.8C**
 (RUSH Requested: DATE DUE FOR RUSH:)



Maximum Environmental Management, Inc.

1170 Lincoln Avenue – Suite 4

Holbrook, NY 11741

Phone: (631) 589-1225 * Fax: (631) 589-1157

January 23rd, 2025

Pio Lombardo, P.E.
Lombardo Associates, Inc.
53 Hill Street
Southampton, NY 11968

Re: Canoe Place Inn Monitoring Wells ~ Groundwater Sampling Program
Maximum Project #: 2501270
Date Collected: 01/16/2025

Mr. Lombardo:

In response to your request, Maximum Environmental Management, Inc. is pleased to present the following with respect to Canoe Place Inn Monitoring Wells for the Groundwater Sampling Program. The purpose of this project was to collect the Monitoring Well Samples in accordance with the project outline (provided by Lombardo Associates, Inc.) and analyze the samples as requested.

Samples were collected at groundwater monitoring locations under the direction of Lombardo Associates, Inc. Field Parameters were inclusive of pH, Temperature, Conductivity, Dissolved Oxygen, Depth to Water and Depth to Bottom. The technician followed the New York State Department of Environmental Conservation's Protocol for sampling Groundwater Monitoring Wells. Please note that this protocol required well purging/evacuation of the water column in the monitoring well prior to sample collection, three (3) to five (5) times the amount of standing water in the monitoring well casing was purged.

All readings were recorded at the time of collection. Samples were collected and the parameters analyzed for the following: Alkalinity, Ammonia, Nitrate, Nitrite, Total Kjeldahl Nitrogen, Organic Nitrogen and Total Nitrogen.

The complete report is enclosed. If you have any questions or concerns, please feel free to contact us at (631) 589-1225.

Sincerely,

Michelle Lamberson
Operations Manager

Canoe Place Inn - PRB N Removal Data				Groundwater Monitoring Wells															
Sampling Date : 01/16/2025																			
Location #	Location Label	Latitude	Longitude	Depth ToC to GW (ft)	Depth ToC to Bottom of MW (ft)	Ground water elev. (ft)	Field Measurements -Max					Laboratory Measurements							
							pH	Temp (°C)	Temp (°F)	Specific Conductivity	Dissolved Oxygen (mg/L)	Alkalinity (mg/L as CaCO3)	TKN (mg/L)	Organic-N (mg/L)	Ammonia-N (mg/L)	Nitrite-N (mg/L)	Nitrate-N (mg/L)	Total N (mg/L)	
Lab Level of Quantification (LOQ)						*													
	BG 1			16.65	31.8		6.98	7.0	44.60	954	2.14	350	1.26	1.26	<0.0500	<0.0500	30.4	31.7	BG 1
	BG 2			28.1	41.85		6.70	8.1	46.58	527	7.50	8.0	1.56	1.56	<0.0500	<0.0500	9.54	11.1	BG 2
	DF 1			13.15	17.55		7.04	13.5	56.30	1379	2.19	840	21.0	0.400	20.6	<0.0500	4.33	25.3	DF 1
	DF 3			18.65	32.70		6.09	9.4	48.92	485	4.88	16	0.780	0.780	<0.0500	<0.0500	10.0	10.8	DF 3
	DG 0.5			9.9	20.25		6.70	8.4	47.12	343	5.80	16	1.23	1.23	<0.0500	<0.0500	7.90	9.13	DG 0.5
	DG 1.0			9.8	19.4		6.50	9.0	48.20	434	5.54	100	1.14	0.997	0.143	<0.0500	4.50	5.64	DG 1.0
	DG 1.5			9.45	21.0		6.67	6.8	44.24	817	4.29	410	8.55	<0.0500	8.55	<0.0500	2.35	10.9	DG 1.5
	DG 1.5DPA			9.48	29.7		7.02	9.2	48.56	483	5.38	84	1.21	1.15	0.0605	<0.0500	5.77	6.98	DG 1.5DPA
	DG 1.5DPB			9.48	34.5		6.96	8.5	47.30	447	6.08	84	0.930	0.876	0.0544	<0.0500	7.70	8.63	DG 1.5DPB
	DG 1.5DPC			9.48	39.5		6.36	8.8	47.84	368	6.47	32	1.63	1.63	<0.0500	<0.0500	10.6	12.2	DG 1.5DPC
	DG 2.0			9.2	24.6		6.39	7.7	45.86	707	1.79	320	6.40	0.250	6.15	<0.0500	<0.0500	6.40	DG 2.0
	DG 3.0			8.9	13.45		6.43	9.1	48.38	581	2.80	260	1.70	0.470	1.23	<0.0500	0.0580	1.76	DG 3.0

Key
 ToC= Top of the PVC Monitoring Well
 GW = Ground Water
 MW = Monitoring Well
 * = Client provided data

**** mS - milliSiemen/cm**
 mS/cm

Maximum Environmental Management, Inc.
 1170 Lincoln Avenue - Suite 4
 Holbrook, NY 11741
 Phone : (631) 589-1225 * Fax: (631) 589-1157
 www.maximenv.com

Groundwater Monitoring Well Data Sheet

Project ID #: 2501270 Location: Canoe Place Inn - 293 Montauk Hwy E, Hampton Bays, NY Date: 1/16/25

Note - Standard Protocol states that the amount of water purged from a well is between 3 and 5 times the volume of liquid inside the well casing. We use 4 times the volume.

***** ALL Monitoring Wells are to Measured within a Hour of Each Other. First Thing *****



- 0.5 Well - 0.010 gallons per foot
- 1 1/2" Well = 0.091 gallons of water per foot
- 2" Well = 0.163 gallons of water per foot
- 4" Well = 0.653 gallons of water per foot

Measurements must always start at the top of the well casing not the protective cover or from the grade level

DTB	(minus)	DTW	= (equals)	FOW	X (multiply)	AGW (per ft)	= (equals)	AOW	multiply by 3, 4, or 5	= (equals)	AOWP	Time Collected
31.8	(minus)	16.65	= (equals)	15.15	X (multiply)	0.163	= (equals)	2.47	multiply by 3, 4, or 5	= (equals)	7.41	905
41.85	(minus)	28.1	= (equals)	13.75	X (multiply)	0.163	= (equals)	2.24	multiply by 3, 4, or 5	= (equals)	6.72	912
17.55	(minus)	13.15	= (equals)	4.4	X (multiply)	0.163	= (equals)	0.72	multiply by 3, 4, or 5	= (equals)	2.15	918
32.70	(minus)	18.65	= (equals)	14.05	X (multiply)	0.163	= (equals)	8.29	multiply by 3, 4, or 5	= (equals)	6.87	924
20.25	(minus)	9.9	= (equals)	10.35	X (multiply)	0.163	= (equals)	1.69	multiply by 3, 4, or 5	= (equals)	5.06	928

* DTW = Depth to Water; DTB = Depth to Bottom; FOW = Feet of Water; AGW = Amount of Gallons of Water per foot; AOW = Amount of Water in Well Case; AOWP = Amount of Water Purged *

Amount of Water Purged is the amount required to turn the well over for sampling. Please note if the amount you purged is different then the amount required

The DTW is the Depth to Top of the PVC Well. GW = Ground Water, MW = Monitoring Well.

Maximum Environmental Management, Inc.
 1170 Lincoln Avenue - Suite 4
 Holbrook, NY 11741
 Phone : (631) 589-1225 * Fax: (631) 589-1157
 www.maximumentv.com

Groundwater Monitoring Well Data Sheet

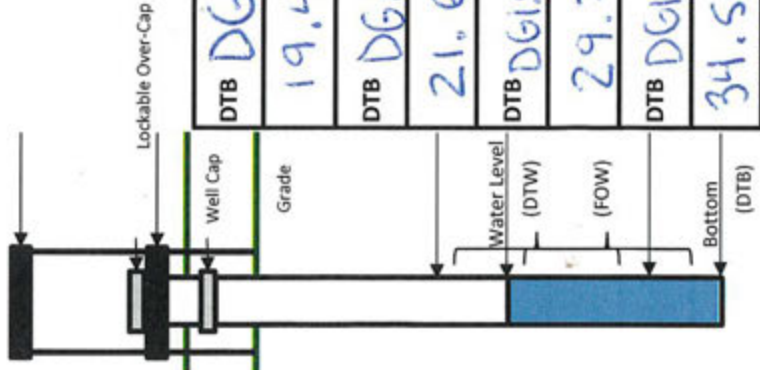
Project ID #: 2501270

Location: Canoe Place Inn - 293 Montauk Hwy E, Hampton Bays, NY

Date: 1/16/25

Note - Standard Protocol states that the amount of water purged from a well is between 3 and 5 times the volume of liquid inside the well casing. We use 4 times the volume.

***** ALL Monitoring Wells are to Measured within a Hour of Each Other. First Thing *****



- 0.5 Well - 0.010 gallons per foot
- 1 1/2" Well = 0.091 gallons of water per foot
- 2" Well = 0.163 gallons of water per foot
- 4" Well = 0.653 gallons of water per foot

Measurements must always start at the top of the well casing not the protective cover or from the grade level

DTB	(minus)	DTW	= (equals)	FOW	X (multiply)	AGW (per ft)	= (equals)	AOW	multiply by 3, 4, or 5	= (equals)	AOWP	Time Collected
DG1.0	-	9.8	=	9.6	X	0.163	=	1.56	multiply by 3, 4, or 5	=	4.69	932
DG1.5	-	DTW	=	FOW	X	AGW (per ft)	=	AOW	multiply by 3, 4, or 5	=	AOWP	Time Collected
21.0	-	9.45	=	11.55	X	0.163	=	1.88	multiply by 3, 4, or 5	=	5.65	935
DG1.5A	-	DTW	=	FOW	X	AGW (per ft)	=	AOW	multiply by 3, 4, or 5	=	AOWP	Time Collected
29.7	-	9.48	=	20.22	X	0.01	=	0.20	multiply by 3, 4, or 5	=	0.61	939
DG1.5B	-	DTW	=	FOW	X	AGW (per ft)	=	AOW	multiply by 3, 4, or 5	=	AOWP	Time Collected
34.5	-	9.48	=	25.02	X	0.01	=	0.25	multiply by 3, 4, or 5	=	0.75	942
DG1.5C	-	DTW	=	FOW	X	AGW (per ft)	=	AOW	multiply by 3, 4, or 5	=	AOWP	Time Collected
39.5	-	9.48	=	30.02	X	0.01	=	0.30	multiply by 3, 4, or 5	=	0.90	946

* DTW = Depth to Water; DTB = Depth to Bottom; FOW = Feet of Water; AGW = Amount of Gallons of Water per foot; AOW = Amount of Water in Well Case; AOWP = Amount of Water Purged *

Amount of Water Purged is the amount required to turn the well over for sampling. Please note if the amount you purged is different then the amount required

The DTW is the Depth to Top of the PVC Well. GW = Ground Water, MW = Monitoring Well.

Maximum Environmental Management, Inc.
 1170 Lincoln Avenue – Suite 4
 Holbrook, NY 11741
 Phone : (631) 589-1225 * Fax: (631) 589-1157
 www.maximumentv.com

Groundwater Monitoring Well Data Sheet

Project ID #: 2501270

Date: 1/10/25

Location: Canoe Place Inn - 293 Montauk Hwy E, Hampton Bays, NY

Note - Standard Protocol states that the amount of water purged from a well is between 3 and 5 times the volume of liquid inside the well casing. We use 4 times the volume.

***** ALL Monitoring Wells are to Measured within a Hour of Each Other. First Thing *****



- 0.5 Well - 0.010 gallons per foot
- 1 1/2" Well = 0.091 gallons of water per foot
- 2" Well = 0.163 gallons of water per foot
- 4" Well = 0.653 gallons of water per foot

Measurements must always start at the top of the well casing not the protective cover or from the grade level

DTB	(minus)	DTW	(equals)	FOW	X (multiply)	AGW (per ft)	(equals)	AOW	multiply by 3, 4, or 5	(equals)	AOWP	Time Collected
D62.0	-	9.2	=	15.4	X	0.163	=	2.51	multiply by 3, 4, or 5	=	7.53	949
D63.0	-	DTW	=	FOW	X	AGW (per ft)	=	AOW	multiply by 3, 4, or 5	=	AOWP	Time Collected
13.45	-	8.9	=	4.55	X	0.163	=	0.74	multiply by 3, 4, or 5	=	2.22	953
DTB	-	DTW	=	FOW	X	AGW (per ft)	=	AOW	multiply by 3, 4, or 5	=	AOWP	Time Collected
DTB	-	DTW	=	FOW	X	AGW (per ft)	=	AOW	multiply by 3, 4, or 5	=	AOWP	Time Collected
DTB	-	DTW	=	FOW	X	AGW (per ft)	=	AOW	multiply by 3, 4, or 5	=	AOWP	Time Collected
DTB	-	DTW	=	FOW	X	AGW (per ft)	=	AOW	multiply by 3, 4, or 5	=	AOWP	Time Collected

* DTW = Depth to Water; DTB = Depth to Bottom; FOW = Feet of Water; AGW = Amount of Gallons of Water per foot; AOW = Amount of Water in Well Case; AOWP = Amount of Water Purged *

** Amount of Water Purged is the amount required to turn the well over for sampling. Please note if the amount you purged is different then the amount required**

The DTW is the Depth to Top of the PVC Well. GW = Ground Water, MW = Monitoring Well.

SAMPLE COLLECTION/CHAIN OF CUSTODY

The completion and proper fulfillment of this Chain of Custody is the responsibility of the person(s) conducting the sampling. Chain operators will note an endorsement of the CCO if the data accept the same and conditions.

Name: Lombardo Associates, Inc.		TAT Requested:	
Address: 53 Hill Street		Page: 1 of 2	
City: Southampton	State: NY	Zip: 11968	PO #:
Phone: (631) 379-2662	Fax:		Job#:

PROJECT NAME AND/OR LOCATION
Canoe Place Inn - Monitoring Wells

PROJECT NUMBER: 2501270

#	Date	Time	SAMPLE			Field pH	Field Temp	Specific Conductivity	Dissolved Oxygen	DTW'	DITB	Sample Containers	ANALYSIS
			COMPL	GRAB	S								
001	11/10/25	12:13				6.98	7.0	2.14	14.60	31.8	1-500ml, 1-250ml, 1-500 ml H2SO4	Ammonia, Nitrate, Nitrite, Total Kjeldahl Nitrogen, Total Nitrogen, Total Organic Nitrogen, Alkalinity (NO HEADSPACE)	
002	11/10/25	11:00				6.7	8.1	7.5	38.1	41.85	1-500ml, 1-250ml, 1-500 ml H2SO4	Ammonia, Nitrate, Nitrite, Total Kjeldahl Nitrogen, Total Nitrogen, Total Organic Nitrogen, Alkalinity (NO HEADSPACE)	
003	11/10/25	12:25				7.04	13.5	2.19	13.15	17.55	1-500ml, 1-250ml, 1-500 ml H2SO4	Ammonia, Nitrate, Nitrite, Total Kjeldahl Nitrogen, Total Nitrogen, Total Organic Nitrogen, Alkalinity (NO HEADSPACE)	
004	11/10/25	12:39				6.09	9.4	4.88	18.05	32.70	1-500ml, 1-250ml, 1-500 ml H2SO4	Ammonia, Nitrate, Nitrite, Total Kjeldahl Nitrogen, Total Nitrogen, Total Organic Nitrogen, Alkalinity (NO HEADSPACE)	
005	11/10/25	12:50				6.7	8.4	5.8	9.9	20.25	1-500ml, 1-250ml, 1-500 ml H2SO4	Ammonia, Nitrate, Nitrite, Total Kjeldahl Nitrogen, Total Nitrogen, Total Organic Nitrogen, Alkalinity (NO HEADSPACE)	
006	11/10/25	1:05				6.5	9	5.5	9.8	19.4	1-500ml, 1-250ml, 1-500 ml H2SO4	Ammonia, Nitrate, Nitrite, Total Kjeldahl Nitrogen, Total Nitrogen, Total Organic Nitrogen, Alkalinity (NO HEADSPACE)	
007	11/10/25	1:22				6.67	6.8	4.29	9.45	21.0	1-500ml, 1-250ml, 1-500 ml H2SO4	Ammonia, Nitrate, Nitrite, Total Kjeldahl Nitrogen, Total Nitrogen, Total Organic Nitrogen, Alkalinity (NO HEADSPACE)	
008	11/10/25	12:59				7.02	9.2	4.83	9.48	29.7	1-500ml, 1-250ml, 1-500 ml H2SO4	Ammonia, Nitrate, Nitrite, Total Kjeldahl Nitrogen, Total Nitrogen, Total Organic Nitrogen, Alkalinity (NO HEADSPACE)	
009	11/10/25	1:06				6.96	8.5	4.47	9.48	34.5	1-500ml, 1-250ml, 1-500 ml H2SO4	Ammonia, Nitrate, Nitrite, Total Kjeldahl Nitrogen, Total Nitrogen, Total Organic Nitrogen, Alkalinity (NO HEADSPACE)	
010	11/10/25	1:15				6.36	8.8	6.47	9.48	39.5	1-500ml, 1-250ml, 1-500 ml H2SO4	Ammonia, Nitrate, Nitrite, Total Kjeldahl Nitrogen, Total Nitrogen, Total Organic Nitrogen, Alkalinity (NO HEADSPACE)	

FIELD NOTES:

Are the samples treated? Yes No

Are the samples treated? Yes No

Sample Transport to Client: (Date, Time, Location, etc.)

Maximum Custody by: Matthew J. [Signature] 11/10/25 2:00 P

Container Shipping Condition: GOOD FAIR POOR

Packed in Ice? YES NO

Months Sample Other: In Case of NO use

Client Notified? Yes No

QA/QC Notes: 2 copies of the report

SAMPLE COLLECTION/ CHAIN OF CUSTODY

The analytical and project information on this Chain of Custody is the responsibility of the person(s) conducting the sampling. Client signatures will serve as verification of the C.O.C. & that the sample is true and unaltered.

All Samples must be received on ice @ 8° C or Less	Name: Lombardo Associates, Inc. Address: 53 Hill Street City: Southampton State: NY Zip: 11968 Phone: (831) 379-2662 Fax:
MAXIMUM ENVIRONMENTAL MANAGEMENT INC. 1170 LINCOLN AVENUE, SUITE 4 HOLBROOK, NY 11741 Phone: (831) 589-1225 Fax: (831) 589-1157	TAT Requested: 2 of 2 Page: 2 of 2 PO #: Job#:

PROJECT NAME AND/OR LOCATION
Indicate only ONE Project per Chain of Custody

Canoe Place Inn - Monitoring Wells

PROJECT NUMBER: **2501270**

#	Date	Time	SAMPLE			Field pH	Field Temp	Specific Conductivity	Dissolved Oxygen	DTW	DTB	Sample Containers	ANALYSIS
			COMP/GRAB	S	NPW								
011	11/10/11	12:21				6.39	7.7	581	8.8	9.2	24.0	1-500ml, 1-250ml, 1-500 ml H2SO4	Ammonia, Nitrite, Nitrate, Total Kjeldahl Nitrogen, Total Nitrogen, Total Organic Nitrogen, Alkalinity (NO HEADSPACE)
012	11/03/11	13:15			X	6.43	9.1	581	2.8	8.9	13.45	1-500ml, 1-250ml, 1-500 ml H2SO4	Ammonia, Nitrite, Nitrate, Total Kjeldahl Nitrogen, Total Nitrogen, Total Organic Nitrogen, Alkalinity (NO HEADSPACE)
013					X							1-500ml, 1-250ml, 1-500 ml H2SO4	Ammonia, Nitrite, Nitrate, Total Kjeldahl Nitrogen, Total Nitrogen, Total Organic Nitrogen, Alkalinity (NO HEADSPACE)
014					X							1-500ml, 1-250ml, 1-500 ml H2SO4	Ammonia, Nitrite, Nitrate, Total Kjeldahl Nitrogen, Total Nitrogen, Total Organic Nitrogen, Alkalinity (NO HEADSPACE)
015													
016													
017													
018													
019													
020													

FIELD NOTES:

Are the samples treated? **Yes H2SO4**

Maximum Custody By: **Matthew Jung** Date & Time: **11/01/20**

Client/Transport Tech/Signature for Release (Ink/Quik): **Matthew Jung** Date & Time: **11/01/25**

Sampler SIGNATURE: **Matthew Jung** Date & Time: **11/01/25**

Container Shipping Condition @ receipt: **GOOD** FAIR POOR

Packed in ice? **YES** NO

Meets Sample Other Cases of NO use

Client Notified? Yes No

QA/QC Notes: pdf 2 copies of the report

1-250 ml - is prebalanced with ac acid



Technical Report

prepared for:

Maximum Environmental Management, Inc.

1170 Lincoln Avenue., Suite 4

Holbrook NY, 11741

Attention: Brian Leshinger

Report Date: 01/23/2025

Client Project ID: 2501270

York Project (SDG) No.: 25A1074

Stratford, CT Laboratory IDs:
NY:10854, NJ: CT005, PA: 68-0440, CT: PH-0723



Richmond Hill, NY Laboratory IDs:
NY:12058, NJ: NY037, CT: PH-0721, NH: 2097,
EPA: NY01600

120 RESEARCH DRIVE
www.YORKLAB.com

STRATFORD, CT 06615
(203) 325-1371



132-02 89th AVENUE
FAX (203) 357-0166

RICHMOND HILL, NY 11418
ClientServices@yorklab.com

Report Date: 01/23/2025
Client Project ID: 2501270
York Project (SDG) No.: 25A1074

Maximum Environmental Management, Inc.
1170 Lincoln Avenue., Suite 4
Holbrook NY, 11741
Attention: Brian Leshinger

Purpose and Results

This report contains the analytical data for the sample(s) identified on the attached chain-of-custody received in our laboratory on January 17, 2025 and listed below. The project was identified as your project: **2501270**.

The analyses were conducted utilizing appropriate EPA, Standard Methods, and ASTM methods as detailed in the data summary tables.

All samples were received in proper condition meeting the customary acceptance requirements for environmental samples except those indicated under the Sample and Analysis Qualifiers section of this report.

All analyses met the method and laboratory standard operating procedure requirements except as indicated by any data flags, the meaning of which are explained in the Sample and Data Qualifiers Relating to This Work Order section of this report and case narrative if applicable.

The results of the analyses, which are all reported on dry weight basis (soils) unless otherwise noted, are detailed in the following pages.

Please contact Client Services at 203.325.1371 with any questions regarding this report.

<u>York Sample ID</u>	<u>Client Sample ID</u>	<u>Matrix</u>	<u>Date Collected</u>	<u>Date Received</u>
25A1074-01	Monitoring Well # BG1	Water	01/16/2025	01/17/2025
25A1074-02	Monitoring Well # BG2	Water	01/16/2025	01/17/2025
25A1074-03	Monitoring Well # DF1	Water	01/16/2025	01/17/2025
25A1074-04	Monitoring Well # DF3	Water	01/16/2025	01/17/2025
25A1074-05	Monitoring Well # DG 0.5	Water	01/16/2025	01/17/2025
25A1074-06	Monitoring Well # DG 1.0	Water	01/16/2025	01/17/2025
25A1074-07	Monitoring Well # DG 1.5	Water	01/16/2025	01/17/2025
25A1074-08	Monitoring Well # DG 1.5 DPA	Water	01/16/2025	01/17/2025
25A1074-09	Monitoring Well # DG 1.5 DPB	Water	01/16/2025	01/17/2025
25A1074-10	Monitoring Well # DG 1.5 DPC	Water	01/16/2025	01/17/2025
25A1074-11	Monitoring Well # DG 2.0	Water	01/16/2025	01/17/2025
25A1074-12	Monitoring Well # DG 3.0	Water	01/16/2025	01/17/2025

General Notes for York Project (SDG) No.: 25A1074

1. The RLs and MDLs (Reporting Limit and Method Detection Limit respectively) reported are adjusted for any dilution necessary due to the levels of target and/or non-target analytes and matrix interference. The RL(REPORTING LIMIT) is based upon the lowest standard utilized for the calibration where applicable.
2. Samples are retained for a period of thirty days after submittal of report, unless other arrangements are made.
3. York's liability for the above data is limited to the dollar value paid to York for the referenced project.
4. This report shall not be reproduced without the written approval of York Analytical Laboratories, Inc.
5. All analyses conducted met method or Laboratory SOP requirements. See the Sample and Data Qualifiers Section for further information.
6. It is noted that no analyses reported herein were subcontracted to another laboratory, unless noted in the report.
7. This report reflects results that relate only to the samples submitted on the attached chain-of-custody form(s) received by York.
8. Analyses conducted at York Analytical Laboratories, Inc. Stratford, CT are indicated by NY Cert. No. 10854, NJ Cert No. CT005, PA Cert No. 68-04440, CT Cert No. PH-0723; those conducted at York Analytical Laboratories, Inc., Richmond Hill, NY are indicated by NY Cert. No. 12058, NJ Cert No. NY037, CT Cert No. PH-0721, NH Cert No. 2097, EPA Cert No. NY01600.

Approved By:



Cassie L. Mosher
Laboratory Manager

Date: 01/23/2025





Sample Information

Client Sample ID: Monitoring Well # BG1

York Sample ID: 25A1074-01

<u>York Project (SDG) No.</u>	<u>Client Project ID</u>	<u>Matrix</u>	<u>Collection Date/Time</u>	<u>Date Received</u>
25A1074	2501270	Water	January 16, 2025 12:13 pm	01/17/2025

Nitrate as N

Log-in Notes:

Sample Notes:

Sample Prepared by Method: EPA 300

CAS No.	Parameter	Result	Flag	Units	Reported to LOQ	Dilution	Reference Method	Date/Time Prepared	Date/Time Analyzed	Analyst
14797-55-8	Nitrate as N	30.4		mg/L	0.100	2	EPA 300.0	01/18/2025 11:01	01/18/2025 11:01	DNP
							Certifications:	NELAC-NY10854,CTDOH-PH-0723,NJDEP-CT005,PADEP-68-04		

Nitrite as N

Log-in Notes:

Sample Notes:

Sample Prepared by Method: EPA 300

CAS No.	Parameter	Result	Flag	Units	Reported to LOQ	Dilution	Reference Method	Date/Time Prepared	Date/Time Analyzed	Analyst
14797-65-0	Nitrite as N	ND		mg/L	0.0500	1	EPA 300.0	01/17/2025 23:51	01/17/2025 23:51	DNP
							Certifications:	NELAC-NY10854,CTDOH-PH-0723,PADEP-68-04440		

Alkalinity, Total

Log-in Notes:

Sample Notes:

Sample Prepared by Method: Analysis Preparation

CAS No.	Parameter	Result	Flag	Units	Reported to LOQ	Dilution	Reference Method	Date/Time Prepared	Date/Time Analyzed	Analyst
14807-96-6	Alkalinity, total	350		mg/L	2.0	1	SM 2320B	01/20/2025 06:31	01/20/2025 14:04	SMM
							Certifications:	NELAC-NY10854,CTDOH-PH-0723,NJDEP-CT005,PADEP-68-04		

Ammonia Nitrogen as N

Log-in Notes:

Sample Notes:

Sample Prepared by Method: Analysis Preparation

CAS No.	Parameter	Result	Flag	Units	Reported to LOQ	Dilution	Reference Method	Date/Time Prepared	Date/Time Analyzed	Analyst
7664-41-7	Ammonia Nitrogen as N	ND		mg/L	0.0500	1	SM 4500-NH3 D	01/20/2025 09:09	01/20/2025 10:44	TCD
							Certifications:	NELAC-NY10854,CTDOH-PH-0723,NJDEP-CT005,PADEP-68-04		

Total Kjeldahl Nitrogen

Log-in Notes:

Sample Notes:

Sample Prepared by Method: Analysis Prep for SAA

CAS No.	Parameter	Result	Flag	Units	Reported to LOQ	Dilution	Reference Method	Date/Time Prepared	Date/Time Analyzed	Analyst
	Total Kjeldahl Nitrogen	1.26		mg/L	0.400	5	SM 4500-N Org D	01/20/2025 15:44	01/21/2025 15:30	TCD
							Certifications:	NELAC-NY10854,CTDOH-PH-0723,NJDEP-CT005,PADEP-68-04		

Total Nitrogen (TN)

Log-in Notes:

Sample Notes:

Sample Prepared by Method: Analysis Prep for SAA

CAS No.	Parameter	Result	Flag	Units	Reported to LOQ	Dilution	Reference Method	Date/Time Prepared	Date/Time Analyzed	Analyst
	* Total Nitrogen	31.7		mg/L	0.0500	1	SM 4500-N B	01/23/2025 15:44	01/23/2025 15:50	AD
							Certifications:			

Total Organic Nitrogen(TON)

Log-in Notes:

Sample Notes:

Sample Prepared by Method: Analysis Prep for SAA

CAS No.	Parameter	Result	Flag	Units	Reported to LOQ	Dilution	Reference Method	Date/Time Prepared	Date/Time Analyzed	Analyst
TON	* Total Organic Nitrogen	1.26		mg/L	0.100	1	SM 4500-N	01/23/2025 15:44	01/23/2025 15:50	AD
							Certifications:			



Sample Information

Client Sample ID: Monitoring Well # BG1

York Sample ID: 25A1074-01

<u>York Project (SDG) No.</u> 25A1074	<u>Client Project ID</u> 2501270	<u>Matrix</u> Water	<u>Collection Date/Time</u> January 16, 2025 12:13 pm	<u>Date Received</u> 01/17/2025
--	-------------------------------------	------------------------	--	------------------------------------

Sample Information

Client Sample ID: Monitoring Well # BG2

York Sample ID: 25A1074-02

<u>York Project (SDG) No.</u> 25A1074	<u>Client Project ID</u> 2501270	<u>Matrix</u> Water	<u>Collection Date/Time</u> January 16, 2025 11:00 am	<u>Date Received</u> 01/17/2025
--	-------------------------------------	------------------------	--	------------------------------------

Nitrate as N

Log-in Notes:

Sample Notes:

Sample Prepared by Method: EPA 300

CAS No.	Parameter	Result	Flag	Units	Reported to LOQ	Dilution	Reference Method	Date/Time Prepared	Date/Time Analyzed	Analyst
14797-55-8	Nitrate as N	9.54		mg/L	0.0500	1	EPA 300.0	01/17/2025 23:08	01/17/2025 23:08	DNP
Certifications: NELAC-NY10854,CTDOH-PH-0723,NJDEP-CT005,PADEP-68-04										

Nitrite as N

Log-in Notes:

Sample Notes:

Sample Prepared by Method: EPA 300

CAS No.	Parameter	Result	Flag	Units	Reported to LOQ	Dilution	Reference Method	Date/Time Prepared	Date/Time Analyzed	Analyst
14797-65-0	Nitrite as N	ND		mg/L	0.0500	1	EPA 300.0	01/17/2025 23:08	01/17/2025 23:08	DNP
Certifications: NELAC-NY10854,CTDOH-PH-0723,PADEP-68-0444										

Alkalinity, Total

Log-in Notes:

Sample Notes:

Sample Prepared by Method: Analysis Preparation

CAS No.	Parameter	Result	Flag	Units	Reported to LOQ	Dilution	Reference Method	Date/Time Prepared	Date/Time Analyzed	Analyst
14807-96-6	Alkalinity, total	8.0		mg/L	2.0	1	SM 2320B	01/20/2025 06:31	01/20/2025 14:04	SMM
Certifications: NELAC-NY10854,CTDOH-PH-0723,NJDEP-CT005,PADEP-68-04										

Ammonia Nitrogen as N

Log-in Notes:

Sample Notes:

Sample Prepared by Method: Analysis Preparation

CAS No.	Parameter	Result	Flag	Units	Reported to LOQ	Dilution	Reference Method	Date/Time Prepared	Date/Time Analyzed	Analyst
7664-41-7	Ammonia Nitrogen as N	ND		mg/L	0.0500	1	SM 4500-NH3 D	01/20/2025 09:09	01/20/2025 10:44	TCD
Certifications: NELAC-NY10854,CTDOH-PH-0723,NJDEP-CT005,PADEP-68-044										

Total Kjeldahl Nitrogen

Log-in Notes:

Sample Notes:

Sample Prepared by Method: Analysis Prep for SAA

CAS No.	Parameter	Result	Flag	Units	Reported to LOQ	Dilution	Reference Method	Date/Time Prepared	Date/Time Analyzed	Analyst
	Total Kjeldahl Nitrogen	1.56		mg/L	0.400	5	SM 4500-N Org D	01/20/2025 15:44	01/21/2025 15:30	TCD
Certifications: NELAC-NY10854,CTDOH-PH-0723,NJDEP-CT005,PADEP-68-04										

Total Nitrogen (TN)

Log-in Notes:

Sample Notes:

Sample Prepared by Method: Analysis Prep for SAA

CAS No.	Parameter	Result	Flag	Units	Reported to LOQ	Dilution	Reference Method	Date/Time Prepared	Date/Time Analyzed	Analyst
---------	-----------	--------	------	-------	-----------------	----------	------------------	--------------------	--------------------	---------



Sample Information

Client Sample ID: Monitoring Well # BG2

York Sample ID: 25A1074-02

<u>York Project (SDG) No.</u> 25A1074	<u>Client Project ID</u> 2501270	<u>Matrix</u> Water	<u>Collection Date/Time</u> January 16, 2025 11:00 am	<u>Date Received</u> 01/17/2025
--	-------------------------------------	------------------------	--	------------------------------------

Total Nitrogen (TN)

Log-in Notes:

Sample Notes:

Sample Prepared by Method: Analysis Prep for SAA

CAS No.	Parameter	Result	Flag	Units	Reported to LOQ	Dilution	Reference Method	Date/Time Prepared	Date/Time Analyzed	Analyst
* Total Nitrogen		11.1		mg/L	0.0500	1	SM 4500-N B	01/23/2025 15:44	01/23/2025 15:50	AD

Certifications:

Total Organic Nitrogen(TON)

Log-in Notes:

Sample Notes:

Sample Prepared by Method: Analysis Prep for SAA

CAS No.	Parameter	Result	Flag	Units	Reported to LOQ	Dilution	Reference Method	Date/Time Prepared	Date/Time Analyzed	Analyst
TON * Total Organic Nitrogen		1.56		mg/L	0.100	1	SM 4500-N	01/23/2025 15:44	01/23/2025 15:50	AD

Certifications:

Sample Information

Client Sample ID: Monitoring Well # DF1

York Sample ID: 25A1074-03

<u>York Project (SDG) No.</u> 25A1074	<u>Client Project ID</u> 2501270	<u>Matrix</u> Water	<u>Collection Date/Time</u> January 16, 2025 11:25 am	<u>Date Received</u> 01/17/2025
--	-------------------------------------	------------------------	--	------------------------------------

Nitrate as N

Log-in Notes:

Sample Notes:

Sample Prepared by Method: EPA 300

CAS No.	Parameter	Result	Flag	Units	Reported to LOQ	Dilution	Reference Method	Date/Time Prepared	Date/Time Analyzed	Analyst
14797-55-8	Nitrate as N	4.33		mg/L	0.0500	1	EPA 300.0	01/17/2025 23:34	01/17/2025 23:34	DNP

Certifications: NELAC-NY10854,CTDOH-PH-0723,NJDEP-CT005,PADEP-68-04

Nitrite as N

Log-in Notes:

Sample Notes:

Sample Prepared by Method: EPA 300

CAS No.	Parameter	Result	Flag	Units	Reported to LOQ	Dilution	Reference Method	Date/Time Prepared	Date/Time Analyzed	Analyst
14797-65-0	Nitrite as N	ND		mg/L	0.0500	1	EPA 300.0	01/17/2025 23:34	01/17/2025 23:34	DNP

Certifications: NELAC-NY10854,CTDOH-PH-0723,PADEP-68-04440

Alkalinity, Total

Log-in Notes:

Sample Notes:

Sample Prepared by Method: Analysis Preparation

CAS No.	Parameter	Result	Flag	Units	Reported to LOQ	Dilution	Reference Method	Date/Time Prepared	Date/Time Analyzed	Analyst
14807-96-6	Alkalinity, total	840		mg/L	2.0	1	SM 2320B	01/20/2025 06:31	01/20/2025 14:04	SMM

Certifications: NELAC-NY10854,CTDOH-PH-0723,NJDEP-CT005,PADEP-68-04

Ammonia Nitrogen as N

Log-in Notes:

Sample Notes:

Sample Prepared by Method: Analysis Preparation

CAS No.	Parameter	Result	Flag	Units	Reported to LOQ	Dilution	Reference Method	Date/Time Prepared	Date/Time Analyzed	Analyst
---------	-----------	--------	------	-------	-----------------	----------	------------------	--------------------	--------------------	---------



Sample Information

Client Sample ID: Monitoring Well # DF1

York Sample ID: 25A1074-03

York Project (SDG) No. 25A1074	Client Project ID 2501270	Matrix Water	Collection Date/Time January 16, 2025 11:25 am	Date Received 01/17/2025
-----------------------------------	------------------------------	-----------------	---	-----------------------------

Ammonia Nitrogen as N

Log-in Notes:

Sample Notes:

Sample Prepared by Method: Analysis Preparation

CAS No.	Parameter	Result	Flag	Units	Reported to LOQ	Dilution	Reference Method	Date/Time Prepared	Date/Time Analyzed	Analyst
7664-41-7	Ammonia Nitrogen as N	20.6		mg/L	0.0500	1	SM 4500-NH3 D	01/20/2025 09:09	01/20/2025 10:44	TCD
Certifications: NELAC-NY10854,CTDOH-PH-0723,NJDEP-CT005,PADEP-68-04										

Total Kjeldahl Nitrogen

Log-in Notes:

Sample Notes:

Sample Prepared by Method: Analysis Prep for SAA

CAS No.	Parameter	Result	Flag	Units	Reported to LOQ	Dilution	Reference Method	Date/Time Prepared	Date/Time Analyzed	Analyst
	Total Kjeldahl Nitrogen	21.0		mg/L	0.400	5	SM 4500-N Org D	01/20/2025 15:44	01/21/2025 15:30	TCD
Certifications: NELAC-NY10854,CTDOH-PH-0723,NJDEP-CT005,PADEP-68-04										

Total Nitrogen (TN)

Log-in Notes:

Sample Notes:

Sample Prepared by Method: Analysis Prep for SAA

CAS No.	Parameter	Result	Flag	Units	Reported to LOQ	Dilution	Reference Method	Date/Time Prepared	Date/Time Analyzed	Analyst
	* Total Nitrogen	25.3		mg/L	0.0500	1	SM 4500-N B	01/23/2025 15:44	01/23/2025 15:50	AD
Certifications:										

Total Organic Nitrogen(TON)

Log-in Notes:

Sample Notes:

Sample Prepared by Method: Analysis Prep for SAA

CAS No.	Parameter	Result	Flag	Units	Reported to LOQ	Dilution	Reference Method	Date/Time Prepared	Date/Time Analyzed	Analyst
TON	* Total Organic Nitrogen	0.400		mg/L	0.100	1	SM 4500-N	01/23/2025 15:44	01/23/2025 15:50	AD
Certifications:										

Sample Information

Client Sample ID: Monitoring Well # DF3

York Sample ID: 25A1074-04

York Project (SDG) No. 25A1074	Client Project ID 2501270	Matrix Water	Collection Date/Time January 16, 2025 12:39 pm	Date Received 01/17/2025
-----------------------------------	------------------------------	-----------------	---	-----------------------------

Nitrate as N

Log-in Notes:

Sample Notes:

Sample Prepared by Method: EPA 300

CAS No.	Parameter	Result	Flag	Units	Reported to LOQ	Dilution	Reference Method	Date/Time Prepared	Date/Time Analyzed	Analyst
14797-55-8	Nitrate as N	10.0		mg/L	0.0500	1	EPA 300.0	01/18/2025 00:09	01/18/2025 00:09	DNP
Certifications: NELAC-NY10854,CTDOH-PH-0723,NJDEP-CT005,PADEP-68-04										

Nitrite as N

Log-in Notes:

Sample Notes:

Sample Prepared by Method: EPA 300

CAS No.	Parameter	Result	Flag	Units	Reported to LOQ	Dilution	Reference Method	Date/Time Prepared	Date/Time Analyzed	Analyst
---------	-----------	--------	------	-------	-----------------	----------	------------------	--------------------	--------------------	---------



Sample Information

Client Sample ID: Monitoring Well # DF3

York Sample ID: 25A1074-04

York Project (SDG) No.
25A1074

Client Project ID
2501270

Matrix
Water

Collection Date/Time
January 16, 2025 12:39 pm

Date Received
01/17/2025

Nitrite as N

Log-in Notes:

Sample Notes:

Sample Prepared by Method: EPA 300

CAS No.	Parameter	Result	Flag	Units	Reported to LOQ	Dilution	Reference Method	Date/Time Prepared	Date/Time Analyzed	Analyst
14797-65-0	Nitrite as N	ND		mg/L	0.0500	1	EPA 300.0	01/18/2025 00:09	01/18/2025 00:09	DNP
							Certifications:	NELAC-NY10854,CTDOH-PH-0723,PADEP-68-04440		

Alkalinity, Total

Log-in Notes:

Sample Notes:

Sample Prepared by Method: Analysis Preparation

CAS No.	Parameter	Result	Flag	Units	Reported to LOQ	Dilution	Reference Method	Date/Time Prepared	Date/Time Analyzed	Analyst
14807-96-6	Alkalinity, total	16		mg/L	2.0	1	SM 2320B	01/20/2025 06:31	01/20/2025 14:04	SMM
							Certifications:	NELAC-NY10854,CTDOH-PH-0723,NJDEP-CT005,PADEP-68-04		

Ammonia Nitrogen as N

Log-in Notes:

Sample Notes:

Sample Prepared by Method: Analysis Preparation

CAS No.	Parameter	Result	Flag	Units	Reported to LOQ	Dilution	Reference Method	Date/Time Prepared	Date/Time Analyzed	Analyst
7664-41-7	Ammonia Nitrogen as N	ND		mg/L	0.0500	1	SM 4500-NH3 D	01/20/2025 09:09	01/20/2025 10:44	TCD
							Certifications:	NELAC-NY10854,CTDOH-PH-0723,NJDEP-CT005,PADEP-68-04		

Total Kjeldahl Nitrogen

Log-in Notes:

Sample Notes:

Sample Prepared by Method: Analysis Prep for SAA

CAS No.	Parameter	Result	Flag	Units	Reported to LOQ	Dilution	Reference Method	Date/Time Prepared	Date/Time Analyzed	Analyst
	Total Kjeldahl Nitrogen	0.780		mg/L	0.400	5	SM 4500-N Org D	01/20/2025 15:44	01/21/2025 15:30	TCD
							Certifications:	NELAC-NY10854,CTDOH-PH-0723,NJDEP-CT005,PADEP-68-04		

Total Nitrogen (TN)

Log-in Notes:

Sample Notes:

Sample Prepared by Method: Analysis Prep for SAA

CAS No.	Parameter	Result	Flag	Units	Reported to LOQ	Dilution	Reference Method	Date/Time Prepared	Date/Time Analyzed	Analyst
	* Total Nitrogen	10.8		mg/L	0.0500	1	SM 4500-N B	01/23/2025 15:44	01/23/2025 15:50	AD
							Certifications:			

Total Organic Nitrogen(TON)

Log-in Notes:

Sample Notes:

Sample Prepared by Method: Analysis Prep for SAA

CAS No.	Parameter	Result	Flag	Units	Reported to LOQ	Dilution	Reference Method	Date/Time Prepared	Date/Time Analyzed	Analyst
TON	* Total Organic Nitrogen	0.780		mg/L	0.100	1	SM 4500-N	01/23/2025 15:44	01/23/2025 15:50	AD
							Certifications:			



Sample Information

Client Sample ID: Monitoring Well # DG 0.5

York Sample ID: 25A1074-05

<u>York Project (SDG) No.</u> 25A1074	<u>Client Project ID</u> 2501270	<u>Matrix</u> Water	<u>Collection Date/Time</u> January 16, 2025 11:50 am	<u>Date Received</u> 01/17/2025
--	-------------------------------------	------------------------	--	------------------------------------

Nitrate as N

Log-in Notes:

Sample Notes:

Sample Prepared by Method: EPA 300

CAS No.	Parameter	Result	Flag	Units	Reported to LOQ	Dilution	Reference Method	Date/Time Prepared	Date/Time Analyzed	Analyst
14797-55-8	Nitrate as N	7.90		mg/L	0.0500	1	EPA 300.0	01/17/2025 23:42	01/17/2025 23:42	DNP
							Certifications:	NELAC-NY10854,CTDOH-PH-0723,NJDEP-CT005,PADEP-68-04		

Nitrite as N

Log-in Notes:

Sample Notes:

Sample Prepared by Method: EPA 300

CAS No.	Parameter	Result	Flag	Units	Reported to LOQ	Dilution	Reference Method	Date/Time Prepared	Date/Time Analyzed	Analyst
14797-65-0	Nitrite as N	ND		mg/L	0.0500	1	EPA 300.0	01/17/2025 23:42	01/17/2025 23:42	DNP
							Certifications:	NELAC-NY10854,CTDOH-PH-0723,PADEP-68-04440		

Alkalinity, Total

Log-in Notes:

Sample Notes:

Sample Prepared by Method: Analysis Preparation

CAS No.	Parameter	Result	Flag	Units	Reported to LOQ	Dilution	Reference Method	Date/Time Prepared	Date/Time Analyzed	Analyst
14807-96-6	Alkalinity, total	16		mg/L	2.0	1	SM 2320B	01/20/2025 06:31	01/20/2025 14:04	SMM
							Certifications:	NELAC-NY10854,CTDOH-PH-0723,NJDEP-CT005,PADEP-68-04		

Ammonia Nitrogen as N

Log-in Notes:

Sample Notes:

Sample Prepared by Method: Analysis Preparation

CAS No.	Parameter	Result	Flag	Units	Reported to LOQ	Dilution	Reference Method	Date/Time Prepared	Date/Time Analyzed	Analyst
7664-41-7	Ammonia Nitrogen as N	ND		mg/L	0.0500	1	SM 4500-NH3 D	01/20/2025 09:09	01/20/2025 10:44	TCD
							Certifications:	NELAC-NY10854,CTDOH-PH-0723,NJDEP-CT005,PADEP-68-044		

Total Kjeldahl Nitrogen

Log-in Notes:

Sample Notes:

Sample Prepared by Method: Analysis Prep for SAA

CAS No.	Parameter	Result	Flag	Units	Reported to LOQ	Dilution	Reference Method	Date/Time Prepared	Date/Time Analyzed	Analyst
	Total Kjeldahl Nitrogen	1.23		mg/L	0.400	5	SM 4500-N Org D	01/20/2025 15:44	01/21/2025 15:30	TCD
							Certifications:	NELAC-NY10854,CTDOH-PH-0723,NJDEP-CT005,PADEP-68-04		

Total Nitrogen (TN)

Log-in Notes:

Sample Notes:

Sample Prepared by Method: Analysis Prep for SAA

CAS No.	Parameter	Result	Flag	Units	Reported to LOQ	Dilution	Reference Method	Date/Time Prepared	Date/Time Analyzed	Analyst
	* Total Nitrogen	9.13		mg/L	0.0500	1	SM 4500-N B	01/23/2025 15:44	01/23/2025 15:50	AD
							Certifications:			

Total Organic Nitrogen(TON)

Log-in Notes:

Sample Notes:

Sample Prepared by Method: Analysis Prep for SAA

CAS No.	Parameter	Result	Flag	Units	Reported to LOQ	Dilution	Reference Method	Date/Time Prepared	Date/Time Analyzed	Analyst
TON	* Total Organic Nitrogen	1.23		mg/L	0.100	1	SM 4500-N	01/23/2025 15:44	01/23/2025 15:50	AD
							Certifications:			



Sample Information

Client Sample ID: Monitoring Well # DG 0.5

York Sample ID: 25A1074-05

<u>York Project (SDG) No.</u> 25A1074	<u>Client Project ID</u> 2501270	<u>Matrix</u> Water	<u>Collection Date/Time</u> January 16, 2025 11:50 am	<u>Date Received</u> 01/17/2025
--	-------------------------------------	------------------------	--	------------------------------------

Sample Information

Client Sample ID: Monitoring Well # DG 1.0

York Sample ID: 25A1074-06

<u>York Project (SDG) No.</u> 25A1074	<u>Client Project ID</u> 2501270	<u>Matrix</u> Water	<u>Collection Date/Time</u> January 16, 2025 1:05 pm	<u>Date Received</u> 01/17/2025
--	-------------------------------------	------------------------	---	------------------------------------

Nitrate as N

Log-in Notes:

Sample Notes:

Sample Prepared by Method: EPA 300

CAS No.	Parameter	Result	Flag	Units	Reported to LOQ	Dilution	Reference Method	Date/Time Prepared	Date/Time Analyzed	Analyst
14797-55-8	Nitrate as N	4.50		mg/L	0.0500	1	EPA 300.0	01/18/2025 00:35	01/18/2025 00:35	DNP
							Certifications:	NELAC-NY10854,CTDOH-PH-0723,NJDEP-CT005,PADEP-68-04		

Nitrite as N

Log-in Notes:

Sample Notes:

Sample Prepared by Method: EPA 300

CAS No.	Parameter	Result	Flag	Units	Reported to LOQ	Dilution	Reference Method	Date/Time Prepared	Date/Time Analyzed	Analyst
14797-65-0	Nitrite as N	ND		mg/L	0.0500	1	EPA 300.0	01/18/2025 00:35	01/18/2025 00:35	DNP
							Certifications:	NELAC-NY10854,CTDOH-PH-0723,PADEP-68-04440		

Alkalinity, Total

Log-in Notes:

Sample Notes:

Sample Prepared by Method: Analysis Preparation

CAS No.	Parameter	Result	Flag	Units	Reported to LOQ	Dilution	Reference Method	Date/Time Prepared	Date/Time Analyzed	Analyst
14807-96-6	Alkalinity, total	100		mg/L	2.0	1	SM 2320B	01/21/2025 06:29	01/21/2025 13:06	SMM
							Certifications:	NELAC-NY10854,CTDOH-PH-0723,NJDEP-CT005,PADEP-68-04		

Ammonia Nitrogen as N

Log-in Notes:

Sample Notes:

Sample Prepared by Method: Analysis Preparation

CAS No.	Parameter	Result	Flag	Units	Reported to LOQ	Dilution	Reference Method	Date/Time Prepared	Date/Time Analyzed	Analyst
7664-41-7	Ammonia Nitrogen as N	0.143		mg/L	0.0500	1	SM 4500-NH3 D	01/20/2025 09:09	01/20/2025 10:44	TCD
							Certifications:	NELAC-NY10854,CTDOH-PH-0723,NJDEP-CT005,PADEP-68-04		

Total Kjeldahl Nitrogen

Log-in Notes:

Sample Notes:

Sample Prepared by Method: Analysis Prep for SAA

CAS No.	Parameter	Result	Flag	Units	Reported to LOQ	Dilution	Reference Method	Date/Time Prepared	Date/Time Analyzed	Analyst
	Total Kjeldahl Nitrogen	1.14		mg/L	0.400	5	SM 4500-N Org D	01/20/2025 15:44	01/21/2025 15:30	TCD
							Certifications:	NELAC-NY10854,CTDOH-PH-0723,NJDEP-CT005,PADEP-68-04		

Total Nitrogen (TN)

Log-in Notes:

Sample Notes:

Sample Prepared by Method: Analysis Prep for SAA

CAS No.	Parameter	Result	Flag	Units	Reported to LOQ	Dilution	Reference Method	Date/Time Prepared	Date/Time Analyzed	Analyst



Sample Information

Client Sample ID: Monitoring Well # DG 1.0

York Sample ID: 25A1074-06

Table with 5 columns: York Project (SDG) No., Client Project ID, Matrix, Collection Date/Time, Date Received. Values: 25A1074, 2501270, Water, January 16, 2025 1:05 pm, 01/17/2025

Total Nitrogen (TN)

Log-in Notes:

Sample Notes:

Sample Prepared by Method: Analysis Prep for SAA

Table with 11 columns: CAS No., Parameter, Result, Flag, Units, Reported to LOQ, Dilution, Reference Method, Date/Time Prepared, Date/Time Analyzed, Analyst. Row: * Total Nitrogen, 5.64, mg/L, 0.0500, 1, SM 4500-N B, 01/23/2025 15:44, 01/23/2025 15:50, AD

Total Organic Nitrogen(TON)

Log-in Notes:

Sample Notes:

Sample Prepared by Method: Analysis Prep for SAA

Table with 11 columns: CAS No., Parameter, Result, Flag, Units, Reported to LOQ, Dilution, Reference Method, Date/Time Prepared, Date/Time Analyzed, Analyst. Row: * Total Organic Nitrogen, 0.997, mg/L, 0.100, 1, SM 4500-N, 01/23/2025 15:44, 01/23/2025 15:50, AD

Sample Information

Client Sample ID: Monitoring Well # DG 1.5

York Sample ID: 25A1074-07

Table with 5 columns: York Project (SDG) No., Client Project ID, Matrix, Collection Date/Time, Date Received. Values: 25A1074, 2501270, Water, January 16, 2025 12:45 pm, 01/17/2025

Nitrate as N

Log-in Notes:

Sample Notes:

Sample Prepared by Method: EPA 300

Table with 11 columns: CAS No., Parameter, Result, Flag, Units, Reported to LOQ, Dilution, Reference Method, Date/Time Prepared, Date/Time Analyzed, Analyst. Row: Nitrate as N, 2.35, mg/L, 0.0500, 1, EPA 300.0, 01/18/2025 00:17, 01/18/2025 00:17, DNP

Nitrite as N

Log-in Notes:

Sample Notes:

Sample Prepared by Method: EPA 300

Table with 11 columns: CAS No., Parameter, Result, Flag, Units, Reported to LOQ, Dilution, Reference Method, Date/Time Prepared, Date/Time Analyzed, Analyst. Row: Nitrite as N, ND, mg/L, 0.0500, 1, EPA 300.0, 01/18/2025 00:17, 01/18/2025 00:17, DNP

Alkalinity, Total

Log-in Notes:

Sample Notes:

Sample Prepared by Method: Analysis Preparation

Table with 11 columns: CAS No., Parameter, Result, Flag, Units, Reported to LOQ, Dilution, Reference Method, Date/Time Prepared, Date/Time Analyzed, Analyst. Row: Alkalinity, total, 410, mg/L, 2.0, 1, SM 2320B, 01/21/2025 06:29, 01/21/2025 13:06, SMM

Ammonia Nitrogen as N

Log-in Notes:

Sample Notes:

Sample Prepared by Method: Analysis Preparation

Table with 11 columns: CAS No., Parameter, Result, Flag, Units, Reported to LOQ, Dilution, Reference Method, Date/Time Prepared, Date/Time Analyzed, Analyst



Sample Information

Client Sample ID: Monitoring Well # DG 1.5

York Sample ID: 25A1074-07

<u>York Project (SDG) No.</u> 25A1074	<u>Client Project ID</u> 2501270	<u>Matrix</u> Water	<u>Collection Date/Time</u> January 16, 2025 12:45 pm	<u>Date Received</u> 01/17/2025
--	-------------------------------------	------------------------	--	------------------------------------

Ammonia Nitrogen as N

Log-in Notes:

Sample Notes:

Sample Prepared by Method: Analysis Preparation

CAS No.	Parameter	Result	Flag	Units	Reported to LOQ	Dilution	Reference Method	Date/Time Prepared	Date/Time Analyzed	Analyst
7664-41-7	Ammonia Nitrogen as N	8.55		mg/L	0.0500	1	SM 4500-NH3 D	01/20/2025 09:09	01/20/2025 10:44	TCD
Certifications: NELAC-NY10854,CTDOH-PH-0723,NJDEP-CT005,PADEP-68-04										

Total Kjeldahl Nitrogen

Log-in Notes:

Sample Notes:

Sample Prepared by Method: Analysis Prep for SAA

CAS No.	Parameter	Result	Flag	Units	Reported to LOQ	Dilution	Reference Method	Date/Time Prepared	Date/Time Analyzed	Analyst
	Total Kjeldahl Nitrogen	8.55		mg/L	0.400	5	SM 4500-N Org D	01/20/2025 15:44	01/21/2025 15:30	TCD
Certifications: NELAC-NY10854,CTDOH-PH-0723,NJDEP-CT005,PADEP-68-04										

Total Nitrogen (TN)

Log-in Notes:

Sample Notes:

Sample Prepared by Method: Analysis Prep for SAA

CAS No.	Parameter	Result	Flag	Units	Reported to LOQ	Dilution	Reference Method	Date/Time Prepared	Date/Time Analyzed	Analyst
	* Total Nitrogen	10.9		mg/L	0.0500	1	SM 4500-N B	01/23/2025 15:44	01/23/2025 15:50	AD
Certifications:										

Total Organic Nitrogen(TON)

Log-in Notes:

Sample Notes:

Sample Prepared by Method: Analysis Prep for SAA

CAS No.	Parameter	Result	Flag	Units	Reported to LOQ	Dilution	Reference Method	Date/Time Prepared	Date/Time Analyzed	Analyst
TON	* Total Organic Nitrogen	ND		mg/L	0.100	1	SM 4500-N	01/23/2025 15:44	01/23/2025 15:50	AD
Certifications:										

Sample Information

Client Sample ID: Monitoring Well # DG 1.5 DPA

York Sample ID: 25A1074-08

<u>York Project (SDG) No.</u> 25A1074	<u>Client Project ID</u> 2501270	<u>Matrix</u> Water	<u>Collection Date/Time</u> January 16, 2025 12:59 pm	<u>Date Received</u> 01/17/2025
--	-------------------------------------	------------------------	--	------------------------------------

Nitrate as N

Log-in Notes:

Sample Notes:

Sample Prepared by Method: EPA 300

CAS No.	Parameter	Result	Flag	Units	Reported to LOQ	Dilution	Reference Method	Date/Time Prepared	Date/Time Analyzed	Analyst
14797-55-8	Nitrate as N	5.77		mg/L	0.0500	1	EPA 300.0	01/18/2025 00:26	01/18/2025 00:26	DNP
Certifications: NELAC-NY10854,CTDOH-PH-0723,NJDEP-CT005,PADEP-68-04										

Nitrite as N

Log-in Notes:

Sample Notes:

Sample Prepared by Method: EPA 300

CAS No.	Parameter	Result	Flag	Units	Reported to LOQ	Dilution	Reference Method	Date/Time Prepared	Date/Time Analyzed	Analyst
---------	-----------	--------	------	-------	-----------------	----------	------------------	--------------------	--------------------	---------



Sample Information

Client Sample ID: Monitoring Well # DG 1.5 DPA

York Sample ID: 25A1074-08

<u>York Project (SDG) No.</u> 25A1074	<u>Client Project ID</u> 2501270	<u>Matrix</u> Water	<u>Collection Date/Time</u> January 16, 2025 12:59 pm	<u>Date Received</u> 01/17/2025
--	-------------------------------------	------------------------	--	------------------------------------

Nitrite as N

Log-in Notes:

Sample Notes:

Sample Prepared by Method: EPA 300

CAS No.	Parameter	Result	Flag	Units	Reported to LOQ	Dilution	Reference Method	Date/Time Prepared	Date/Time Analyzed	Analyst
14797-65-0	Nitrite as N	ND		mg/L	0.0500	1	EPA 300.0 Certifications: NELAC-NY10854,CTDOH-PH-0723,PADEP-68-04440	01/18/2025 00:26	01/18/2025 00:26	DNP

Alkalinity, Total

Log-in Notes:

Sample Notes:

Sample Prepared by Method: Analysis Preparation

CAS No.	Parameter	Result	Flag	Units	Reported to LOQ	Dilution	Reference Method	Date/Time Prepared	Date/Time Analyzed	Analyst
14807-96-6	Alkalinity, total	84		mg/L	2.0	1	SM 2320B Certifications: NELAC-NY10854,CTDOH-PH-0723,NJDEP-CT005,PADEP-68-04	01/21/2025 06:29	01/21/2025 13:06	SMM

Ammonia Nitrogen as N

Log-in Notes:

Sample Notes:

Sample Prepared by Method: Analysis Preparation

CAS No.	Parameter	Result	Flag	Units	Reported to LOQ	Dilution	Reference Method	Date/Time Prepared	Date/Time Analyzed	Analyst
7664-41-7	Ammonia Nitrogen as N	0.0605		mg/L	0.0500	1	SM 4500-NH3 D Certifications: NELAC-NY10854,CTDOH-PH-0723,NJDEP-CT005,PADEP-68-04	01/20/2025 09:09	01/20/2025 10:44	TCD

Total Kjeldahl Nitrogen

Log-in Notes:

Sample Notes:

Sample Prepared by Method: Analysis Prep for SAA

CAS No.	Parameter	Result	Flag	Units	Reported to LOQ	Dilution	Reference Method	Date/Time Prepared	Date/Time Analyzed	Analyst
	Total Kjeldahl Nitrogen	1.21		mg/L	0.400	5	SM 4500-N Org D Certifications: NELAC-NY10854,CTDOH-PH-0723,NJDEP-CT005,PADEP-68-04	01/20/2025 15:44	01/21/2025 15:30	TCD

Total Nitrogen (TN)

Log-in Notes:

Sample Notes:

Sample Prepared by Method: Analysis Prep for SAA

CAS No.	Parameter	Result	Flag	Units	Reported to LOQ	Dilution	Reference Method	Date/Time Prepared	Date/Time Analyzed	Analyst
	* Total Nitrogen	6.98		mg/L	0.0500	1	SM 4500-N B Certifications:	01/23/2025 15:44	01/23/2025 15:50	AD

Total Organic Nitrogen(TON)

Log-in Notes:

Sample Notes:

Sample Prepared by Method: Analysis Prep for SAA

CAS No.	Parameter	Result	Flag	Units	Reported to LOQ	Dilution	Reference Method	Date/Time Prepared	Date/Time Analyzed	Analyst
TON	* Total Organic Nitrogen	1.15		mg/L	0.100	1	SM 4500-N Certifications:	01/23/2025 15:44	01/23/2025 15:50	AD



Sample Information

Client Sample ID: Monitoring Well # DG 1.5 DPB

York Sample ID: 25A1074-09

<u>York Project (SDG) No.</u> 25A1074	<u>Client Project ID</u> 2501270	<u>Matrix</u> Water	<u>Collection Date/Time</u> January 16, 2025 1:06 pm	<u>Date Received</u> 01/17/2025
--	-------------------------------------	------------------------	---	------------------------------------

Nitrate as N

Log-in Notes:

Sample Notes:

Sample Prepared by Method: EPA 300

CAS No.	Parameter	Result	Flag	Units	Reported to LOQ	Dilution	Reference Method	Date/Time Prepared	Date/Time Analyzed	Analyst
14797-55-8	Nitrate as N	7.70		mg/L	0.0500	1	EPA 300.0	01/18/2025 00:43	01/18/2025 00:43	DNP
Certifications: NELAC-NY10854,CTDOH-PH-0723,NJDEP-CT005,PADEP-68-04										

Nitrite as N

Log-in Notes:

Sample Notes:

Sample Prepared by Method: EPA 300

CAS No.	Parameter	Result	Flag	Units	Reported to LOQ	Dilution	Reference Method	Date/Time Prepared	Date/Time Analyzed	Analyst
14797-65-0	Nitrite as N	ND		mg/L	0.0500	1	EPA 300.0	01/18/2025 00:43	01/18/2025 00:43	DNP
Certifications: NELAC-NY10854,CTDOH-PH-0723,PADEP-68-04440										

Alkalinity, Total

Log-in Notes:

Sample Notes:

Sample Prepared by Method: Analysis Preparation

CAS No.	Parameter	Result	Flag	Units	Reported to LOQ	Dilution	Reference Method	Date/Time Prepared	Date/Time Analyzed	Analyst
14807-96-6	Alkalinity, total	84		mg/L	2.0	1	SM 2320B	01/21/2025 06:29	01/21/2025 13:06	SMM
Certifications: NELAC-NY10854,CTDOH-PH-0723,NJDEP-CT005,PADEP-68-04										

Ammonia Nitrogen as N

Log-in Notes:

Sample Notes:

Sample Prepared by Method: Analysis Preparation

CAS No.	Parameter	Result	Flag	Units	Reported to LOQ	Dilution	Reference Method	Date/Time Prepared	Date/Time Analyzed	Analyst
7664-41-7	Ammonia Nitrogen as N	0.0544		mg/L	0.0500	1	SM 4500-NH3 D	01/20/2025 09:09	01/20/2025 10:44	TCD
Certifications: NELAC-NY10854,CTDOH-PH-0723,NJDEP-CT005,PADEP-68-04										

Total Kjeldahl Nitrogen

Log-in Notes:

Sample Notes:

Sample Prepared by Method: Analysis Prep for SAA

CAS No.	Parameter	Result	Flag	Units	Reported to LOQ	Dilution	Reference Method	Date/Time Prepared	Date/Time Analyzed	Analyst
	Total Kjeldahl Nitrogen	0.930		mg/L	0.400	5	SM 4500-N Org D	01/20/2025 15:44	01/21/2025 15:30	TCD
Certifications: NELAC-NY10854,CTDOH-PH-0723,NJDEP-CT005,PADEP-68-04										

Total Nitrogen (TN)

Log-in Notes:

Sample Notes:

Sample Prepared by Method: Analysis Prep for SAA

CAS No.	Parameter	Result	Flag	Units	Reported to LOQ	Dilution	Reference Method	Date/Time Prepared	Date/Time Analyzed	Analyst
	* Total Nitrogen	8.63		mg/L	0.0500	1	SM 4500-N B	01/23/2025 15:44	01/23/2025 15:50	AD
Certifications:										

Total Organic Nitrogen(TON)

Log-in Notes:

Sample Notes:

Sample Prepared by Method: Analysis Prep for SAA

CAS No.	Parameter	Result	Flag	Units	Reported to LOQ	Dilution	Reference Method	Date/Time Prepared	Date/Time Analyzed	Analyst
TON	* Total Organic Nitrogen	0.876		mg/L	0.100	1	SM 4500-N	01/23/2025 15:44	01/23/2025 15:50	AD
Certifications:										



Sample Information

Client Sample ID: Monitoring Well # DG 1.5 DPB

York Sample ID: 25A1074-09

<u>York Project (SDG) No.</u> 25A1074	<u>Client Project ID</u> 2501270	<u>Matrix</u> Water	<u>Collection Date/Time</u> January 16, 2025 1:06 pm	<u>Date Received</u> 01/17/2025
--	-------------------------------------	------------------------	---	------------------------------------

Sample Information

Client Sample ID: Monitoring Well # DG 1.5 DPC

York Sample ID: 25A1074-10

<u>York Project (SDG) No.</u> 25A1074	<u>Client Project ID</u> 2501270	<u>Matrix</u> Water	<u>Collection Date/Time</u> January 16, 2025 1:15 pm	<u>Date Received</u> 01/17/2025
--	-------------------------------------	------------------------	---	------------------------------------

Nitrate as N

Log-in Notes:

Sample Notes:

Sample Prepared by Method: EPA 300

CAS No.	Parameter	Result	Flag	Units	Reported to LOQ	Dilution	Reference Method	Date/Time Prepared	Date/Time Analyzed	Analyst
14797-55-8	Nitrate as N	10.6		mg/L	0.0500	1	EPA 300.0	01/18/2025 00:52	01/18/2025 00:52	DNP
Certifications: NELAC-NY10854,CTDOH-PH-0723,NJDEP-CT005,PADEP-68-04										

Nitrite as N

Log-in Notes:

Sample Notes:

Sample Prepared by Method: EPA 300

CAS No.	Parameter	Result	Flag	Units	Reported to LOQ	Dilution	Reference Method	Date/Time Prepared	Date/Time Analyzed	Analyst
14797-65-0	Nitrite as N	ND		mg/L	0.0500	1	EPA 300.0	01/18/2025 00:52	01/18/2025 00:52	DNP
Certifications: NELAC-NY10854,CTDOH-PH-0723,PADEP-68-0444										

Alkalinity, Total

Log-in Notes:

Sample Notes:

Sample Prepared by Method: Analysis Preparation

CAS No.	Parameter	Result	Flag	Units	Reported to LOQ	Dilution	Reference Method	Date/Time Prepared	Date/Time Analyzed	Analyst
14807-96-6	Alkalinity, total	32		mg/L	2.0	1	SM 2320B	01/21/2025 06:29	01/21/2025 13:06	SMM
Certifications: NELAC-NY10854,CTDOH-PH-0723,NJDEP-CT005,PADEP-68-04										

Ammonia Nitrogen as N

Log-in Notes:

Sample Notes:

Sample Prepared by Method: Analysis Preparation

CAS No.	Parameter	Result	Flag	Units	Reported to LOQ	Dilution	Reference Method	Date/Time Prepared	Date/Time Analyzed	Analyst
7664-41-7	Ammonia Nitrogen as N	ND		mg/L	0.0500	1	SM 4500-NH3 D	01/20/2025 09:09	01/20/2025 10:44	TCD
Certifications: NELAC-NY10854,CTDOH-PH-0723,NJDEP-CT005,PADEP-68-044										

Total Kjeldahl Nitrogen

Log-in Notes:

Sample Notes:

Sample Prepared by Method: Analysis Prep for SAA

CAS No.	Parameter	Result	Flag	Units	Reported to LOQ	Dilution	Reference Method	Date/Time Prepared	Date/Time Analyzed	Analyst
	Total Kjeldahl Nitrogen	1.63		mg/L	0.400	5	SM 4500-N Org D	01/20/2025 15:44	01/21/2025 15:30	TCD
Certifications: NELAC-NY10854,CTDOH-PH-0723,NJDEP-CT005,PADEP-68-04										

Total Nitrogen (TN)

Log-in Notes:

Sample Notes:

Sample Prepared by Method: Analysis Prep for SAA

CAS No.	Parameter	Result	Flag	Units	Reported to LOQ	Dilution	Reference Method	Date/Time Prepared	Date/Time Analyzed	Analyst
---------	-----------	--------	------	-------	-----------------	----------	------------------	--------------------	--------------------	---------



Sample Information

Client Sample ID: Monitoring Well # DG 1.5 DPC

York Sample ID: 25A1074-10

<u>York Project (SDG) No.</u> 25A1074	<u>Client Project ID</u> 2501270	<u>Matrix</u> Water	<u>Collection Date/Time</u> January 16, 2025 1:15 pm	<u>Date Received</u> 01/17/2025
--	-------------------------------------	------------------------	---	------------------------------------

Total Nitrogen (TN)

Log-in Notes:

Sample Notes:

Sample Prepared by Method: Analysis Prep for SAA

CAS No.	Parameter	Result	Flag	Units	Reported to LOQ	Dilution	Reference Method	Date/Time Prepared	Date/Time Analyzed	Analyst
* Total Nitrogen		12.2		mg/L	0.0500	1	SM 4500-N B	01/23/2025 15:44	01/23/2025 15:50	AD

Certifications:

Total Organic Nitrogen(TON)

Log-in Notes:

Sample Notes:

Sample Prepared by Method: Analysis Prep for SAA

CAS No.	Parameter	Result	Flag	Units	Reported to LOQ	Dilution	Reference Method	Date/Time Prepared	Date/Time Analyzed	Analyst
TON * Total Organic Nitrogen		1.63		mg/L	0.100	1	SM 4500-N	01/23/2025 15:44	01/23/2025 15:50	AD

Certifications:

Sample Information

Client Sample ID: Monitoring Well # DG 2.0

York Sample ID: 25A1074-11

<u>York Project (SDG) No.</u> 25A1074	<u>Client Project ID</u> 2501270	<u>Matrix</u> Water	<u>Collection Date/Time</u> January 16, 2025 12:20 pm	<u>Date Received</u> 01/17/2025
--	-------------------------------------	------------------------	--	------------------------------------

Nitrate as N

Log-in Notes:

Sample Notes:

Sample Prepared by Method: EPA 300

CAS No.	Parameter	Result	Flag	Units	Reported to LOQ	Dilution	Reference Method	Date/Time Prepared	Date/Time Analyzed	Analyst
14797-55-8	Nitrate as N	ND		mg/L	0.0500	1	EPA 300.0	01/18/2025 00:00	01/18/2025 00:00	DNP

Certifications: NELAC-NY10854,CTDOH-PH-0723,NJDEP-CT005,PADEP-68-044

Nitrite as N

Log-in Notes:

Sample Notes:

Sample Prepared by Method: EPA 300

CAS No.	Parameter	Result	Flag	Units	Reported to LOQ	Dilution	Reference Method	Date/Time Prepared	Date/Time Analyzed	Analyst
14797-65-0	Nitrite as N	ND		mg/L	0.0500	1	EPA 300.0	01/18/2025 00:00	01/18/2025 00:00	DNP

Certifications: NELAC-NY10854,CTDOH-PH-0723,PADEP-68-04440

Alkalinity, Total

Log-in Notes:

Sample Notes:

Sample Prepared by Method: Analysis Preparation

CAS No.	Parameter	Result	Flag	Units	Reported to LOQ	Dilution	Reference Method	Date/Time Prepared	Date/Time Analyzed	Analyst
14807-96-6	Alkalinity, total	320		mg/L	2.0	1	SM 2320B	01/20/2025 06:31	01/20/2025 14:04	SMM

Certifications: NELAC-NY10854,CTDOH-PH-0723,NJDEP-CT005,PADEP-68-04

Ammonia Nitrogen as N

Log-in Notes:

Sample Notes:

Sample Prepared by Method: Analysis Preparation

CAS No.	Parameter	Result	Flag	Units	Reported to LOQ	Dilution	Reference Method	Date/Time Prepared	Date/Time Analyzed	Analyst
---------	-----------	--------	------	-------	-----------------	----------	------------------	--------------------	--------------------	---------



Sample Information

Client Sample ID: Monitoring Well # DG 2.0

York Sample ID: 25A1074-11

<u>York Project (SDG) No.</u> 25A1074	<u>Client Project ID</u> 2501270	<u>Matrix</u> Water	<u>Collection Date/Time</u> January 16, 2025 12:20 pm	<u>Date Received</u> 01/17/2025
--	-------------------------------------	------------------------	--	------------------------------------

Ammonia Nitrogen as N

Log-in Notes:

Sample Notes:

Sample Prepared by Method: Analysis Preparation

CAS No.	Parameter	Result	Flag	Units	Reported to LOQ	Dilution	Reference Method	Date/Time Prepared	Date/Time Analyzed	Analyst
7664-41-7	Ammonia Nitrogen as N	6.15		mg/L	0.0500	1	SM 4500-NH3 D	01/20/2025 09:09	01/20/2025 10:44	TCD
Certifications: NELAC-NY10854,CTDOH-PH-0723,NJDEP-CT005,PADEP-68-04										

Total Kjeldahl Nitrogen

Log-in Notes:

Sample Notes:

Sample Prepared by Method: Analysis Prep for SAA

CAS No.	Parameter	Result	Flag	Units	Reported to LOQ	Dilution	Reference Method	Date/Time Prepared	Date/Time Analyzed	Analyst
	Total Kjeldahl Nitrogen	6.40		mg/L	0.400	5	SM 4500-N Org D	01/20/2025 15:44	01/21/2025 15:30	TCD
Certifications: NELAC-NY10854,CTDOH-PH-0723,NJDEP-CT005,PADEP-68-04										

Total Nitrogen (TN)

Log-in Notes:

Sample Notes:

Sample Prepared by Method: Analysis Prep for SAA

CAS No.	Parameter	Result	Flag	Units	Reported to LOQ	Dilution	Reference Method	Date/Time Prepared	Date/Time Analyzed	Analyst
	* Total Nitrogen	6.40		mg/L	0.0500	1	SM 4500-N B	01/23/2025 15:44	01/23/2025 15:50	AD
Certifications:										

Total Organic Nitrogen(TON)

Log-in Notes:

Sample Notes:

Sample Prepared by Method: Analysis Prep for SAA

CAS No.	Parameter	Result	Flag	Units	Reported to LOQ	Dilution	Reference Method	Date/Time Prepared	Date/Time Analyzed	Analyst
TON	* Total Organic Nitrogen	0.250		mg/L	0.100	1	SM 4500-N	01/23/2025 15:44	01/23/2025 15:50	AD
Certifications:										

Sample Information

Client Sample ID: Monitoring Well # DG 3.0

York Sample ID: 25A1074-12

<u>York Project (SDG) No.</u> 25A1074	<u>Client Project ID</u> 2501270	<u>Matrix</u> Water	<u>Collection Date/Time</u> January 16, 2025 1:35 pm	<u>Date Received</u> 01/17/2025
--	-------------------------------------	------------------------	---	------------------------------------

Nitrate as N

Log-in Notes:

Sample Notes:

Sample Prepared by Method: EPA 300

CAS No.	Parameter	Result	Flag	Units	Reported to LOQ	Dilution	Reference Method	Date/Time Prepared	Date/Time Analyzed	Analyst
14797-55-8	Nitrate as N	0.0580		mg/L	0.0500	1	EPA 300.0	01/18/2025 01:18	01/18/2025 01:18	DNP
Certifications: NELAC-NY10854,CTDOH-PH-0723,NJDEP-CT005,PADEP-68-04										

Nitrite as N

Log-in Notes:

Sample Notes:

Sample Prepared by Method: EPA 300

CAS No.	Parameter	Result	Flag	Units	Reported to LOQ	Dilution	Reference Method	Date/Time Prepared	Date/Time Analyzed	Analyst
---------	-----------	--------	------	-------	-----------------	----------	------------------	--------------------	--------------------	---------



Sample Information

Client Sample ID: Monitoring Well # DG 3.0

York Sample ID: 25A1074-12

<u>York Project (SDG) No.</u> 25A1074	<u>Client Project ID</u> 2501270	<u>Matrix</u> Water	<u>Collection Date/Time</u> January 16, 2025 1:35 pm	<u>Date Received</u> 01/17/2025
--	-------------------------------------	------------------------	---	------------------------------------

Nitrite as N

Log-in Notes:

Sample Notes:

Sample Prepared by Method: EPA 300

CAS No.	Parameter	Result	Flag	Units	Reported to LOQ	Dilution	Reference Method	Date/Time Prepared	Date/Time Analyzed	Analyst
14797-65-0	Nitrite as N	ND		mg/L	0.0500	1	EPA 300.0 Certifications: NELAC-NY10854,CTDOH-PH-0723,PADEP-68-04440	01/18/2025 01:18	01/18/2025 01:18	DNP

Alkalinity, Total

Log-in Notes:

Sample Notes:

Sample Prepared by Method: Analysis Preparation

CAS No.	Parameter	Result	Flag	Units	Reported to LOQ	Dilution	Reference Method	Date/Time Prepared	Date/Time Analyzed	Analyst
14807-96-6	Alkalinity, total	260		mg/L	2.0	1	SM 2320B Certifications: NELAC-NY10854,CTDOH-PH-0723,NJDEP-CT005,PADEP-68-04	01/21/2025 06:29	01/21/2025 13:06	SMM

Ammonia Nitrogen as N

Log-in Notes:

Sample Notes:

Sample Prepared by Method: Analysis Preparation

CAS No.	Parameter	Result	Flag	Units	Reported to LOQ	Dilution	Reference Method	Date/Time Prepared	Date/Time Analyzed	Analyst
7664-41-7	Ammonia Nitrogen as N	1.23		mg/L	0.0500	1	SM 4500-NH3 D Certifications: NELAC-NY10854,CTDOH-PH-0723,NJDEP-CT005,PADEP-68-04	01/20/2025 09:09	01/20/2025 10:44	TCD

Total Kjeldahl Nitrogen

Log-in Notes:

Sample Notes:

Sample Prepared by Method: Analysis Prep for SAA

CAS No.	Parameter	Result	Flag	Units	Reported to LOQ	Dilution	Reference Method	Date/Time Prepared	Date/Time Analyzed	Analyst
	Total Kjeldahl Nitrogen	1.70		mg/L	0.400	5	SM 4500-N Org D Certifications: NELAC-NY10854,CTDOH-PH-0723,NJDEP-CT005,PADEP-68-04	01/20/2025 15:44	01/21/2025 15:30	TCD

Total Nitrogen (TN)

Log-in Notes:

Sample Notes:

Sample Prepared by Method: Analysis Prep for SAA

CAS No.	Parameter	Result	Flag	Units	Reported to LOQ	Dilution	Reference Method	Date/Time Prepared	Date/Time Analyzed	Analyst
	* Total Nitrogen	1.76		mg/L	0.0500	1	SM 4500-N B Certifications:	01/23/2025 15:44	01/23/2025 15:50	AD

Total Organic Nitrogen(TON)

Log-in Notes:

Sample Notes:

Sample Prepared by Method: Analysis Prep for SAA

CAS No.	Parameter	Result	Flag	Units	Reported to LOQ	Dilution	Reference Method	Date/Time Prepared	Date/Time Analyzed	Analyst
TON	* Total Organic Nitrogen	0.470		mg/L	0.100	1	SM 4500-N Certifications:	01/23/2025 15:44	01/23/2025 15:50	AD



Analytical Batch Summary

Batch ID: BA51100 **Preparation Method:** Analysis Preparation **Prepared By:** SMM

YORK Sample ID	Client Sample ID	Preparation Date
25A1074-01	Monitoring Well # BG1	01/20/25
25A1074-02	Monitoring Well # BG2	01/20/25
25A1074-03	Monitoring Well # DF1	01/20/25
25A1074-04	Monitoring Well # DF3	01/20/25
25A1074-05	Monitoring Well # DG 0.5	01/20/25
25A1074-11	Monitoring Well # DG 2.0	01/20/25
BA51100-DUP1	Duplicate	01/20/25
BA51100-SRM1	Reference	01/20/25

Batch ID: BA51104 **Preparation Method:** Analysis Preparation **Prepared By:** TCD

YORK Sample ID	Client Sample ID	Preparation Date
25A1074-01	Monitoring Well # BG1	01/20/25
25A1074-02	Monitoring Well # BG2	01/20/25
25A1074-03	Monitoring Well # DF1	01/20/25
25A1074-04	Monitoring Well # DF3	01/20/25
25A1074-05	Monitoring Well # DG 0.5	01/20/25
25A1074-06	Monitoring Well # DG 1.0	01/20/25
25A1074-07	Monitoring Well # DG 1.5	01/20/25
25A1074-08	Monitoring Well # DG 1.5 DPA	01/20/25
25A1074-09	Monitoring Well # DG 1.5 DPB	01/20/25
25A1074-10	Monitoring Well # DG 1.5 DPC	01/20/25
25A1074-11	Monitoring Well # DG 2.0	01/20/25
25A1074-12	Monitoring Well # DG 3.0	01/20/25
BA51104-BLK1	Blank	01/20/25
BA51104-BS1	LCS	01/20/25

Batch ID: BA51133 **Preparation Method:** Analysis Prep for SAA **Prepared By:** TCD

YORK Sample ID	Client Sample ID	Preparation Date
25A1074-01	Monitoring Well # BG1	01/20/25
25A1074-02	Monitoring Well # BG2	01/20/25
25A1074-03	Monitoring Well # DF1	01/20/25
25A1074-04	Monitoring Well # DF3	01/20/25
25A1074-05	Monitoring Well # DG 0.5	01/20/25
25A1074-06	Monitoring Well # DG 1.0	01/20/25
25A1074-07	Monitoring Well # DG 1.5	01/20/25
25A1074-08	Monitoring Well # DG 1.5 DPA	01/20/25
25A1074-09	Monitoring Well # DG 1.5 DPB	01/20/25
25A1074-10	Monitoring Well # DG 1.5 DPC	01/20/25
25A1074-11	Monitoring Well # DG 2.0	01/20/25
25A1074-12	Monitoring Well # DG 3.0	01/20/25
BA51133-BLK1	Blank	01/20/25
BA51133-BS1	LCS	01/20/25
BA51133-DUP1	Duplicate	01/20/25



BA51133-MS1

Matrix Spike

01/20/25

Batch ID: BA51150

Preparation Method: EPA 300

Prepared By: DNP

YORK Sample ID	Client Sample ID	Preparation Date
25A1074-01	Monitoring Well # BG1	01/17/25
25A1074-02	Monitoring Well # BG2	01/17/25
25A1074-03	Monitoring Well # DF1	01/17/25
25A1074-04	Monitoring Well # DF3	01/18/25
25A1074-05	Monitoring Well # DG 0.5	01/17/25
25A1074-06	Monitoring Well # DG 1.0	01/18/25
25A1074-07	Monitoring Well # DG 1.5	01/18/25
25A1074-08	Monitoring Well # DG 1.5 DPA	01/18/25
25A1074-09	Monitoring Well # DG 1.5 DPB	01/18/25
25A1074-10	Monitoring Well # DG 1.5 DPC	01/18/25
25A1074-11	Monitoring Well # DG 2.0	01/18/25
25A1074-12	Monitoring Well # DG 3.0	01/18/25
BA51150-BLK1	Blank	01/17/25
BA51150-BS1	LCS	01/17/25

Batch ID: BA51175

Preparation Method: Analysis Preparation

Prepared By: SMM

YORK Sample ID	Client Sample ID	Preparation Date
25A1074-06	Monitoring Well # DG 1.0	01/21/25
25A1074-07	Monitoring Well # DG 1.5	01/21/25
25A1074-08	Monitoring Well # DG 1.5 DPA	01/21/25
25A1074-09	Monitoring Well # DG 1.5 DPB	01/21/25
25A1074-10	Monitoring Well # DG 1.5 DPC	01/21/25
25A1074-12	Monitoring Well # DG 3.0	01/21/25
BA51175-DUP1	Duplicate	01/21/25
BA51175-SRM1	Reference	01/21/25

Batch ID: BA51212

Preparation Method: EPA 300

Prepared By: DNP

YORK Sample ID	Client Sample ID	Preparation Date
25A1074-01	Monitoring Well # BG1	01/18/25
BA51212-BLK1	Blank	01/18/25
BA51212-BS1	LCS	01/18/25

Batch ID: BA51378

Preparation Method: Analysis Prep for SAA

Prepared By: AD

YORK Sample ID	Client Sample ID	Preparation Date
25A1074-01	Monitoring Well # BG1	01/23/25
25A1074-02	Monitoring Well # BG2	01/23/25
25A1074-03	Monitoring Well # DF1	01/23/25
25A1074-04	Monitoring Well # DF3	01/23/25
25A1074-05	Monitoring Well # DG 0.5	01/23/25
25A1074-06	Monitoring Well # DG 1.0	01/23/25
25A1074-07	Monitoring Well # DG 1.5	01/23/25



25A1074-08	Monitoring Well # DG 1.5 DPA	01/23/25
25A1074-09	Monitoring Well # DG 1.5 DPB	01/23/25
25A1074-10	Monitoring Well # DG 1.5 DPC	01/23/25
25A1074-11	Monitoring Well # DG 2.0	01/23/25
25A1074-12	Monitoring Well # DG 3.0	01/23/25



Anions by Ion Chromatography - Quality Control Data
York Analytical Laboratories, Inc. - Stratford

Analyte	Result	Reporting Limit	Units	Spike Level	Source* Result	%REC	%REC Limits	Flag	RPD	RPD Limit	Flag
Batch BA51150 - EPA 300											
Blank (BA51150-BLK1)										Prepared & Analyzed: 01/17/2025	
Nitrate as N	ND	0.0500	mg/L								
Nitrite as N	ND	0.0500	"								
LCS (BA51150-BS1)										Prepared & Analyzed: 01/17/2025	
Nitrate as N	10.7	0.0500	mg/L	10.0		107	90-110				
Nitrite as N	10.4	0.0500	"	10.0		104	90-110				
Batch BA51212 - EPA 300											
Blank (BA51212-BLK1)										Prepared & Analyzed: 01/18/2025	
Nitrate as N	ND	0.0500	mg/L								
LCS (BA51212-BS1)										Prepared & Analyzed: 01/18/2025	
Nitrate as N	10.6	0.0500	mg/L	10.0		106	90-110				



Wet Chemistry Parameters - Quality Control Data
York Analytical Laboratories, Inc. - Stratford

Analyte	Result	Reporting Limit	Units	Spike Level	Source* Result	%REC	%REC Limits	Flag	RPD	RPD Limit	Flag
Batch BA51100 - Analysis Preparation											
Duplicate (BA51100-DUP1)	*Source sample: 25A1074-05 (Monitoring Well # DG 0.5)						Prepared & Analyzed: 01/20/2025				
Alkalinity, total	16	2.0	mg/L		16				0.00	15	
Reference (BA51100-SRM1)							Prepared & Analyzed: 01/20/2025				
Alkalinity, total	52	2.0	mg/L	53.5		97.2	90-110				
Batch BA51104 - Analysis Preparation											
Blank (BA51104-BLK1)							Prepared & Analyzed: 01/20/2025				
Ammonia Nitrogen as N	ND	0.0500	mg/L								
LCS (BA51104-BS1)							Prepared & Analyzed: 01/20/2025				
Ammonia Nitrogen as N	1.04	0.0500	mg/L	1.00		104	85-125				
Batch BA51133 - Analysis Prep for SAA											
Blank (BA51133-BLK1)							Prepared: 01/20/2025 Analyzed: 01/21/2025				
Total Kjeldahl Nitrogen	ND	0.400	mg/L								
LCS (BA51133-BS1)							Prepared: 01/20/2025 Analyzed: 01/21/2025				
Total Kjeldahl Nitrogen	5.25		mg/L	5.00		105	70-130				
Duplicate (BA51133-DUP1)	*Source sample: 25A1074-01 (Monitoring Well # BG1)						Prepared: 01/20/2025 Analyzed: 01/21/2025				
Total Kjeldahl Nitrogen	1.20	0.400	mg/L		1.26				4.46	20	
Matrix Spike (BA51133-MS1)	*Source sample: 25A1074-01 (Monitoring Well # BG1)						Prepared: 01/20/2025 Analyzed: 01/21/2025				
Total Kjeldahl Nitrogen	6.15	0.400	mg/L	5.00	1.26	97.8	70-130				



Wet Chemistry Parameters - Quality Control Data
York Analytical Laboratories, Inc. - Stratford

Analyte	Result	Reporting Limit	Units	Spike Level	Source* Result	%REC	%REC Limits	Flag	RPD	RPD Limit	Flag
---------	--------	--------------------	-------	----------------	-------------------	------	----------------	------	-----	--------------	------

Batch BA51175 - Analysis Preparation

Duplicate (BA51175-DUP1)		*Source sample: 25A1074-10 (Monitoring Well # DG 1.5 DPC)						Prepared & Analyzed: 01/21/2025			
Alkalinity, total	36	2.0	mg/L		32				11.8	15	
Reference (BA51175-SRM1)								Prepared & Analyzed: 01/21/2025			
Alkalinity, total	52	2.0	mg/L		53.5	97.2	90-110				



Sample and Data Qualifiers Relating to This Work Order

Definitions and Other Explanations

*	Analyte is not certified or the state of the samples origination does not offer certification for the Analyte.
ND	NOT DETECTED - the analyte is not detected at the Reported to level (LOQ/RL or LOD/MDL)
RL	REPORTING LIMIT - the minimum reportable value based upon the lowest point in the analyte calibration curve.
LOQ	LIMIT OF QUANTITATION - the minimum concentration of a target analyte that can be reported within a specified degree of confidence. This is the lowest point in an analyte calibration curve that has been subjected to all steps of the processing/analysis and verified to meet defined criteria. This is based upon NELAC 2009 Standards and applies to all analyses.
LOD	LIMIT OF DETECTION - a verified estimate of the minimum concentration of a substance in a given matrix that an analytical process can reliably detect. This is based upon NELAC 2009 Standards and applies to all analyses conducted under the auspices of EPA SW-846.
MDL	METHOD DETECTION LIMIT - a statistically derived estimate of the minimum amount of a substance an analytical system can reliably detect with a 99% confidence that the concentration of the substance is greater than zero. This is based upon 40 CFR Part 136 Appendix B and applies only to EPA 600 and 200 series methods.
Reported to	This indicates that the data for a particular analysis is reported to either the LOD/MDL, or the LOQ/RL. In cases where the "Reported to" is located above the LOD/MDL, any value between this and the LOQ represents an estimated value which is "J" flagged accordingly. This applies to volatile and semi-volatile target compounds only.
NR	Not reported
RPD	Relative Percent Difference
Wet	The data has been reported on an as-received (wet weight) basis
Low Bias	Low Bias flag indicates that the recovery of the flagged analyte is below the laboratory or regulatory lower control limit. The data user should take note that this analyte may be biased low but should evaluate multiple lines of evidence including the LCS and site-specific MS/MSD data to draw bias conclusions. In cases where no site-specific MS/MSD was requested, only the LCS data can be used to evaluate such bias.
High Bias	High Bias flag indicates that the recovery of the flagged analyte is above the laboratory or regulatory upper control limit. The data user should take note that this analyte may be biased high but should evaluate multiple lines of evidence including the LCS and site-specific MS/MSD data to draw bias conclusions. In cases where no site-specific MS/MSD was requested, only the LCS data can be used to evaluate such bias.
Non-Dir.	Non-dir. flag (Non-Directional Bias) indicates that the Relative Percent Difference (RPD) (a measure of precision) among the MS and MSD data is outside the laboratory or regulatory control limit. This alerts the data user where the MS and MSD are from site-specific samples that the RPD is high due to either non-homogeneous distribution of target analyte between the MS/MSD or indicates poor reproducibility for other reasons.

If EPA SW-846 method 8270 is included herein it is noted that the target compound N-nitrosodiphenylamine (NDPA) decomposes in the gas chromatographic inlet and cannot be separated from diphenylamine (DPA). These results could actually represent 100% DPA, 100% NDPA or some combination of the two. For this reason, York reports the combined result for n-nitrosodiphenylamine and diphenylamine for either of these compounds as a combined concentration as Diphenylamine.

If Total PCBs are detected and the target aroclors reported are "Not detected", the Total PCB value is reported due to the presence of either or both Aroclors 1262 and 1268 which are non-target aroclors for some regulatory lists.

2-chloroethylvinyl ether readily breaks down under acidic conditions. Samples that are acid preserved, including standards will exhibit breakdown. The data user should take note.

Certification for pH is no longer offered by NYDOH ELAP.

Semi-Volatile and Volatile analyses are reported down to the LOD/MDL, with values between the LOD/MDL and the LOQ being "J" flagged as estimated results.

For analyses by EPA SW-846-8270D, the Limit of Quantitation (LOQ) reported for benzidine is based upon the lowest standard used for calibration and is not a verified LOQ due to this compound's propensity for oxidative losses during extraction/concentration procedures and non-reproducible chromatographic performance.

Field Chain-of-Custody Record 25A1074

Company Name MAXIMUM ENVIRONMENTAL 1170 LINCOLN AVENUE, SUITE 4 HOLBROOK, NY 11741		Report to: SAME		Invoice to: ATTN ACCOUNTS PAYABLE		Project ID/No. 2501270 Canoe Place Inn Monitoring Well Samples		Samples Collected by (signature) <i>CLIENT</i>	
Sample No.	Location/ID	Date Sampled	Time Sampled	Sample Matrix			Analyses Requested	Container Desc.	
				Water	Soil	Air			Other
001	Monitoring Well # BG1	01/16/25	12:13 PM	X			Ammonia, Nitrate, Nitrite, Total Kjeldahl Nitrogen, Total Nitrogen, Total Organic Nitrogen, Alkalinity (NO HEADSPACE)	1-500 mL, 1-250 mL, 1-500 mL H2SO4	
002	Monitoring Well # BG2	01/16/25	11:00 AM	X			Ammonia, Nitrate, Nitrite, Total Kjeldahl Nitrogen, Total Nitrogen, Total Organic Nitrogen, Alkalinity (NO HEADSPACE)	1-500 mL, 1-250 mL, 1-500 mL H2SO4	
003	Monitoring Well # DF1	01/16/25	11:25 AM	X			Ammonia, Nitrate, Nitrite, Total Kjeldahl Nitrogen, Total Nitrogen, Total Organic Nitrogen, Alkalinity (NO HEADSPACE)	1-500 mL, 1-250 mL, 1-500 mL H2SO4	
004	Monitoring Well # DF3	01/16/25	12:39 PM	X			Ammonia, Nitrate, Nitrite, Total Kjeldahl Nitrogen, Total Nitrogen, Total Organic Nitrogen, Alkalinity (NO HEADSPACE)	1-500 mL, 1-250 mL, 1-500 mL H2SO4	
005	Monitoring Well # DG 0.5	01/16/25	11:50 AM	X			Ammonia, Nitrate, Nitrite, Total Kjeldahl Nitrogen, Total Nitrogen, Total Organic Nitrogen, Alkalinity (NO HEADSPACE)	1-500 mL, 1-250 mL, 1-500 mL H2SO4	
006	Monitoring Well # DG 1.0	01/16/25	1:05 PM	X			Ammonia, Nitrate, Nitrite, Total Kjeldahl Nitrogen, Total Nitrogen, Total Organic Nitrogen, Alkalinity (NO HEADSPACE)	1-500 mL, 1-250 mL, 1-500 mL H2SO4	
007	Monitoring Well # DG 1.5	01/16/25	12:45 PM	X			Ammonia, Nitrate, Nitrite, Total Kjeldahl Nitrogen, Total Nitrogen, Total Organic Nitrogen, Alkalinity (NO HEADSPACE)	1-500 mL, 1-250 mL, 1-500 mL H2SO4	
008	Monitoring Well # DG 1.5 DPA	01/16/25	12:59 PM	X			Ammonia, Nitrate, Nitrite, Total Kjeldahl Nitrogen, Total Nitrogen, Total Organic Nitrogen, Alkalinity (NO HEADSPACE)	1-500 mL, 1-250 mL, 1-500 mL H2SO4	
009	Monitoring Well # DG 1.5 DPB	01/16/25	1:06 PM	X			Ammonia, Nitrate, Nitrite, Total Kjeldahl Nitrogen, Total Nitrogen, Total Organic Nitrogen, Alkalinity (NO HEADSPACE)	1-500 mL, 1-250 mL, 1-500 mL H2SO4	
010	Monitoring Well # DG 1.5 DPC	01/16/25	1:15 PM	X			Ammonia, Nitrate, Nitrite, Total Kjeldahl Nitrogen, Total Nitrogen, Total Organic Nitrogen, Alkalinity (NO HEADSPACE)	1-500 mL, 1-250 mL, 1-500 mL H2SO4	

Chain-of-Custody Record		Samples Relinquished by: <i>M. Babin</i> 1/17/25 Date/Time: 11/17/25 17:05 Samples received by: <i>K. Babcock</i> Date/Time: 11/17/25 17:05	
Bottles Relinquished from Lab by: _____ Date/Time: _____		Bottles received in field by: _____ Date/Time: _____	
Comments/Special Instructions USE LOCATION ID AS SAMPLE ID Total # of Bottles for this PROJECT (COC This Page) : 30 Bottles Turn-Around Time Requested- Specify Date Expected: _____ if RUSH Requested: DATE DUE FOR RUSH: 1.35			

Please prepare a QA Summary Report

ANALYTICAL LABORATORIES, INC.
 120 RESEARCH DRIVE
 STRATFORD, CT 06615
 203.325.1371 FAX 203.357-0168

Field Chain-of-Custody Record

25A1074

Company Name MAXIMUM ENVIRONMENTAL 1170 LINCOLN AVENUE, SUITE 4 HOLBROOK, NY 11741		Report to: SAME		Invoice to: ATTN ACCOUNTS PAYABLE		Project ID/No. 2501270 Canoe Place Inn Monitoring Well Samples		CLIENT Samples Collected by (signature)	
Location/ID	Date Sampled	Time Sampled	Analyses Requested		Container Desc.				
Sample No 011	Monitoring Well # DG 2.0	01/16/25	12:20 PM	X	Ammonia, Nitrate, Total Kjeldahl Nitrogen, Total Nitrogen, Total Organic Nitrogen, Alkalinity (NO HEADSPACE)	1-500 mL, 1-250 mL, 1-500 mL H2SO4			
012	Monitoring Well # DG 3.0	01/16/25	1:35 PM	X	Ammonia, Nitrate, Nitrite, Total Kjeldahl Nitrogen, Total Nitrogen, Total Organic Nitrogen, Alkalinity (NO HEADSPACE)	1-500 mL, 1-250 mL, 1-500 mL H2SO4			
Chain-of-Custody Record									
Bottles Relinquished from Lab by _____ Date/Time _____			Samples Relinquished by <i>M. Berry Jr</i> 1/17/25 Date/Time 17:05			Samples received by <i>R. Bahak</i> 1/17/25 2 PM Date/Time 17:05			
Bottles received in field by _____ Date/Time _____			Samples Relinquished by <i>R. Bahak</i> 1/17/25 Date/Time 17:05			Samples received in LAB by _____ Date/Time _____			
Comments/Special Instructions USE LOCATION ID AS SAMPLE ID					Turn-Around Time Requested-Specify Date Expected if RUSH Requested: DATE DUE FOR RUSH:				
Please prepare a QA Summary Report					Total # of Bottles for this PROJECT (COC This Page) : 6 Bottles				
					STANDARD RUSH(Define) 13C				



Maximum Environmental Management, Inc.

1170 Lincoln Avenue – Suite 4

Holbrook, NY 11741

Phone: (631) 589-1225 * Fax: (631) 589-1157

May 1st, 2025

Pio Lombardo, P.E.
Lombardo Associates, Inc.
53 Hill Street
Southampton, NY 11968

Re: Canoe Place Inn Monitoring Wells ~ Groundwater Sampling Program
Maximum Project : 2504416
Date Collected: 04/23/2025

Mr. Lombardo:

In response to your request, Maximum Environmental Management, Inc. is pleased to present the following with respect to Canoe Place Inn Monitoring Wells for the Groundwater Sampling Program. The purpose of this project was to collect the Monitoring Well Samples in accordance with the project outline (provided by Lombardo Associates, Inc.) and analyze the samples as requested.

Samples were collected at groundwater monitoring locations under the direction of Lombardo Associates, Inc. Field Parameters were inclusive of pH, Temperature, Conductivity, Dissolved Oxygen, Depth to Water and Depth to Bottom. The technician followed the New York State Department of Environmental Conservation's Protocol for sampling Groundwater Monitoring Wells. Please note that this protocol required well purging/evacuation of the water column in the monitoring well prior to sample collection, three (3) to five (5) times the amount of standing water in the monitoring well casing was purged.

All readings were recorded at the time of collection. Samples were collected and the parameters analyzed for the following: Alkalinity, Ammonia, Nitrate, Nitrite, Total Kjeldahl Nitrogen, Organic Nitrogen and Total Nitrogen.

The complete report is enclosed. If you have any questions or concerns, please feel free to contact us at (631) 589-1225.

Sincerely,

Michelle Lamberson
Operations Manager

Canoe Place Inn - PRB N Removal Data				Groundwater Monitoring Wells															
Sampling Date : 04/23/2025																			
Location #	Location Label	Latitude	Longitude	Depth ToC to GW (ft)	Depth ToC to Bottom of MW (ft)	Ground water elev. (ft)	pH	Temp (°C)	Temp (°F)	Field Measurements -Max			Laboratory Measurements					Total N (mg/L)	
										Specific Conductivity	Dissolved Oxygen (mg/L)	Alkalinity (mg/L as CaCO3)	TKN (mg/L)	Organic-N (mg/L)	Ammonia-N (mg/L)	Nitrite-N (mg/L)	Nitrate-N (mg/L)		
Lab Level of Quantification (LOQ)				*															
	DG 0.5			10.0	20.1		5.55	17.7	63.86	392	5.98	12	1.50	1.36	0.143	<0.0500	5.81	7.31	DG 0.5
	DG1.0			10.0	19.4		5.87	17.1	62.78	362	2.00	28	1.72	1.62	0.0969	<0.0500	7.09	8.81	DG1.0
	DG 1.5			9.6	21.1		6.20	14.7	58.46	403	1.84	140	1.39	0.790	0.600	<0.0500	<0.0500	1.39	DG 1.5
	DG 1.5A			9.5	20.8		6.06	14.1	57.38	360	2.42	64	2.00	1.93	0.0685	<0.0500	6.31	8.31	DG 1.5A
	DG 1.5B			9.7	34.5		6.07	14.0	57.20	361	2.45	48	1.85	1.79	0.0595	<0.0500	6.04	7.89	DG 1.5B
	DG 1.5C			9.6	39.8		6.05	14.3	57.74	366	2.35	64	1.82	1.72	0.103	<0.0500	4.46	6.28	DG 1.5C
	DG 2.0			9.4	24.6		6.22	14.6	58.28	484	2.05	210	1.26	0.319	0.941	<0.0500	<0.0500	1.26	DG 2.0
	DG 3.0			9.3	19.4		6.09	16.1	60.98	471	1.95	200	0.890	0.103	0.787	<0.0500	0.115	1.00	DG 3.0
	DF 1			13.2	17.5		6.97	16.4	61.52	1066	1.79	480	20.2	1.10	19.1	<0.0500	2.42	22.6	DF 1
	DF 3			18.7	32.7		6.90	17.9	64.22	951	2.27	570	6.15	1.19	4.96	<0.0500	3.44	9.59	DF 3
	BG 1			16.7	31.9		6.74	18.3	64.94	772	3.42	380	1.87	1.87	<0.0500	<0.0500	15.9	17.8	BG 1
	BG			28.2	41.7		5.42	18.8	65.84	358	5.71	12	1.79	1.67	0.116	<0.0500	10.0	11.8	BG
	Waste Water			N/A	N/A		7.17	21.6	70.88	949	0.58	460	24.6	<0.100	24.6	<0.0500	<0.0500	24.6	Waste Water

Key
 ToC= Top of the PVC Monitoring Well
 GW = Ground Water
 MW = Monitoring Well
 * = Client provided data

**** mS - milliSiemen/cm**
 mS/cm

SAMPLE COLLECTION/CHAIN OF CUSTODY

The collection and proper information on this Chain of Custody is the responsibility of the person(s) conducting the sampling. Client signature and name are a requirement of the C/C & that they accept the terms and conditions.

All Samples must be received on Ice @ 5° C or Less

MAXIMUM ENVIRONMENTAL MANAGEMENT INC.
1170 LINCOLN AVENUE, SUITE 4 HOLBROOK, NY 11741
Phone: (831) 589-1225 Fax: (831) 589-1157

Lombardo Associates, Inc.
Address: 53 Hill Street
City: Southampton State: NY Zip: 11968
Phone: (831) 379-2662 Fax:

TAT Requested: _____ Page: 1 of 2
PO #: _____ Job#:

PROJECT NAME AND/OR LOCATION
Indicate only ONE Project per Chain of Custody

PROJECT NUMBER: 25044110

Canoe Place Inn - Monitoring Wells

#	Date	Time	SAMPLE MATRIX			Field pH	Field Temp	Specific Conductivity	Dissolved Oxygen	DTW*	DTB	Sample Containers	ANALYSIS	
			COMPGRAB	S	NPW									PW
001	4/23/05	1:15 PM	X				5.87	17.1	362	2.00	10	20.1	1-500 mL, 1-250 mL, 1-500 mL H2SO4	Ammonia, Nitrite, Nitrate, Total Kjeldahl Nitrogen, Alkalinity (No Headspace)
002	4/23/05	1:20 PM	X				5.87	17.1	362	2.00	10	19.4		
003	4/23/05	1:22 PM	X				5.87	17.1	362	2.00	10	21.1		
004	4/23/05	1:25 PM	X				5.87	17.1	362	2.00	10	20.8		
005	4/23/05	1:25 PM	X				5.87	17.1	362	2.00	10	34.5		
006	4/23/05	1:26 PM	X				5.87	17.1	362	2.00	10	39.8		
007	4/23/05	1:25 PM	X				5.87	17.1	362	2.00	10	24.0		
008	4/23/05	1:50 PM	X				5.87	17.1	362	2.00	10	19.4		
009	4/23/05	1:57 PM	X				5.87	17.1	362	2.00	10	17.5		
010	4/23/05	1:59 PM	X				5.87	17.1	362	2.00	10	32.7		

FIELD NOTES:

Are the samples treated? Yes H₂SO₄

Sampler SIGNATURE: Cliff Saunders
Date & Time: 4/23/05 3:14

Container Shipping Condition @ Release: GOOD
Container Shipping Condition @ Receipt: POOR

QA/QC Notes: 1 250 ml - is pretreated with sulfuric acid

Maximum Custody by: Dave/Caro
4/23/05 3:14

Packed in Ice? YES
In Case of NO was Meets Sample Criteria? YES
Client Notified? YES

SAMPLE COLLECTION/CHAIN OF CUSTODY

The completion and proper information on this Chain of Custody is the responsibility of the person(s) completing the sampling. Client signatures will serve as confirmation of the CEC. If they do not accept the terms and conditions.

All Samples must be received on ice @ 5° C or Less MAXIMUM ENVIRONMENTAL MANAGEMENT INC. 1170 LINCOLN AVENUE, SUITE 4 HOLLIBROOK, NY 11741 Phone: (831) 389-1225 Fax: (831) 389-1157		Name: Lombardo Associates, Inc. Address: 53 Hill Street City: Southampton State: NY Zip: 11968 Phone: (831) 379-2662 Fax:		TAT Requested: Page: 2 of 2 PO #: _____ Job#: _____	
--	--	---	--	--	--

PROJECT NAME AND/OR LOCATION
Indicate only ONE Project per Chain of Custody

PROJECT NUMBER: 2504410

Canoe Place Inn - Monitoring Wells

#	Date	Time	COMP GRAB	S	NPW	PW	O	SAMPLE ORIGIN	Field pH	Field Temp	Specific Conductivity	Dissolved Oxygen	DTW	DTB	Sample Containers	ANALYSIS
011	4/25/05	5:07 PM	X					BG-1	7.4	18.0	172	3.7	16.7	31.9	1-500 mL, 1-250 mL, 1-500 mL H2SO4	Ammonia, Nitrite, Nitrate, Total Kjeldahl Nitrogen, Alkalinity (No Headspace)
012	4/25/05	5:10 PM	X					BG-2	5.2	18.8	358	6.1	28.2	41.7		
013	4/25/05	5:14 PM	X					Wastewater	7.1	21.6	946	5.8	N/A	N/A		
014			X					Monitoring Well #								
015			X					Monitoring Well #								
016			X					Monitoring Well #								
017			X					Monitoring Well #								
018			X					Monitoring Well #								
019			X					Monitoring Well #								
020			X					Monitoring Well #								

FIELD NOTES:

Are the samples treated? Yes No

Maximum Custody by: *David G... 4/23/05 3:14*

Sample/Tech PRINT NAME: *David G...* Date & Time: *4/25/05 3:14*

Signature: *David G...* Date & Time: *4/27/05 5:11*

CLIENT SIGNATURE FOR Release/Relinquish: *David G...* Date & Time: *4/27/05 5:11*

Container Shipping Condition @ Relinquish: GOOD FAIR POOR

QA/QC Notes: *1.250 ml - is pretreated with sulfuric acid*

2 copies of the report

Container Shipping Condition: GOOD FAIR POOR

Packed in Ice? YES NO

Meets Sample Chain of Custody? YES NO

In Case of NO was Client Notified? Yes No

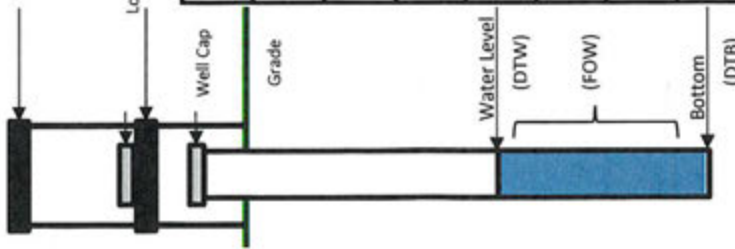
Maximum Environmental Management, Inc.
 1170 Lincoln Avenue - Suite 4
 Holbrook, NY 11741
 Phone : (631) 589-1225 * Fax: (631) 589-1157
 www.maximenv.com

Groundwater Monitoring Well Data Sheet

Project ID #: 2504410 Location: Canoe Place Inn - 293 Montauk Hwy E, Hampton Bays, NY Date: 4/23/25

Note - Standard Protocol states that the amount of water purged from a well is between 3 and 5 times the volume of liquid inside the well casing. We use 4 times the volume.

***** ALL Monitoring Wells are to Measured within a Hour of Each Other. First Thing *****



- 0.5 Well - 0.010 gallons per foot
- 1 1/2" Well = 0.091 gallons of water per foot
- 2" Well = 0.163 gallons of water per foot
- 4" Well = 0.653 gallons of water per foot

Measurements must always start at the top of the well casing not the protective cover or from the grade level

DTB	(minus)	DTW	(equals)	FOW	X (multiply)	AGW (per ft)	(equals)	AOW	multiply by (3, 4, or 5)	(equals)	AOWP	Time Collected
DG0.5	-	10	=	10.1	X	.163	=	1.6463	multiply by 3, 4, or 5	=	4.9389	215
DG1.0	-	DTW	=	FOW	X	AGW (per ft)	=	AOW	multiply by 3, 4, or 5	=	AOWP	Time Collected
19.4	-	10	=	9.4	X	.163	=	1.5322	multiply by 3, 4, or 5	=	4.5966	220
DG1.5	-	DTW	=	FOW	X	AGW (per ft)	=	AOW	multiply by 3, 4, or 5	=	AOWP	Time Collected
21.1	-	9.6	=	11.5	X	.163	=	1.8745	multiply by 3, 4, or 5	=	5.6235	225
DG1.5A	-	DTW	=	FOW	X	AGW (per ft)	=	AOW	multiply by 3, 4, or 5	=	AOWP	Time Collected
20.8	-	9.5	=	11.3	X	.091	=	1.0283	multiply by 3, 4, or 5	=	3.0849	230
DG1.5B	-	DTW	=	FOW	X	AGW (per ft)	=	AOW	multiply by 3, 4, or 5	=	AOWP	Time Collected
34.5	-	9.7	=	24.8	X	.091	=	2.2568	multiply by 3, 4, or 5	=	6.7704	235

* DTW = Depth to Water; DTB = Depth to Bottom; FOW = Feet of Water; AGW = Amount of Gallons of Water per foot; AOW = Amount of Water in Well Case; AOWP = Amount of Water Purged *
 ** Amount of Water Purged is the amount required to turn the well over for sampling. Please note if the amount you purged is different then the amount required **

The DTW is the Depth to Top of the PVC Well. GW = Ground Water, MW = Monitoring Well.

Maximum Environmental Management, Inc.
 1170 Lincoln Avenue - Suite 4
 Holbrook, NY 11741
 Phone : (631) 589-1225 * Fax: (631) 589-1157
 www.maximumenty.com

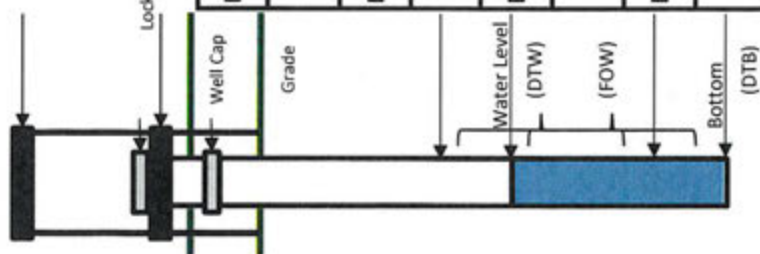
Groundwater Monitoring Well Data Sheet

Project ID #: 25044110 Location: Canoe Place Inn - 293 Montauk Hwy E, Hampton Bays, NY Date: 4/23/25

Note - Standard Protocol states that the amount of water purged from a well is between 3 and 5 times the volume of liquid inside the well casing. We use 4 times the volume.

***** ALL Monitoring Wells are to Measured within a Hour of Each Other. First Thing *****

- 0.5 Well - 0.010 gallons per foot
- 1 1/2" Well = 0.091 gallons of water per foot
- 2" Well = 0.163 gallons of water per foot
- 4" Well = 0.653 gallons of water per foot



Measurements must always start at the top of the well casing not the protective cover or from the grade level

DTB	(minus)	DTW	(equals)	FOW	X (multiply)	AGW (per ft)	(equals)	AOW	multiply by (3, 4, or 5)	(equals)	AOWP	Time Collected
DG1SC	-	9.6	=	30.2	X	.163	=	4.9226	multiply by 3, 4, or 5	=	14.7678	240
DG2	-	DTW	=	FOW	X	AGW	=	AOW	multiply by 3, 4, or 5	=	AOWP	Time Collected
24.6	-	9.4	=	15.2	X	.163	=	2.4776	multiply by 3, 4, or 5	=	7.4328	245
DG3	-	DTW	=	FOW	X	AGW	=	AOW	multiply by 3, 4, or 5	=	AOWP	Time Collected
19.4	-	9.3	=	10.1	X	.163	=	1.6463	multiply by 3, 4, or 5	=	4.9389	250
DF1	-	DTW	=	FOW	X	AGW	=	AOW	multiply by 3, 4, or 5	=	AOWP	Time Collected
17.5	-	13.2	=	4.3	X	.010	=	0.043	multiply by 3, 4, or 5	=	0.129	255
DF3	-	DTW	=	FOW	X	AGW	=	AOW	multiply by 3, 4, or 5	=	AOWP	Time Collected
32.7	-	8.7	=	24	X	.010	=	0.24	multiply by 3, 4, or 5	=	0.72	300

* DTW = Depth to Water; DTB = Depth to Bottom; FOW = Feet of Water; AGW = Amount of Gallons of Water per foot; AOW = Amount of Water in Well Case; AOWP = Amount of Water Purged**

** Amount of Water Purged is the amount required to turn the well over for sampling. Please note if the amount you purged is different then the amount required**

The DTW is the Depth to Top of the PVC Well. GW = Ground Water. MW = Monitoring Well.

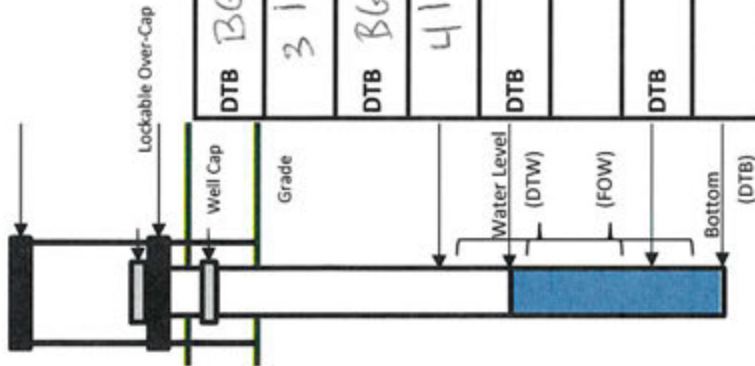
Maximum Environmental Management, Inc.
 1170 Lincoln Avenue – Suite 4
 Holbrook, NY 11741
 Phone : (631) 589-1225 * Fax: (631) 589-1157
 www.maximumeny.com

Groundwater Monitoring Well Data Sheet

Project ID #: 25040116 Location: Canoe Place Inn - 293 Montauk Hwy E, Hampton Bays, NY Date: 4/23/05

Note - Standard Protocol states that the amount of water purged from a well is between 3 and 5 times the volume of liquid inside the well casing. We use 4 times the volume.

***** ALL Monitoring Wells are to Measured within a Hour of Each Other. First Thing *****



- 0.5 Well - 0.010 gallons per foot
- 1 1/2" Well = 0.091 gallons of water per foot
- 2" Well = 0.163 gallons of water per foot
- 4" Well = 0.653 gallons of water per foot

Measurements must always start at the top of the well casing not the protective cover or from the grade level

DTB	(minus)	DTW	(equals)	FOW	X (multiply)	AGW (per ft)	(equals)	AOW	multiply by 3, 4, or 5	(equals)	AOWP	Time Collected
BG1	31.9	16.7	=	15.2	X	1.091	=	2.4776	multiply by 3, 4, or 5	=	7.4328	30.5
BG2	41.7	28.2	=	13.5	X	0.091	=	1.2285	multiply by 3, 4, or 5	=	3.6855	31.0
DTB		DTW	=	FOW	X	AGW (per ft)	=	AOW	multiply by 3, 4, or 5	=	AOWP	Time Collected
DTB		DTW	=	FOW	X	AGW (per ft)	=	AOW	multiply by 3, 4, or 5	=	AOWP	Time Collected
DTB		DTW	=	FOW	X	AGW (per ft)	=	AOW	multiply by 3, 4, or 5	=	AOWP	Time Collected
DTB		DTW	=	FOW	X	AGW (per ft)	=	AOW	multiply by 3, 4, or 5	=	AOWP	Time Collected

* DTW = Depth to Water; DTB = Depth to Bottom; FOW = Feet of Water; AGW = Amount of Gallons of Water per foot; AOW = Amount of Water in Well Case; AOWP = Amount of Water Purged *

** Amount of Water Purged is the amount required to turn the well over for sampling. Please note if the amount you purged is different then the amount required **

The DTW is the Depth to Top of the PVC Well. GW = Ground Water, MW = Monitoring Well.



Technical Report

prepared for:

Maximum Environmental Management, Inc.

1170 Lincoln Avenue., Suite 4

Holbrook NY, 11741

Attention: Brian Leshinger

Report Date: 04/30/2025

Client Project ID: 2504416

York Project (SDG) No.: 25D1573

Stratford, CT Laboratory IDs:
NY:10854, NJ: CT005, PA: 68-0440, CT: PH-0723



Richmond Hill, NY Laboratory IDs:
NY:12058, NJ: NY037, CT: PH-0721, NH: 2097,
EPA: NY01600

120 RESEARCH DRIVE
www.YORKLAB.com

STRATFORD, CT 06615
(203) 325-1371



132-02 89th AVENUE
FAX (203) 357-0166

RICHMOND HILL, NY 11418
ClientServices@yorklab.com

Report Date: 04/30/2025
Client Project ID: 2504416
York Project (SDG) No.: 25D1573

Maximum Environmental Management, Inc.
1170 Lincoln Avenue., Suite 4
Holbrook NY, 11741
Attention: Brian Leshinger

Purpose and Results

This report contains the analytical data for the sample(s) identified on the attached chain-of-custody received in our laboratory on April 24, 2025 and listed below. The project was identified as your project: **2504416**.

The analyses were conducted utilizing appropriate EPA, Standard Methods, and ASTM methods as detailed in the data summary tables.

All samples were received in proper condition meeting the customary acceptance requirements for environmental samples except those indicated under the Sample and Analysis Qualifiers section of this report.

All analyses met the method and laboratory standard operating procedure requirements except as indicated by any data flags, the meaning of which are explained in the Sample and Data Qualifiers Relating to This Work Order section of this report and case narrative if applicable.

The results of the analyses, which are all reported on dry weight basis (soils) unless otherwise noted, are detailed in the following pages.

Please contact Client Services at 203.325.1371 with any questions regarding this report.

<u>York Sample ID</u>	<u>Client Sample ID</u>	<u>Matrix</u>	<u>Date Collected</u>	<u>Date Received</u>
25D1573-01	Monitoring Well #DG 0.5	Water	04/23/2025	04/24/2025
25D1573-02	Monitoring Well #DG 1.0	Water	04/23/2025	04/24/2025
25D1573-03	Monitoring Well #DG 1.5	Water	04/23/2025	04/24/2025
25D1573-04	Monitoring Well #DG 1.5A	Water	04/23/2025	04/24/2025
25D1573-05	Monitoring Well #DG 1.5B	Water	04/23/2025	04/24/2025
25D1573-06	Monitoring Well #DG 1.5C	Water	04/23/2025	04/24/2025
25D1573-07	Monitoring Well #DG 2	Water	04/23/2025	04/24/2025
25D1573-08	Monitoring Well #DG 3	Water	04/23/2025	04/24/2025
25D1573-09	Monitoring Well #DF 1	Water	04/23/2025	04/24/2025
25D1573-10	Monitoring Well #DF 3	Water	04/23/2025	04/24/2025
25D1573-11	Monitoring Well #BG 1	Water	04/23/2025	04/24/2025
25D1573-12	Monitoring Well #BG 2	Water	04/23/2025	04/24/2025
25D1573-13	Monitoring Well #WASTE WATER	Water	04/23/2025	04/24/2025

General Notes for York Project (SDG) No.: 25D1573

1. The RLs and MDLs (Reporting Limit and Method Detection Limit respectively) reported are adjusted for any dilution necessary due to the levels of target and/or non-target analytes and matrix interference. The RL(REPORTING LIMIT) is based upon the lowest standard utilized for the calibration where applicable.
2. Samples are retained for a period of thirty days after submittal of report, unless other arrangements are made.
3. York's liability for the above data is limited to the dollar value paid to York for the referenced project.
4. This report shall not be reproduced without the written approval of York Analytical Laboratories, Inc.
5. All analyses conducted met method or Laboratory SOP requirements. See the Sample and Data Qualifiers Section for further information.
6. It is noted that no analyses reported herein were subcontracted to another laboratory, unless noted in the report.
7. This report reflects results that relate only to the samples submitted on the attached chain-of-custody form(s) received by York.
8. Analyses conducted at York Analytical Laboratories, Inc. Stratford, CT are indicated by NY Cert. No. 10854, NJ Cert No. CT005, PA Cert No. 68-04440, CT Cert No. PH-0723; those conducted at York Analytical Laboratories, Inc., Richmond Hill, NY are indicated by NY Cert. No. 12058, NJ Cert No. NY037, CT Cert No. PH-0721, NH Cert No. 2097, EPA Cert No. NY01600.

Approved By:



Cassie L. Mosher
Laboratory Manager

Date: 04/30/2025





Sample Information

Client Sample ID: Monitoring Well #DG 0.5

York Sample ID: 25D1573-01

<u>York Project (SDG) No.</u>	<u>Client Project ID</u>	<u>Matrix</u>	<u>Collection Date/Time</u>	<u>Date Received</u>
25D1573	2504416	Water	April 23, 2025 2:15 pm	04/24/2025

Nitrate as N

Log-in Notes:

Sample Notes:

Sample Prepared by Method: EPA 300

CAS No.	Parameter	Result	Flag	Units	Reported to LOQ	Dilution	Reference Method	Date/Time Prepared	Date/Time Analyzed	Analyst
14797-55-8	Nitrate as N	5.81		mg/L	0.0500	1	EPA 300.0	04/24/2025 23:27	04/24/2025 23:27	DNP
							Certifications:	NELAC-NY10854,CTDOH-PH-0723,NJDEP-CT005,PADEP-68-04		

Nitrite as N

Log-in Notes:

Sample Notes:

Sample Prepared by Method: EPA 300

CAS No.	Parameter	Result	Flag	Units	Reported to LOQ	Dilution	Reference Method	Date/Time Prepared	Date/Time Analyzed	Analyst
14797-65-0	Nitrite as N	ND		mg/L	0.0500	1	EPA 300.0	04/24/2025 23:27	04/24/2025 23:27	DNP
							Certifications:	NELAC-NY10854,CTDOH-PH-0723,PADEP-68-04440		

Alkalinity, Total

Log-in Notes:

Sample Notes:

Sample Prepared by Method: Analysis Preparation

CAS No.	Parameter	Result	Flag	Units	Reported to LOQ	Dilution	Reference Method	Date/Time Prepared	Date/Time Analyzed	Analyst
14807-96-6	Alkalinity, total	12		mg/L	2.0	1	SM 2320B	04/25/2025 06:44	04/25/2025 15:33	JAMT
							Certifications:	NELAC-NY10854,CTDOH-PH-0723,NJDEP-CT005,PADEP-68-04		

Ammonia Nitrogen as N

Log-in Notes:

Sample Notes:

Sample Prepared by Method: Analysis Preparation

CAS No.	Parameter	Result	Flag	Units	Reported to LOQ	Dilution	Reference Method	Date/Time Prepared	Date/Time Analyzed	Analyst
7664-41-7	Ammonia Nitrogen as N	0.143		mg/L	0.0500	1	SM 4500-NH3 D	04/25/2025 10:45	04/25/2025 10:45	TCD
							Certifications:	NELAC-NY10854,CTDOH-PH-0723,NJDEP-CT005,PADEP-68-04		

Total Kjeldahl Nitrogen

Log-in Notes:

Sample Notes:

Sample Prepared by Method: Analysis Prep for SAA

CAS No.	Parameter	Result	Flag	Units	Reported to LOQ	Dilution	Reference Method	Date/Time Prepared	Date/Time Analyzed	Analyst
	Total Kjeldahl Nitrogen	1.50		mg/L	0.400	5	SM 4500-N Org D	04/25/2025 16:02	04/28/2025 13:09	TCD
							Certifications:	NELAC-NY10854,CTDOH-PH-0723,NJDEP-CT005,PADEP-68-04		

Total Nitrogen (TN)

Log-in Notes:

Sample Notes:

Sample Prepared by Method: Analysis Prep for SAA

CAS No.	Parameter	Result	Flag	Units	Reported to LOQ	Dilution	Reference Method	Date/Time Prepared	Date/Time Analyzed	Analyst
	* Total Nitrogen	7.31		mg/L	0.0500	1	SM 4500-N B	04/30/2025 13:26	04/30/2025 13:26	AD
							Certifications:			

Total Organic Nitrogen(TON)

Log-in Notes:

Sample Notes:

Sample Prepared by Method: Analysis Prep for SAA

CAS No.	Parameter	Result	Flag	Units	Reported to LOQ	Dilution	Reference Method	Date/Time Prepared	Date/Time Analyzed	Analyst
---------	-----------	--------	------	-------	-----------------	----------	------------------	--------------------	--------------------	---------



Sample Information

Client Sample ID: Monitoring Well #DG 0.5

York Sample ID: 25D1573-01

Table with 5 columns: York Project (SDG) No., Client Project ID, Matrix, Collection Date/Time, Date Received. Values: 25D1573, 2504416, Water, April 23, 2025 2:15 pm, 04/24/2025

Total Organic Nitrogen(TON)

Log-in Notes:

Sample Notes:

Sample Prepared by Method: Analysis Prep for SAA

Table with 11 columns: CAS No., Parameter, Result, Flag, Units, Reported to LOQ, Dilution, Reference Method, Date/Time Prepared, Date/Time Analyzed, Analyst. Row 1: * Total Organic Nitrogen, 1.36, mg/L, 0.100, 1, SM 4500-N, 04/30/2025 13:26, 04/30/2025 13:26, AD

Sample Information

Client Sample ID: Monitoring Well #DG 1.0

York Sample ID: 25D1573-02

Table with 5 columns: York Project (SDG) No., Client Project ID, Matrix, Collection Date/Time, Date Received. Values: 25D1573, 2504416, Water, April 23, 2025 2:20 pm, 04/24/2025

Nitrate as N

Log-in Notes:

Sample Notes:

Sample Prepared by Method: EPA 300

Table with 11 columns: CAS No., Parameter, Result, Flag, Units, Reported to LOQ, Dilution, Reference Method, Date/Time Prepared, Date/Time Analyzed, Analyst. Row 1: Nitrate as N, 7.09, mg/L, 0.0500, 1, EPA 300.0, 04/24/2025 23:37, 04/24/2025 23:37, DNP

Nitrite as N

Log-in Notes:

Sample Notes:

Sample Prepared by Method: EPA 300

Table with 11 columns: CAS No., Parameter, Result, Flag, Units, Reported to LOQ, Dilution, Reference Method, Date/Time Prepared, Date/Time Analyzed, Analyst. Row 1: Nitrite as N, ND, mg/L, 0.0500, 1, EPA 300.0, 04/24/2025 23:37, 04/24/2025 23:37, DNP

Alkalinity, Total

Log-in Notes:

Sample Notes:

Sample Prepared by Method: Analysis Preparation

Table with 11 columns: CAS No., Parameter, Result, Flag, Units, Reported to LOQ, Dilution, Reference Method, Date/Time Prepared, Date/Time Analyzed, Analyst. Row 1: Alkalinity, total, 28, mg/L, 2.0, 1, SM 2320B, 04/25/2025 06:44, 04/25/2025 15:33, JAMT

Ammonia Nitrogen as N

Log-in Notes:

Sample Notes:

Sample Prepared by Method: Analysis Preparation

Table with 11 columns: CAS No., Parameter, Result, Flag, Units, Reported to LOQ, Dilution, Reference Method, Date/Time Prepared, Date/Time Analyzed, Analyst. Row 1: Ammonia Nitrogen as N, 0.0969, mg/L, 0.0500, 1, SM 4500-NH3 D, 04/25/2025 10:45, 04/25/2025 10:45, TCD

Total Kjeldahl Nitrogen

Log-in Notes:

Sample Notes:

Sample Prepared by Method: Analysis Prep for SAA

Table with 11 columns: CAS No., Parameter, Result, Flag, Units, Reported to LOQ, Dilution, Reference Method, Date/Time Prepared, Date/Time Analyzed, Analyst



Sample Information

Client Sample ID: Monitoring Well #DG 1.0

York Sample ID: 25D1573-02

<u>York Project (SDG) No.</u> 25D1573	<u>Client Project ID</u> 2504416	<u>Matrix</u> Water	<u>Collection Date/Time</u> April 23, 2025 2:20 pm	<u>Date Received</u> 04/24/2025
--	-------------------------------------	------------------------	---	------------------------------------

Total Kjeldahl Nitrogen

Log-in Notes:

Sample Notes:

Sample Prepared by Method: Analysis Prep for SAA

CAS No.	Parameter	Result	Flag	Units	Reported to LOQ	Dilution	Reference Method	Date/Time Prepared	Date/Time Analyzed	Analyst
	Total Kjeldahl Nitrogen	1.72		mg/L	0.400	5	SM 4500-N Org D	04/25/2025 16:02	04/28/2025 13:09	TCD
Certifications: NELAC-NY10854,CTDOH-PH-0723,NJDEP-CT005,PADEP-68-04										

Total Nitrogen (TN)

Log-in Notes:

Sample Notes:

Sample Prepared by Method: Analysis Prep for SAA

CAS No.	Parameter	Result	Flag	Units	Reported to LOQ	Dilution	Reference Method	Date/Time Prepared	Date/Time Analyzed	Analyst
	* Total Nitrogen	8.81		mg/L	0.0500	1	SM 4500-N B	04/30/2025 13:26	04/30/2025 13:26	AD
Certifications:										

Total Organic Nitrogen(TON)

Log-in Notes:

Sample Notes:

Sample Prepared by Method: Analysis Prep for SAA

CAS No.	Parameter	Result	Flag	Units	Reported to LOQ	Dilution	Reference Method	Date/Time Prepared	Date/Time Analyzed	Analyst
TON	* Total Organic Nitrogen	1.62		mg/L	0.100	1	SM 4500-N	04/30/2025 13:26	04/30/2025 13:26	AD
Certifications:										

Sample Information

Client Sample ID: Monitoring Well #DG 1.5

York Sample ID: 25D1573-03

<u>York Project (SDG) No.</u> 25D1573	<u>Client Project ID</u> 2504416	<u>Matrix</u> Water	<u>Collection Date/Time</u> April 23, 2025 2:25 pm	<u>Date Received</u> 04/24/2025
--	-------------------------------------	------------------------	---	------------------------------------

Nitrate as N

Log-in Notes:

Sample Notes:

Sample Prepared by Method: EPA 300

CAS No.	Parameter	Result	Flag	Units	Reported to LOQ	Dilution	Reference Method	Date/Time Prepared	Date/Time Analyzed	Analyst
14797-55-8	Nitrate as N	ND		mg/L	0.0500	1	EPA 300.0	04/24/2025 23:48	04/24/2025 23:48	DNP
Certifications: NELAC-NY10854,CTDOH-PH-0723,NJDEP-CT005,PADEP-68-044										

Nitrite as N

Log-in Notes:

Sample Notes:

Sample Prepared by Method: EPA 300

CAS No.	Parameter	Result	Flag	Units	Reported to LOQ	Dilution	Reference Method	Date/Time Prepared	Date/Time Analyzed	Analyst
14797-65-0	Nitrite as N	ND		mg/L	0.0500	1	EPA 300.0	04/24/2025 23:48	04/24/2025 23:48	DNP
Certifications: NELAC-NY10854,CTDOH-PH-0723,PADEP-68-04440										

Alkalinity, Total

Log-in Notes:

Sample Notes:

Sample Prepared by Method: Analysis Preparation

CAS No.	Parameter	Result	Flag	Units	Reported to LOQ	Dilution	Reference Method	Date/Time Prepared	Date/Time Analyzed	Analyst
---------	-----------	--------	------	-------	-----------------	----------	------------------	--------------------	--------------------	---------



Sample Information

Client Sample ID: Monitoring Well #DG 1.5

York Sample ID: 25D1573-03

<u>York Project (SDG) No.</u> 25D1573	<u>Client Project ID</u> 2504416	<u>Matrix</u> Water	<u>Collection Date/Time</u> April 23, 2025 2:25 pm	<u>Date Received</u> 04/24/2025
--	-------------------------------------	------------------------	---	------------------------------------

Alkalinity, Total

Log-in Notes:

Sample Notes:

Sample Prepared by Method: Analysis Preparation

CAS No.	Parameter	Result	Flag	Units	Reported to LOQ	Dilution	Reference Method	Date/Time Prepared	Date/Time Analyzed	Analyst
14807-96-6	Alkalinity, total	140		mg/L	2.0	1	SM 2320B	04/25/2025 06:44	04/25/2025 15:33	JAMT
Certifications: NELAC-NY10854,CTDOH-PH-0723,NJDEP-CT005,PADEP-68-04										

Ammonia Nitrogen as N

Log-in Notes:

Sample Notes:

Sample Prepared by Method: Analysis Preparation

CAS No.	Parameter	Result	Flag	Units	Reported to LOQ	Dilution	Reference Method	Date/Time Prepared	Date/Time Analyzed	Analyst
7664-41-7	Ammonia Nitrogen as N	0.600		mg/L	0.0500	1	SM 4500-NH3 D	04/25/2025 10:45	04/25/2025 10:45	TCD
Certifications: NELAC-NY10854,CTDOH-PH-0723,NJDEP-CT005,PADEP-68-04										

Total Kjeldahl Nitrogen

Log-in Notes:

Sample Notes:

Sample Prepared by Method: Analysis Prep for SAA

CAS No.	Parameter	Result	Flag	Units	Reported to LOQ	Dilution	Reference Method	Date/Time Prepared	Date/Time Analyzed	Analyst
	Total Kjeldahl Nitrogen	1.39		mg/L	0.400	5	SM 4500-N Org D	04/25/2025 16:02	04/28/2025 13:09	TCD
Certifications: NELAC-NY10854,CTDOH-PH-0723,NJDEP-CT005,PADEP-68-04										

Total Nitrogen (TN)

Log-in Notes:

Sample Notes:

Sample Prepared by Method: Analysis Prep for SAA

CAS No.	Parameter	Result	Flag	Units	Reported to LOQ	Dilution	Reference Method	Date/Time Prepared	Date/Time Analyzed	Analyst
	* Total Nitrogen	1.39		mg/L	0.0500	1	SM 4500-N B	04/30/2025 13:26	04/30/2025 13:26	AD
Certifications:										

Total Organic Nitrogen(TON)

Log-in Notes:

Sample Notes:

Sample Prepared by Method: Analysis Prep for SAA

CAS No.	Parameter	Result	Flag	Units	Reported to LOQ	Dilution	Reference Method	Date/Time Prepared	Date/Time Analyzed	Analyst
TON	* Total Organic Nitrogen	0.790		mg/L	0.100	1	SM 4500-N	04/30/2025 13:26	04/30/2025 13:26	AD
Certifications:										

Sample Information

Client Sample ID: Monitoring Well #DG 1.5A

York Sample ID: 25D1573-04

<u>York Project (SDG) No.</u> 25D1573	<u>Client Project ID</u> 2504416	<u>Matrix</u> Water	<u>Collection Date/Time</u> April 23, 2025 2:30 pm	<u>Date Received</u> 04/24/2025
--	-------------------------------------	------------------------	---	------------------------------------

Nitrate as N

Log-in Notes:

Sample Notes:

Sample Prepared by Method: EPA 300

CAS No.	Parameter	Result	Flag	Units	Reported to LOQ	Dilution	Reference Method	Date/Time Prepared	Date/Time Analyzed	Analyst
---------	-----------	--------	------	-------	-----------------	----------	------------------	--------------------	--------------------	---------



Sample Information

Client Sample ID: Monitoring Well #DG 1.5A

York Sample ID: 25D1573-04

<u>York Project (SDG) No.</u> 25D1573	<u>Client Project ID</u> 2504416	<u>Matrix</u> Water	<u>Collection Date/Time</u> April 23, 2025 2:30 pm	<u>Date Received</u> 04/24/2025
--	-------------------------------------	------------------------	---	------------------------------------

Nitrate as N

Log-in Notes:

Sample Notes:

Sample Prepared by Method: EPA 300

CAS No.	Parameter	Result	Flag	Units	Reported to LOQ	Dilution	Reference Method	Date/Time Prepared	Date/Time Analyzed	Analyst
14797-55-8	Nitrate as N	6.31		mg/L	0.0500	1	EPA 300.0	04/24/2025 23:58	04/24/2025 23:58	DNP
Certifications: NELAC-NY10854,CTDOH-PH-0723,NJDEP-CT005,PADEP-68-04										

Nitrite as N

Log-in Notes:

Sample Notes:

Sample Prepared by Method: EPA 300

CAS No.	Parameter	Result	Flag	Units	Reported to LOQ	Dilution	Reference Method	Date/Time Prepared	Date/Time Analyzed	Analyst
14797-65-0	Nitrite as N	ND		mg/L	0.0500	1	EPA 300.0	04/24/2025 23:58	04/24/2025 23:58	DNP
Certifications: NELAC-NY10854,CTDOH-PH-0723,PADEP-68-04440										

Alkalinity, Total

Log-in Notes:

Sample Notes:

Sample Prepared by Method: Analysis Preparation

CAS No.	Parameter	Result	Flag	Units	Reported to LOQ	Dilution	Reference Method	Date/Time Prepared	Date/Time Analyzed	Analyst
14807-96-6	Alkalinity, total	64		mg/L	2.0	1	SM 2320B	04/25/2025 06:44	04/25/2025 15:33	JAMT
Certifications: NELAC-NY10854,CTDOH-PH-0723,NJDEP-CT005,PADEP-68-04										

Ammonia Nitrogen as N

Log-in Notes:

Sample Notes:

Sample Prepared by Method: Analysis Preparation

CAS No.	Parameter	Result	Flag	Units	Reported to LOQ	Dilution	Reference Method	Date/Time Prepared	Date/Time Analyzed	Analyst
7664-41-7	Ammonia Nitrogen as N	0.0685		mg/L	0.0500	1	SM 4500-NH3 D	04/25/2025 10:45	04/25/2025 10:45	TCD
Certifications: NELAC-NY10854,CTDOH-PH-0723,NJDEP-CT005,PADEP-68-04										

Total Kjeldahl Nitrogen

Log-in Notes:

Sample Notes:

Sample Prepared by Method: Analysis Prep for SAA

CAS No.	Parameter	Result	Flag	Units	Reported to LOQ	Dilution	Reference Method	Date/Time Prepared	Date/Time Analyzed	Analyst
	Total Kjeldahl Nitrogen	2.00		mg/L	0.400	5	SM 4500-N Org D	04/25/2025 16:02	04/28/2025 13:09	TCD
Certifications: NELAC-NY10854,CTDOH-PH-0723,NJDEP-CT005,PADEP-68-04										

Total Nitrogen (TN)

Log-in Notes:

Sample Notes:

Sample Prepared by Method: Analysis Prep for SAA

CAS No.	Parameter	Result	Flag	Units	Reported to LOQ	Dilution	Reference Method	Date/Time Prepared	Date/Time Analyzed	Analyst
	* Total Nitrogen	8.31		mg/L	0.0500	1	SM 4500-N B	04/30/2025 13:26	04/30/2025 13:26	AD
Certifications:										

Total Organic Nitrogen(TON)

Log-in Notes:

Sample Notes:

Sample Prepared by Method: Analysis Prep for SAA

CAS No.	Parameter	Result	Flag	Units	Reported to LOQ	Dilution	Reference Method	Date/Time Prepared	Date/Time Analyzed	Analyst
TON	* Total Organic Nitrogen	1.93		mg/L	0.100	1	SM 4500-N	04/30/2025 13:26	04/30/2025 13:26	AD
Certifications:										



Sample Information

Client Sample ID: Monitoring Well #DG 1.5A

York Sample ID: 25D1573-04

<u>York Project (SDG) No.</u> 25D1573	<u>Client Project ID</u> 2504416	<u>Matrix</u> Water	<u>Collection Date/Time</u> April 23, 2025 2:30 pm	<u>Date Received</u> 04/24/2025
--	-------------------------------------	------------------------	---	------------------------------------

Sample Information

Client Sample ID: Monitoring Well #DG 1.5B

York Sample ID: 25D1573-05

<u>York Project (SDG) No.</u> 25D1573	<u>Client Project ID</u> 2504416	<u>Matrix</u> Water	<u>Collection Date/Time</u> April 23, 2025 2:35 pm	<u>Date Received</u> 04/24/2025
--	-------------------------------------	------------------------	---	------------------------------------

Nitrate as N

Log-in Notes:

Sample Notes:

Sample Prepared by Method: EPA 300

CAS No.	Parameter	Result	Flag	Units	Reported to LOQ	Dilution	Reference Method	Date/Time Prepared	Date/Time Analyzed	Analyst
14797-55-8	Nitrate as N	6.04		mg/L	0.0500	1	EPA 300.0	04/25/2025 00:08	04/25/2025 00:08	DNP
							Certifications:	NELAC-NY10854,CTDOH-PH-0723,NJDEP-CT005,PADEP-68-04		

Nitrite as N

Log-in Notes:

Sample Notes:

Sample Prepared by Method: EPA 300

CAS No.	Parameter	Result	Flag	Units	Reported to LOQ	Dilution	Reference Method	Date/Time Prepared	Date/Time Analyzed	Analyst
14797-65-0	Nitrite as N	ND		mg/L	0.0500	1	EPA 300.0	04/25/2025 00:08	04/25/2025 00:08	DNP
							Certifications:	NELAC-NY10854,CTDOH-PH-0723,PADEP-68-04440		

Alkalinity, Total

Log-in Notes:

Sample Notes:

Sample Prepared by Method: Analysis Preparation

CAS No.	Parameter	Result	Flag	Units	Reported to LOQ	Dilution	Reference Method	Date/Time Prepared	Date/Time Analyzed	Analyst
14807-96-6	Alkalinity, total	48		mg/L	2.0	1	SM 2320B	04/25/2025 06:44	04/25/2025 15:33	JAMT
							Certifications:	NELAC-NY10854,CTDOH-PH-0723,NJDEP-CT005,PADEP-68-04		

Ammonia Nitrogen as N

Log-in Notes:

Sample Notes:

Sample Prepared by Method: Analysis Preparation

CAS No.	Parameter	Result	Flag	Units	Reported to LOQ	Dilution	Reference Method	Date/Time Prepared	Date/Time Analyzed	Analyst
7664-41-7	Ammonia Nitrogen as N	0.0595		mg/L	0.0500	1	SM 4500-NH3 D	04/25/2025 10:45	04/25/2025 10:45	TCD
							Certifications:	NELAC-NY10854,CTDOH-PH-0723,NJDEP-CT005,PADEP-68-04		

Total Kjeldahl Nitrogen

Log-in Notes:

Sample Notes:

Sample Prepared by Method: Analysis Prep for SAA

CAS No.	Parameter	Result	Flag	Units	Reported to LOQ	Dilution	Reference Method	Date/Time Prepared	Date/Time Analyzed	Analyst
	Total Kjeldahl Nitrogen	1.85		mg/L	0.400	5	SM 4500-N Org D	04/28/2025 15:45	04/29/2025 09:20	TCD
							Certifications:	NELAC-NY10854,CTDOH-PH-0723,NJDEP-CT005,PADEP-68-04		

Total Nitrogen (TN)

Log-in Notes:

Sample Notes:

Sample Prepared by Method: Analysis Prep for SAA

CAS No.	Parameter	Result	Flag	Units	Reported to LOQ	Dilution	Reference Method	Date/Time Prepared	Date/Time Analyzed	Analyst
---------	-----------	--------	------	-------	-----------------	----------	------------------	--------------------	--------------------	---------



Sample Information

Client Sample ID: Monitoring Well #DG 1.5B

York Sample ID: 25D1573-05

<u>York Project (SDG) No.</u> 25D1573	<u>Client Project ID</u> 2504416	<u>Matrix</u> Water	<u>Collection Date/Time</u> April 23, 2025 2:35 pm	<u>Date Received</u> 04/24/2025
--	-------------------------------------	------------------------	---	------------------------------------

Total Nitrogen (TN)

Log-in Notes:

Sample Notes:

Sample Prepared by Method: Analysis Prep for SAA

CAS No.	Parameter	Result	Flag	Units	Reported to LOQ	Dilution	Reference Method	Date/Time Prepared	Date/Time Analyzed	Analyst
* Total Nitrogen		7.89		mg/L	0.0500	1	SM 4500-N B	04/30/2025 13:26	04/30/2025 13:26	AD

Certifications:

Total Organic Nitrogen(TON)

Log-in Notes:

Sample Notes:

Sample Prepared by Method: Analysis Prep for SAA

CAS No.	Parameter	Result	Flag	Units	Reported to LOQ	Dilution	Reference Method	Date/Time Prepared	Date/Time Analyzed	Analyst
TON * Total Organic Nitrogen		1.79		mg/L	0.100	1	SM 4500-N	04/30/2025 13:26	04/30/2025 13:26	AD

Certifications:

Sample Information

Client Sample ID: Monitoring Well #DG 1.5C

York Sample ID: 25D1573-06

<u>York Project (SDG) No.</u> 25D1573	<u>Client Project ID</u> 2504416	<u>Matrix</u> Water	<u>Collection Date/Time</u> April 23, 2025 2:40 pm	<u>Date Received</u> 04/24/2025
--	-------------------------------------	------------------------	---	------------------------------------

Nitrate as N

Log-in Notes:

Sample Notes:

Sample Prepared by Method: EPA 300

CAS No.	Parameter	Result	Flag	Units	Reported to LOQ	Dilution	Reference Method	Date/Time Prepared	Date/Time Analyzed	Analyst
14797-55-8	Nitrate as N	4.46		mg/L	0.0500	1	EPA 300.0	04/25/2025 00:19	04/25/2025 00:19	DNP

Certifications: NELAC-NY10854,CTDOH-PH-0723,NJDEP-CT005,PADEP-68-04

Nitrite as N

Log-in Notes:

Sample Notes:

Sample Prepared by Method: EPA 300

CAS No.	Parameter	Result	Flag	Units	Reported to LOQ	Dilution	Reference Method	Date/Time Prepared	Date/Time Analyzed	Analyst
14797-65-0	Nitrite as N	ND		mg/L	0.0500	1	EPA 300.0	04/25/2025 00:19	04/25/2025 00:19	DNP

Certifications: NELAC-NY10854,CTDOH-PH-0723,PADEP-68-04440

Alkalinity, Total

Log-in Notes:

Sample Notes:

Sample Prepared by Method: Analysis Preparation

CAS No.	Parameter	Result	Flag	Units	Reported to LOQ	Dilution	Reference Method	Date/Time Prepared	Date/Time Analyzed	Analyst
14807-96-6	Alkalinity, total	64		mg/L	2.0	1	SM 2320B	04/25/2025 06:44	04/25/2025 15:33	JAMT

Certifications: NELAC-NY10854,CTDOH-PH-0723,NJDEP-CT005,PADEP-68-04

Ammonia Nitrogen as N

Log-in Notes:

Sample Notes:

Sample Prepared by Method: Analysis Preparation

CAS No.	Parameter	Result	Flag	Units	Reported to LOQ	Dilution	Reference Method	Date/Time Prepared	Date/Time Analyzed	Analyst
---------	-----------	--------	------	-------	-----------------	----------	------------------	--------------------	--------------------	---------



Sample Information

Client Sample ID: Monitoring Well #DG 1.5C

York Sample ID: 25D1573-06

Table with 5 columns: York Project (SDG) No., Client Project ID, Matrix, Collection Date/Time, Date Received. Values: 25D1573, 2504416, Water, April 23, 2025 2:40 pm, 04/24/2025

Ammonia Nitrogen as N

Log-in Notes:

Sample Notes:

Sample Prepared by Method: Analysis Preparation

Table with 12 columns: CAS No., Parameter, Result, Flag, Units, Reported to LOQ, Dilution, Reference Method, Date/Time Prepared, Date/Time Analyzed, Analyst. Row 1: 7664-41-7, Ammonia Nitrogen as N, 0.103, mg/L, 0.0500, 1, SM 4500-NH3 D, 04/25/2025 10:45, 04/25/2025 10:45, TCD

Total Kjeldahl Nitrogen

Log-in Notes:

Sample Notes:

Sample Prepared by Method: Analysis Prep for SAA

Table with 12 columns: CAS No., Parameter, Result, Flag, Units, Reported to LOQ, Dilution, Reference Method, Date/Time Prepared, Date/Time Analyzed, Analyst. Row 1: Total Kjeldahl Nitrogen, 1.82, mg/L, 0.400, 5, SM 4500-N Org D, 04/28/2025 15:45, 04/29/2025 09:20, TCD

Total Nitrogen (TN)

Log-in Notes:

Sample Notes:

Sample Prepared by Method: Analysis Prep for SAA

Table with 12 columns: CAS No., Parameter, Result, Flag, Units, Reported to LOQ, Dilution, Reference Method, Date/Time Prepared, Date/Time Analyzed, Analyst. Row 1: * Total Nitrogen, 6.28, mg/L, 0.0500, 1, SM 4500-N B, 04/30/2025 13:26, 04/30/2025 13:26, AD

Total Organic Nitrogen(TON)

Log-in Notes:

Sample Notes:

Sample Prepared by Method: Analysis Prep for SAA

Table with 12 columns: CAS No., Parameter, Result, Flag, Units, Reported to LOQ, Dilution, Reference Method, Date/Time Prepared, Date/Time Analyzed, Analyst. Row 1: TON, * Total Organic Nitrogen, 1.72, mg/L, 0.100, 1, SM 4500-N, 04/30/2025 13:26, 04/30/2025 13:26, AD

Sample Information

Client Sample ID: Monitoring Well #DG 2

York Sample ID: 25D1573-07

Table with 5 columns: York Project (SDG) No., Client Project ID, Matrix, Collection Date/Time, Date Received. Values: 25D1573, 2504416, Water, April 23, 2025 2:45 pm, 04/24/2025

Nitrate as N

Log-in Notes:

Sample Notes:

Sample Prepared by Method: EPA 300

Table with 12 columns: CAS No., Parameter, Result, Flag, Units, Reported to LOQ, Dilution, Reference Method, Date/Time Prepared, Date/Time Analyzed, Analyst. Row 1: 14797-55-8, Nitrate as N, ND, mg/L, 0.0500, 1, EPA 300.0, 04/25/2025 00:29, 04/25/2025 00:29, DNP

Nitrite as N

Log-in Notes:

Sample Notes:

Sample Prepared by Method: EPA 300

Table with 12 columns: CAS No., Parameter, Result, Flag, Units, Reported to LOQ, Dilution, Reference Method, Date/Time Prepared, Date/Time Analyzed, Analyst. Row 1: Empty header row



Sample Information

Client Sample ID: Monitoring Well #DG 2

York Sample ID: 25D1573-07

<u>York Project (SDG) No.</u> 25D1573	<u>Client Project ID</u> 2504416	<u>Matrix</u> Water	<u>Collection Date/Time</u> April 23, 2025 2:45 pm	<u>Date Received</u> 04/24/2025
--	-------------------------------------	------------------------	---	------------------------------------

Nitrite as N

Log-in Notes:

Sample Notes:

Sample Prepared by Method: EPA 300

CAS No.	Parameter	Result	Flag	Units	Reported to LOQ	Dilution	Reference Method	Date/Time Prepared	Date/Time Analyzed	Analyst
14797-65-0	Nitrite as N	ND		mg/L	0.0500	1	EPA 300.0 Certifications: NELAC-NY10854,CTDOH-PH-0723,PADEP-68-04440	04/25/2025 00:29	04/25/2025 00:29	DNP

Alkalinity, Total

Log-in Notes:

Sample Notes:

Sample Prepared by Method: Analysis Preparation

CAS No.	Parameter	Result	Flag	Units	Reported to LOQ	Dilution	Reference Method	Date/Time Prepared	Date/Time Analyzed	Analyst
14807-96-6	Alkalinity, total	210		mg/L	2.0	1	SM 2320B Certifications: NELAC-NY10854,CTDOH-PH-0723,NJDEP-CT005,PADEP-68-04	04/25/2025 06:44	04/25/2025 15:33	JAMT

Ammonia Nitrogen as N

Log-in Notes:

Sample Notes:

Sample Prepared by Method: Analysis Preparation

CAS No.	Parameter	Result	Flag	Units	Reported to LOQ	Dilution	Reference Method	Date/Time Prepared	Date/Time Analyzed	Analyst
7664-41-7	Ammonia Nitrogen as N	0.941		mg/L	0.0500	1	SM 4500-NH3 D Certifications: NELAC-NY10854,CTDOH-PH-0723,NJDEP-CT005,PADEP-68-04	04/25/2025 10:45	04/25/2025 10:45	TCD

Total Kjeldahl Nitrogen

Log-in Notes:

Sample Notes:

Sample Prepared by Method: Analysis Prep for SAA

CAS No.	Parameter	Result	Flag	Units	Reported to LOQ	Dilution	Reference Method	Date/Time Prepared	Date/Time Analyzed	Analyst
	Total Kjeldahl Nitrogen	1.26		mg/L	0.400	5	SM 4500-N Org D Certifications: NELAC-NY10854,CTDOH-PH-0723,NJDEP-CT005,PADEP-68-04	04/28/2025 15:45	04/29/2025 09:20	TCD

Total Nitrogen (TN)

Log-in Notes:

Sample Notes:

Sample Prepared by Method: Analysis Prep for SAA

CAS No.	Parameter	Result	Flag	Units	Reported to LOQ	Dilution	Reference Method	Date/Time Prepared	Date/Time Analyzed	Analyst
	* Total Nitrogen	1.26		mg/L	0.0500	1	SM 4500-N B Certifications:	04/30/2025 13:26	04/30/2025 13:26	AD

Total Organic Nitrogen(TON)

Log-in Notes:

Sample Notes:

Sample Prepared by Method: Analysis Prep for SAA

CAS No.	Parameter	Result	Flag	Units	Reported to LOQ	Dilution	Reference Method	Date/Time Prepared	Date/Time Analyzed	Analyst
TON	* Total Organic Nitrogen	0.319		mg/L	0.100	1	SM 4500-N Certifications:	04/30/2025 13:26	04/30/2025 13:26	AD



Sample Information

Client Sample ID: Monitoring Well #DG 3

York Sample ID: 25D1573-08

<u>York Project (SDG) No.</u> 25D1573	<u>Client Project ID</u> 2504416	<u>Matrix</u> Water	<u>Collection Date/Time</u> April 23, 2025 2:50 pm	<u>Date Received</u> 04/24/2025
--	-------------------------------------	------------------------	---	------------------------------------

Nitrate as N

Log-in Notes:

Sample Notes:

Sample Prepared by Method: EPA 300

CAS No.	Parameter	Result	Flag	Units	Reported to LOQ	Dilution	Reference Method	Date/Time Prepared	Date/Time Analyzed	Analyst
14797-55-8	Nitrate as N	0.115		mg/L	0.0500	1	EPA 300.0	04/25/2025 00:40	04/25/2025 00:40	DNP
Certifications: NELAC-NY10854,CTDOH-PH-0723,NJDEP-CT005,PADEP-68-04										

Nitrite as N

Log-in Notes:

Sample Notes:

Sample Prepared by Method: EPA 300

CAS No.	Parameter	Result	Flag	Units	Reported to LOQ	Dilution	Reference Method	Date/Time Prepared	Date/Time Analyzed	Analyst
14797-65-0	Nitrite as N	ND		mg/L	0.0500	1	EPA 300.0	04/25/2025 00:40	04/25/2025 00:40	DNP
Certifications: NELAC-NY10854,CTDOH-PH-0723,PADEP-68-04440										

Alkalinity, Total

Log-in Notes:

Sample Notes:

Sample Prepared by Method: Analysis Preparation

CAS No.	Parameter	Result	Flag	Units	Reported to LOQ	Dilution	Reference Method	Date/Time Prepared	Date/Time Analyzed	Analyst
14807-96-6	Alkalinity, total	200		mg/L	2.0	1	SM 2320B	04/25/2025 06:44	04/25/2025 15:33	JAMT
Certifications: NELAC-NY10854,CTDOH-PH-0723,NJDEP-CT005,PADEP-68-04										

Ammonia Nitrogen as N

Log-in Notes:

Sample Notes:

Sample Prepared by Method: Analysis Preparation

CAS No.	Parameter	Result	Flag	Units	Reported to LOQ	Dilution	Reference Method	Date/Time Prepared	Date/Time Analyzed	Analyst
7664-41-7	Ammonia Nitrogen as N	0.787		mg/L	0.0500	1	SM 4500-NH3 D	04/25/2025 10:45	04/25/2025 10:45	TCD
Certifications: NELAC-NY10854,CTDOH-PH-0723,NJDEP-CT005,PADEP-68-04										

Total Kjeldahl Nitrogen

Log-in Notes:

Sample Notes:

Sample Prepared by Method: Analysis Prep for SAA

CAS No.	Parameter	Result	Flag	Units	Reported to LOQ	Dilution	Reference Method	Date/Time Prepared	Date/Time Analyzed	Analyst
	Total Kjeldahl Nitrogen	0.890		mg/L	0.400	5	SM 4500-N Org D	04/28/2025 15:45	04/29/2025 09:20	TCD
Certifications: NELAC-NY10854,CTDOH-PH-0723,NJDEP-CT005,PADEP-68-04										

Total Nitrogen (TN)

Log-in Notes:

Sample Notes:

Sample Prepared by Method: Analysis Prep for SAA

CAS No.	Parameter	Result	Flag	Units	Reported to LOQ	Dilution	Reference Method	Date/Time Prepared	Date/Time Analyzed	Analyst
	* Total Nitrogen	1.00		mg/L	0.0500	1	SM 4500-N B	04/30/2025 13:26	04/30/2025 13:26	AD
Certifications:										

Total Organic Nitrogen(TON)

Log-in Notes:

Sample Notes:

Sample Prepared by Method: Analysis Prep for SAA

CAS No.	Parameter	Result	Flag	Units	Reported to LOQ	Dilution	Reference Method	Date/Time Prepared	Date/Time Analyzed	Analyst
TON	* Total Organic Nitrogen	0.103		mg/L	0.100	1	SM 4500-N	04/30/2025 13:26	04/30/2025 13:26	AD
Certifications:										



Sample Information

Client Sample ID: Monitoring Well #DG 3

York Sample ID: 25D1573-08

<u>York Project (SDG) No.</u> 25D1573	<u>Client Project ID</u> 2504416	<u>Matrix</u> Water	<u>Collection Date/Time</u> April 23, 2025 2:50 pm	<u>Date Received</u> 04/24/2025
--	-------------------------------------	------------------------	---	------------------------------------

Sample Information

Client Sample ID: Monitoring Well #DF 1

York Sample ID: 25D1573-09

<u>York Project (SDG) No.</u> 25D1573	<u>Client Project ID</u> 2504416	<u>Matrix</u> Water	<u>Collection Date/Time</u> April 23, 2025 2:55 pm	<u>Date Received</u> 04/24/2025
--	-------------------------------------	------------------------	---	------------------------------------

Nitrate as N

Log-in Notes:

Sample Notes:

Sample Prepared by Method: EPA 300

CAS No.	Parameter	Result	Flag	Units	Reported to LOQ	Dilution	Reference Method	Date/Time Prepared	Date/Time Analyzed	Analyst
14797-55-8	Nitrate as N	2.42		mg/L	0.0500	1	EPA 300.0	04/25/2025 00:50	04/25/2025 00:50	DNP
							Certifications:	NELAC-NY10854,CTDOH-PH-0723,NJDEP-CT005,PADEP-68-04		

Nitrite as N

Log-in Notes:

Sample Notes:

Sample Prepared by Method: EPA 300

CAS No.	Parameter	Result	Flag	Units	Reported to LOQ	Dilution	Reference Method	Date/Time Prepared	Date/Time Analyzed	Analyst
14797-65-0	Nitrite as N	ND		mg/L	0.0500	1	EPA 300.0	04/25/2025 00:50	04/25/2025 00:50	DNP
							Certifications:	NELAC-NY10854,CTDOH-PH-0723,PADEP-68-04440		

Alkalinity, Total

Log-in Notes:

Sample Notes:

Sample Prepared by Method: Analysis Preparation

CAS No.	Parameter	Result	Flag	Units	Reported to LOQ	Dilution	Reference Method	Date/Time Prepared	Date/Time Analyzed	Analyst
14807-96-6	Alkalinity, total	480		mg/L	2.0	1	SM 2320B	04/25/2025 06:44	04/25/2025 15:33	JAMT
							Certifications:	NELAC-NY10854,CTDOH-PH-0723,NJDEP-CT005,PADEP-68-04		

Ammonia Nitrogen as N

Log-in Notes:

Sample Notes:

Sample Prepared by Method: Analysis Preparation

CAS No.	Parameter	Result	Flag	Units	Reported to LOQ	Dilution	Reference Method	Date/Time Prepared	Date/Time Analyzed	Analyst
7664-41-7	Ammonia Nitrogen as N	19.1		mg/L	0.0500	1	SM 4500-NH3 D	04/25/2025 10:45	04/25/2025 10:45	TCD
							Certifications:	NELAC-NY10854,CTDOH-PH-0723,NJDEP-CT005,PADEP-68-04		

Total Kjeldahl Nitrogen

Log-in Notes:

Sample Notes:

Sample Prepared by Method: Analysis Prep for SAA

CAS No.	Parameter	Result	Flag	Units	Reported to LOQ	Dilution	Reference Method	Date/Time Prepared	Date/Time Analyzed	Analyst
	Total Kjeldahl Nitrogen	20.2		mg/L	0.400	5	SM 4500-N Org D	04/28/2025 15:45	04/29/2025 09:20	TCD
							Certifications:	NELAC-NY10854,CTDOH-PH-0723,NJDEP-CT005,PADEP-68-04		

Total Nitrogen (TN)

Log-in Notes:

Sample Notes:

Sample Prepared by Method: Analysis Prep for SAA

CAS No.	Parameter	Result	Flag	Units	Reported to LOQ	Dilution	Reference Method	Date/Time Prepared	Date/Time Analyzed	Analyst
---------	-----------	--------	------	-------	-----------------	----------	------------------	--------------------	--------------------	---------



Sample Information

Client Sample ID: Monitoring Well #DF 1

York Sample ID: 25D1573-09

<u>York Project (SDG) No.</u> 25D1573	<u>Client Project ID</u> 2504416	<u>Matrix</u> Water	<u>Collection Date/Time</u> April 23, 2025 2:55 pm	<u>Date Received</u> 04/24/2025
--	-------------------------------------	------------------------	---	------------------------------------

Total Nitrogen (TN)

Log-in Notes:

Sample Notes:

Sample Prepared by Method: Analysis Prep for SAA

CAS No.	Parameter	Result	Flag	Units	Reported to LOQ	Dilution	Reference Method	Date/Time Prepared	Date/Time Analyzed	Analyst
* Total Nitrogen		22.6		mg/L	0.0500	1	SM 4500-N B	04/30/2025 13:26	04/30/2025 13:26	AD

Certifications:

Total Organic Nitrogen(TON)

Log-in Notes:

Sample Notes:

Sample Prepared by Method: Analysis Prep for SAA

CAS No.	Parameter	Result	Flag	Units	Reported to LOQ	Dilution	Reference Method	Date/Time Prepared	Date/Time Analyzed	Analyst
TON * Total Organic Nitrogen		1.10		mg/L	0.100	1	SM 4500-N	04/30/2025 13:26	04/30/2025 13:26	AD

Certifications:

Sample Information

Client Sample ID: Monitoring Well #DF 3

York Sample ID: 25D1573-10

<u>York Project (SDG) No.</u> 25D1573	<u>Client Project ID</u> 2504416	<u>Matrix</u> Water	<u>Collection Date/Time</u> April 23, 2025 3:00 pm	<u>Date Received</u> 04/24/2025
--	-------------------------------------	------------------------	---	------------------------------------

Nitrate as N

Log-in Notes:

Sample Notes:

Sample Prepared by Method: EPA 300

CAS No.	Parameter	Result	Flag	Units	Reported to LOQ	Dilution	Reference Method	Date/Time Prepared	Date/Time Analyzed	Analyst
14797-55-8 Nitrate as N		3.44	HT-01R	mg/L	0.250	5	EPA 300.0	04/25/2025 16:08	04/25/2025 16:08	DNP

Certifications: NELAC-NY10854,CTDOH-PH-0723,NJDEP-CT005,PADEP-68-04

Nitrite as N

Log-in Notes:

Sample Notes:

Sample Prepared by Method: EPA 300

CAS No.	Parameter	Result	Flag	Units	Reported to LOQ	Dilution	Reference Method	Date/Time Prepared	Date/Time Analyzed	Analyst
14797-65-0 Nitrite as N		ND		mg/L	0.0500	1	EPA 300.0	04/25/2025 01:00	04/25/2025 01:00	DNP

Certifications: NELAC-NY10854,CTDOH-PH-0723,PADEP-68-04440

Alkalinity, Total

Log-in Notes:

Sample Notes:

Sample Prepared by Method: Analysis Preparation

CAS No.	Parameter	Result	Flag	Units	Reported to LOQ	Dilution	Reference Method	Date/Time Prepared	Date/Time Analyzed	Analyst
14807-96-6 Alkalinity, total		570		mg/L	2.0	1	SM 2320B	04/25/2025 06:44	04/25/2025 15:33	JAMT

Certifications: NELAC-NY10854,CTDOH-PH-0723,NJDEP-CT005,PADEP-68-04

Ammonia Nitrogen as N

Log-in Notes:

Sample Notes:

Sample Prepared by Method: Analysis Preparation

CAS No.	Parameter	Result	Flag	Units	Reported to LOQ	Dilution	Reference Method	Date/Time Prepared	Date/Time Analyzed	Analyst
---------	-----------	--------	------	-------	-----------------	----------	------------------	--------------------	--------------------	---------



Sample Information

Client Sample ID: Monitoring Well #DF 3

York Sample ID: 25D1573-10

<u>York Project (SDG) No.</u> 25D1573	<u>Client Project ID</u> 2504416	<u>Matrix</u> Water	<u>Collection Date/Time</u> April 23, 2025 3:00 pm	<u>Date Received</u> 04/24/2025
--	-------------------------------------	------------------------	---	------------------------------------

Ammonia Nitrogen as N

Log-in Notes:

Sample Notes:

Sample Prepared by Method: Analysis Preparation

CAS No.	Parameter	Result	Flag	Units	Reported to LOQ	Dilution	Reference Method	Date/Time Prepared	Date/Time Analyzed	Analyst
7664-41-7	Ammonia Nitrogen as N	4.96		mg/L	0.0500	1	SM 4500-NH3 D	04/25/2025 10:45	04/25/2025 10:45	TCD
Certifications: NELAC-NY10854,CTDOH-PH-0723,NJDEP-CT005,PADEP-68-04										

Total Kjeldahl Nitrogen

Log-in Notes:

Sample Notes:

Sample Prepared by Method: Analysis Prep for SAA

CAS No.	Parameter	Result	Flag	Units	Reported to LOQ	Dilution	Reference Method	Date/Time Prepared	Date/Time Analyzed	Analyst
	Total Kjeldahl Nitrogen	6.15		mg/L	0.400	5	SM 4500-N Org D	04/28/2025 15:45	04/29/2025 09:20	TCD
Certifications: NELAC-NY10854,CTDOH-PH-0723,NJDEP-CT005,PADEP-68-04										

Total Nitrogen (TN)

Log-in Notes:

Sample Notes:

Sample Prepared by Method: Analysis Prep for SAA

CAS No.	Parameter	Result	Flag	Units	Reported to LOQ	Dilution	Reference Method	Date/Time Prepared	Date/Time Analyzed	Analyst
	* Total Nitrogen	9.59		mg/L	0.0500	1	SM 4500-N B	04/30/2025 13:26	04/30/2025 13:26	AD
Certifications:										

Total Organic Nitrogen(TON)

Log-in Notes:

Sample Notes:

Sample Prepared by Method: Analysis Prep for SAA

CAS No.	Parameter	Result	Flag	Units	Reported to LOQ	Dilution	Reference Method	Date/Time Prepared	Date/Time Analyzed	Analyst
TON	* Total Organic Nitrogen	1.19		mg/L	0.100	1	SM 4500-N	04/30/2025 13:26	04/30/2025 13:26	AD
Certifications:										

Sample Information

Client Sample ID: Monitoring Well #BG 1

York Sample ID: 25D1573-11

<u>York Project (SDG) No.</u> 25D1573	<u>Client Project ID</u> 2504416	<u>Matrix</u> Water	<u>Collection Date/Time</u> April 23, 2025 3:05 pm	<u>Date Received</u> 04/24/2025
--	-------------------------------------	------------------------	---	------------------------------------

Nitrate as N

Log-in Notes:

Sample Notes:

Sample Prepared by Method: EPA 300

CAS No.	Parameter	Result	Flag	Units	Reported to LOQ	Dilution	Reference Method	Date/Time Prepared	Date/Time Analyzed	Analyst
14797-55-8	Nitrate as N	15.9		mg/L	0.250	5	EPA 300.0	04/25/2025 10:43	04/25/2025 10:43	DNP
Certifications: NELAC-NY10854,CTDOH-PH-0723,NJDEP-CT005,PADEP-68-04										

Nitrite as N

Log-in Notes:

Sample Notes:

Sample Prepared by Method: EPA 300

CAS No.	Parameter	Result	Flag	Units	Reported to LOQ	Dilution	Reference Method	Date/Time Prepared	Date/Time Analyzed	Analyst
---------	-----------	--------	------	-------	-----------------	----------	------------------	--------------------	--------------------	---------



Sample Information

Client Sample ID: Monitoring Well #BG 1

York Sample ID: 25D1573-11

<u>York Project (SDG) No.</u> 25D1573	<u>Client Project ID</u> 2504416	<u>Matrix</u> Water	<u>Collection Date/Time</u> April 23, 2025 3:05 pm	<u>Date Received</u> 04/24/2025
--	-------------------------------------	------------------------	---	------------------------------------

Nitrite as N

Log-in Notes:

Sample Notes:

Sample Prepared by Method: EPA 300

CAS No.	Parameter	Result	Flag	Units	Reported to LOQ	Dilution	Reference Method	Date/Time Prepared	Date/Time Analyzed	Analyst
14797-65-0	Nitrite as N	ND		mg/L	0.0500	1	EPA 300.0 Certifications: NELAC-NY10854,CTDOH-PH-0723,PADEP-68-04440	04/25/2025 01:34	04/25/2025 01:34	DNP

Alkalinity, Total

Log-in Notes:

Sample Notes:

Sample Prepared by Method: Analysis Preparation

CAS No.	Parameter	Result	Flag	Units	Reported to LOQ	Dilution	Reference Method	Date/Time Prepared	Date/Time Analyzed	Analyst
14807-96-6	Alkalinity, total	380		mg/L	2.0	1	SM 2320B Certifications: NELAC-NY10854,CTDOH-PH-0723,NJDEP-CT005,PADEP-68-04	04/28/2025 06:30	04/28/2025 15:34	SMM

Ammonia Nitrogen as N

Log-in Notes:

Sample Notes:

Sample Prepared by Method: Analysis Preparation

CAS No.	Parameter	Result	Flag	Units	Reported to LOQ	Dilution	Reference Method	Date/Time Prepared	Date/Time Analyzed	Analyst
7664-41-7	Ammonia Nitrogen as N	ND		mg/L	0.0500	1	SM 4500-NH3 D Certifications: NELAC-NY10854,CTDOH-PH-0723,NJDEP-CT005,PADEP-68-04	04/25/2025 10:45	04/25/2025 10:45	TCD

Total Kjeldahl Nitrogen

Log-in Notes:

Sample Notes:

Sample Prepared by Method: Analysis Prep for SAA

CAS No.	Parameter	Result	Flag	Units	Reported to LOQ	Dilution	Reference Method	Date/Time Prepared	Date/Time Analyzed	Analyst
	Total Kjeldahl Nitrogen	1.87		mg/L	0.400	5	SM 4500-N Org D Certifications: NELAC-NY10854,CTDOH-PH-0723,NJDEP-CT005,PADEP-68-04	04/28/2025 15:45	04/29/2025 09:20	TCD

Total Nitrogen (TN)

Log-in Notes:

Sample Notes:

Sample Prepared by Method: Analysis Prep for SAA

CAS No.	Parameter	Result	Flag	Units	Reported to LOQ	Dilution	Reference Method	Date/Time Prepared	Date/Time Analyzed	Analyst
	* Total Nitrogen	17.8		mg/L	0.0500	1	SM 4500-N B Certifications:	04/30/2025 13:26	04/30/2025 13:26	AD

Total Organic Nitrogen(TON)

Log-in Notes:

Sample Notes:

Sample Prepared by Method: Analysis Prep for SAA

CAS No.	Parameter	Result	Flag	Units	Reported to LOQ	Dilution	Reference Method	Date/Time Prepared	Date/Time Analyzed	Analyst
TON	* Total Organic Nitrogen	1.87		mg/L	0.100	1	SM 4500-N Certifications:	04/30/2025 13:26	04/30/2025 13:26	AD



Sample Information

Client Sample ID: Monitoring Well #BG 2

York Sample ID: 25D1573-12

<u>York Project (SDG) No.</u> 25D1573	<u>Client Project ID</u> 2504416	<u>Matrix</u> Water	<u>Collection Date/Time</u> April 23, 2025 3:10 pm	<u>Date Received</u> 04/24/2025
--	-------------------------------------	------------------------	---	------------------------------------

Nitrate as N

Log-in Notes:

Sample Notes:

Sample Prepared by Method: EPA 300

CAS No.	Parameter	Result	Flag	Units	Reported to LOQ	Dilution	Reference Method	Date/Time Prepared	Date/Time Analyzed	Analyst
14797-55-8	Nitrate as N	10.0		mg/L	0.0500	1	EPA 300.0	04/25/2025 01:44	04/25/2025 01:44	DNP
Certifications: NELAC-NY10854,CTDOH-PH-0723,NJDEP-CT005,PADEP-68-04										

Nitrite as N

Log-in Notes:

Sample Notes:

Sample Prepared by Method: EPA 300

CAS No.	Parameter	Result	Flag	Units	Reported to LOQ	Dilution	Reference Method	Date/Time Prepared	Date/Time Analyzed	Analyst
14797-65-0	Nitrite as N	ND		mg/L	0.0500	1	EPA 300.0	04/25/2025 01:44	04/25/2025 01:44	DNP
Certifications: NELAC-NY10854,CTDOH-PH-0723,PADEP-68-04440										

Alkalinity, Total

Log-in Notes:

Sample Notes:

Sample Prepared by Method: Analysis Preparation

CAS No.	Parameter	Result	Flag	Units	Reported to LOQ	Dilution	Reference Method	Date/Time Prepared	Date/Time Analyzed	Analyst
14807-96-6	Alkalinity, total	12		mg/L	2.0	1	SM 2320B	04/28/2025 06:30	04/28/2025 15:34	SMM
Certifications: NELAC-NY10854,CTDOH-PH-0723,NJDEP-CT005,PADEP-68-04										

Ammonia Nitrogen as N

Log-in Notes:

Sample Notes:

Sample Prepared by Method: Analysis Preparation

CAS No.	Parameter	Result	Flag	Units	Reported to LOQ	Dilution	Reference Method	Date/Time Prepared	Date/Time Analyzed	Analyst
7664-41-7	Ammonia Nitrogen as N	0.116		mg/L	0.0500	1	SM 4500-NH3 D	04/25/2025 10:45	04/25/2025 10:45	TCD
Certifications: NELAC-NY10854,CTDOH-PH-0723,NJDEP-CT005,PADEP-68-04										

Total Kjeldahl Nitrogen

Log-in Notes:

Sample Notes:

Sample Prepared by Method: Analysis Prep for SAA

CAS No.	Parameter	Result	Flag	Units	Reported to LOQ	Dilution	Reference Method	Date/Time Prepared	Date/Time Analyzed	Analyst
	Total Kjeldahl Nitrogen	1.79		mg/L	0.400	5	SM 4500-N Org D	04/28/2025 15:45	04/29/2025 09:20	TCD
Certifications: NELAC-NY10854,CTDOH-PH-0723,NJDEP-CT005,PADEP-68-04										

Total Nitrogen (TN)

Log-in Notes:

Sample Notes:

Sample Prepared by Method: Analysis Prep for SAA

CAS No.	Parameter	Result	Flag	Units	Reported to LOQ	Dilution	Reference Method	Date/Time Prepared	Date/Time Analyzed	Analyst
	* Total Nitrogen	11.8		mg/L	0.0500	1	SM 4500-N B	04/30/2025 13:26	04/30/2025 13:26	AD
Certifications:										

Total Organic Nitrogen(TON)

Log-in Notes:

Sample Notes:

Sample Prepared by Method: Analysis Prep for SAA

CAS No.	Parameter	Result	Flag	Units	Reported to LOQ	Dilution	Reference Method	Date/Time Prepared	Date/Time Analyzed	Analyst
TON	* Total Organic Nitrogen	1.67		mg/L	0.100	1	SM 4500-N	04/30/2025 13:26	04/30/2025 13:26	AD
Certifications:										



Sample Information

Client Sample ID: Monitoring Well #BG 2

York Sample ID: 25D1573-12

<u>York Project (SDG) No.</u> 25D1573	<u>Client Project ID</u> 2504416	<u>Matrix</u> Water	<u>Collection Date/Time</u> April 23, 2025 3:10 pm	<u>Date Received</u> 04/24/2025
--	-------------------------------------	------------------------	---	------------------------------------

Sample Information

Client Sample ID: Monitoring Well #WASTE WATER

York Sample ID: 25D1573-13

<u>York Project (SDG) No.</u> 25D1573	<u>Client Project ID</u> 2504416	<u>Matrix</u> Water	<u>Collection Date/Time</u> April 23, 2025 3:14 pm	<u>Date Received</u> 04/24/2025
--	-------------------------------------	------------------------	---	------------------------------------

Nitrate as N

Log-in Notes:

Sample Notes:

Sample Prepared by Method: EPA 300

CAS No.	Parameter	Result	Flag	Units	Reported to LOQ	Dilution	Reference Method	Date/Time Prepared	Date/Time Analyzed	Analyst
14797-55-8	Nitrate as N	ND		mg/L	0.0500	1	EPA 300.0 Certifications: NELAC-NY10854,CTDOH-PH-0723,NJDEP-CT005,PADEP-68-044	04/25/2025 01:55	04/25/2025 01:55	DNP

Nitrite as N

Log-in Notes:

Sample Notes:

Sample Prepared by Method: EPA 300

CAS No.	Parameter	Result	Flag	Units	Reported to LOQ	Dilution	Reference Method	Date/Time Prepared	Date/Time Analyzed	Analyst
14797-65-0	Nitrite as N	ND		mg/L	0.0500	1	EPA 300.0 Certifications: NELAC-NY10854,CTDOH-PH-0723,PADEP-68-04440	04/25/2025 01:55	04/25/2025 01:55	DNP

Alkalinity, Total

Log-in Notes:

Sample Notes:

Sample Prepared by Method: Analysis Preparation

CAS No.	Parameter	Result	Flag	Units	Reported to LOQ	Dilution	Reference Method	Date/Time Prepared	Date/Time Analyzed	Analyst
14807-96-6	Alkalinity, total	460		mg/L	2.0	1	SM 2320B Certifications: NELAC-NY10854,CTDOH-PH-0723,NJDEP-CT005,PADEP-68-04	04/28/2025 06:30	04/28/2025 15:34	SMM

Ammonia Nitrogen as N

Log-in Notes:

Sample Notes:

Sample Prepared by Method: Analysis Preparation

CAS No.	Parameter	Result	Flag	Units	Reported to LOQ	Dilution	Reference Method	Date/Time Prepared	Date/Time Analyzed	Analyst
7664-41-7	Ammonia Nitrogen as N	24.6		mg/L	0.0500	1	SM 4500-NH3 D Certifications: NELAC-NY10854,CTDOH-PH-0723,NJDEP-CT005,PADEP-68-04	04/25/2025 10:45	04/25/2025 10:45	TCD

Total Kjeldahl Nitrogen

Log-in Notes:

Sample Notes:

Sample Prepared by Method: Analysis Prep for SAA

CAS No.	Parameter	Result	Flag	Units	Reported to LOQ	Dilution	Reference Method	Date/Time Prepared	Date/Time Analyzed	Analyst
	Total Kjeldahl Nitrogen	24.6		mg/L	0.400	5	SM 4500-N Org D Certifications: NELAC-NY10854,CTDOH-PH-0723,NJDEP-CT005,PADEP-68-04	04/28/2025 15:45	04/29/2025 09:20	TCD

Total Nitrogen (TN)

Log-in Notes:

Sample Notes:

Sample Prepared by Method: Analysis Prep for SAA

CAS No.	Parameter	Result	Flag	Units	Reported to LOQ	Dilution	Reference Method	Date/Time Prepared	Date/Time Analyzed	Analyst
---------	-----------	--------	------	-------	-----------------	----------	------------------	--------------------	--------------------	---------



Sample Information

Client Sample ID: Monitoring Well #WASTE WATER

York Sample ID: 25D1573-13

<u>York Project (SDG) No.</u> 25D1573	<u>Client Project ID</u> 2504416	<u>Matrix</u> Water	<u>Collection Date/Time</u> April 23, 2025 3:14 pm	<u>Date Received</u> 04/24/2025
--	-------------------------------------	------------------------	---	------------------------------------

Total Nitrogen (TN)

Log-in Notes:

Sample Notes:

Sample Prepared by Method: Analysis Prep for SAA

CAS No.	Parameter	Result	Flag	Units	Reported to LOQ	Dilution	Reference Method	Date/Time Prepared	Date/Time Analyzed	Analyst
* Total Nitrogen		24.6		mg/L	0.0500	1	SM 4500-N B	04/30/2025 13:26	04/30/2025 13:26	AD
Certifications:										

Total Organic Nitrogen(TON)

Log-in Notes:

Sample Notes:

Sample Prepared by Method: Analysis Prep for SAA

CAS No.	Parameter	Result	Flag	Units	Reported to LOQ	Dilution	Reference Method	Date/Time Prepared	Date/Time Analyzed	Analyst
TON	* Total Organic Nitrogen	ND		mg/L	0.100	1	SM 4500-N	04/30/2025 13:26	04/30/2025 13:26	AD
Certifications:										



Analytical Batch Summary

Batch ID: BD51832 **Preparation Method:** Analysis Preparation **Prepared By:** SMM

YORK Sample ID	Client Sample ID	Preparation Date
25D1573-01	Monitoring Well #DG 0.5	04/25/25
25D1573-02	Monitoring Well #DG 1.0	04/25/25
25D1573-03	Monitoring Well #DG 1.5	04/25/25
25D1573-04	Monitoring Well #DG 1.5A	04/25/25
25D1573-05	Monitoring Well #DG 1.5B	04/25/25
25D1573-06	Monitoring Well #DG 1.5C	04/25/25
25D1573-07	Monitoring Well #DG 2	04/25/25
25D1573-08	Monitoring Well #DG 3	04/25/25
25D1573-09	Monitoring Well #DF 1	04/25/25
25D1573-10	Monitoring Well #DF 3	04/25/25
BD51832-SRM1	Reference	04/25/25

Batch ID: BD51838 **Preparation Method:** Analysis Preparation **Prepared By:** TCD

YORK Sample ID	Client Sample ID	Preparation Date
25D1573-01	Monitoring Well #DG 0.5	04/25/25
25D1573-02	Monitoring Well #DG 1.0	04/25/25
25D1573-03	Monitoring Well #DG 1.5	04/25/25
25D1573-04	Monitoring Well #DG 1.5A	04/25/25
25D1573-05	Monitoring Well #DG 1.5B	04/25/25
25D1573-06	Monitoring Well #DG 1.5C	04/25/25
25D1573-07	Monitoring Well #DG 2	04/25/25
25D1573-08	Monitoring Well #DG 3	04/25/25
25D1573-09	Monitoring Well #DF 1	04/25/25
25D1573-10	Monitoring Well #DF 3	04/25/25
25D1573-11	Monitoring Well #BG 1	04/25/25
25D1573-12	Monitoring Well #BG 2	04/25/25
25D1573-13	Monitoring Well #WASTE WA	04/25/25
BD51838-BLK1	Blank	04/25/25
BD51838-BS1	LCS	04/25/25

Batch ID: BD51894 **Preparation Method:** Analysis Prep for SAA **Prepared By:** TCD

YORK Sample ID	Client Sample ID	Preparation Date
25D1573-01	Monitoring Well #DG 0.5	04/25/25
25D1573-02	Monitoring Well #DG 1.0	04/25/25
25D1573-03	Monitoring Well #DG 1.5	04/25/25
25D1573-04	Monitoring Well #DG 1.5A	04/25/25
BD51894-BLK1	Blank	04/25/25
BD51894-BS1	LCS	04/25/25

Batch ID: BD51927 **Preparation Method:** EPA 300 **Prepared By:** DNP

YORK Sample ID	Client Sample ID	Preparation Date
----------------	------------------	------------------



25D1573-01	Monitoring Well #DG 0.5	04/24/25
25D1573-02	Monitoring Well #DG 1.0	04/24/25
25D1573-03	Monitoring Well #DG 1.5	04/24/25
25D1573-04	Monitoring Well #DG 1.5A	04/24/25
25D1573-05	Monitoring Well #DG 1.5B	04/25/25
25D1573-06	Monitoring Well #DG 1.5C	04/25/25
25D1573-07	Monitoring Well #DG 2	04/25/25
25D1573-08	Monitoring Well #DG 3	04/25/25
25D1573-09	Monitoring Well #DF 1	04/25/25
25D1573-10	Monitoring Well #DF 3	04/25/25
25D1573-10	Monitoring Well #DF 3	04/25/25
25D1573-11	Monitoring Well #BG 1	04/25/25
25D1573-11	Monitoring Well #BG 1	04/25/25
25D1573-12	Monitoring Well #BG 2	04/25/25
25D1573-13	Monitoring Well #WASTE WA1	04/25/25
BD51927-BLK1	Blank	04/24/25
BD51927-BS1	LCS	04/24/25

Batch ID: BD51982 **Preparation Method:** Analysis Preparation **Prepared By:** SMM

YORK Sample ID	Client Sample ID	Preparation Date
25D1573-11	Monitoring Well #BG 1	04/28/25
25D1573-12	Monitoring Well #BG 2	04/28/25
25D1573-13	Monitoring Well #WASTE WA1	04/28/25
BD51982-SRM1	Reference	04/28/25

Batch ID: BD52021 **Preparation Method:** Analysis Prep for SAA **Prepared By:** TCD

YORK Sample ID	Client Sample ID	Preparation Date
25D1573-05	Monitoring Well #DG 1.5B	04/28/25
25D1573-06	Monitoring Well #DG 1.5C	04/28/25
25D1573-07	Monitoring Well #DG 2	04/28/25
25D1573-08	Monitoring Well #DG 3	04/28/25
25D1573-09	Monitoring Well #DF 1	04/28/25
25D1573-10	Monitoring Well #DF 3	04/28/25
25D1573-11	Monitoring Well #BG 1	04/28/25
25D1573-12	Monitoring Well #BG 2	04/28/25
25D1573-13	Monitoring Well #WASTE WA1	04/28/25
BD52021-BLK1	Blank	04/28/25
BD52021-BS1	LCS	04/28/25

Batch ID: BD52248 **Preparation Method:** Analysis Prep for SAA **Prepared By:** AD

YORK Sample ID	Client Sample ID	Preparation Date
25D1573-01	Monitoring Well #DG 0.5	04/30/25
25D1573-02	Monitoring Well #DG 1.0	04/30/25
25D1573-03	Monitoring Well #DG 1.5	04/30/25
25D1573-04	Monitoring Well #DG 1.5A	04/30/25
25D1573-05	Monitoring Well #DG 1.5B	04/30/25
25D1573-06	Monitoring Well #DG 1.5C	04/30/25



25D1573-07	Monitoring Well #DG 2	04/30/25
25D1573-08	Monitoring Well #DG 3	04/30/25
25D1573-09	Monitoring Well #DF 1	04/30/25
25D1573-10	Monitoring Well #DF 3	04/30/25
25D1573-11	Monitoring Well #BG 1	04/30/25
25D1573-12	Monitoring Well #BG 2	04/30/25
25D1573-13	Monitoring Well #WASTE WA	04/30/25



Anions by Ion Chromatography - Quality Control Data
York Analytical Laboratories, Inc. - Stratford

Analyte	Result	Reporting Limit	Units	Spike Level	Source* Result	%REC	%REC Limits	Flag	RPD	RPD Limit	Flag
---------	--------	-----------------	-------	-------------	----------------	------	-------------	------	-----	-----------	------

Batch BD51927 - EPA 300

Blank (BD51927-BLK1)

Prepared & Analyzed: 04/24/2025

Nitrate as N	ND	0.0500	mg/L								
Nitrite as N	ND	0.0500	"								

LCS (BD51927-BS1)

Prepared & Analyzed: 04/24/2025

Nitrate as N	10.4	0.0500	mg/L	10.0		104	90-110				
Nitrite as N	10.3	0.0500	"	10.0		103	90-110				



Wet Chemistry Parameters - Quality Control Data
York Analytical Laboratories, Inc. - Stratford

Analyte	Result	Reporting Limit	Units	Spike Level	Source* Result	%REC	%REC Limits	Flag	RPD	RPD Limit	Flag
Batch BD51832 - Analysis Preparation											
Reference (BD51832-SRM1)						Prepared & Analyzed: 04/25/2025					
Alkalinity, total	130		mg/L	135		94.8	91.1-105.9				
Batch BD51838 - Analysis Preparation											
Blank (BD51838-BLK1)						Prepared & Analyzed: 04/25/2025					
Ammonia Nitrogen as N	ND	0.0500	mg/L								
LCS (BD51838-BS1)						Prepared & Analyzed: 04/25/2025					
Ammonia Nitrogen as N	1.05	0.0500	mg/L	1.00		105	85-125				
Batch BD51894 - Analysis Prep for SAA											
Blank (BD51894-BLK1)						Prepared: 04/25/2025 Analyzed: 04/28/2025					
Total Kjeldahl Nitrogen	ND	0.400	mg/L								
LCS (BD51894-BS1)						Prepared: 04/25/2025 Analyzed: 04/28/2025					
Total Kjeldahl Nitrogen	5.10		mg/L	5.00		102	70-130				
Batch BD51982 - Analysis Preparation											
Reference (BD51982-SRM1)						Prepared & Analyzed: 04/28/2025					
Alkalinity, total	140		mg/L	135		104	91.1-105.9				
Batch BD52021 - Analysis Prep for SAA											
Blank (BD52021-BLK1)						Prepared: 04/28/2025 Analyzed: 04/29/2025					
Total Kjeldahl Nitrogen	ND	0.400	mg/L								



Wet Chemistry Parameters - Quality Control Data
York Analytical Laboratories, Inc. - Stratford

Analyte	Result	Reporting Limit	Units	Spike Level	Source* Result	%REC	%REC Limits	Flag	RPD	RPD Limit	Flag
---------	--------	-----------------	-------	-------------	----------------	------	-------------	------	-----	-----------	------

Batch BD52021 - Analysis Prep for SAA

LCS (BD52021-BS1)

Prepared: 04/28/2025 Analyzed: 04/29/2025

Total Kjeldahl Nitrogen	5.20		mg/L	5.00		104	70-130				
-------------------------	------	--	------	------	--	-----	--------	--	--	--	--





Sample and Data Qualifiers Relating to This Work Order

HT-01R This flag indicates that the sample was initially analyzed within recommended hold time and that a re-run was performed outside of the hold time.

Definitions and Other Explanations

*	Analyte is not certified or the state of the samples origination does not offer certification for the Analyte.
ND	NOT DETECTED - the analyte is not detected at the Reported to level (LOQ/RL or LOD/MDL)
RL	REPORTING LIMIT - the minimum reportable value based upon the lowest point in the analyte calibration curve.
LOQ	LIMIT OF QUANTITATION - the minimum concentration of a target analyte that can be reported within a specified degree of confidence. This is the lowest point in an analyte calibration curve that has been subjected to all steps of the processing/analysis and verified to meet defined criteria. This is based upon NELAC 2009 Standards and applies to all analyses.
LOD	LIMIT OF DETECTION - a verified estimate of the minimum concentration of a substance in a given matrix that an analytical process can reliably detect. This is based upon NELAC 2009 Standards and applies to all analyses conducted under the auspices of EPA SW-846.
MDL	METHOD DETECTION LIMIT - a statistically derived estimate of the minimum amount of a substance an analytical system can reliably detect with a 99% confidence that the concentration of the substance is greater than zero. This is based upon 40 CFR Part 136 Appendix B and applies only to EPA 600 and 200 series methods.
Reported to	This indicates that the data for a particular analysis is reported to either the LOD/MDL, or the LOQ/RL. In cases where the "Reported to" is located above the LOD/MDL, any value between this and the LOQ represents an estimated value which is "J" flagged accordingly. This applies to volatile and semi-volatile target compounds only.
NR	Not reported
RPD	Relative Percent Difference
Wet	The data has been reported on an as-received (wet weight) basis
Low Bias	Low Bias flag indicates that the recovery of the flagged analyte is below the laboratory or regulatory lower control limit. The data user should take note that this analyte may be biased low but should evaluate multiple lines of evidence including the LCS and site-specific MS/MSD data to draw bias conclusions. In cases where no site-specific MS/MSD was requested, only the LCS data can be used to evaluate such bias.
High Bias	High Bias flag indicates that the recovery of the flagged analyte is above the laboratory or regulatory upper control limit. The data user should take note that this analyte may be biased high but should evaluate multiple lines of evidence including the LCS and site-specific MS/MSD data to draw bias conclusions. In cases where no site-specific MS/MSD was requested, only the LCS data can be used to evaluate such bias.
Non-Dir.	Non-dir. flag (Non-Directional Bias) indicates that the Relative Percent Difference (RPD) (a measure of precision) among the MS and MSD data is outside the laboratory or regulatory control limit. This alerts the data user where the MS and MSD are from site-specific samples that the RPD is high due to either non-homogeneous distribution of target analyte between the MS/MSD or indicates poor reproducibility for other reasons.

If EPA SW-846 method 8270 is included herein it is noted that the target compound N-nitrosodiphenylamine (NDPA) decomposes in the gas chromatographic inlet and cannot be separated from diphenylamine (DPA). These results could actually represent 100% DPA, 100% NDPA or some combination of the two. For this reason, York reports the combined result for n-nitrosodiphenylamine and diphenylamine for either of these compounds as a combined concentration as Diphenylamine.

If Total PCBs are detected and the target aroclors reported are "Not detected", the Total PCB value is reported due to the presence of either or both Aroclors 1262 and 1268 which are non-target aroclors for some regulatory lists.

2-chloroethylvinyl ether readily breaks down under acidic conditions. Samples that are acid preserved, including standards will exhibit breakdown. The data user should take note.

Certification for pH is no longer offered by NYDOH ELAP.

Semi-Volatile and Volatile analyses are reported down to the LOD/MDL, with values between the LOD/MDL and the LOQ being "J" flagged as estimated results.

For analyses by EPA SW-846-8270D, the Limit of Quantitation (LOQ) reported for benzidine is based upon the lowest standard used for calibration and is not a verified LOQ due to this compound's propensity for oxidative losses during extraction/concentration procedures and non-reproducible chromatographic performance.

Company Name
 MAXIMUM ENVIRONMENTAL
 1170 LINCOLN AVENUE, SUITE 4
 HOLBROOK, NY 11741

Report to:
 SAME

Invoice to:
 ATTN
 ACCOUNTS PAYABLE

Project ID/No.
 2504416
 Canoe Place Inn
 Monitoring Well Samples

CLIENT

Samples Collected by (signature)

Field Chain-of-Custody Record 25D1573

Sample No	Location/ID	Date Sampled	Time Sampled	Invoice to:			Container Desc.
				Water	Soil	Air / Other	
001	DG 0.5	04/23/25	2:15 PM	X			Ammonia, Nitrate, Nitrite, Total Kjeldahl Nitrogen, Total Nitrogen, Total Organic Nitrogen, Alkalinity (NO HEADSPACE)
002	DG 1.0	04/23/25	2:20 PM	X			Ammonia, Nitrate, Nitrite, Total Kjeldahl Nitrogen, Total Nitrogen, Total Organic Nitrogen, Alkalinity (NO HEADSPACE)
003	DG 1.5	04/23/25	2:25 PM	X			Ammonia, Nitrate, Nitrite, Total Kjeldahl Nitrogen, Total Nitrogen, Total Organic Nitrogen, Alkalinity (NO HEADSPACE)
004	DG 1.5A	04/23/25	2:30 PM	X			Ammonia, Nitrate, Nitrite, Total Kjeldahl Nitrogen, Total Nitrogen, Total Organic Nitrogen, Alkalinity (NO HEADSPACE)
005	DG 1.5B	04/23/25	2:35 PM	X			Ammonia, Nitrate, Nitrite, Total Kjeldahl Nitrogen, Total Nitrogen, Total Organic Nitrogen, Alkalinity (NO HEADSPACE)
006	DG 1.5C	04/23/25	2:40 PM	X			Ammonia, Nitrate, Nitrite, Total Kjeldahl Nitrogen, Total Nitrogen, Total Organic Nitrogen, Alkalinity (NO HEADSPACE)
007	DG 2	04/23/25	2:45 PM	X			Ammonia, Nitrate, Nitrite, Total Kjeldahl Nitrogen, Total Nitrogen, Total Organic Nitrogen, Alkalinity (NO HEADSPACE)
008	DG 3	04/23/25	2:50 PM	X			Ammonia, Nitrate, Nitrite, Total Kjeldahl Nitrogen, Total Nitrogen, Total Organic Nitrogen, Alkalinity (NO HEADSPACE)
009	DF 1	04/23/25	2:55 PM	X			Ammonia, Nitrate, Nitrite, Total Kjeldahl Nitrogen, Total Nitrogen, Total Organic Nitrogen, Alkalinity (NO HEADSPACE)
010	DF 3	04/23/25	3:00 PM	X			Ammonia, Nitrate, Nitrite, Total Kjeldahl Nitrogen, Total Nitrogen, Total Organic Nitrogen, Alkalinity (NO HEADSPACE)

Chain-of-Custody Record

Bottles Relinquished from Lab by: MBurns Date/Time: 4/24/25 18:05

Bottles received in field by: K. B. York Date/Time: 4/24/25 18:05

Turn-Around Time Requested: DATE DUE FOR RUSH

Total # of Bottles for this PROJECT (COC This Page): 30 Bottles

Standard: 2.00

Please prepare a QA Summary Report

Field Chain-of-Custody Record 25D1573

Company Name MAXIMUM ENVIRONMENTAL 1170 LINCOLN AVENUE, SUITE 4 HOLBROOK, NY 11741		Report to: SAME		Invoice to: ATTN ACCOUNTS PAYABLE		Project ID/No. 2504416 Canoe Place Inn Monitoring Well Samples		CLIENT Samples Collected by (signature)	
Sample No.	Location/ID	Date Sampled	Time Sampled	Sample Matrix			Analyses Requested	Container Desc.	
				Water	Soil	Air			Other
011	Monitoring Well # BG 1	04/23/25	3:05 PM	X			Ammonia, Nitrate, Nitrite, Total Kjeldahl Nitrogen, Total Nitrogen, Total Organic Nitrogen, Alkalinity (NO HEADSPACE)	1-500 mL, 1-250 mL, 1-500 mL H2SO4	
012	Monitoring Well # BG 2	04/23/25	3:10 PM	X			Ammonia, Nitrate, Nitrite, Total Kjeldahl Nitrogen, Total Nitrogen, Total Organic Nitrogen, Alkalinity (NO HEADSPACE)	1-500 mL, 1-250 mL, 1-500 mL H2SO4	
013	Monitoring Well # WASTE WATER	04/23/25	3:14 PM	x			Ammonia, Nitrate, Nitrite, Total Kjeldahl Nitrogen, Total Nitrogen, Total Organic Nitrogen, Alkalinity (NO HEADSPACE)	1-500 mL, 1-250 mL, 1-500 mL H2SO4	
Chain-of-Custody Record		Bottles Relinquished from Lab by _____ Date/Time _____		Samples Relinquished by M. Berny on 4/24/25 Date/Time _____		K. Babcock 4/24/25 11A Date/Time _____		Date/Time _____	
Bottles received in field by _____ Date/Time _____		Samples Relinquished by K. Babcock 4/24/25 1809 Date/Time _____		J.R. 4/24/25 Date/Time _____		Samples received in LAB by _____ Date/Time _____		18:09 Date/Time _____	
Comments/Special Instructions USE LOCATION ID AS SAMPLE ID				Total # of Bottles for this PROJECT (COC This Page) :				Turn-Around Time Requested - Specify Date Expected if RUSH Requested - DATE DUE FOR RUSH:	
Please prepare a QA Summary Report				9 Bottles				STANDARD RUSH(Define) 2.0C	



Maximum Environmental Management, Inc.

1170 Lincoln Avenue – Suite 4

Holbrook, NY 11741

Phone: (631) 589-1225 * Fax: (631) 589-1157

June 23rd, 2025

Pio Lombardo, P.E.
Lombardo Associates, Inc.
53 Hill Street
Southampton, NY 11968

Re: Canoe Place Inn Monitoring Wells ~ Groundwater Sampling Program
Maximum Project: 2505398 / 2506264
Date Collected: May 28th, 2025 / June 11th, 2025

Mr. Lombardo:

In response to your request, Maximum Environmental Management, Inc. is pleased to present the following with respect to Canoe Place Inn Monitoring Wells for the Groundwater Sampling Program. The purpose of this project was to collect the Monitoring Well Samples in accordance with the project outline (provided by Lombardo Associates, Inc.) and analyze the samples as requested.

Samples were collected at groundwater monitoring locations under the direction of Lombardo Associates, Inc. Field Parameters were inclusive of pH, Temperature, Conductivity, Dissolved Oxygen, Depth to Water and Depth to Bottom. The technician followed the New York State Department of Environmental Conservation's Protocol for sampling Groundwater Monitoring Wells. Please note that this protocol required well purging/evacuation of the water column in the monitoring well prior to sample collection, three (3) to five (5) times the amount of standing water in the monitoring well casing was purged.

All readings were recorded at the time of collection. Samples were collected and the parameters analyzed for the following: Ammonia, Nitrate, Nitrite, Total Kjeldahl Nitrogen, Organic Nitrogen and Total Nitrogen.

The complete report is enclosed. If you have any questions or concerns, please feel free to contact us at (631) 589-1225.

Sincerely,

Michelle Lamberson
Operations Manager

Canoe Place Inn - PRB N Removal Data				Groundwater Monitoring Wells													
Sampling Date : 05/28/2025 & 06/11/2025																	
Location #	Location Label	Latitude	Longitude	Depth ToC to GW (ft)	Depth ToC to Bottom of MW (ft)	Ground water elev. (ft)	pH	Field Measurements -Max			Laboratory Measurements						
								Temp (°C)	Temp (°F)	Specific Conductivity	Dissolved Oxygen (mg/L)	TKN (mg/L)	Organic-N (mg/L)	Ammonia-N (mg/L)	Nitrite-N (mg/L)	Nitrate-N (mg/L)	Total N (mg/L)
Lab Level of Quantification (LOQ)				*								0.400	0.100	0.0500	0.0500	0.0500	
1	BG 2			27.9	41.6		5.61	16.9	62.42	528	8.35	2.01	1.9	0.0731	<0.0500	11.0	13.0
2	BG 1			16.4	31.9		6.88	18.6	65.48	998	3.99	3.19	3.08	0.018	<0.0500	18.8	22.0
3	DG 0.5			9.7	20.2		6.57	17.9	64.22	551	5.04	0.715	0.715	<0.0500	<0.0500	4.97	5.68
4	DG 1.0			9.7	19.3		6.20	20.0	68.00	527	2.25	0.850	0.850	<0.0500	<0.0500	6.24	7.09
5	DG 1.5			9.3	21.0		6.58	19.0	66.20	730	1.84	3.80	1.15	2.65	<0.0500	0.102	3.90
6	DG 2			14.8	17.8		6.15	16.9	62.42	550	2.44	3.58	1.68	1.90	<0.0500	2.31	5.89
7	DG 3			8.9	19.3		6.24	15.6	60.08	696	2.38	1.34	0.347	0.993	<0.0500	0.0571	1.40
8	DG 1.5A			9.3	34.4		6.51	15.7	60.26	643	5.61	2.16	1.99	0.168	<0.0500	10.6	12.8
9	DG 1.5B			9.3	29.7		6.67	15.2	59.36	868	3.80	2.52	1.30	1.22	<0.0500	7.71	10.2
10	DG 1.5C			9.2	29.7		5.91	17.4	63.32	515	8.04	2.30	2.30	<0.0500	<0.0500	13.2	15.5
11	DF 1			12.9	17.5		6.99	20.1	68.18	1226	1.54	11.8	<0.100	11.8	<0.0500	0.454	12.3
12	DF 2			13.8	17.8		6.76	18.6	65.48	783	5.12	2.11	2.05	0.0599	0.0549	7.17	9.33
13	DF-3			18.34	32.84		7.05	18.9	66.02	912	1.15	14.0	1.60	12.4	2.65	6.55	23.2
14	Effluent Pump Chamber (Waste Water)						7.37	31.3	88.3	1325	0.79	29.1	0.200	28.9	<0.0500	<0.0500	29.1

Key
 ToC= Top of the PVC Monitoring Well
 GW = Ground Water
 MW = Monitoring Well
 * = Client provided data

 ** mS - milliSiemen/cm
 mS/cm

SAMPLE COLLECTION/CHAIN OF CUSTODY

The completeness and accuracy of information on this Chain of Custody is the responsibility of the person(s) completing this form. All samples must be analyzed by the client or a laboratory approved by the client. All samples must be analyzed by the client or a laboratory approved by the client.

Name: Lombardo Associates, Inc. Address: 53 Hill Street City: Southampton State: NY Zip: 11968 Phone: (631) 379-2662 Fax:		TAT Requested: Page: 1 of 2 PO #: Job#:
PROJECT NAME AND/OR LOCATION Indicate only ONE Project per Chain of Custody		

PROJECT NUMBER: **2505398**

#	Date	Time	SAMPLE			Field pH	Field Temp	Specific Conductivity	Dissolved Oxygen	DTW*	DTB	Sample Containers	ANALYSIS
			COMP	GRAB	S								
001	5/28/25	10:00 AM				5.61	16.9	528	8.35	27.9	41.6	1-500 mL, 1-250 mL, 1-500 mL H2SO4	Ammonia, Nitrite, Nitrate, Total Kjeldahl Nitrogen, Total Organic Nitrogen
002	5/28/25	10:20 AM				6.88	18.6	998	3.99	16.4	31.9	1-500 mL, 1-250 mL, 1-500 mL H2SO4	Ammonia, Nitrite, Nitrate, Total Kjeldahl Nitrogen, Total Organic Nitrogen
003	5/28/25	10:40 AM				6.57	17.9	551	5.04	9.7	20.2	1-500 mL, 1-250 mL, 1-500 mL H2SO4	Ammonia, Nitrite, Nitrate, Total Kjeldahl Nitrogen, Total Organic Nitrogen
004	5/28/25	11:00 AM				6.20	20.0	527	2.25	9.7	19.3	1-500 mL, 1-250 mL, 1-500 mL H2SO4	Ammonia, Nitrite, Nitrate, Total Kjeldahl Nitrogen, Total Organic Nitrogen
005	5/28/25	11:20 AM				6.58	19.0	730	1.84	9.3	21.0	1-500 mL, 1-250 mL, 1-500 mL H2SO4	Ammonia, Nitrite, Nitrate, Total Kjeldahl Nitrogen, Total Organic Nitrogen
006	5/28/25	11:40 AM				6.15	10.9	550	2.44	14.8	17.8	1-500 mL, 1-250 mL, 1-500 mL H2SO4	Ammonia, Nitrite, Nitrate, Total Kjeldahl Nitrogen, Total Organic Nitrogen
007	5/28/25	12:00 PM				6.24	15.6	696	2.38	8.9	19.3	1-500 mL, 1-250 mL, 1-500 mL H2SO4	Ammonia, Nitrite, Nitrate, Total Kjeldahl Nitrogen, Total Organic Nitrogen
008	5/28/25	12:30 PM				6.51	15.7	643	5.61	9.3	34.4	1-500 mL, 1-250 mL, 1-500 mL H2SO4	Ammonia, Nitrite, Nitrate, Total Kjeldahl Nitrogen, Total Organic Nitrogen
009	5/28/25	12:40 PM				6.67	15.2	868	3.80	9.3	29.7	1-500 mL, 1-250 mL, 1-500 mL H2SO4	Ammonia, Nitrite, Nitrate, Total Kjeldahl Nitrogen, Total Organic Nitrogen
010	5/28/25	1:00 PM				5.91	17.4	515	8.04	9.2	39.7	1-500 mL, 1-250 mL, 1-500 mL H2SO4	Ammonia, Nitrite, Nitrate, Total Kjeldahl Nitrogen, Total Organic Nitrogen

FIELD NOTES:

Are the samples treated? Yes No H₂SO₄

Minimum Custody by: **Daniel Longo** Date & Time: **5/28/25**

Container Shipping Condition: **GOOD** Packed in Ice? **YES** Meets Sample Other: **NO** In Care of MO was: **Client Notified?**

CLIENT/TRANSPORT TECH SIGNATURE FOR RELEASE: **Daniel Longo** Date & Time: **5/28/25** 430

QA/QC Notes: **430**

SAMPLE COLLECTION/CHAIN OF CUSTODY

The sample owner and project information on this Chain of Custody is the responsibility of the person(s) providing the sample. These signatures will serve as acknowledgment of the CCO's role under the terms and conditions.

All Samples must be received on ice @ 5° C or Less
MAXIMUM ENVIRONMENTAL MANAGEMENT INC.
 1170 LINCOLN AVENUE, SUITE 4 HOLBROOK, NY 11741
 Phone: (831) 385-1225 Fax: (831) 389-1157

Name: Lombardo Associates, Inc.
Address: 53 Hill Street
City: Southampton
State: NY **Zip:** 11968
Phone: (631) 379-2662 **Fax:**

TAT Requested:
 Page: **2 of 2**
PO #:
Job#:

PROJECT NUMBER:
 2505398

Canoe Place Inn - Monitoring Wells

PROJECT NAME AND/OR LOCATION
 Indicate only ONE Project per Chain of Custody

#	Date	Time	SAMPLE			Field pH	Field Temp	Specific Conductivity	Dissolved Oxygen	DTW	DTB	Sample Containers	ANALYSIS
			COMP	GRAB	S								
011	5/28/25	4:10 pm				6.99	20.1	122.0	1.54	12.9	17.5	1-500 mL, 1-250 mL, 1-500 mL H2SO4	Ammonia, Nitrite, Nitrate, Total Kjeldahl Nitrogen, Total Organic Nitrogen
012	5/28/25	7:00 pm				6.74	18.0	78.3	5.12	13.8	17.8	1-500 mL, 1-250 mL, 1-500 mL H2SO4	Ammonia, Nitrite, Nitrate, Total Kjeldahl Nitrogen, Total Organic Nitrogen
013													
014													
015													
016													
017													
018													
019													
020													

FIELD NOTES:

Are the samples treated? Yes No

Sample/tech PRINT NAME: DANIEL LONDO
 CLIENT/TRANSPORT TECH Signature for Release/Relinquish: [Signature]
 Date & Time: 5/28/25
 Container Shipping Condition @ Relinquish: GOOD

Monitoring Well # DF-1
 Monitoring Well # DF-2

Maximum Custody by: Daniel Londo
 Date & Time: 5/28/25
 4:30 pm

Container Shipping Condition: GOOD
 Packed in Ice? YES
 Meets Sample Criteria? YES
 In Case of NO was Client Notified? NO

QA/QC Notes:

Maximum Environmental Management, Inc.
 1170 Lincoln Avenue – Suite 4
 Holbrook, NY 11741
 Phone : (631) 589-1225 * Fax: (631) 589-1157
 www.maximumentv.com

Groundwater Monitoring Well Data Sheet

Project ID #: 2505398 Location: Carve Place Inn Date: 5/28/25

Note - Standard Protocol states that the amount of water purged from a well is between 3 and 5 times the volume of liquid inside the well casing. We use 4 times the volume.

2" Well = 0.163 gallons of water per foot
 4" Well = 0.653 gallons of water per foot

Lockable Over-Cap



Measurements must always start at the top of the well casing not the protective cover or from the grade level

MW # DTB	- (minus)	DTW	= (equals)	FOW	X (multiply)	AGW (per ft)	= (equals)	AOW	= (equals)	AOWP
41.6 DTB 362	- (minus)	27.9	= (equals)	13.7	X (multiply)	.163	= (equals)	2.2331	= (equals)	6.6993
MW # DTB 361	- (minus)	DTW	= (equals)	FOW	X (multiply)	AGW (per ft)	= (equals)	AOW	= (equals)	AOWP
31.9 DTB 360	- (minus)	16.4	= (equals)	15.5	X (multiply)	.163	= (equals)	2.5265	= (equals)	7.5795
MW # DTB 360	- (minus)	DTW	= (equals)	FOW	X (multiply)	AGW (per ft)	= (equals)	AOW	= (equals)	AOWP
20.2 DTB 1.0	- (minus)	9.7	= (equals)	10.5	X (multiply)	.163	= (equals)	1.7115	= (equals)	5.1345
MW # DTB 1.0	- (minus)	DTW	= (equals)	FOW	X (multiply)	AGW (per ft)	= (equals)	AOW	= (equals)	AOWP
19.3 DTB 1.0	- (minus)	9.7	= (equals)	9.6	X (multiply)	.163	= (equals)	1.5648	= (equals)	4.6944
MW # DTB 1.5	- (minus)	DTW	= (equals)	FOW	X (multiply)	AGW (per ft)	= (equals)	AOW	= (equals)	AOWP
21.0 DTB 1.5	- (minus)	9.3	= (equals)	11.7	X (multiply)	.163	= (equals)	1.9071	= (equals)	5.7213

* DTW = Depth to Water; DTB = Depth to Bottom; FOW = Feet of Water; AGW = Amount of Gallons of Water per foot; AOW = Amount of Water in Well Case; AOWP = Amount of Water Purged *

** Amount of Water Purged is the amount required to turn the well over for sampling. Please note if the amount you purged is different then the amount required **

Maximum Environmental Management, Inc.
 1170 Lincoln Avenue - Suite 4
 Holbrook, NY 11741
 Phone : (631) 589-1225 * Fax: (631) 589-1157
 www.maximumenv.com

Groundwater Monitoring Well Data Sheet

Project ID #: 2505398

Location: Carolee Place Inn

Date: 5/28/25

Note - Standard Protocol states that the amount of water purged from a well is between 3 and 5 times the volume of liquid inside the well casing. We use 4 times the volume.

2" Well = 0.163 gallons of water per foot
 4" Well = 0.653 gallons of water per foot

MW # DTB	- (minus)	DTW	= (equals)	FOW	X (multiply)	AGW (per ft)	= (equals)	AOW	multiply by 3, 4, or 5	= (equals)	AOWP
MW # DG DTB 2 17.8	- (minus)	14.8	= (equals)	3	X (multiply)	.163	= (equals)	0.489	multiply by 3, 4, or 5	= (equals)	1.967
MW # DG DTB 3 19.3	- (minus)	DTW	= (equals)	FOW	X (multiply)	AGW (per ft)	= (equals)	AOW	multiply by 3, 4, or 5	= (equals)	AOWP
MW # DG DTB 5A 34.4	- (minus)	8.9	= (equals)	10.4	X (multiply)	.163	= (equals)	1.6952	multiply by 3, 4, or 5	= (equals)	5.0856
MW # DG DTB 1.5A 9.3	- (minus)	DTW	= (equals)	FOW	X (multiply)	AGW (per ft)	= (equals)	AOW	multiply by 3, 4, or 5	= (equals)	AOWP
MW # DG DTB 1.5B 29.7	- (minus)	9.3	= (equals)	25.1	X (multiply)	.163	= (equals)	4.0913	multiply by 3, 4, or 5	= (equals)	12.2739
MW # DG DTB 1.5C 39.7	- (minus)	DTW	= (equals)	FOW	X (multiply)	AGW (per ft)	= (equals)	AOW	multiply by 3, 4, or 5	= (equals)	AOWP
MW # DG DTB 1.5C 39.7	- (minus)	9.2	= (equals)	30.5	X (multiply)	.163	= (equals)	3.3252	multiply by 3, 4, or 5	= (equals)	9.9756
MW # DG DTB 1.5C 39.7	- (minus)	DTW	= (equals)	FOW	X (multiply)	AGW (per ft)	= (equals)	AOW	multiply by 3, 4, or 5	= (equals)	AOWP
MW # DG DTB 1.5C 39.7	- (minus)	9.2	= (equals)	30.5	X (multiply)	.163	= (equals)	4.9715	multiply by 3, 4, or 5	= (equals)	14.9145

Measurements must always start at the top of the well casing not the protective cover or from the grade level



* DTW = Depth to Water; DTB = Depth to Bottom; FOW = Feet of Water; AGW = Amount of Gallons of Water per foot; AOW = Amount of Water in Well Case; AOWP = Amount of Water Purged *

Amount of Water Purged is the amount required to turn the well over for sampling. Please note if the amount you purged is different then the amount required

Maximum Environmental Management, Inc.
 1170 Lincoln Avenue – Suite 4
 Holbrook, NY 11741
 Phone : (631) 589-1225 * Fax: (631) 589-1157
 www.maximumentv.com

Groundwater Monitoring Well Data Sheet

Project ID #: 2505398 Location: Carve Place Inn Date: 5/28/25

Note - Standard Protocol states that the amount of water purged from a well is between 3 and 5 times the volume of liquid inside the well casing. We use 4 times the volume.

2" Well = 0.163 gallons of water per foot
 4" Well = 0.653 gallons of water per foot

Measurements must always start at the top of the well casing not the protective cover or from the grade level



MW # DTB	- (minus)	DTW	= (equals)	FOW	X (multiply)	AGW (per ft)	= (equals)	AOW	multiply by 3, 4, or 5	= (equals)	AOWP
17.5	-	12.9	=	4.6	X	.163	=	0.7498	multiply by 3, 4, or 5	=	2.2494
MW # 2 DTB	-	DTW	=	FOW	X	AGW	=	AOW	multiply by 3, 4, or 5	=	AOWP
17.8	-	13.8	=	4	X	.163	=	0.652	multiply by 3, 4, or 5	=	1.956
MW # DTB	-	DTW	=	FOW	X	AGW	=	AOW	multiply by 3, 4, or 5	=	AOWP
	-		=		X		=		multiply by 3, 4, or 5	=	
MW # DTB	-	DTW	=	FOW	X	AGW	=	AOW	multiply by 3, 4, or 5	=	AOWP
	-		=		X		=		multiply by 3, 4, or 5	=	
MW # DTB	-	DTW	=	FOW	X	AGW	=	AOW	multiply by 3, 4, or 5	=	AOWP
	-		=		X		=		multiply by 3, 4, or 5	=	

* DTW = Depth to Water; DTB = Depth to Bottom; FOW = Feet of Water; AGW = Amount of Gallons of Water per foot; AOW = Amount of Water in Well Case; AOWP = Amount of Water Purged *

Amount of Water Purged is the amount required to turn the well over for sampling. Please note if the amount you purged is different then the amount required



Technical Report

prepared for:

Maximum Environmental Management, Inc.

1170 Lincoln Avenue., Suite 4

Holbrook NY, 11741

Attention: Brian Leshinger

Report Date: 06/04/2025

Client Project ID: 2505398

York Project (SDG) No.: 25E1828

Stratford, CT Laboratory IDs:
NY:10854, NJ: CT005, PA: 68-0440, CT: PH-0723



Richmond Hill, NY Laboratory IDs:
NY:12058, NJ: NY037, CT: PH-0721, NH: 2097,
EPA: NY01600

120 RESEARCH DRIVE
www.YORKLAB.com

STRATFORD, CT 06615
(203) 325-1371



132-02 89th AVENUE
FAX (203) 357-0166

RICHMOND HILL, NY 11418
ClientServices@yorklab.com

Report Date: 06/04/2025
Client Project ID: 2505398
York Project (SDG) No.: 25E1828

Maximum Environmental Management, Inc.

1170 Lincoln Avenue., Suite 4
Holbrook NY, 11741
Attention: Brian Leshinger

Purpose and Results

This report contains the analytical data for the sample(s) identified on the attached chain-of-custody received in our laboratory on May 29, 2025 and listed below. The project was identified as your project: **2505398**.

The analyses were conducted utilizing appropriate EPA, Standard Methods, and ASTM methods as detailed in the data summary tables.

All samples were received in proper condition meeting the customary acceptance requirements for environmental samples except those indicated under the Sample and Analysis Qualifiers section of this report.

All analyses met the method and laboratory standard operating procedure requirements except as indicated by any data flags, the meaning of which are explained in the Sample and Data Qualifiers Relating to This Work Order section of this report and case narrative if applicable.

The results of the analyses, which are all reported on dry weight basis (soils) unless otherwise noted, are detailed in the following pages.

Please contact Client Services at 203.325.1371 with any questions regarding this report.

<u>York Sample ID</u>	<u>Client Sample ID</u>	<u>Matrix</u>	<u>Date Collected</u>	<u>Date Received</u>
25E1828-01	Monitoring Well #BG 2	Water	05/28/2025	05/29/2025
25E1828-02	Monitoring Well #BG 1	Water	05/28/2025	05/29/2025
25E1828-03	Monitoring Well #DG 0.5	Water	05/28/2025	05/29/2025
25E1828-04	Monitoring Well #DG 1.0	Water	05/28/2025	05/29/2025
25E1828-05	Monitoring Well #DG 1.5	Water	05/28/2025	05/29/2025
25E1828-06	Monitoring Well #DG 2	Water	05/28/2025	05/29/2025
25E1828-07	Monitoring Well #DG 3	Water	05/28/2025	05/29/2025
25E1828-08	Monitoring Well #DG 1.5A	Water	05/28/2025	05/29/2025
25E1828-09	Monitoring Well #DG 1.5B	Water	05/28/2025	05/29/2025
25E1828-10	Monitoring Well #DG 1.5C	Water	05/28/2025	05/29/2025
25E1828-11	Monitoring Well #DF 1	Water	05/28/2025	05/29/2025
25E1828-12	Monitoring Well #DF 2	Water	05/28/2025	05/29/2025

General Notes for York Project (SDG) No.: 25E1828

1. The RLs and MDLs (Reporting Limit and Method Detection Limit respectively) reported are adjusted for any dilution necessary due to the levels of target and/or non-target analytes and matrix interference. The RL(REPORTING LIMIT) is based upon the lowest standard utilized for the calibration where applicable.
2. Samples are retained for a period of thirty days after submittal of report, unless other arrangements are made.
3. York's liability for the above data is limited to the dollar value paid to York for the referenced project.
4. This report shall not be reproduced without the written approval of York Analytical Laboratories, Inc.
5. All analyses conducted met method or Laboratory SOP requirements. See the Sample and Data Qualifiers Section for further information.
6. It is noted that no analyses reported herein were subcontracted to another laboratory, unless noted in the report.
7. This report reflects results that relate only to the samples submitted on the attached chain-of-custody form(s) received by York.
8. Analyses conducted at York Analytical Laboratories, Inc. Stratford, CT are indicated by NY Cert. No. 10854, NJ Cert No. CT005, PA Cert No. 68-04440, CT Cert No. PH-0723; those conducted at York Analytical Laboratories, Inc., Richmond Hill, NY are indicated by NY Cert. No. 12058, NJ Cert No. NY037, CT Cert No. PH-0721, NH Cert No. 2097, EPA Cert No. NY01600.

Approved By:



Cassie L. Mosher
Laboratory Manager

Date: 06/04/2025





Sample Information

Client Sample ID: Monitoring Well #BG 2

York Sample ID: 25E1828-01

York Project (SDG) No. 25E1828	Client Project ID 2505398	Matrix Water	Collection Date/Time May 28, 2025 10:00 am	Date Received 05/29/2025
--	-------------------------------------	------------------------	--	------------------------------------

Nitrate as N

Log-in Notes:

Sample Notes:

Sample Prepared by Method: EPA 300

CAS No.	Parameter	Result	Flag	Units	Reported to LOQ	Dilution	Reference Method	Date/Time Prepared	Date/Time Analyzed	Analyst
14797-55-8	Nitrate as N	11.0		mg/L	0.0500	1	EPA 300.0	05/29/2025 23:55	05/29/2025 23:55	DNP
							Certifications:	NELAC-NY10854,CTDOH-PH-0723,NJDEP-CT005,PADEP-68-0444C		

Nitrite as N

Log-in Notes:

Sample Notes:

Sample Prepared by Method: EPA 300

CAS No.	Parameter	Result	Flag	Units	Reported to LOQ	Dilution	Reference Method	Date/Time Prepared	Date/Time Analyzed	Analyst
14797-65-0	Nitrite as N	ND		mg/L	0.0500	1	EPA 300.0	05/29/2025 23:55	05/29/2025 23:55	DNP
							Certifications:	NELAC-NY10854,CTDOH-PH-0723,PADEP-68-04440		

Ammonia Nitrogen as N

Log-in Notes:

Sample Notes:

Sample Prepared by Method: Analysis Preparation

CAS No.	Parameter	Result	Flag	Units	Reported to LOQ	Dilution	Reference Method	Date/Time Prepared	Date/Time Analyzed	Analyst
7664-41-7	Ammonia Nitrogen as N	0.0731		mg/L	0.0500	1	SM 4500-NH3 D	05/30/2025 10:21	05/30/2025 10:21	TCD
							Certifications:	NELAC-NY10854,CTDOH-PH-0723,NJDEP-CT005,PADEP-68-0444C		

Total Kjeldahl Nitrogen

Log-in Notes:

Sample Notes:

Sample Prepared by Method: Analysis Prep for SAA

CAS No.	Parameter	Result	Flag	Units	Reported to LOQ	Dilution	Reference Method	Date/Time Prepared	Date/Time Analyzed	Analyst
	Total Kjeldahl Nitrogen	2.01		mg/L	0.400	5	SM 4500-N Org D	05/30/2025 15:01	06/02/2025 12:17	tcd
							Certifications:	NELAC-NY10854,CTDOH-PH-0723,NJDEP-CT005,PADEP-68-0444C		

Total Nitrogen (TN)

Log-in Notes:

Sample Notes:

Sample Prepared by Method: Analysis Prep for SAA

CAS No.	Parameter	Result	Flag	Units	Reported to LOQ	Dilution	Reference Method	Date/Time Prepared	Date/Time Analyzed	Analyst
	* Total Nitrogen	13.0		mg/L	0.0500	1	SM 4500-N B	06/04/2025 16:17	06/04/2025 16:19	AD
							Certifications:			

Total Organic Nitrogen(TON)

Log-in Notes:

Sample Notes:

Sample Prepared by Method: Analysis Prep for SAA

CAS No.	Parameter	Result	Flag	Units	Reported to LOQ	Dilution	Reference Method	Date/Time Prepared	Date/Time Analyzed	Analyst
TON	* Total Organic Nitrogen	1.94		mg/L	0.100	1	SM 4500-N	06/04/2025 16:17	06/04/2025 16:19	AD
							Certifications:			



Sample Information

Client Sample ID: Monitoring Well #BG 1

York Sample ID: 25E1828-02

<u>York Project (SDG) No.</u> 25E1828	<u>Client Project ID</u> 2505398	<u>Matrix</u> Water	<u>Collection Date/Time</u> May 28, 2025 10:20 am	<u>Date Received</u> 05/29/2025
--	-------------------------------------	------------------------	--	------------------------------------

Nitrate as N

Log-in Notes:

Sample Notes:

Sample Prepared by Method: EPA 300

CAS No.	Parameter	Result	Flag	Units	Reported to LOQ	Dilution	Reference Method	Date/Time Prepared	Date/Time Analyzed	Analyst
14797-55-8	Nitrate as N	18.8		mg/L	0.250	5	EPA 300.0	05/30/2025 08:21	05/30/2025 08:21	DNP
Certifications: NELAC-NY10854,CTDOH-PH-0723,NJDEP-CT005,PADEP-68-0444C										

Nitrite as N

Log-in Notes:

Sample Notes:

Sample Prepared by Method: EPA 300

CAS No.	Parameter	Result	Flag	Units	Reported to LOQ	Dilution	Reference Method	Date/Time Prepared	Date/Time Analyzed	Analyst
14797-65-0	Nitrite as N	ND		mg/L	0.0500	1	EPA 300.0	05/30/2025 00:06	05/30/2025 00:06	DNP
Certifications: NELAC-NY10854,CTDOH-PH-0723,PADEP-68-0444C										

Ammonia Nitrogen as N

Log-in Notes:

Sample Notes:

Sample Prepared by Method: Analysis Preparation

CAS No.	Parameter	Result	Flag	Units	Reported to LOQ	Dilution	Reference Method	Date/Time Prepared	Date/Time Analyzed	Analyst
7664-41-7	Ammonia Nitrogen as N	0.108		mg/L	0.0500	1	SM 4500-NH3 D	05/30/2025 10:21	05/30/2025 10:21	TCD
Certifications: NELAC-NY10854,CTDOH-PH-0723,NJDEP-CT005,PADEP-68-0444C										

Total Kjeldahl Nitrogen

Log-in Notes:

Sample Notes:

Sample Prepared by Method: Analysis Prep for SAA

CAS No.	Parameter	Result	Flag	Units	Reported to LOQ	Dilution	Reference Method	Date/Time Prepared	Date/Time Analyzed	Analyst
	Total Kjeldahl Nitrogen	3.19		mg/L	0.400	5	SM 4500-N Org D	05/30/2025 15:01	06/02/2025 12:17	tcd
Certifications: NELAC-NY10854,CTDOH-PH-0723,NJDEP-CT005,PADEP-68-0444C										

Total Nitrogen (TN)

Log-in Notes:

Sample Notes:

Sample Prepared by Method: Analysis Prep for SAA

CAS No.	Parameter	Result	Flag	Units	Reported to LOQ	Dilution	Reference Method	Date/Time Prepared	Date/Time Analyzed	Analyst
	* Total Nitrogen	22.0		mg/L	0.0500	1	SM 4500-N B	06/04/2025 16:17	06/04/2025 16:19	AD
Certifications:										

Total Organic Nitrogen(TON)

Log-in Notes:

Sample Notes:

Sample Prepared by Method: Analysis Prep for SAA

CAS No.	Parameter	Result	Flag	Units	Reported to LOQ	Dilution	Reference Method	Date/Time Prepared	Date/Time Analyzed	Analyst
TON	* Total Organic Nitrogen	3.08		mg/L	0.100	1	SM 4500-N	06/04/2025 16:17	06/04/2025 16:19	AD
Certifications:										



Sample Information

Client Sample ID: Monitoring Well #DG 0.5

York Sample ID: 25E1828-03

<u>York Project (SDG) No.</u> 25E1828	<u>Client Project ID</u> 2505398	<u>Matrix</u> Water	<u>Collection Date/Time</u> May 28, 2025 10:40 am	<u>Date Received</u> 05/29/2025
--	-------------------------------------	------------------------	--	------------------------------------

Nitrate as N

Log-in Notes:

Sample Notes:

Sample Prepared by Method: EPA 300

CAS No.	Parameter	Result	Flag	Units	Reported to LOQ	Dilution	Reference Method	Date/Time Prepared	Date/Time Analyzed	Analyst	
14797-55-8	Nitrate as N	4.97		mg/L	0.0500	1	EPA 300.0	05/30/2025 00:16	05/30/2025 00:16	DNP	
							Certifications:	NELAC-NY10854,CTDOH-PH-0723,NJDEP-CT005,PADEP-68-0444C			

Nitrite as N

Log-in Notes:

Sample Notes:

Sample Prepared by Method: EPA 300

CAS No.	Parameter	Result	Flag	Units	Reported to LOQ	Dilution	Reference Method	Date/Time Prepared	Date/Time Analyzed	Analyst	
14797-65-0	Nitrite as N	ND		mg/L	0.0500	1	EPA 300.0	05/30/2025 00:16	05/30/2025 00:16	DNP	
							Certifications:	NELAC-NY10854,CTDOH-PH-0723,PADEP-68-04440			

Ammonia Nitrogen as N

Log-in Notes:

Sample Notes:

Sample Prepared by Method: Analysis Preparation

CAS No.	Parameter	Result	Flag	Units	Reported to LOQ	Dilution	Reference Method	Date/Time Prepared	Date/Time Analyzed	Analyst	
7664-41-7	Ammonia Nitrogen as N	ND		mg/L	0.0500	1	SM 4500-NH3 D	05/30/2025 10:21	05/30/2025 10:21	TCD	
							Certifications:	NELAC-NY10854,CTDOH-PH-0723,NJDEP-CT005,PADEP-68-04440			

Total Kjeldahl Nitrogen

Log-in Notes:

Sample Notes:

Sample Prepared by Method: Analysis Prep for SAA

CAS No.	Parameter	Result	Flag	Units	Reported to LOQ	Dilution	Reference Method	Date/Time Prepared	Date/Time Analyzed	Analyst	
	Total Kjeldahl Nitrogen	0.715		mg/L	0.400	5	SM 4500-N Org D	05/30/2025 15:01	06/02/2025 12:17	tcd	
							Certifications:	NELAC-NY10854,CTDOH-PH-0723,NJDEP-CT005,PADEP-68-0444C			

Total Nitrogen (TN)

Log-in Notes:

Sample Notes:

Sample Prepared by Method: Analysis Prep for SAA

CAS No.	Parameter	Result	Flag	Units	Reported to LOQ	Dilution	Reference Method	Date/Time Prepared	Date/Time Analyzed	Analyst	
	* Total Nitrogen	5.68		mg/L	0.0500	1	SM 4500-N B	06/04/2025 16:17	06/04/2025 16:19	AD	
							Certifications:				

Total Organic Nitrogen(TON)

Log-in Notes:

Sample Notes:

Sample Prepared by Method: Analysis Prep for SAA

CAS No.	Parameter	Result	Flag	Units	Reported to LOQ	Dilution	Reference Method	Date/Time Prepared	Date/Time Analyzed	Analyst	
TON	* Total Organic Nitrogen	0.715		mg/L	0.100	1	SM 4500-N	06/04/2025 16:17	06/04/2025 16:19	AD	
							Certifications:				



Sample Information

Client Sample ID: Monitoring Well #DG 1.0

York Sample ID: 25E1828-04

<u>York Project (SDG) No.</u> 25E1828	<u>Client Project ID</u> 2505398	<u>Matrix</u> Water	<u>Collection Date/Time</u> May 28, 2025 11:00 am	<u>Date Received</u> 05/29/2025
--	-------------------------------------	------------------------	--	------------------------------------

Nitrate as N

Log-in Notes:

Sample Notes:

Sample Prepared by Method: EPA 300

CAS No.	Parameter	Result	Flag	Units	Reported to LOQ	Dilution	Reference Method	Date/Time Prepared	Date/Time Analyzed	Analyst
14797-55-8	Nitrate as N	6.24		mg/L	0.0500	1	EPA 300.0	05/30/2025 00:37	05/30/2025 00:37	DNP
							Certifications:	NELAC-NY10854,CTDOH-PH-0723,NJDEP-CT005,PADEP-68-0444C		

Nitrite as N

Log-in Notes:

Sample Notes:

Sample Prepared by Method: EPA 300

CAS No.	Parameter	Result	Flag	Units	Reported to LOQ	Dilution	Reference Method	Date/Time Prepared	Date/Time Analyzed	Analyst
14797-65-0	Nitrite as N	ND		mg/L	0.0500	1	EPA 300.0	05/30/2025 00:37	05/30/2025 00:37	DNP
							Certifications:	NELAC-NY10854,CTDOH-PH-0723,PADEP-68-04440		

Ammonia Nitrogen as N

Log-in Notes:

Sample Notes:

Sample Prepared by Method: Analysis Preparation

CAS No.	Parameter	Result	Flag	Units	Reported to LOQ	Dilution	Reference Method	Date/Time Prepared	Date/Time Analyzed	Analyst
7664-41-7	Ammonia Nitrogen as N	ND		mg/L	0.0500	1	SM 4500-NH3 D	05/30/2025 10:21	05/30/2025 10:21	TCD
							Certifications:	NELAC-NY10854,CTDOH-PH-0723,NJDEP-CT005,PADEP-68-04440		

Total Kjeldahl Nitrogen

Log-in Notes:

Sample Notes:

Sample Prepared by Method: Analysis Prep for SAA

CAS No.	Parameter	Result	Flag	Units	Reported to LOQ	Dilution	Reference Method	Date/Time Prepared	Date/Time Analyzed	Analyst
	Total Kjeldahl Nitrogen	0.850		mg/L	0.400	5	SM 4500-N Org D	05/30/2025 15:01	06/02/2025 12:17	tcd
							Certifications:	NELAC-NY10854,CTDOH-PH-0723,NJDEP-CT005,PADEP-68-0444C		

Total Nitrogen (TN)

Log-in Notes:

Sample Notes:

Sample Prepared by Method: Analysis Prep for SAA

CAS No.	Parameter	Result	Flag	Units	Reported to LOQ	Dilution	Reference Method	Date/Time Prepared	Date/Time Analyzed	Analyst
	* Total Nitrogen	7.09		mg/L	0.0500	1	SM 4500-N B	06/04/2025 16:17	06/04/2025 16:19	AD
							Certifications:			

Total Organic Nitrogen(TON)

Log-in Notes:

Sample Notes:

Sample Prepared by Method: Analysis Prep for SAA

CAS No.	Parameter	Result	Flag	Units	Reported to LOQ	Dilution	Reference Method	Date/Time Prepared	Date/Time Analyzed	Analyst
TON	* Total Organic Nitrogen	0.850		mg/L	0.100	1	SM 4500-N	06/04/2025 16:17	06/04/2025 16:19	AD
							Certifications:			



Sample Information

Client Sample ID: Monitoring Well #DG 1.5

York Sample ID: 25E1828-05

<u>York Project (SDG) No.</u> 25E1828	<u>Client Project ID</u> 2505398	<u>Matrix</u> Water	<u>Collection Date/Time</u> May 28, 2025 11:20 am	<u>Date Received</u> 05/29/2025
--	-------------------------------------	------------------------	--	------------------------------------

Nitrate as N

Log-in Notes:

Sample Notes:

Sample Prepared by Method: EPA 300

CAS No.	Parameter	Result	Flag	Units	Reported to LOQ	Dilution	Reference Method	Date/Time Prepared	Date/Time Analyzed	Analyst
14797-55-8	Nitrate as N	0.102		mg/L	0.0500	1	EPA 300.0	05/30/2025 00:47	05/30/2025 00:47	DNP
							Certifications:	NELAC-NY10854,CTDOH-PH-0723,NJDEP-CT005,PADEP-68-0444C		

Nitrite as N

Log-in Notes:

Sample Notes:

Sample Prepared by Method: EPA 300

CAS No.	Parameter	Result	Flag	Units	Reported to LOQ	Dilution	Reference Method	Date/Time Prepared	Date/Time Analyzed	Analyst
14797-65-0	Nitrite as N	ND		mg/L	0.0500	1	EPA 300.0	05/30/2025 00:47	05/30/2025 00:47	DNP
							Certifications:	NELAC-NY10854,CTDOH-PH-0723,PADEP-68-04440		

Ammonia Nitrogen as N

Log-in Notes:

Sample Notes:

Sample Prepared by Method: Analysis Preparation

CAS No.	Parameter	Result	Flag	Units	Reported to LOQ	Dilution	Reference Method	Date/Time Prepared	Date/Time Analyzed	Analyst
7664-41-7	Ammonia Nitrogen as N	2.65		mg/L	0.0500	1	SM 4500-NH3 D	05/30/2025 10:21	05/30/2025 10:21	TCD
							Certifications:	NELAC-NY10854,CTDOH-PH-0723,NJDEP-CT005,PADEP-68-0444C		

Total Kjeldahl Nitrogen

Log-in Notes:

Sample Notes:

Sample Prepared by Method: Analysis Prep for SAA

CAS No.	Parameter	Result	Flag	Units	Reported to LOQ	Dilution	Reference Method	Date/Time Prepared	Date/Time Analyzed	Analyst
	Total Kjeldahl Nitrogen	3.80		mg/L	0.400	5	SM 4500-N Org D	05/30/2025 15:01	06/02/2025 12:17	tcd
							Certifications:	NELAC-NY10854,CTDOH-PH-0723,NJDEP-CT005,PADEP-68-0444C		

Total Nitrogen (TN)

Log-in Notes:

Sample Notes:

Sample Prepared by Method: Analysis Prep for SAA

CAS No.	Parameter	Result	Flag	Units	Reported to LOQ	Dilution	Reference Method	Date/Time Prepared	Date/Time Analyzed	Analyst
	* Total Nitrogen	3.90		mg/L	0.0500	1	SM 4500-N B	06/04/2025 16:17	06/04/2025 16:19	AD
							Certifications:			

Total Organic Nitrogen(TON)

Log-in Notes:

Sample Notes:

Sample Prepared by Method: Analysis Prep for SAA

CAS No.	Parameter	Result	Flag	Units	Reported to LOQ	Dilution	Reference Method	Date/Time Prepared	Date/Time Analyzed	Analyst
TON	* Total Organic Nitrogen	1.15		mg/L	0.100	1	SM 4500-N	06/04/2025 16:17	06/04/2025 16:19	AD
							Certifications:			



Sample Information

Client Sample ID: Monitoring Well #DG 2

York Sample ID: 25E1828-06

<u>York Project (SDG) No.</u> 25E1828	<u>Client Project ID</u> 2505398	<u>Matrix</u> Water	<u>Collection Date/Time</u> May 28, 2025 11:40 am	<u>Date Received</u> 05/29/2025
--	-------------------------------------	------------------------	--	------------------------------------

Nitrate as N

Log-in Notes:

Sample Notes:

Sample Prepared by Method: EPA 300

CAS No.	Parameter	Result	Flag	Units	Reported to LOQ	Dilution	Reference Method	Date/Time Prepared	Date/Time Analyzed	Analyst
14797-55-8	Nitrate as N	2.31		mg/L	0.0500	1	EPA 300.0	05/30/2025 00:58	05/30/2025 00:58	DNP
							Certifications:	NELAC-NY10854,CTDOH-PH-0723,NJDEP-CT005,PADEP-68-0444C		

Nitrite as N

Log-in Notes:

Sample Notes:

Sample Prepared by Method: EPA 300

CAS No.	Parameter	Result	Flag	Units	Reported to LOQ	Dilution	Reference Method	Date/Time Prepared	Date/Time Analyzed	Analyst
14797-65-0	Nitrite as N	ND		mg/L	0.0500	1	EPA 300.0	05/30/2025 00:58	05/30/2025 00:58	DNP
							Certifications:	NELAC-NY10854,CTDOH-PH-0723,PADEP-68-04440		

Ammonia Nitrogen as N

Log-in Notes:

Sample Notes:

Sample Prepared by Method: Analysis Preparation

CAS No.	Parameter	Result	Flag	Units	Reported to LOQ	Dilution	Reference Method	Date/Time Prepared	Date/Time Analyzed	Analyst
7664-41-7	Ammonia Nitrogen as N	1.90		mg/L	0.0500	1	SM 4500-NH3 D	05/30/2025 10:21	05/30/2025 10:21	TCD
							Certifications:	NELAC-NY10854,CTDOH-PH-0723,NJDEP-CT005,PADEP-68-0444C		

Total Kjeldahl Nitrogen

Log-in Notes:

Sample Notes:

Sample Prepared by Method: Analysis Prep for SAA

CAS No.	Parameter	Result	Flag	Units	Reported to LOQ	Dilution	Reference Method	Date/Time Prepared	Date/Time Analyzed	Analyst
	Total Kjeldahl Nitrogen	3.58		mg/L	0.400	5	SM 4500-N Org D	05/30/2025 15:01	06/02/2025 12:17	tcd
							Certifications:	NELAC-NY10854,CTDOH-PH-0723,NJDEP-CT005,PADEP-68-0444C		

Total Nitrogen (TN)

Log-in Notes:

Sample Notes:

Sample Prepared by Method: Analysis Prep for SAA

CAS No.	Parameter	Result	Flag	Units	Reported to LOQ	Dilution	Reference Method	Date/Time Prepared	Date/Time Analyzed	Analyst
	* Total Nitrogen	5.89		mg/L	0.0500	1	SM 4500-N B	06/04/2025 16:17	06/04/2025 16:19	AD
							Certifications:			

Total Organic Nitrogen(TON)

Log-in Notes:

Sample Notes:

Sample Prepared by Method: Analysis Prep for SAA

CAS No.	Parameter	Result	Flag	Units	Reported to LOQ	Dilution	Reference Method	Date/Time Prepared	Date/Time Analyzed	Analyst
TON	* Total Organic Nitrogen	1.68		mg/L	0.100	1	SM 4500-N	06/04/2025 16:17	06/04/2025 16:19	AD
							Certifications:			



Sample Information

Client Sample ID: Monitoring Well #DG 3

York Sample ID: 25E1828-07

<u>York Project (SDG) No.</u> 25E1828	<u>Client Project ID</u> 2505398	<u>Matrix</u> Water	<u>Collection Date/Time</u> May 28, 2025 12:00 pm	<u>Date Received</u> 05/29/2025
--	-------------------------------------	------------------------	--	------------------------------------

Nitrate as N

Log-in Notes:

Sample Notes:

Sample Prepared by Method: EPA 300

CAS No.	Parameter	Result	Flag	Units	Reported to LOQ	Dilution	Reference Method	Date/Time Prepared	Date/Time Analyzed	Analyst
14797-55-8	Nitrate as N	0.0571		mg/L	0.0500	1	EPA 300.0	05/30/2025 01:18	05/30/2025 01:18	DNP
							Certifications:	NELAC-NY10854,CTDOH-PH-0723,NJDEP-CT005,PADEP-68-0444		

Nitrite as N

Log-in Notes:

Sample Notes:

Sample Prepared by Method: EPA 300

CAS No.	Parameter	Result	Flag	Units	Reported to LOQ	Dilution	Reference Method	Date/Time Prepared	Date/Time Analyzed	Analyst
14797-65-0	Nitrite as N	ND		mg/L	0.0500	1	EPA 300.0	05/30/2025 01:18	05/30/2025 01:18	DNP
							Certifications:	NELAC-NY10854,CTDOH-PH-0723,PADEP-68-04440		

Ammonia Nitrogen as N

Log-in Notes:

Sample Notes:

Sample Prepared by Method: Analysis Preparation

CAS No.	Parameter	Result	Flag	Units	Reported to LOQ	Dilution	Reference Method	Date/Time Prepared	Date/Time Analyzed	Analyst
7664-41-7	Ammonia Nitrogen as N	0.993		mg/L	0.0500	1	SM 4500-NH3 D	05/30/2025 10:21	05/30/2025 10:21	TCD
							Certifications:	NELAC-NY10854,CTDOH-PH-0723,NJDEP-CT005,PADEP-68-0444		

Total Kjeldahl Nitrogen

Log-in Notes:

Sample Notes:

Sample Prepared by Method: Analysis Prep for SAA

CAS No.	Parameter	Result	Flag	Units	Reported to LOQ	Dilution	Reference Method	Date/Time Prepared	Date/Time Analyzed	Analyst
	Total Kjeldahl Nitrogen	1.34		mg/L	0.400	5	SM 4500-N Org D	05/30/2025 15:01	06/02/2025 12:17	tcd
							Certifications:	NELAC-NY10854,CTDOH-PH-0723,NJDEP-CT005,PADEP-68-0444		

Total Nitrogen (TN)

Log-in Notes:

Sample Notes:

Sample Prepared by Method: Analysis Prep for SAA

CAS No.	Parameter	Result	Flag	Units	Reported to LOQ	Dilution	Reference Method	Date/Time Prepared	Date/Time Analyzed	Analyst
	* Total Nitrogen	1.40		mg/L	0.0500	1	SM 4500-N B	06/04/2025 16:17	06/04/2025 16:19	AD
							Certifications:			

Total Organic Nitrogen(TON)

Log-in Notes:

Sample Notes:

Sample Prepared by Method: Analysis Prep for SAA

CAS No.	Parameter	Result	Flag	Units	Reported to LOQ	Dilution	Reference Method	Date/Time Prepared	Date/Time Analyzed	Analyst
TON	* Total Organic Nitrogen	0.347		mg/L	0.100	1	SM 4500-N	06/04/2025 16:17	06/04/2025 16:19	AD
							Certifications:			



Sample Information

Client Sample ID: Monitoring Well #DG 1.5A

York Sample ID: 25E1828-08

<u>York Project (SDG) No.</u> 25E1828	<u>Client Project ID</u> 2505398	<u>Matrix</u> Water	<u>Collection Date/Time</u> May 28, 2025 12:20 pm	<u>Date Received</u> 05/29/2025
--	-------------------------------------	------------------------	--	------------------------------------

Nitrate as N

Log-in Notes:

Sample Notes:

Sample Prepared by Method: EPA 300

CAS No.	Parameter	Result	Flag	Units	Reported to LOQ	Dilution	Reference Method	Date/Time Prepared	Date/Time Analyzed	Analyst	
14797-55-8	Nitrate as N	10.6		mg/L	0.0500	1	EPA 300.0	05/30/2025 01:29	05/30/2025 01:29	DNP	
							Certifications:	NELAC-NY10854,CTDOH-PH-0723,NJDEP-CT005,PADEP-68-0444C			

Nitrite as N

Log-in Notes:

Sample Notes:

Sample Prepared by Method: EPA 300

CAS No.	Parameter	Result	Flag	Units	Reported to LOQ	Dilution	Reference Method	Date/Time Prepared	Date/Time Analyzed	Analyst	
14797-65-0	Nitrite as N	ND		mg/L	0.0500	1	EPA 300.0	05/30/2025 01:29	05/30/2025 01:29	DNP	
							Certifications:	NELAC-NY10854,CTDOH-PH-0723,PADEP-68-04440			

Ammonia Nitrogen as N

Log-in Notes:

Sample Notes:

Sample Prepared by Method: Analysis Preparation

CAS No.	Parameter	Result	Flag	Units	Reported to LOQ	Dilution	Reference Method	Date/Time Prepared	Date/Time Analyzed	Analyst	
7664-41-7	Ammonia Nitrogen as N	0.168		mg/L	0.0500	1	SM 4500-NH3 D	05/30/2025 10:21	05/30/2025 10:21	TCD	
							Certifications:	NELAC-NY10854,CTDOH-PH-0723,NJDEP-CT005,PADEP-68-0444C			

Total Kjeldahl Nitrogen

Log-in Notes:

Sample Notes:

Sample Prepared by Method: Analysis Prep for SAA

CAS No.	Parameter	Result	Flag	Units	Reported to LOQ	Dilution	Reference Method	Date/Time Prepared	Date/Time Analyzed	Analyst	
	Total Kjeldahl Nitrogen	2.16		mg/L	0.400	5	SM 4500-N Org D	05/30/2025 15:01	06/02/2025 12:17	tcd	
							Certifications:	NELAC-NY10854,CTDOH-PH-0723,NJDEP-CT005,PADEP-68-0444C			

Total Nitrogen (TN)

Log-in Notes:

Sample Notes:

Sample Prepared by Method: Analysis Prep for SAA

CAS No.	Parameter	Result	Flag	Units	Reported to LOQ	Dilution	Reference Method	Date/Time Prepared	Date/Time Analyzed	Analyst	
	* Total Nitrogen	12.8		mg/L	0.0500	1	SM 4500-N B	06/04/2025 16:17	06/04/2025 16:19	AD	
							Certifications:				

Total Organic Nitrogen(TON)

Log-in Notes:

Sample Notes:

Sample Prepared by Method: Analysis Prep for SAA

CAS No.	Parameter	Result	Flag	Units	Reported to LOQ	Dilution	Reference Method	Date/Time Prepared	Date/Time Analyzed	Analyst	
TON	* Total Organic Nitrogen	1.99		mg/L	0.100	1	SM 4500-N	06/04/2025 16:17	06/04/2025 16:19	AD	
							Certifications:				



Sample Information

Client Sample ID: Monitoring Well #DG 1.5B

York Sample ID: 25E1828-09

York Project (SDG) No.
25E1828

Client Project ID
2505398

Matrix
Water

Collection Date/Time
May 28, 2025 12:40 pm

Date Received
05/29/2025

Nitrate as N

Log-in Notes:

Sample Notes:

Sample Prepared by Method: EPA 300

CAS No.	Parameter	Result	Flag	Units	Reported to LOQ	Dilution	Reference Method	Date/Time Prepared	Date/Time Analyzed	Analyst
14797-55-8	Nitrate as N	7.71		mg/L	0.0500	1	EPA 300.0	05/30/2025 02:02	05/30/2025 02:02	DNP
Certifications: NELAC-NY10854,CTDOH-PH-0723,NJDEP-CT005,PADEP-68-0444C										

Nitrite as N

Log-in Notes:

Sample Notes:

Sample Prepared by Method: EPA 300

CAS No.	Parameter	Result	Flag	Units	Reported to LOQ	Dilution	Reference Method	Date/Time Prepared	Date/Time Analyzed	Analyst
14797-65-0	Nitrite as N	ND		mg/L	0.0500	1	EPA 300.0	05/30/2025 02:02	05/30/2025 02:02	DNP
Certifications: NELAC-NY10854,CTDOH-PH-0723,PADEP-68-0444C										

Ammonia Nitrogen as N

Log-in Notes:

Sample Notes:

Sample Prepared by Method: Analysis Preparation

CAS No.	Parameter	Result	Flag	Units	Reported to LOQ	Dilution	Reference Method	Date/Time Prepared	Date/Time Analyzed	Analyst
7664-41-7	Ammonia Nitrogen as N	1.22		mg/L	0.0500	1	SM 4500-NH3 D	05/30/2025 10:21	05/30/2025 10:21	TCD
Certifications: NELAC-NY10854,CTDOH-PH-0723,NJDEP-CT005,PADEP-68-0444C										

Total Kjeldahl Nitrogen

Log-in Notes:

Sample Notes:

Sample Prepared by Method: Analysis Prep for SAA

CAS No.	Parameter	Result	Flag	Units	Reported to LOQ	Dilution	Reference Method	Date/Time Prepared	Date/Time Analyzed	Analyst
	Total Kjeldahl Nitrogen	2.52		mg/L	0.400	5	SM 4500-N Org D	05/30/2025 15:01	06/02/2025 12:17	tcd
Certifications: NELAC-NY10854,CTDOH-PH-0723,NJDEP-CT005,PADEP-68-0444C										

Total Nitrogen (TN)

Log-in Notes:

Sample Notes:

Sample Prepared by Method: Analysis Prep for SAA

CAS No.	Parameter	Result	Flag	Units	Reported to LOQ	Dilution	Reference Method	Date/Time Prepared	Date/Time Analyzed	Analyst
	* Total Nitrogen	10.2		mg/L	0.0500	1	SM 4500-N B	06/04/2025 16:17	06/04/2025 16:19	AD
Certifications:										

Total Organic Nitrogen(TON)

Log-in Notes:

Sample Notes:

Sample Prepared by Method: Analysis Prep for SAA

CAS No.	Parameter	Result	Flag	Units	Reported to LOQ	Dilution	Reference Method	Date/Time Prepared	Date/Time Analyzed	Analyst
TON	* Total Organic Nitrogen	1.30		mg/L	0.100	1	SM 4500-N	06/04/2025 16:17	06/04/2025 16:19	AD
Certifications:										



Sample Information

Client Sample ID: Monitoring Well #DG 1.5C

York Sample ID: 25E1828-10

<u>York Project (SDG) No.</u> 25E1828	<u>Client Project ID</u> 2505398	<u>Matrix</u> Water	<u>Collection Date/Time</u> May 28, 2025 1:00 pm	<u>Date Received</u> 05/29/2025
--	-------------------------------------	------------------------	---	------------------------------------

Nitrate as N

Log-in Notes:

Sample Notes:

Sample Prepared by Method: EPA 300

CAS No.	Parameter	Result	Flag	Units	Reported to LOQ	Dilution	Reference Method	Date/Time Prepared	Date/Time Analyzed	Analyst
14797-55-8	Nitrate as N	13.2		mg/L	0.0500	1	EPA 300.0	05/30/2025 02:23	05/30/2025 02:23	DNP
							Certifications:	NELAC-NY10854,CTDOH-PH-0723,NJDEP-CT005,PADEP-68-0444C		

Nitrite as N

Log-in Notes:

Sample Notes:

Sample Prepared by Method: EPA 300

CAS No.	Parameter	Result	Flag	Units	Reported to LOQ	Dilution	Reference Method	Date/Time Prepared	Date/Time Analyzed	Analyst
14797-65-0	Nitrite as N	ND		mg/L	0.0500	1	EPA 300.0	05/30/2025 02:23	05/30/2025 02:23	DNP
							Certifications:	NELAC-NY10854,CTDOH-PH-0723,PADEP-68-04440		

Ammonia Nitrogen as N

Log-in Notes:

Sample Notes:

Sample Prepared by Method: Analysis Preparation

CAS No.	Parameter	Result	Flag	Units	Reported to LOQ	Dilution	Reference Method	Date/Time Prepared	Date/Time Analyzed	Analyst
7664-41-7	Ammonia Nitrogen as N	ND		mg/L	0.0500	1	SM 4500-NH3 D	05/30/2025 10:21	05/30/2025 10:21	TCD
							Certifications:	NELAC-NY10854,CTDOH-PH-0723,NJDEP-CT005,PADEP-68-04440		

Total Kjeldahl Nitrogen

Log-in Notes:

Sample Notes:

Sample Prepared by Method: Analysis Prep for SAA

CAS No.	Parameter	Result	Flag	Units	Reported to LOQ	Dilution	Reference Method	Date/Time Prepared	Date/Time Analyzed	Analyst
	Total Kjeldahl Nitrogen	2.30		mg/L	0.400	5	SM 4500-N Org D	05/30/2025 15:01	06/02/2025 12:17	tcd
							Certifications:	NELAC-NY10854,CTDOH-PH-0723,NJDEP-CT005,PADEP-68-0444C		

Total Nitrogen (TN)

Log-in Notes:

Sample Notes:

Sample Prepared by Method: Analysis Prep for SAA

CAS No.	Parameter	Result	Flag	Units	Reported to LOQ	Dilution	Reference Method	Date/Time Prepared	Date/Time Analyzed	Analyst
	* Total Nitrogen	15.5		mg/L	0.0500	1	SM 4500-N B	06/04/2025 16:17	06/04/2025 16:19	AD
							Certifications:			

Total Organic Nitrogen(TON)

Log-in Notes:

Sample Notes:

Sample Prepared by Method: Analysis Prep for SAA

CAS No.	Parameter	Result	Flag	Units	Reported to LOQ	Dilution	Reference Method	Date/Time Prepared	Date/Time Analyzed	Analyst
TON	* Total Organic Nitrogen	2.30		mg/L	0.100	1	SM 4500-N	06/04/2025 16:17	06/04/2025 16:19	AD
							Certifications:			



Sample Information

Client Sample ID: Monitoring Well #DF 1

York Sample ID: 25E1828-11

<u>York Project (SDG) No.</u> 25E1828	<u>Client Project ID</u> 2505398	<u>Matrix</u> Water	<u>Collection Date/Time</u> May 28, 2025 1:40 pm	<u>Date Received</u> 05/29/2025
--	-------------------------------------	------------------------	---	------------------------------------

Nitrate as N

Log-in Notes:

Sample Notes:

Sample Prepared by Method: EPA 300

CAS No.	Parameter	Result	Flag	Units	Reported to LOQ	Dilution	Reference Method	Date/Time Prepared	Date/Time Analyzed	Analyst	
14797-55-8	Nitrate as N	0.454		mg/L	0.0500	1	EPA 300.0	05/30/2025 02:33	05/30/2025 02:33	DNP	
							Certifications:	NELAC-NY10854,CTDOH-PH-0723,NJDEP-CT005,PADEP-68-0444C			

Nitrite as N

Log-in Notes:

Sample Notes:

Sample Prepared by Method: EPA 300

CAS No.	Parameter	Result	Flag	Units	Reported to LOQ	Dilution	Reference Method	Date/Time Prepared	Date/Time Analyzed	Analyst	
14797-65-0	Nitrite as N	ND		mg/L	0.0500	1	EPA 300.0	05/30/2025 02:33	05/30/2025 02:33	DNP	
							Certifications:	NELAC-NY10854,CTDOH-PH-0723,PADEP-68-04440			

Ammonia Nitrogen as N

Log-in Notes:

Sample Notes:

Sample Prepared by Method: Analysis Preparation

CAS No.	Parameter	Result	Flag	Units	Reported to LOQ	Dilution	Reference Method	Date/Time Prepared	Date/Time Analyzed	Analyst	
7664-41-7	Ammonia Nitrogen as N	11.8		mg/L	0.0500	1	SM 4500-NH3 D	05/30/2025 10:21	05/30/2025 10:21	TCD	
							Certifications:	NELAC-NY10854,CTDOH-PH-0723,NJDEP-CT005,PADEP-68-0444C			

Total Kjeldahl Nitrogen

Log-in Notes:

Sample Notes:

Sample Prepared by Method: Analysis Prep for SAA

CAS No.	Parameter	Result	Flag	Units	Reported to LOQ	Dilution	Reference Method	Date/Time Prepared	Date/Time Analyzed	Analyst	
	Total Kjeldahl Nitrogen	11.8		mg/L	0.400	5	SM 4500-N Org D	05/30/2025 15:01	06/02/2025 12:17	tcd	
							Certifications:	NELAC-NY10854,CTDOH-PH-0723,NJDEP-CT005,PADEP-68-0444C			

Total Nitrogen (TN)

Log-in Notes:

Sample Notes:

Sample Prepared by Method: Analysis Prep for SAA

CAS No.	Parameter	Result	Flag	Units	Reported to LOQ	Dilution	Reference Method	Date/Time Prepared	Date/Time Analyzed	Analyst	
	* Total Nitrogen	12.3		mg/L	0.0500	1	SM 4500-N B	06/04/2025 16:17	06/04/2025 16:19	AD	
							Certifications:				

Total Organic Nitrogen(TON)

Log-in Notes:

Sample Notes:

Sample Prepared by Method: Analysis Prep for SAA

CAS No.	Parameter	Result	Flag	Units	Reported to LOQ	Dilution	Reference Method	Date/Time Prepared	Date/Time Analyzed	Analyst	
TON	* Total Organic Nitrogen	ND		mg/L	0.100	1	SM 4500-N	06/04/2025 16:17	06/04/2025 16:19	AD	
							Certifications:				



Sample Information

Client Sample ID: Monitoring Well #DF 2

York Sample ID: 25E1828-12

<u>York Project (SDG) No.</u> 25E1828	<u>Client Project ID</u> 2505398	<u>Matrix</u> Water	<u>Collection Date/Time</u> May 28, 2025 2:00 pm	<u>Date Received</u> 05/29/2025
--	-------------------------------------	------------------------	---	------------------------------------

Nitrate as N

Log-in Notes:

Sample Notes:

Sample Prepared by Method: EPA 300

CAS No.	Parameter	Result	Flag	Units	Reported to LOQ	Dilution	Reference Method	Date/Time Prepared	Date/Time Analyzed	Analyst
14797-55-8	Nitrate as N	7.17		mg/L	0.0500	1	EPA 300.0	05/30/2025 02:44	05/30/2025 02:44	DNP
Certifications: NELAC-NY10854,CTDOH-PH-0723,NJDEP-CT005,PADEP-68-0444C										

Nitrite as N

Log-in Notes:

Sample Notes:

Sample Prepared by Method: EPA 300

CAS No.	Parameter	Result	Flag	Units	Reported to LOQ	Dilution	Reference Method	Date/Time Prepared	Date/Time Analyzed	Analyst
14797-65-0	Nitrite as N	0.0549		mg/L	0.0500	1	EPA 300.0	05/30/2025 02:44	05/30/2025 02:44	DNP
Certifications: NELAC-NY10854,CTDOH-PH-0723,PADEP-68-0444C										

Ammonia Nitrogen as N

Log-in Notes:

Sample Notes:

Sample Prepared by Method: Analysis Preparation

CAS No.	Parameter	Result	Flag	Units	Reported to LOQ	Dilution	Reference Method	Date/Time Prepared	Date/Time Analyzed	Analyst
7664-41-7	Ammonia Nitrogen as N	0.0599		mg/L	0.0500	1	SM 4500-NH3 D	05/30/2025 10:21	05/30/2025 10:21	TCD
Certifications: NELAC-NY10854,CTDOH-PH-0723,NJDEP-CT005,PADEP-68-0444C										

Total Kjeldahl Nitrogen

Log-in Notes:

Sample Notes:

Sample Prepared by Method: Analysis Prep for SAA

CAS No.	Parameter	Result	Flag	Units	Reported to LOQ	Dilution	Reference Method	Date/Time Prepared	Date/Time Analyzed	Analyst
	Total Kjeldahl Nitrogen	2.11		mg/L	0.400	5	SM 4500-N Org D	06/02/2025 15:08	06/03/2025 12:16	TCD
Certifications: NELAC-NY10854,CTDOH-PH-0723,NJDEP-CT005,PADEP-68-0444C										

Total Nitrogen (TN)

Log-in Notes:

Sample Notes:

Sample Prepared by Method: Analysis Prep for SAA

CAS No.	Parameter	Result	Flag	Units	Reported to LOQ	Dilution	Reference Method	Date/Time Prepared	Date/Time Analyzed	Analyst
	* Total Nitrogen	9.33		mg/L	0.0500	1	SM 4500-N B	06/04/2025 16:17	06/04/2025 16:19	AD
Certifications:										

Total Organic Nitrogen(TON)

Log-in Notes:

Sample Notes:

Sample Prepared by Method: Analysis Prep for SAA

CAS No.	Parameter	Result	Flag	Units	Reported to LOQ	Dilution	Reference Method	Date/Time Prepared	Date/Time Analyzed	Analyst
TON	* Total Organic Nitrogen	2.05		mg/L	0.100	1	SM 4500-N	06/04/2025 16:17	06/04/2025 16:19	AD
Certifications:										



Analytical Batch Summary

Batch ID: BE52275 **Preparation Method** Analysis Preparation **Prepared By:** TCD

YORK Sample ID	Client Sample ID	Preparation Date
25E1828-01	Monitoring Well #BG 2	05/30/25
25E1828-02	Monitoring Well #BG 1	05/30/25
25E1828-03	Monitoring Well #DG 0.5	05/30/25
25E1828-04	Monitoring Well #DG 1.0	05/30/25
25E1828-05	Monitoring Well #DG 1.5	05/30/25
25E1828-06	Monitoring Well #DG 2	05/30/25
25E1828-07	Monitoring Well #DG 3	05/30/25
25E1828-08	Monitoring Well #DG 1.5A	05/30/25
25E1828-09	Monitoring Well #DG 1.5B	05/30/25
25E1828-10	Monitoring Well #DG 1.5C	05/30/25
25E1828-11	Monitoring Well #DF 1	05/30/25
25E1828-12	Monitoring Well #DF 2	05/30/25
BE52275-BLK1	Blank	05/30/25
BE52275-BS1	LCS	05/30/25

Batch ID: BE52312 **Preparation Method** Analysis Prep for SAA **Prepared By:** TCD

YORK Sample ID	Client Sample ID	Preparation Date
25E1828-01	Monitoring Well #BG 2	05/30/25
25E1828-02	Monitoring Well #BG 1	05/30/25
25E1828-03	Monitoring Well #DG 0.5	05/30/25
25E1828-04	Monitoring Well #DG 1.0	05/30/25
25E1828-05	Monitoring Well #DG 1.5	05/30/25
25E1828-06	Monitoring Well #DG 2	05/30/25
25E1828-07	Monitoring Well #DG 3	05/30/25
25E1828-08	Monitoring Well #DG 1.5A	05/30/25
25E1828-09	Monitoring Well #DG 1.5B	05/30/25
25E1828-10	Monitoring Well #DG 1.5C	05/30/25
25E1828-11	Monitoring Well #DF 1	05/30/25
BE52312-BLK1	Blank	05/30/25
BE52312-BS1	LCS	05/30/25

Batch ID: BE52355 **Preparation Method** EPA 300 **Prepared By:** DNP

YORK Sample ID	Client Sample ID	Preparation Date
25E1828-01	Monitoring Well #BG 2	05/29/25
25E1828-02	Monitoring Well #BG 1	05/30/25
25E1828-02	Monitoring Well #BG 1	05/30/25
25E1828-03	Monitoring Well #DG 0.5	05/30/25
25E1828-04	Monitoring Well #DG 1.0	05/30/25
25E1828-05	Monitoring Well #DG 1.5	05/30/25
25E1828-06	Monitoring Well #DG 2	05/30/25
25E1828-07	Monitoring Well #DG 3	05/30/25
25E1828-08	Monitoring Well #DG 1.5A	05/30/25
25E1828-09	Monitoring Well #DG 1.5B	05/30/25



25E1828-10	Monitoring Well #DG 1.5C	05/30/25
25E1828-11	Monitoring Well #DF 1	05/30/25
25E1828-12	Monitoring Well #DF 2	05/30/25
BE52355-BLK1	Blank	05/29/25
BE52355-BLK2	Blank	05/30/25
BE52355-BS1	LCS	05/29/25
BE52355-BS2	LCS	05/30/25

Batch ID: BF50039 **Preparation Method** Analysis Prep for SAA **Prepared By:** TCD

YORK Sample ID	Client Sample ID	Preparation Date
25E1828-12	Monitoring Well #DF 2	06/02/25
BF50039-BLK1	Blank	06/02/25
BF50039-BS1	LCS	06/02/25

Batch ID: BF50288 **Preparation Method** Analysis Prep for SAA **Prepared By:** AD

YORK Sample ID	Client Sample ID	Preparation Date
25E1828-01	Monitoring Well #BG 2	06/04/25
25E1828-02	Monitoring Well #BG 1	06/04/25
25E1828-03	Monitoring Well #DG 0.5	06/04/25
25E1828-04	Monitoring Well #DG 1.0	06/04/25
25E1828-05	Monitoring Well #DG 1.5	06/04/25
25E1828-06	Monitoring Well #DG 2	06/04/25
25E1828-07	Monitoring Well #DG 3	06/04/25
25E1828-08	Monitoring Well #DG 1.5A	06/04/25
25E1828-09	Monitoring Well #DG 1.5B	06/04/25
25E1828-10	Monitoring Well #DG 1.5C	06/04/25
25E1828-11	Monitoring Well #DF 1	06/04/25
25E1828-12	Monitoring Well #DF 2	06/04/25



Anions by Ion Chromatography - Quality Control Data
York Analytical Laboratories, Inc.

Analyte	Result	Reporting Limit	Units	Spike Level	Source* Result	%REC	%REC Limits	Flag	RPD	RPD Limit	Flag
Batch BE52355 - EPA 300											
Blank (BE52355-BLK1)											Prepared & Analyzed: 05/29/2025
Nitrate as N	ND	0.0500	mg/L								
Nitrite as N	ND	0.0500	"								
Blank (BE52355-BLK2)											Prepared & Analyzed: 05/30/2025
Nitrate as N	ND	0.0500	mg/L								
Nitrite as N	ND	0.0500	"								
LCS (BE52355-BS1)											Prepared & Analyzed: 05/29/2025
Nitrate as N	10.9	0.0500	mg/L	10.0		109	90-110				
Nitrite as N	10.9	0.0500	"	10.0		109	90-110				
LCS (BE52355-BS2)											Prepared & Analyzed: 05/30/2025
Nitrate as N	10.9	0.0500	mg/L	10.0		109	90-110				
Nitrite as N	10.7	0.0500	"	10.0		107	90-110				



Wet Chemistry Parameters - Quality Control Data
York Analytical Laboratories, Inc.

Analyte	Result	Reporting Limit	Units	Spike Level	Source* Result	%REC	%REC Limits	Flag	RPD	RPD Limit	Flag
Batch BE52275 - Analysis Preparation											
Blank (BE52275-BLK1)						Prepared & Analyzed: 05/30/2025					
Ammonia Nitrogen as N	ND	0.0500	mg/L								
LCS (BE52275-BS1)						Prepared & Analyzed: 05/30/2025					
Ammonia Nitrogen as N	0.908	0.0500	mg/L	1.00		90.8	85-125				
Batch BE52312 - Analysis Prep for SAA											
Blank (BE52312-BLK1)						Prepared: 05/30/2025 Analyzed: 06/02/2025					
Total Kjeldahl Nitrogen	ND	0.400	mg/L								
LCS (BE52312-BS1)						Prepared: 05/30/2025 Analyzed: 06/02/2025					
Total Kjeldahl Nitrogen	4.10		mg/L	5.00		82.0	70-130				
Batch BF50039 - Analysis Prep for SAA											
Blank (BF50039-BLK1)						Prepared: 06/02/2025 Analyzed: 06/03/2025					
Total Kjeldahl Nitrogen	ND	0.400	mg/L								
LCS (BF50039-BS1)						Prepared: 06/02/2025 Analyzed: 06/03/2025					
Total Kjeldahl Nitrogen	4.38		mg/L	5.00		87.7	70-130				



Sample and Data Qualifiers Relating to This Work Order

Definitions and Other Explanations

*	Analyte is not certified or the state of the samples origination does not offer certification for the Analyte.
ND	NOT DETECTED - the analyte is not detected at the Reported to level (LOQ/RL or LOD/MDL)
RL	REPORTING LIMIT - the minimum reportable value based upon the lowest point in the analyte calibration curve.
LOQ	LIMIT OF QUANTITATION - the minimum concentration of a target analyte that can be reported within a specified degree of confidence. This is the lowest point in an analyte calibration curve that has been subjected to all steps of the processing/analysis and verified to meet defined criteria. This is based upon NELAC 2009 Standards and applies to all analyses.
LOD	LIMIT OF DETECTION - a verified estimate of the minimum concentration of a substance in a given matrix that an analytical process can reliably detect. This is based upon NELAC 2009 Standards and applies to all analyses conducted under the auspices of EPA SW-846.
MDL	METHOD DETECTION LIMIT - a statistically derived estimate of the minimum amount of a substance an analytical system can reliably detect with a 99% confidence that the concentration of the substance is greater than zero. This is based upon 40 CFR Part 136 Appendix B and applies only to EPA 600 and 200 series methods.
Reported to	This indicates that the data for a particular analysis is reported to either the LOD/MDL, or the LOQ/RL. In cases where the "Reported to" is located above the LOD/MDL, any value between this and the LOQ represents an estimated value which is "J" flagged accordingly. This applies to volatile and semi-volatile target compounds only.
NR	Not reported
RPD	Relative Percent Difference
Wet	The data has been reported on an as-received (wet weight) basis
Low Bias	Low Bias flag indicates that the recovery of the flagged analyte is below the laboratory or regulatory lower control limit. The data user should take note that this analyte may be biased low but should evaluate multiple lines of evidence including the LCS and site-specific MS/MSD data to draw bias conclusions. In cases where no site-specific MS/MSD was requested, only the LCS data can be used to evaluate such bias.
High Bias	High Bias flag indicates that the recovery of the flagged analyte is above the laboratory or regulatory upper control limit. The data user should take note that this analyte may be biased high but should evaluate multiple lines of evidence including the LCS and site-specific MS/MSD data to draw bias conclusions. In cases where no site-specific MS/MSD was requested, only the LCS data can be used to evaluate such bias.
Non-Dir.	Non-dir. flag (Non-Directional Bias) indicates that the Relative Percent Difference (RPD) (a measure of precision) among the MS and MSD data is outside the laboratory or regulatory control limit. This alerts the data user where the MS and MSD are from site-specific samples that the RPD is high due to either non-homogeneous distribution of target analyte between the MS/MSD or indicates poor reproducibility for other reasons.

If EPA SW-846 method 8270 is included herein it is noted that the target compound N-nitrosodiphenylamine (NDPA) decomposes in the gas chromatographic inlet and cannot be separated from diphenylamine (DPA). These results could actually represent 100% DPA, 100% NDPA or some combination of the two. For this reason, York reports the combined result for n-nitrosodiphenylamine and diphenylamine for either of these compounds as a combined concentration as Diphenylamine.

If Total PCBs are detected and the target aroclors reported are "Not detected", the Total PCB value is reported due to the presence of either or both Aroclors 1262 and 1268 which are non-target aroclors for some regulatory lists.

2-chloroethylvinyl ether readily breaks down under acidic conditions. Samples that are acid preserved, including standards will exhibit breakdown. The data user should take note.

Certification for pH is no longer offered by NYDOH ELAP.

Semi-Volatile and Volatile analyses are reported down to the LOD/MDL, with values between the LOD/MDL and the LOQ being "J" flagged as estimated results.

For analyses by EPA SW-846-8270D, the Limit of Quantitation (LOQ) reported for benzidine is based upon the lowest standard used for calibration and is not a verified LOQ due to this compound's propensity for oxidative losses during extraction/concentration procedures and non-reproducible chromatographic performance.

Company Name
MAXIMUM ENVIRONMENTAL
3170 LINCOLN AVENUE, SUITE 4
HOLBROOK, NY 11741

Report to:
SAME

Invoice to:
ATTN
ACCOUNTS PAYABLE

Project ID/No.
2505398
Canoe Place Inn
Monitoring Well Samples

CLIENT

Samples Collected by (signature)

Sample No.	Location/ID	Date Sampled	Time Sampled	Sample Matrix			Analyses Requested	Container Desc.
				Water	Soil	Air/Other		
001	Monitoring Well # BG 2	05/28/25	10:00 AM	X			Ammonia, Nitrate, Nitrite, Total Kjeldahl Nitrogen, Total Nitrogen, Total Organic Nitrogen	1-500 mL, 1-250 mL, 1-500 mL H2SO4
002	Monitoring Well # BG 1	05/28/25	10:20 AM	X			Ammonia, Nitrate, Nitrite, Total Kjeldahl Nitrogen, Total Nitrogen, Total Organic Nitrogen	1-500 mL, 1-250 mL, 1-500 mL H2SO4
003	Monitoring Well # DG 0.5	05/28/25	10:40 AM	X			Ammonia, Nitrate, Nitrite, Total Kjeldahl Nitrogen, Total Nitrogen, Total Organic Nitrogen	1-500 mL, 1-250 mL, 1-500 mL H2SO4
004	Monitoring Well # DG 1.0	05/28/25	11:00 AM	X			Ammonia, Nitrate, Nitrite, Total Kjeldahl Nitrogen, Total Nitrogen, Total Organic Nitrogen	1-500 mL, 1-250 mL, 1-500 mL H2SO4
005	Monitoring Well # DG 1.5	05/28/25	11:20 AM	X			Ammonia, Nitrate, Nitrite, Total Kjeldahl Nitrogen, Total Nitrogen, Total Organic Nitrogen	1-500 mL, 1-250 mL, 1-500 mL H2SO4
006	Monitoring Well # DG 2	05/28/25	11:40 AM	X			Ammonia, Nitrate, Nitrite, Total Kjeldahl Nitrogen, Total Nitrogen, Total Organic Nitrogen	1-500 mL, 1-250 mL, 1-500 mL H2SO4
007	Monitoring Well # DG 3	05/28/25	12:00 PM	X			Ammonia, Nitrate, Nitrite, Total Kjeldahl Nitrogen, Total Nitrogen, Total Organic Nitrogen	1-500 mL, 1-250 mL, 1-500 mL H2SO4
008	Monitoring Well # DG 1.5A	05/28/25	12:20 PM	X			Ammonia, Nitrate, Nitrite, Total Kjeldahl Nitrogen, Total Nitrogen, Total Organic Nitrogen	1-500 mL, 1-250 mL, 1-500 mL H2SO4
009	Monitoring Well # DG 1.5B	05/28/25	12:40 PM	X			Ammonia, Nitrate, Nitrite, Total Kjeldahl Nitrogen, Total Nitrogen, Total Organic Nitrogen	1-500 mL, 1-250 mL, 1-500 mL H2SO4
010	Monitoring Well # DG 1.5C	05/28/25	1:00 PM	X			Ammonia, Nitrate, Nitrite, Total Kjeldahl Nitrogen, Total Nitrogen, Total Organic Nitrogen	1-500 mL, 1-250 mL, 1-500 mL H2SO4

Chain-of-Custody Record

Bottles Relinquished from Lab by _____ Date/Time _____
 Bottles received in field by _____ Date/Time _____
 Comments/Special Instructions **USE LOCATION ID AS SAMPLE ID**
 Turn-Around Time Requested-Specify Date Expected if RUSH Requested: DATE DUE FOR RUSH: _____
 Samples Relinquished by *MBurns 5/29/25* Date/Time _____
 Samples received in Lab by *SPAL25* Date/Time *17:00*

Total # of Bottles for this PROJECT (COC This Page): 30 Bottles
 STANDARD RUSH(Define) 2.2c

Please prepare a QA Summary Report

Field Chain-of-Custody Record 25E1828

ANALYTICAL LABORATORIES, INC.
 120 RESEARCH DRIVE
 STRATFORD, CT 06615
 203.325.1371 FAX 203.357-0166

Field Chain-of-Custody Record

25E1828

Sample No.	Company Name MAXIMUM ENVIRONMENTAL 1170 LINCOLN AVENUE, SUITE 4 HOLBROOK, NY 11741	Report to: SAME	Invoice to: ATTN ACCOUNTS PAYABLE	Project ID/No. 2505398 Canoe Place Inn Monitoring Well Samples	CLIENT	Location/ID			Date Sampled	Time Sampled	Sample Matrix			Analyses Requested	Container Desc.
						Monitoring Well #	DF 1	DF 2			Water	Soil	Air		
011								05/28/25	1:40 PM	X			Ammonia, Nitrate, Nitrite, Total Kjeldahl Nitrogen, Total Nitrogen, Total Organic Nitrogen	1-500 mL, 1-250 mL, 1-500 mL H2SO4	
012								05/28/25	2:00 PM	X			Ammonia, Nitrate, Nitrite, Total Kjeldahl Nitrogen, Total Nitrogen, Total Organic Nitrogen	1-500 mL, 1-250 mL, 1-500 mL H2SO4	
013															
014															
015															
016															
017															
018															
019															
020															

Chain-of-Custody Record

Bottles Relinquished from Lab by _____ Date/Time _____

Bottles received in field by _____ Date/Time _____

Samples Relinquished by M. Berry 5/29/25 Date/Time _____

Samples received in LAB by R. S/29/25 5/29/25 Date/Time _____

Samples Relinquished by H. Badger 5/29/25/14 Date/Time _____

Samples received in LAB by _____ Date/Time _____

Turn-Around Time Requested: Specify Date Expected if RUSH Requested: DATE DUE FOR RUSH: _____

Total # of Bottles for this PROJECT (COC This Page): 6 Bottles

STANDARD _____ RUSH(Define) _____ 2.2°C

Please prepare a QA Summary Report

SAMPLE COLLECTION/CHAIN OF CUSTODY

The completeness and proper information on this Chain of Custody is the responsibility of the person completing the sampling. Client signatures will serve as verification of the C/C. All data are subject to audit and analysis.

Name: Lombardo Associates, Inc.
Address: 53 Hill Street
City: Southampton **State:** NY **Zip:** 11968
Phone: (631) 379-2662 **Fax:**

MAXIMUM ENVIRONMENTAL MANAGEMENT INC.
 1170 LINCOLN AVENUE, SUITE 4 HOLBROOK, NY 11741
Phone: (631) 589-1225 **Fax:** (631) 589-1157

TAT Required:
Page: 1 of 1
PO #:
Job#:

PROJECT NAME AND/OR LOCATION
 Indicate only ONE Project per Chain of Custody

PROJECT NUMBER: 2506 264

#	Date	Time	SAMPLE			S	NPW	PW	O	SAMPLE ORIGIN	Field pH	Field Temp	Specific Conductivity	Dissolved Oxygen	DTW*	DTB	Sample Containers	ANALYSIS
			COMP	GRAB	TIME													
001	6/1/15	11:33							Monitoring Well # DF 3	7.05	18.9	912	6.15	18.34	32.94	1-500 mL, 1-250 mL, 1-500 mL, H2SO4	Ammonia, Nitrate, Nitrate, Total Kjeldahl Nitrogen, Total Organic Nitrogen (No Headspace)	
002	6/1/15	11:20							Effluent Pump Chamber (Waste Water)	7.37	31.3	1325	0.79	-	-	1-500 mL, 1-250 mL, 1-250 mL, H2SO4	Ammonia, Nitrate, Nitrate, Total Kjeldahl Nitrogen, Total Organic Nitrogen (No Headspace)	
003																		
004																		
005																		
006																		
007																		
008																		
009																		
010																		

FIELD NOTES: 18.34 32.94

Are the samples treated? Yes H₂SO₄

Sampler SIGNATURE: [Signature] **Date & Time:** 6/1/15

Client/Support Tech Signature for Transfer/Receipt: [Signature] **Date & Time:** 6/1/15

Container Shipping Condition: GOOD FAIR POOR

Packed in Ice? YES NO

Meets Sample Criteria: In Case of NO was Yes No Client Notified?

Maximum Custody By: [Signature] **Date & Time:** 6/1/15

Sample Temperature (to include specific H₂SO₄ stock, other acid) with cooling below transport of samples. In each tank below.

QA/QC Notes: pdf 2 copies of the report



Technical Report

prepared for:

Maximum Environmental Management, Inc.

1170 Lincoln Avenue., Suite 4

Holbrook NY, 11741

Attention: Brian Leshinger

Report Date: 06/18/2025

Client Project ID: 2506264

York Project (SDG) No.: 25F0875

Stratford, CT Laboratory IDs:
NY:10854, NJ: CT005, PA: 68-0440, CT: PH-0723



Richmond Hill, NY Laboratory IDs:
NY:12058, NJ: NY037, CT: PH-0721, NH: 2097,
EPA: NY01600

120 RESEARCH DRIVE
www.YORKLAB.com

STRATFORD, CT 06615
(203) 325-1371



132-02 89th AVENUE
FAX (203) 357-0166

RICHMOND HILL, NY 11418
ClientServices@yorklab.com

Report Date: 06/18/2025
Client Project ID: 2506264
York Project (SDG) No.: 25F0875

Maximum Environmental Management, Inc.

1170 Lincoln Avenue., Suite 4
Holbrook NY, 11741
Attention: Brian Leshinger

Purpose and Results

This report contains the analytical data for the sample(s) identified on the attached chain-of-custody received in our laboratory on June 12, 2025 and listed below. The project was identified as your project: **2506264**.

The analyses were conducted utilizing appropriate EPA, Standard Methods, and ASTM methods as detailed in the data summary tables.

All samples were received in proper condition meeting the customary acceptance requirements for environmental samples except those indicated under the Sample and Analysis Qualifiers section of this report.

All analyses met the method and laboratory standard operating procedure requirements except as indicated by any data flags, the meaning of which are explained in the Sample and Data Qualifiers Relating to This Work Order section of this report and case narrative if applicable.

The results of the analyses, which are all reported on dry weight basis (soils) unless otherwise noted, are detailed in the following pages.

Please contact Client Services at 203.325.1371 with any questions regarding this report.

<u>York Sample ID</u>	<u>Client Sample ID</u>	<u>Matrix</u>	<u>Date Collected</u>	<u>Date Received</u>
25F0875-01	MW #DF3	Water	06/11/2025	06/12/2025
25F0875-02	MW #Effluent Pump Chamber (WW)	Water	06/11/2025	06/12/2025

General Notes for York Project (SDG) No.: 25F0875

1. The RLs and MDLs (Reporting Limit and Method Detection Limit respectively) reported are adjusted for any dilution necessary due to the levels of target and/or non-target analytes and matrix interference. The RL(REPORTING LIMIT) is based upon the lowest standard utilized for the calibration where applicable.
2. Samples are retained for a period of thirty days after submittal of report, unless other arrangements are made.
3. York's liability for the above data is limited to the dollar value paid to York for the referenced project.
4. This report shall not be reproduced without the written approval of York Analytical Laboratories, Inc.
5. All analyses conducted met method or Laboratory SOP requirements. See the Sample and Data Qualifiers Section for further information.
6. It is noted that no analyses reported herein were subcontracted to another laboratory, unless noted in the report.
7. This report reflects results that relate only to the samples submitted on the attached chain-of-custody form(s) received by York.
8. Analyses conducted at York Analytical Laboratories, Inc. Stratford, CT are indicated by NY Cert. No. 10854, NJ Cert No. CT005, PA Cert No. 68-04440, CT Cert No. PH-0723; those conducted at York Analytical Laboratories, Inc., Richmond Hill, NY are indicated by NY Cert. No. 12058, NJ Cert No. NY037, CT Cert No. PH-0721, NH Cert No. 2097, EPA Cert No. NY01600.

Approved By:



Cassie L. Mosher
Laboratory Manager

Date: 06/18/2025





Sample Information

Client Sample ID: MW #DF3

York Sample ID: 25F0875-01

<u>York Project (SDG) No.</u> 25F0875	<u>Client Project ID</u> 2506264	<u>Matrix</u> Water	<u>Collection Date/Time</u> June 11, 2025 11:33 am	<u>Date Received</u> 06/12/2025
--	-------------------------------------	------------------------	---	------------------------------------

Nitrate as N

Log-in Notes:

Sample Notes:

Sample Prepared by Method: EPA 300

CAS No.	Parameter	Result	Flag	Units	Reported to LOQ	Dilution	Reference Method	Date/Time Prepared	Date/Time Analyzed	Analyst
14797-55-8	Nitrate as N	6.55		mg/L	0.0500	1	EPA 300.0	06/12/2025 23:44	06/12/2025 23:44	DNP
							Certifications:	NELAC-NY10854,CTDOH-PH-0723,NJDEP-CT005,PADEP-68-04440		

Nitrite as N

Log-in Notes:

Sample Notes:

Sample Prepared by Method: EPA 300

CAS No.	Parameter	Result	Flag	Units	Reported to LOQ	Dilution	Reference Method	Date/Time Prepared	Date/Time Analyzed	Analyst
14797-65-0	Nitrite as N	2.65		mg/L	0.0500	1	EPA 300.0	06/12/2025 23:44	06/12/2025 23:44	DNP
							Certifications:	NELAC-NY10854,CTDOH-PH-0723,PADEP-68-04440		

Ammonia Nitrogen as N

Log-in Notes:

Sample Notes:

Sample Prepared by Method: Analysis Preparation

CAS No.	Parameter	Result	Flag	Units	Reported to LOQ	Dilution	Reference Method	Date/Time Prepared	Date/Time Analyzed	Analyst
7664-41-7	Ammonia Nitrogen as N	12.4		mg/L	0.0500	1	SM 4500-NH3 D	06/13/2025 09:56	06/13/2025 09:56	TCD
							Certifications:	NELAC-NY10854,CTDOH-PH-0723,NJDEP-CT005,PADEP-68-04440		

Total Kjeldahl Nitrogen

Log-in Notes:

Sample Notes:

Sample Prepared by Method: Analysis Prep for SAA

CAS No.	Parameter	Result	Flag	Units	Reported to LOQ	Dilution	Reference Method	Date/Time Prepared	Date/Time Analyzed	Analyst
	Total Kjeldahl Nitrogen	14.0		mg/L	0.400	5	SM 4500-N Org D	06/16/2025 09:06	06/17/2025 10:00	SMM
							Certifications:	NELAC-NY10854,CTDOH-PH-0723,NJDEP-CT005,PADEP-68-04440		

Total Nitrogen (TN)

Log-in Notes:

Sample Notes:

Sample Prepared by Method: Analysis Prep for SAA

CAS No.	Parameter	Result	Flag	Units	Reported to LOQ	Dilution	Reference Method	Date/Time Prepared	Date/Time Analyzed	Analyst
	* Total Nitrogen	23.2		mg/L	0.0500	1	SM 4500-N B	06/18/2025 13:45	06/18/2025 13:50	AD
							Certifications:			

Total Organic Nitrogen(TON)

Log-in Notes:

Sample Notes:

Sample Prepared by Method: Analysis Prep for SAA

CAS No.	Parameter	Result	Flag	Units	Reported to LOQ	Dilution	Reference Method	Date/Time Prepared	Date/Time Analyzed	Analyst
TON	* Total Organic Nitrogen	1.60		mg/L	0.100	1	SM 4500-N	06/18/2025 13:45	06/18/2025 13:50	AD
							Certifications:			



Sample Information

Client Sample ID: MW #Effluent Pump Chamber (WW)

York Sample ID: 25F0875-02

<u>York Project (SDG) No.</u> 25F0875	<u>Client Project ID</u> 2506264	<u>Matrix</u> Water	<u>Collection Date/Time</u> June 11, 2025 11:20 am	<u>Date Received</u> 06/12/2025
--	-------------------------------------	------------------------	---	------------------------------------

Nitrate as N

Log-in Notes:

Sample Notes:

Sample Prepared by Method: EPA 300

CAS No.	Parameter	Result	Flag	Units	Reported to LOQ	Dilution	Reference Method	Date/Time Prepared	Date/Time Analyzed	Analyst
14797-55-8	Nitrate as N	ND		mg/L	0.0500	1	EPA 300.0 Certifications: NELAC-NY10854,CTDOH-PH-0723,NJDEP-CT005,PADEP-68-04440	06/12/2025 22:21	06/12/2025 22:21	DNP

Nitrite as N

Log-in Notes:

Sample Notes:

Sample Prepared by Method: EPA 300

CAS No.	Parameter	Result	Flag	Units	Reported to LOQ	Dilution	Reference Method	Date/Time Prepared	Date/Time Analyzed	Analyst
14797-65-0	Nitrite as N	ND		mg/L	0.0500	1	EPA 300.0 Certifications: NELAC-NY10854,CTDOH-PH-0723,PADEP-68-04440	06/12/2025 22:21	06/12/2025 22:21	DNP

Ammonia Nitrogen as N

Log-in Notes:

Sample Notes:

Sample Prepared by Method: Analysis Preparation

CAS No.	Parameter	Result	Flag	Units	Reported to LOQ	Dilution	Reference Method	Date/Time Prepared	Date/Time Analyzed	Analyst
7664-41-7	Ammonia Nitrogen as N	28.9		mg/L	0.0500	1	SM 4500-NH3 D Certifications: NELAC-NY10854,CTDOH-PH-0723,NJDEP-CT005,PADEP-68-04440	06/13/2025 09:56	06/13/2025 09:56	TCD

Total Kjeldahl Nitrogen

Log-in Notes:

Sample Notes:

Sample Prepared by Method: Analysis Prep for SAA

CAS No.	Parameter	Result	Flag	Units	Reported to LOQ	Dilution	Reference Method	Date/Time Prepared	Date/Time Analyzed	Analyst
	Total Kjeldahl Nitrogen	29.1		mg/L	0.400	5	SM 4500-N Org D Certifications: NELAC-NY10854,CTDOH-PH-0723,NJDEP-CT005,PADEP-68-04440	06/16/2025 09:06	06/17/2025 10:00	SMM

Total Nitrogen (TN)

Log-in Notes:

Sample Notes:

Sample Prepared by Method: Analysis Prep for SAA

CAS No.	Parameter	Result	Flag	Units	Reported to LOQ	Dilution	Reference Method	Date/Time Prepared	Date/Time Analyzed	Analyst
	* Total Nitrogen	29.1		mg/L	0.0500	1	SM 4500-N B Certifications:	06/18/2025 13:45	06/18/2025 13:50	AD

Total Organic Nitrogen(TON)

Log-in Notes:

Sample Notes:

Sample Prepared by Method: Analysis Prep for SAA

CAS No.	Parameter	Result	Flag	Units	Reported to LOQ	Dilution	Reference Method	Date/Time Prepared	Date/Time Analyzed	Analyst
TON	* Total Organic Nitrogen	0.200		mg/L	0.100	1	SM 4500-N Certifications:	06/18/2025 13:45	06/18/2025 13:50	AD



Analytical Batch Summary

Batch ID: BF50909 **Preparation Method** Analysis Preparation **Prepared By:** TCD

YORK Sample ID	Client Sample ID	Preparation Date
25F0875-01	MW #DF3	06/13/25
25F0875-02	MW #Effluent Pump Chamber (06/13/25
BF50909-BLK1	Blank	06/13/25
BF50909-BS1	LCS	06/13/25

Batch ID: BF50975 **Preparation Method** EPA 300 **Prepared By:** DNP

YORK Sample ID	Client Sample ID	Preparation Date
25F0875-01	MW #DF3	06/12/25
25F0875-02	MW #Effluent Pump Chamber (06/12/25
BF50975-BLK1	Blank	06/12/25
BF50975-BS1	LCS	06/12/25
BF50975-DUP2	Duplicate	06/12/25
BF50975-MS2	Matrix Spike	06/12/25
BF50975-MSD2	Matrix Spike Dup	06/12/25

Batch ID: BF51053 **Preparation Method** Analysis Prep for SAA **Prepared By:** TCD

YORK Sample ID	Client Sample ID	Preparation Date
25F0875-01	MW #DF3	06/16/25
25F0875-02	MW #Effluent Pump Chamber (06/16/25
BF51053-BLK1	Blank	06/16/25
BF51053-BS1	LCS	06/16/25

Batch ID: BF51311 **Preparation Method** Analysis Prep for SAA **Prepared By:** AD

YORK Sample ID	Client Sample ID	Preparation Date
25F0875-01	MW #DF3	06/18/25
25F0875-02	MW #Effluent Pump Chamber (06/18/25



Anions by Ion Chromatography - Quality Control Data
York Analytical Laboratories, Inc.

Analyte	Result	Reporting Limit	Units	Spike Level	Source* Result	%REC	%REC Limits	Flag	RPD	RPD Limit	Flag
Batch BF50975 - EPA 300											
Blank (BF50975-BLK1)											
										Prepared & Analyzed: 06/12/2025	
Nitrate as N	ND	0.0500	mg/L								
Nitrite as N	ND	0.0500	"								
LCS (BF50975-BS1)											
										Prepared & Analyzed: 06/12/2025	
Nitrate as N	10.8	0.0500	mg/L	10.0		108	90-110				
Nitrite as N	10.9	0.0500	"	10.0		109	90-110				
Duplicate (BF50975-DUP2)											
*Source sample: 25F0875-02 (MW #Effluent Pump Chamber (WW))										Prepared & Analyzed: 06/12/2025	
Nitrate as N	ND	0.0500	mg/L		ND						15
Nitrite as N	ND	0.0500	"		ND						15
Matrix Spike (BF50975-MS2)											
*Source sample: 25F0875-02 (MW #Effluent Pump Chamber (WW))										Prepared & Analyzed: 06/12/2025	
Nitrate as N	9.40	0.0500	mg/L	10.0	ND	94.0	90-110				
Nitrite as N	10.2	0.0500	"	10.0	ND	102	90-110				
Matrix Spike Dup (BF50975-MSD2)											
*Source sample: 25F0875-02 (MW #Effluent Pump Chamber (WW))										Prepared & Analyzed: 06/12/2025	
Nitrate as N	9.89	0.0500	mg/L	10.0	ND	98.9	90-110		5.00	200	
Nitrite as N	10.7	0.0500	"	10.0	ND	107	90-110		4.78	200	



Wet Chemistry Parameters - Quality Control Data
York Analytical Laboratories, Inc.

Analyte	Result	Reporting Limit	Units	Spike Level	Source* Result	%REC	%REC Limits	Flag	RPD	RPD Limit	Flag
Batch BF50909 - Analysis Preparation											
Blank (BF50909-BLK1)											
Prepared & Analyzed: 06/13/2025											
Ammonia Nitrogen as N	ND	0.0500	mg/L								
LCS (BF50909-BS1)											
Prepared & Analyzed: 06/13/2025											
Ammonia Nitrogen as N	0.937	0.0500	mg/L	1.00		93.7	85-125				
Batch BF51053 - Analysis Prep for SAA											
Blank (BF51053-BLK1)											
Prepared: 06/16/2025 Analyzed: 06/17/2025											
Total Kjeldahl Nitrogen	ND	0.400	mg/L								
LCS (BF51053-BS1)											
Prepared: 06/16/2025 Analyzed: 06/17/2025											
Total Kjeldahl Nitrogen	4.20		mg/L	5.00		83.9	70-130				



Sample and Data Qualifiers Relating to This Work Order

Definitions and Other Explanations

*	Analyte is not certified or the state of the samples origination does not offer certification for the Analyte.
ND	NOT DETECTED - the analyte is not detected at the Reported to level (LOQ/RL or LOD/MDL)
RL	REPORTING LIMIT - the minimum reportable value based upon the lowest point in the analyte calibration curve.
LOQ	LIMIT OF QUANTITATION - the minimum concentration of a target analyte that can be reported within a specified degree of confidence. This is the lowest point in an analyte calibration curve that has been subjected to all steps of the processing/analysis and verified to meet defined criteria. This is based upon NELAC 2009 Standards and applies to all analyses.
LOD	LIMIT OF DETECTION - a verified estimate of the minimum concentration of a substance in a given matrix that an analytical process can reliably detect. This is based upon NELAC 2009 Standards and applies to all analyses conducted under the auspices of EPA SW-846.
MDL	METHOD DETECTION LIMIT - a statistically derived estimate of the minimum amount of a substance an analytical system can reliably detect with a 99% confidence that the concentration of the substance is greater than zero. This is based upon 40 CFR Part 136 Appendix B and applies only to EPA 600 and 200 series methods.
Reported to	This indicates that the data for a particular analysis is reported to either the LOD/MDL, or the LOQ/RL. In cases where the "Reported to" is located above the LOD/MDL, any value between this and the LOQ represents an estimated value which is "J" flagged accordingly. This applies to volatile and semi-volatile target compounds only.
NR	Not reported
RPD	Relative Percent Difference
Wet	The data has been reported on an as-received (wet weight) basis
Low Bias	Low Bias flag indicates that the recovery of the flagged analyte is below the laboratory or regulatory lower control limit. The data user should take note that this analyte may be biased low but should evaluate multiple lines of evidence including the LCS and site-specific MS/MSD data to draw bias conclusions. In cases where no site-specific MS/MSD was requested, only the LCS data can be used to evaluate such bias.
High Bias	High Bias flag indicates that the recovery of the flagged analyte is above the laboratory or regulatory upper control limit. The data user should take note that this analyte may be biased high but should evaluate multiple lines of evidence including the LCS and site-specific MS/MSD data to draw bias conclusions. In cases where no site-specific MS/MSD was requested, only the LCS data can be used to evaluate such bias.
Non-Dir.	Non-dir. flag (Non-Directional Bias) indicates that the Relative Percent Difference (RPD) (a measure of precision) among the MS and MSD data is outside the laboratory or regulatory control limit. This alerts the data user where the MS and MSD are from site-specific samples that the RPD is high due to either non-homogeneous distribution of target analyte between the MS/MSD or indicates poor reproducibility for other reasons.

If EPA SW-846 method 8270 is included herein it is noted that the target compound N-nitrosodiphenylamine (NDPA) decomposes in the gas chromatographic inlet and cannot be separated from diphenylamine (DPA). These results could actually represent 100% DPA, 100% NDPA or some combination of the two. For this reason, York reports the combined result for n-nitrosodiphenylamine and diphenylamine for either of these compounds as a combined concentration as Diphenylamine.

If Total PCBs are detected and the target aroclors reported are "Not detected", the Total PCB value is reported due to the presence of either or both Aroclors 1262 and 1268 which are non-target aroclors for some regulatory lists.

2-chloroethylvinyl ether readily breaks down under acidic conditions. Samples that are acid preserved, including standards will exhibit breakdown. The data user should take note.

Certification for pH is no longer offered by NYDOH ELAP.

Semi-Volatile and Volatile analyses are reported down to the LOD/MDL, with values between the LOD/MDL and the LOQ being "J" flagged as estimated results.

For analyses by EPA SW-846-8270D, the Limit of Quantitation (LOQ) reported for benzidine is based upon the lowest standard used for calibration and is not a verified LOQ due to this compound's propensity for oxidative losses during extraction/concentration procedures and non-reproducible chromatographic performance.

Field Chain-of-Custody Record 25F0875

Sample No.	Location/ID	Report to: SAME	Invoice to: ATTN ACCOUNTS PAYABLE	Project ID/No. 2506264 Canoe Place Inn Monitoring Well Samples	Client	Date Sampled			Time Sampled	Analyses Requested			Container Desc.
						Water	Soil	Air		Other	Ammonia, Nitrate, Nitrite, Total Kjeldahl Nitrogen, Total Nitrogen, Total Organic Nitrogen	Ammonia, Nitrate, Nitrite, Total Kjeldahl Nitrogen, Total Nitrogen, Total Organic Nitrogen	
011	MW# DF3								11:33 AM	X			1-500 mL, 1-250 mL, 1-500 mL H2SO4
012	MW# Effluent Pump Chamber (WW)								11:20 AM	X			1-500 mL, 1-250 mL, 1-500 mL H2SO4
013													
014													
015													
016													
017													
018													
019													
020													

Chain-of-Custody Record

Bottles Relinquished from Lab by: [Signature] Date/Time: 6/12/25 17:45

Bottles received in field by: [Signature] Date/Time: 6/12/25 17:45

Samples Relinquished by: [Signature] Date/Time: 6/12/25 17:45

Samples received in LAB by: [Signature] Date/Time: 6/12/25 17:45

Turn-Around Time Requested: Specify Date Expected if RUSH Requested: DATE DUE FOR RUSH: 6-12-25 11:00 AM

Total # of Bottles for this PROJECT (COC This Page) : 6 Bottles

Standard: STANDARD 1.65 RUSH(Define)

Please prepare a QA Summary Report



Maximum Environmental Management, Inc.

1170 Lincoln Avenue – Suite 4

Holbrook, NY 11741

Phone: (631) 589-1225 * Fax: (631) 589-1157

07/11/25

Pio Lombardo, P.E.
Lombardo Associates, Inc.
53 Hill Street
Southampton, NY 11968

Re: Canoe Place Inn Monitoring Wells ~ Groundwater Sampling Program
Maximum Project: 2506381
Date Collected: June 24th, 2025

Mr. Lombardo:

In response to your request, Maximum Environmental Management, Inc. is pleased to present the following with respect to Canoe Place Inn Monitoring Wells for the Groundwater Sampling Program. The purpose of this project was to collect the Monitoring Well Samples in accordance with the project outline (provided by Lombardo Associates, Inc.) and analyze the samples as requested.

Samples were collected at groundwater monitoring locations under the direction of Lombardo Associates, Inc. Field Parameters were inclusive of pH, Temperature, Conductivity, Dissolved Oxygen, Depth to Water and Depth to Bottom. The technician followed the New York State Department of Environmental Conservation's Protocol for sampling Groundwater Monitoring Wells. Please note that this protocol required well purging/evacuation of the water column in the monitoring well prior to sample collection, three (3) to five (5) times the amount of standing water in the monitoring well casing was purged.

All readings were recorded at the time of collection. Samples were collected and the parameters analyzed for the following: Alkalinity, Ammonia, Nitrate, Nitrite, Total Kjeldahl Nitrogen, Organic Nitrogen and Total Nitrogen.

The complete report is enclosed. If you have any questions or concerns, please feel free to contact us at (631) 589-1225.

Sincerely,

Michelle Lamberson
Operations Manager

Canoe Place Inn - PRB N Removal Data				Groundwater Monitoring Wells															
Sampling Date : 06/24/2025				Field Measurements -Max								Laboratory Measurements							
Location #	Location Label	Latitude	Longitude	Depth ToC to GW (ft)	Depth ToC to Bottom of MW (ft)	Ground water elev. (ft)	pH	Temp (°C)	Temp (°F)	Specific Conductivity	Dissolved Oxygen (mg/L)	Alkalinity (mg/L as CaCO3)	TKN (mg/L)	Organic-N (mg/L)	Ammonia-N (mg/L)	Nitrite-N (mg/L)	Nitrate-N (mg/L)	Total N (mg/L)	
Lab Level of Quantification (LOQ)				*								2.0	0.400	0.100	0.0500	0.0500	0.0500	0.0500	
1	BG 1			16.37	31.89		6.70	20.1	68.18	742	4.00	150	2.32	2.32	<0.0500	<0.0500	20.1	22.4	BG 1
2	BG 2			27.87	41.64		5.82	22.0	71.60	552	8.35	2.0	1.28	1.10	0.185	<0.0500	9.59	10.9	BG 2
3	DF 3			18.39	32.73		6.81	22.2	71.96	854	1.28	230	3.71	0.180	3.53	1.02	10.8	15.5	DF 3
4	DF 2			14.69	17.83		6.76	24.4	75.92	1003	3.03	370	2.55	2.55	<0.0500	<0.0500	11.3	13.8	DF 2
5	DF 1			12.81	17.60		7.04	25.6	78.08	1220	1.47	450	21.2	2.60	18.6	<0.0500	4.85	26.0	DF 1
6	DG 0.5			9.72	20.22		6.40	17.6	63.68	533	5.26	60	0.790	0.790	<0.0500	<0.0500	5.25	6.04	DG 0.5
7	DG 1.0			9.65	19.36		6.33	17.1	62.78	557	3.02	120	1.55	1.46	0.0927	<0.0500	3.38	4.93	DG 1.0
8	DG 1.5			9.24	21.05		6.64	20.2	68.36	875	2.52	280	5.65	0.470	5.18	<0.0500	0.923	6.57	DG 1.5
9	DG 2			8.99	24.70		6.51	21.4	70.52	795	1.49	260	4.54	0.410	4.13	<0.0500	0.758	5.30	DG 2
10	DG 3			8.79	19.37		6.45	23.9	75.02	670	2.70	230	2.28	0.780	1.41	<0.0500	0.242	2.52	DG 3
11	DG 1.5 DPA			9.29	29.83		6.89	17.7	63.86	1407	0.98	470	15.4	2.10	13.3	<0.0500	20.1	35.5	DG 1.5 DPA
12	DG 1.5 DPB			9.30	34.45		6.80	16.7	62.06	1197	3.02	320	11.0	1.73	9.27	<0.0500	20.0	31.0	DG 1.5 DPB
13	DG 1.5 DPC			9.25	39.77		9.96	16.2	61.16	535	7.63	28	1.94	1.79	0.147	<0.0500	13.4	15.3	DG 1.5 DPC
14	Waste Water			N/A	N/A		8.93	34.1	93.38	1415	0.06	600	40.0	11.1	28.9	<0.0500	<0.0500	40.0	Waste Water

Key
ToC= Top of the PVC Monitoring Well
GW = Ground Water
MW = Monitoring Well
* = Client provided data

** mS - milliSiemen/cm
mS/cm

SAMPLE COLLECTION/CHAIN OF CUSTODY

The collection and/or preparation of samples is the responsibility of the person conducting the sampling. This information will serve as confirmation of the C/COC's accuracy and/or compliance.

All Samples must be received on ice @ 8°C or Less
MAXIMUM ENVIRONMENTAL MANAGEMENT INC.
 1179 LINCOLN AVENUE, SUITE 4 HOLLBROOK, NY 11741
 Phone: (631) 589-1157 Fax: (631) 589-1157

Name: Lombardo Associates, Inc.
Address: 53 Hill Street
City: Southampton **State:** NY **Zip:** 11968
Phone: (631) 379-2662 **Fax:**

PROJECT NAME AND/OR LOCATION: Canoe Place Inn ~ Monitoring Wells
PROJECT NUMBER: 2506381
 Indicate only ONE Project per Chain of Custody

#	Date	Time	SAMPLE			Field pH	Field Temp	Specific Conductivity	Dissolved Oxygen	DTW*	DTB	Sample Containers	ANALYSIS
			COMP	GRAB	S								
001	6/24/25	10:01	✓									1-500 mL, 1-250 mL, 1-500 mL H2SO4	Ammonia, Nitrite, Nitrate, Total Kjeldahl Nitrogen, Alkalinity, Total Organic Nitrogen, Total Nitrogen
002	6/24/25	11:10	✓									1-500 mL, 1-250 mL, 1-500 mL H2SO4	Ammonia, Nitrite, Nitrate, Total Kjeldahl Nitrogen, Alkalinity, Total Organic Nitrogen, Total Nitrogen
003	6/24/25	10:35	✓									1-500 mL, 1-250 mL, 1-500 mL H2SO4	Ammonia, Nitrite, Nitrate, Total Kjeldahl Nitrogen, Alkalinity, Total Organic Nitrogen, Total Nitrogen
004	6/24/25	10:58	✓									1-500 mL, 1-250 mL, 1-500 mL H2SO4	Ammonia, Nitrite, Nitrate, Total Kjeldahl Nitrogen, Alkalinity, Total Organic Nitrogen, Total Nitrogen
005	6/24/25	11:18	✓									1-500 mL, 1-250 mL, 1-500 mL H2SO4	Ammonia, Nitrite, Nitrate, Total Kjeldahl Nitrogen, Alkalinity, Total Organic Nitrogen, Total Nitrogen
006	6/24/25	11:36	✓									1-500 mL, 1-250 mL, 1-500 mL H2SO4	Ammonia, Nitrite, Nitrate, Total Kjeldahl Nitrogen, Alkalinity, Total Organic Nitrogen, Total Nitrogen
007	6/24/25	11:48	✓									1-500 mL, 1-250 mL, 1-500 mL H2SO4	Ammonia, Nitrite, Nitrate, Total Kjeldahl Nitrogen, Alkalinity, Total Organic Nitrogen, Total Nitrogen
008	6/24/25	12:00	✓									1-500 mL, 1-250 mL, 1-500 mL H2SO4	Ammonia, Nitrite, Nitrate, Total Kjeldahl Nitrogen, Alkalinity, Total Organic Nitrogen, Total Nitrogen
009	6/24/25	11:18	✓									1-500 mL, 1-250 mL, 1-500 mL H2SO4	Ammonia, Nitrite, Nitrate, Total Kjeldahl Nitrogen, Alkalinity, Total Organic Nitrogen, Total Nitrogen
010	6/24/25	12:15	✓									1-500 mL, 1-250 mL, 1-500 mL H2SO4	Ammonia, Nitrite, Nitrate, Total Kjeldahl Nitrogen, Alkalinity, Total Organic Nitrogen, Total Nitrogen

FIELD NOTES:

Are the samples treated? Yes No H₂O₂

Sampler Signature: *Shane Foltman* Date & Time: 6-24-25 12:15 PM

Client/Transport Tech Signature for Release: *Shane Foltman* Date & Time: 6-24-25 12:15 PM

Container Shipping Condition: GOOD FAIR POOR

Container Shipping Condition: GOOD FAIR POOR

Packed in Ice? YES NO

Meets Sample Criteria In Case of NO was Yes No

Client Notified? YES NO

Maximum Custody by: *6-24-25 2:30 PM*

Date & Time: _____

SAMPLE COLLECTION/CHAIN OF CUSTODY

The completion and proper distribution of this Chain of Custody is the responsibility of the person(s) completing the sampling. Client signatures will serve as authorization of the data. Do not alter or falsify this form.

All Samples must be received on ice @ 4° C or less
MAXIMUM ENVIRONMENTAL MANAGEMENT INC.
 1179 LINCOLN AVENUE, SUITE 4 HOLBROOK, NY 11741
 Phone: (831) 586-1225 Fax: (831) 589-1157

Name: Lombardo Associates, Inc.
 Address: 53 Hill Street
 City: Southampton State: NY Zip: 11968
 Phone: (631) 379-2662 Fax:

TAT Requested:
 Page: 2 of
 PO #:
 Job#:

PROJECT NUMBER:
2506381

Canoe Place Inn - Monitoring Wells

#	Date	Time	SAMPLE MATRIX			Field pH	Field Temp	Specific Conductivity	Dissolved Oxygen	DTW	DTB	Sample Containers	ANALYSIS		
			COMP	GRAB	S									NPW	PW
013	6/24/25	11:32	X						6.89	17.7	14070.98	9.29	29.83	1-500 mL, 1-250 mL, 1-500 mL, H2SO4	Ammonia, Nitrite, Nitrate, Total Kjeldahl Nitrogen, Alkalinity, Total Organic Nitrogen, Total Nitrogen
012	6/24/25	11:40	X						6.80	16.7	11973.02	9.30	34.15	1-500 mL, 1-250 mL, 1-500 mL, H2SO4	Ammonia, Nitrite, Nitrate, Total Kjeldahl Nitrogen, Alkalinity, Total Organic Nitrogen, Total Nitrogen
013	6/24/25	11:52	X						7.96	16.2	5357.63	9.25	39.77	1-500 mL, 1-250 mL, 1-500 mL, H2SO4	Ammonia, Nitrite, Nitrate, Total Kjeldahl Nitrogen, Alkalinity, Total Organic Nitrogen, Total Nitrogen
014	6/24/25	10:54	X						8.93	34.1	14800.6	AA/NA	AA/NA	1-500 mL, 1-250 mL, 1-500 mL, H2SO4	Ammonia, Nitrite, Nitrate, Total Kjeldahl Nitrogen, Alkalinity, Total Organic Nitrogen, Total Nitrogen
015														1-500 mL, 1-250 mL, 1-500 mL, H2SO4	Ammonia, Nitrite, Nitrate, Total Kjeldahl Nitrogen, Alkalinity, Total Organic Nitrogen, Total Nitrogen
016														1-500 mL, 1-250 mL, 1-500 mL, H2SO4	Ammonia, Nitrite, Nitrate, Total Kjeldahl Nitrogen, Alkalinity, Total Organic Nitrogen, Total Nitrogen
017														1-500 mL, 1-250 mL, 1-500 mL, H2SO4	Ammonia, Nitrite, Nitrate, Total Kjeldahl Nitrogen, Alkalinity, Total Organic Nitrogen, Total Nitrogen
018														1-500 mL, 1-250 mL, 1-500 mL, H2SO4	Ammonia, Nitrite, Nitrate, Total Kjeldahl Nitrogen, Alkalinity, Total Organic Nitrogen, Total Nitrogen
019														1-500 mL, 1-250 mL, 1-500 mL, H2SO4	Ammonia, Nitrite, Nitrate, Total Kjeldahl Nitrogen, Alkalinity, Total Organic Nitrogen, Total Nitrogen
020														1-500 mL, 1-250 mL, 1-500 mL, H2SO4	Ammonia, Nitrite, Nitrate, Total Kjeldahl Nitrogen, Alkalinity, Total Organic Nitrogen, Total Nitrogen

FIELD NOTES:

Are the samples treated? Yes No H₂SO₄

Sampler Tech PRINT NAME: Shane Foltman Date & Time: 6-24-25 12:15pm

CLIENT/TRANSPORT TECH Signature for Release (Relinquish): Shane Foltman Date & Time: 6-24-25 12:15pm

Sampler SIGNATURE: Shane Foltman Date & Time: 6-24-25 12:15pm

Container Shipping Condition @ Relinquish: GOOD Container Shipping Condition @ Receipt: GOOD

QA/QC Notes: pdf

Maximum Custody by: SS 6-24-25 2:30pm Date & Time

Sample Temperature: 18.0°C (18.0°C) Date & Time

Sample Location: Canoe Place Inn

Container Shipping Condition: GOOD FAIR POOR

Packed in Ice? YES NO

Meets Sample Other: Yes No

In Case of NO was Client Notified? Yes No



Technical Report

prepared for:

Maximum Environmental Management, Inc.

1170 Lincoln Avenue., Suite 4

Holbrook NY, 11741

Attention: Brian Leshinger

Report Date: 07/01/2025

Client Project ID: 2506381

York Project (SDG) No.: 25F1603

Stratford, CT Laboratory IDs:
NY:10854, NJ: CT005, PA: 68-0440, CT: PH-0723



Richmond Hill, NY Laboratory IDs:
NY:12058, NJ: NY037, CT: PH-0721, NH: 2097,
EPA: NY01600

120 RESEARCH DRIVE
www.YORKLAB.com

STRATFORD, CT 06615
(203) 325-1371



132-02 89th AVENUE
FAX (203) 357-0166

RICHMOND HILL, NY 11418
ClientServices@yorklab.com

Report Date: 07/01/2025
Client Project ID: 2506381
York Project (SDG) No.: 25F1603

Maximum Environmental Management, Inc.
1170 Lincoln Avenue., Suite 4
Holbrook NY, 11741
Attention: Brian Leshinger

Purpose and Results

This report contains the analytical data for the sample(s) identified on the attached chain-of-custody received in our laboratory on June 25, 2025 and listed below. The project was identified as your project: **2506381**.

The analyses were conducted utilizing appropriate EPA, Standard Methods, and ASTM methods as detailed in the data summary tables.

All samples were received in proper condition meeting the customary acceptance requirements for environmental samples except those indicated under the Sample and Analysis Qualifiers section of this report.

All analyses met the method and laboratory standard operating procedure requirements except as indicated by any data flags, the meaning of which are explained in the Sample and Data Qualifiers Relating to This Work Order section of this report and case narrative if applicable.

The results of the analyses, which are all reported on dry weight basis (soils) unless otherwise noted, are detailed in the following pages.

Please contact Client Services at 203.325.1371 with any questions regarding this report.

<u>York Sample ID</u>	<u>Client Sample ID</u>	<u>Matrix</u>	<u>Date Collected</u>	<u>Date Received</u>
25F1603-01	Monitoring Well #BG 1	Water	06/24/2025	06/25/2025
25F1603-02	Monitoring Well #BG 2	Water	06/24/2025	06/25/2025
25F1603-03	Monitoring Well #DF 3	Water	06/24/2025	06/25/2025
25F1603-04	Monitoring Well #DF 2	Water	06/24/2025	06/25/2025
25F1603-05	Monitoring Well #DF 1	Water	06/24/2025	06/25/2025
25F1603-06	Monitoring Well #DG 0.5	Water	06/24/2025	06/25/2025
25F1603-07	Monitoring Well #DG 1.0	Water	06/24/2025	06/25/2025
25F1603-08	Monitoring Well #DG 1.5	Water	06/24/2025	06/25/2025
25F1603-09	Monitoring Well #DG 2	Water	06/24/2025	06/25/2025
25F1603-10	Monitoring Well #DG 3	Water	06/24/2025	06/25/2025
25F1603-11	Monitoring Well #DG 1.5 DPA	Water	06/24/2025	06/25/2025
25F1603-12	Monitoring Well #DG 1.5 SDPB	Water	06/24/2025	06/25/2025
25F1603-13	Monitoring Well #DG 1.5 DPC	Water	06/24/2025	06/25/2025
25F1603-14	Monitoring Well # Waste Water (WW Pump Station)	Water	06/24/2025	06/25/2025

General Notes for York Project (SDG) No.: 25F1603

1. The RLs and MDLs (Reporting Limit and Method Detection Limit respectively) reported are adjusted for any dilution necessary due to the levels of target and/or non-target analytes and matrix interference. The RL(REPORTING LIMIT) is based upon the lowest standard utilized for the calibration where applicable.
2. Samples are retained for a period of thirty days after submittal of report, unless other arrangements are made.
3. York's liability for the above data is limited to the dollar value paid to York for the referenced project.
4. This report shall not be reproduced without the written approval of York Analytical Laboratories, Inc.
5. All analyses conducted met method or Laboratory SOP requirements. See the Sample and Data Qualifiers Section for further information.
6. It is noted that no analyses reported herein were subcontracted to another laboratory, unless noted in the report.
7. This report reflects results that relate only to the samples submitted on the attached chain-of-custody form(s) received by York.
8. Analyses conducted at York Analytical Laboratories, Inc. Stratford, CT are indicated by NY Cert. No. 10854, NJ Cert No. CT005, PA Cert No. 68-04440, CT Cert No. PH-0723; those conducted at York Analytical Laboratories, Inc., Richmond Hill, NY are indicated by NY Cert. No. 12058, NJ Cert No. NY037, CT Cert No. PH-0721, NH Cert No. 2097, EPA Cert No. NY01600.

Approved By:



Cassie L. Mosher
Laboratory Manager

Date: 07/01/2025





Sample Information

Client Sample ID: Monitoring Well #BG 1

York Sample ID: 25F1603-01

<u>York Project (SDG) No.</u>	<u>Client Project ID</u>	<u>Matrix</u>	<u>Collection Date/Time</u>	<u>Date Received</u>
25F1603	2506381	Water	June 24, 2025 10:01 am	06/25/2025

Nitrate as N

Log-in Notes:

Sample Notes:

Sample Prepared by Method: EPA 300

CAS No.	Parameter	Result	Flag	Units	Reported to LOQ	Dilution	Reference Method	Date/Time Prepared	Date/Time Analyzed	Analyst
14797-55-8	Nitrate as N	20.1		mg/L	0.250	5	EPA 300.0	06/26/2025 08:51	06/26/2025 08:51	DNP
							Certifications:	NELAC-NY10854,CTDOH-PH-0723,NJDEP-CT005,PADEP-68-04		

Nitrite as N

Log-in Notes:

Sample Notes:

Sample Prepared by Method: EPA 300

CAS No.	Parameter	Result	Flag	Units	Reported to LOQ	Dilution	Reference Method	Date/Time Prepared	Date/Time Analyzed	Analyst
14797-65-0	Nitrite as N	ND		mg/L	0.0500	1	EPA 300.0	06/25/2025 22:14	06/25/2025 22:14	DNP
							Certifications:	NELAC-NY10854,CTDOH-PH-0723,PADEP-68-04440		

Alkalinity, Total

Log-in Notes:

Sample Notes:

Sample Prepared by Method: Analysis Preparation

CAS No.	Parameter	Result	Flag	Units	Reported to LOQ	Dilution	Reference Method	Date/Time Prepared	Date/Time Analyzed	Analyst
14807-96-6	Alkalinity, total	150		mg/L	2.0	1	SM 2320B	06/26/2025 06:26	06/26/2025 15:07	BNF
							Certifications:	NELAC-NY10854,CTDOH-PH-0723,NJDEP-CT005,PADEP-68-04		

Ammonia Nitrogen as N

Log-in Notes:

Sample Notes:

Sample Prepared by Method: Analysis Preparation

CAS No.	Parameter	Result	Flag	Units	Reported to LOQ	Dilution	Reference Method	Date/Time Prepared	Date/Time Analyzed	Analyst
7664-41-7	Ammonia Nitrogen as N	ND		mg/L	0.0500	1	SM 4500-NH3 D	06/26/2025 08:06	06/26/2025 08:06	ted
							Certifications:	NELAC-NY10854,CTDOH-PH-0723,NJDEP-CT005,PADEP-68-044		

Total Kjeldahl Nitrogen

Log-in Notes:

Sample Notes:

Sample Prepared by Method: Analysis Prep for SAA

CAS No.	Parameter	Result	Flag	Units	Reported to LOQ	Dilution	Reference Method	Date/Time Prepared	Date/Time Analyzed	Analyst
	Total Kjeldahl Nitrogen	2.32		mg/L	0.400	5	SM 4500-N Org D	06/26/2025 15:10	06/27/2025 08:23	TC
							Certifications:	NELAC-NY10854,CTDOH-PH-0723,NJDEP-CT005,PADEP-68-04		

Total Nitrogen (TN)

Log-in Notes:

Sample Notes:

Sample Prepared by Method: Analysis Prep for SAA

CAS No.	Parameter	Result	Flag	Units	Reported to LOQ	Dilution	Reference Method	Date/Time Prepared	Date/Time Analyzed	Analyst
	* Total Nitrogen	22.4		mg/L	0.0500	1	SM 4500-N B	07/01/2025 14:41	07/01/2025 14:42	AD
							Certifications:			

Total Organic Nitrogen(TON)

Log-in Notes:

Sample Notes:

Sample Prepared by Method: Analysis Prep for SAA

CAS No.	Parameter	Result	Flag	Units	Reported to LOQ	Dilution	Reference Method	Date/Time Prepared	Date/Time Analyzed	Analyst
TON	* Total Organic Nitrogen	2.32		mg/L	0.100	1	SM 4500-N	07/01/2025 14:41	07/01/2025 14:42	AD
							Certifications:			



Sample Information

Client Sample ID: Monitoring Well #BG 1

York Sample ID: 25F1603-01

<u>York Project (SDG) No.</u> 25F1603	<u>Client Project ID</u> 2506381	<u>Matrix</u> Water	<u>Collection Date/Time</u> June 24, 2025 10:01 am	<u>Date Received</u> 06/25/2025
--	-------------------------------------	------------------------	---	------------------------------------

Sample Information

Client Sample ID: Monitoring Well #BG 2

York Sample ID: 25F1603-02

<u>York Project (SDG) No.</u> 25F1603	<u>Client Project ID</u> 2506381	<u>Matrix</u> Water	<u>Collection Date/Time</u> June 24, 2025 10:40 am	<u>Date Received</u> 06/25/2025
--	-------------------------------------	------------------------	---	------------------------------------

Nitrate as N

Log-in Notes:

Sample Notes:

Sample Prepared by Method: EPA 300

CAS No.	Parameter	Result	Flag	Units	Reported to LOQ	Dilution	Reference Method	Date/Time Prepared	Date/Time Analyzed	Analyst
14797-55-8	Nitrate as N	9.59		mg/L	0.0500	1	EPA 300.0	06/25/2025 22:57	06/25/2025 22:57	DNP
							Certifications:	NELAC-NY10854,CTDOH-PH-0723,NJDEP-CT005,PADEP-68-04		

Nitrite as N

Log-in Notes:

Sample Notes:

Sample Prepared by Method: EPA 300

CAS No.	Parameter	Result	Flag	Units	Reported to LOQ	Dilution	Reference Method	Date/Time Prepared	Date/Time Analyzed	Analyst
14797-65-0	Nitrite as N	ND		mg/L	0.0500	1	EPA 300.0	06/25/2025 22:57	06/25/2025 22:57	DNP
							Certifications:	NELAC-NY10854,CTDOH-PH-0723,PADEP-68-04440		

Alkalinity, Total

Log-in Notes:

Sample Notes:

Sample Prepared by Method: Analysis Preparation

CAS No.	Parameter	Result	Flag	Units	Reported to LOQ	Dilution	Reference Method	Date/Time Prepared	Date/Time Analyzed	Analyst
14807-96-6	Alkalinity, total	2.0		mg/L	2.0	1	SM 2320B	06/26/2025 06:26	06/26/2025 15:07	BNF
							Certifications:	NELAC-NY10854,CTDOH-PH-0723,NJDEP-CT005,PADEP-68-04		

Ammonia Nitrogen as N

Log-in Notes:

Sample Notes:

Sample Prepared by Method: Analysis Preparation

CAS No.	Parameter	Result	Flag	Units	Reported to LOQ	Dilution	Reference Method	Date/Time Prepared	Date/Time Analyzed	Analyst
7664-41-7	Ammonia Nitrogen as N	0.185		mg/L	0.0500	1	SM 4500-NH3 D	06/26/2025 08:06	06/26/2025 08:06	ted
							Certifications:	NELAC-NY10854,CTDOH-PH-0723,NJDEP-CT005,PADEP-68-04		

Total Kjeldahl Nitrogen

Log-in Notes:

Sample Notes:

Sample Prepared by Method: Analysis Prep for SAA

CAS No.	Parameter	Result	Flag	Units	Reported to LOQ	Dilution	Reference Method	Date/Time Prepared	Date/Time Analyzed	Analyst
	Total Kjeldahl Nitrogen	1.28		mg/L	0.400	5	SM 4500-N Org D	06/26/2025 15:10	06/27/2025 08:23	TCD
							Certifications:	NELAC-NY10854,CTDOH-PH-0723,NJDEP-CT005,PADEP-68-04		

Total Nitrogen (TN)

Log-in Notes:

Sample Notes:

Sample Prepared by Method: Analysis Prep for SAA

CAS No.	Parameter	Result	Flag	Units	Reported to LOQ	Dilution	Reference Method	Date/Time Prepared	Date/Time Analyzed	Analyst
---------	-----------	--------	------	-------	-----------------	----------	------------------	--------------------	--------------------	---------



Sample Information

Client Sample ID: Monitoring Well #BG 2

York Sample ID: 25F1603-02

<u>York Project (SDG) No.</u> 25F1603	<u>Client Project ID</u> 2506381	<u>Matrix</u> Water	<u>Collection Date/Time</u> June 24, 2025 10:40 am	<u>Date Received</u> 06/25/2025
--	-------------------------------------	------------------------	---	------------------------------------

Total Nitrogen (TN)

Log-in Notes:

Sample Notes:

Sample Prepared by Method: Analysis Prep for SAA

CAS No.	Parameter	Result	Flag	Units	Reported to LOQ	Dilution	Reference Method	Date/Time Prepared	Date/Time Analyzed	Analyst
* Total Nitrogen		10.9		mg/L	0.0500	1	SM 4500-N B	07/01/2025 14:41	07/01/2025 14:42	AD

Certifications:

Total Organic Nitrogen(TON)

Log-in Notes:

Sample Notes:

Sample Prepared by Method: Analysis Prep for SAA

CAS No.	Parameter	Result	Flag	Units	Reported to LOQ	Dilution	Reference Method	Date/Time Prepared	Date/Time Analyzed	Analyst
TON * Total Organic Nitrogen		1.10		mg/L	0.100	1	SM 4500-N	07/01/2025 14:41	07/01/2025 14:42	AD

Certifications:

Sample Information

Client Sample ID: Monitoring Well #DF 3

York Sample ID: 25F1603-03

<u>York Project (SDG) No.</u> 25F1603	<u>Client Project ID</u> 2506381	<u>Matrix</u> Water	<u>Collection Date/Time</u> June 24, 2025 10:36 am	<u>Date Received</u> 06/25/2025
--	-------------------------------------	------------------------	---	------------------------------------

Nitrate as N

Log-in Notes:

Sample Notes:

Sample Prepared by Method: EPA 300

CAS No.	Parameter	Result	Flag	Units	Reported to LOQ	Dilution	Reference Method	Date/Time Prepared	Date/Time Analyzed	Analyst
14797-55-8	Nitrate as N	10.8		mg/L	0.250	5	EPA 300.0	06/26/2025 09:01	06/26/2025 09:01	DNP

Certifications: NELAC-NY10854,CTDOH-PH-0723,NJDEP-CT005,PADEP-68-04

Nitrite as N

Log-in Notes:

Sample Notes:

Sample Prepared by Method: EPA 300

CAS No.	Parameter	Result	Flag	Units	Reported to LOQ	Dilution	Reference Method	Date/Time Prepared	Date/Time Analyzed	Analyst
14797-65-0	Nitrite as N	1.02		mg/L	0.0500	1	EPA 300.0	06/25/2025 22:46	06/25/2025 22:46	DNP

Certifications: NELAC-NY10854,CTDOH-PH-0723,PADEP-68-04440

Alkalinity, Total

Log-in Notes:

Sample Notes:

Sample Prepared by Method: Analysis Preparation

CAS No.	Parameter	Result	Flag	Units	Reported to LOQ	Dilution	Reference Method	Date/Time Prepared	Date/Time Analyzed	Analyst
14807-96-6	Alkalinity, total	230		mg/L	2.0	1	SM 2320B	06/26/2025 06:26	06/26/2025 15:07	BNF

Certifications: NELAC-NY10854,CTDOH-PH-0723,NJDEP-CT005,PADEP-68-04

Ammonia Nitrogen as N

Log-in Notes:

Sample Notes:

Sample Prepared by Method: Analysis Preparation

CAS No.	Parameter	Result	Flag	Units	Reported to LOQ	Dilution	Reference Method	Date/Time Prepared	Date/Time Analyzed	Analyst
---------	-----------	--------	------	-------	-----------------	----------	------------------	--------------------	--------------------	---------



Sample Information

Client Sample ID: Monitoring Well #DF 3

York Sample ID: 25F1603-03

<u>York Project (SDG) No.</u> 25F1603	<u>Client Project ID</u> 2506381	<u>Matrix</u> Water	<u>Collection Date/Time</u> June 24, 2025 10:36 am	<u>Date Received</u> 06/25/2025
--	-------------------------------------	------------------------	---	------------------------------------

Ammonia Nitrogen as N

Log-in Notes:

Sample Notes:

Sample Prepared by Method: Analysis Preparation

CAS No.	Parameter	Result	Flag	Units	Reported to LOQ	Dilution	Reference Method	Date/Time Prepared	Date/Time Analyzed	Analyst
7664-41-7	Ammonia Nitrogen as N	3.53		mg/L	0.0500	1	SM 4500-NH3 D	06/26/2025 08:06	06/26/2025 08:06	ted
Certifications: NELAC-NY10854,CTDOH-PH-0723,NJDEP-CT005,PADEP-68-04										

Total Kjeldahl Nitrogen

Log-in Notes:

Sample Notes:

Sample Prepared by Method: Analysis Prep for SAA

CAS No.	Parameter	Result	Flag	Units	Reported to LOQ	Dilution	Reference Method	Date/Time Prepared	Date/Time Analyzed	Analyst
	Total Kjeldahl Nitrogen	3.71		mg/L	0.400	5	SM 4500-N Org D	06/26/2025 15:10	06/27/2025 08:23	TCD
Certifications: NELAC-NY10854,CTDOH-PH-0723,NJDEP-CT005,PADEP-68-04										

Total Nitrogen (TN)

Log-in Notes:

Sample Notes:

Sample Prepared by Method: Analysis Prep for SAA

CAS No.	Parameter	Result	Flag	Units	Reported to LOQ	Dilution	Reference Method	Date/Time Prepared	Date/Time Analyzed	Analyst
	* Total Nitrogen	15.5		mg/L	0.0500	1	SM 4500-N B	07/01/2025 14:41	07/01/2025 14:42	AD
Certifications:										

Total Organic Nitrogen(TON)

Log-in Notes:

Sample Notes:

Sample Prepared by Method: Analysis Prep for SAA

CAS No.	Parameter	Result	Flag	Units	Reported to LOQ	Dilution	Reference Method	Date/Time Prepared	Date/Time Analyzed	Analyst
TON	* Total Organic Nitrogen	0.180		mg/L	0.100	1	SM 4500-N	07/01/2025 14:41	07/01/2025 14:42	AD
Certifications:										

Sample Information

Client Sample ID: Monitoring Well #DF 2

York Sample ID: 25F1603-04

<u>York Project (SDG) No.</u> 25F1603	<u>Client Project ID</u> 2506381	<u>Matrix</u> Water	<u>Collection Date/Time</u> June 24, 2025 10:58 am	<u>Date Received</u> 06/25/2025
--	-------------------------------------	------------------------	---	------------------------------------

Nitrate as N

Log-in Notes:

Sample Notes:

Sample Prepared by Method: EPA 300

CAS No.	Parameter	Result	Flag	Units	Reported to LOQ	Dilution	Reference Method	Date/Time Prepared	Date/Time Analyzed	Analyst
14797-55-8	Nitrate as N	11.3		mg/L	0.250	5	EPA 300.0	06/26/2025 09:12	06/26/2025 09:12	DNP
Certifications: NELAC-NY10854,CTDOH-PH-0723,NJDEP-CT005,PADEP-68-04										

Nitrite as N

Log-in Notes:

Sample Notes:

Sample Prepared by Method: EPA 300

CAS No.	Parameter	Result	Flag	Units	Reported to LOQ	Dilution	Reference Method	Date/Time Prepared	Date/Time Analyzed	Analyst
---------	-----------	--------	------	-------	-----------------	----------	------------------	--------------------	--------------------	---------



Sample Information

Client Sample ID: Monitoring Well #DF 2

York Sample ID: 25F1603-04

York Project (SDG) No.

Client Project ID

Matrix

Collection Date/Time

Date Received

25F1603

2506381

Water

June 24, 2025 10:58 am

06/25/2025

Nitrite as N

Log-in Notes:

Sample Notes:

Sample Prepared by Method: EPA 300

CAS No.	Parameter	Result	Flag	Units	Reported to LOQ	Dilution	Reference Method	Date/Time Prepared	Date/Time Analyzed	Analyst
14797-65-0	Nitrite as N	ND		mg/L	0.0500	1	EPA 300.0	06/25/2025 23:18	06/25/2025 23:18	DNP
Certifications: NELAC-NY10854,CTDOH-PH-0723,PADEP-68-04440										

Alkalinity, Total

Log-in Notes:

Sample Notes:

Sample Prepared by Method: Analysis Preparation

CAS No.	Parameter	Result	Flag	Units	Reported to LOQ	Dilution	Reference Method	Date/Time Prepared	Date/Time Analyzed	Analyst
14807-96-6	Alkalinity, total	370		mg/L	2.0	1	SM 2320B	06/26/2025 06:26	06/26/2025 15:07	BNF
Certifications: NELAC-NY10854,CTDOH-PH-0723,NJDEP-CT005,PADEP-68-04										

Ammonia Nitrogen as N

Log-in Notes:

Sample Notes:

Sample Prepared by Method: Analysis Preparation

CAS No.	Parameter	Result	Flag	Units	Reported to LOQ	Dilution	Reference Method	Date/Time Prepared	Date/Time Analyzed	Analyst
7664-41-7	Ammonia Nitrogen as N	ND		mg/L	0.0500	1	SM 4500-NH3 D	06/26/2025 08:06	06/26/2025 08:06	ted
Certifications: NELAC-NY10854,CTDOH-PH-0723,NJDEP-CT005,PADEP-68-044										

Total Kjeldahl Nitrogen

Log-in Notes:

Sample Notes:

Sample Prepared by Method: Analysis Prep for SAA

CAS No.	Parameter	Result	Flag	Units	Reported to LOQ	Dilution	Reference Method	Date/Time Prepared	Date/Time Analyzed	Analyst
	Total Kjeldahl Nitrogen	2.55		mg/L	0.400	5	SM 4500-N Org D	06/26/2025 15:10	06/27/2025 08:23	TCD
Certifications: NELAC-NY10854,CTDOH-PH-0723,NJDEP-CT005,PADEP-68-04										

Total Nitrogen (TN)

Log-in Notes:

Sample Notes:

Sample Prepared by Method: Analysis Prep for SAA

CAS No.	Parameter	Result	Flag	Units	Reported to LOQ	Dilution	Reference Method	Date/Time Prepared	Date/Time Analyzed	Analyst
	* Total Nitrogen	13.8		mg/L	0.0500	1	SM 4500-N B	07/01/2025 14:41	07/01/2025 14:42	AD
Certifications:										

Total Organic Nitrogen(TON)

Log-in Notes:

Sample Notes:

Sample Prepared by Method: Analysis Prep for SAA

CAS No.	Parameter	Result	Flag	Units	Reported to LOQ	Dilution	Reference Method	Date/Time Prepared	Date/Time Analyzed	Analyst
TON	* Total Organic Nitrogen	2.55		mg/L	0.100	1	SM 4500-N	07/01/2025 14:41	07/01/2025 14:42	AD
Certifications:										



Sample Information

Client Sample ID: Monitoring Well #DF 1

York Sample ID: 25F1603-05

<u>York Project (SDG) No.</u> 25F1603	<u>Client Project ID</u> 2506381	<u>Matrix</u> Water	<u>Collection Date/Time</u> June 24, 2025 11:18 am	<u>Date Received</u> 06/25/2025
--	-------------------------------------	------------------------	---	------------------------------------

Nitrate as N

Log-in Notes:

Sample Notes:

Sample Prepared by Method: EPA 300

CAS No.	Parameter	Result	Flag	Units	Reported to LOQ	Dilution	Reference Method	Date/Time Prepared	Date/Time Analyzed	Analyst
14797-55-8	Nitrate as N	4.85		mg/L	0.250	5	EPA 300.0	06/26/2025 09:22	06/26/2025 09:22	DNP
Certifications: NELAC-NY10854,CTDOH-PH-0723,NJDEP-CT005,PADEP-68-04										

Nitrite as N

Log-in Notes:

Sample Notes:

Sample Prepared by Method: EPA 300

CAS No.	Parameter	Result	Flag	Units	Reported to LOQ	Dilution	Reference Method	Date/Time Prepared	Date/Time Analyzed	Analyst
14797-65-0	Nitrite as N	ND		mg/L	0.0500	1	EPA 300.0	06/25/2025 23:28	06/25/2025 23:28	DNP
Certifications: NELAC-NY10854,CTDOH-PH-0723,PADEP-68-04440										

Alkalinity, Total

Log-in Notes:

Sample Notes:

Sample Prepared by Method: Analysis Preparation

CAS No.	Parameter	Result	Flag	Units	Reported to LOQ	Dilution	Reference Method	Date/Time Prepared	Date/Time Analyzed	Analyst
14807-96-6	Alkalinity, total	450		mg/L	2.0	1	SM 2320B	06/26/2025 06:26	06/26/2025 15:07	BNF
Certifications: NELAC-NY10854,CTDOH-PH-0723,NJDEP-CT005,PADEP-68-04										

Ammonia Nitrogen as N

Log-in Notes:

Sample Notes:

Sample Prepared by Method: Analysis Preparation

CAS No.	Parameter	Result	Flag	Units	Reported to LOQ	Dilution	Reference Method	Date/Time Prepared	Date/Time Analyzed	Analyst
7664-41-7	Ammonia Nitrogen as N	18.6		mg/L	0.0500	1	SM 4500-NH3 D	06/26/2025 08:06	06/26/2025 08:06	tcd
Certifications: NELAC-NY10854,CTDOH-PH-0723,NJDEP-CT005,PADEP-68-04										

Total Kjeldahl Nitrogen

Log-in Notes:

Sample Notes:

Sample Prepared by Method: Analysis Prep for SAA

CAS No.	Parameter	Result	Flag	Units	Reported to LOQ	Dilution	Reference Method	Date/Time Prepared	Date/Time Analyzed	Analyst
	Total Kjeldahl Nitrogen	21.2		mg/L	0.400	5	SM 4500-N Org D	06/26/2025 15:10	06/27/2025 08:23	TCD
Certifications: NELAC-NY10854,CTDOH-PH-0723,NJDEP-CT005,PADEP-68-04										

Total Nitrogen (TN)

Log-in Notes:

Sample Notes:

Sample Prepared by Method: Analysis Prep for SAA

CAS No.	Parameter	Result	Flag	Units	Reported to LOQ	Dilution	Reference Method	Date/Time Prepared	Date/Time Analyzed	Analyst
	* Total Nitrogen	26.0		mg/L	0.0500	1	SM 4500-N B	07/01/2025 14:41	07/01/2025 14:42	AD
Certifications:										

Total Organic Nitrogen(TON)

Log-in Notes:

Sample Notes:

Sample Prepared by Method: Analysis Prep for SAA

CAS No.	Parameter	Result	Flag	Units	Reported to LOQ	Dilution	Reference Method	Date/Time Prepared	Date/Time Analyzed	Analyst
TON	* Total Organic Nitrogen	2.60		mg/L	0.100	1	SM 4500-N	07/01/2025 14:41	07/01/2025 14:42	AD
Certifications:										



Sample Information

Client Sample ID: Monitoring Well #DF 1

York Sample ID: 25F1603-05

<u>York Project (SDG) No.</u> 25F1603	<u>Client Project ID</u> 2506381	<u>Matrix</u> Water	<u>Collection Date/Time</u> June 24, 2025 11:18 am	<u>Date Received</u> 06/25/2025
--	-------------------------------------	------------------------	---	------------------------------------

Sample Information

Client Sample ID: Monitoring Well #DG 0.5

York Sample ID: 25F1603-06

<u>York Project (SDG) No.</u> 25F1603	<u>Client Project ID</u> 2506381	<u>Matrix</u> Water	<u>Collection Date/Time</u> June 24, 2025 11:46 am	<u>Date Received</u> 06/25/2025
--	-------------------------------------	------------------------	---	------------------------------------

Nitrate as N

Log-in Notes:

Sample Notes:

Sample Prepared by Method: EPA 300

CAS No.	Parameter	Result	Flag	Units	Reported to LOQ	Dilution	Reference Method	Date/Time Prepared	Date/Time Analyzed	Analyst
14797-55-8	Nitrate as N	5.25		mg/L	0.0500	1	EPA 300.0	06/26/2025 00:10	06/26/2025 00:10	DNP
							Certifications:	NELAC-NY10854,CTDOH-PH-0723,NJDEP-CT005,PADEP-68-04		

Nitrite as N

Log-in Notes:

Sample Notes:

Sample Prepared by Method: EPA 300

CAS No.	Parameter	Result	Flag	Units	Reported to LOQ	Dilution	Reference Method	Date/Time Prepared	Date/Time Analyzed	Analyst
14797-65-0	Nitrite as N	ND		mg/L	0.0500	1	EPA 300.0	06/26/2025 00:10	06/26/2025 00:10	DNP
							Certifications:	NELAC-NY10854,CTDOH-PH-0723,PADEP-68-0444		

Alkalinity, Total

Log-in Notes:

Sample Notes:

Sample Prepared by Method: Analysis Preparation

CAS No.	Parameter	Result	Flag	Units	Reported to LOQ	Dilution	Reference Method	Date/Time Prepared	Date/Time Analyzed	Analyst
14807-96-6	Alkalinity, total	60		mg/L	2.0	1	SM 2320B	06/26/2025 06:26	06/26/2025 15:07	BNF
							Certifications:	NELAC-NY10854,CTDOH-PH-0723,NJDEP-CT005,PADEP-68-04		

Ammonia Nitrogen as N

Log-in Notes:

Sample Notes:

Sample Prepared by Method: Analysis Preparation

CAS No.	Parameter	Result	Flag	Units	Reported to LOQ	Dilution	Reference Method	Date/Time Prepared	Date/Time Analyzed	Analyst
7664-41-7	Ammonia Nitrogen as N	ND		mg/L	0.0500	1	SM 4500-NH3 D	06/26/2025 08:06	06/26/2025 08:06	ted
							Certifications:	NELAC-NY10854,CTDOH-PH-0723,NJDEP-CT005,PADEP-68-044		

Total Kjeldahl Nitrogen

Log-in Notes:

Sample Notes:

Sample Prepared by Method: Analysis Prep for SAA

CAS No.	Parameter	Result	Flag	Units	Reported to LOQ	Dilution	Reference Method	Date/Time Prepared	Date/Time Analyzed	Analyst
	Total Kjeldahl Nitrogen	0.790		mg/L	0.400	5	SM 4500-N Org D	06/26/2025 15:10	06/27/2025 08:23	TCD
							Certifications:	NELAC-NY10854,CTDOH-PH-0723,NJDEP-CT005,PADEP-68-04		

Total Nitrogen (TN)

Log-in Notes:

Sample Notes:

Sample Prepared by Method: Analysis Prep for SAA

CAS No.	Parameter	Result	Flag	Units	Reported to LOQ	Dilution	Reference Method	Date/Time Prepared	Date/Time Analyzed	Analyst
---------	-----------	--------	------	-------	-----------------	----------	------------------	--------------------	--------------------	---------



Sample Information

Client Sample ID: Monitoring Well #DG 0.5

York Sample ID: 25F1603-06

<u>York Project (SDG) No.</u> 25F1603	<u>Client Project ID</u> 2506381	<u>Matrix</u> Water	<u>Collection Date/Time</u> June 24, 2025 11:46 am	<u>Date Received</u> 06/25/2025
--	-------------------------------------	------------------------	---	------------------------------------

Total Nitrogen (TN)

Log-in Notes:

Sample Notes:

Sample Prepared by Method: Analysis Prep for SAA

CAS No.	Parameter	Result	Flag	Units	Reported to LOQ	Dilution	Reference Method	Date/Time Prepared	Date/Time Analyzed	Analyst
* Total Nitrogen		6.04		mg/L	0.0500	1	SM 4500-N B	07/01/2025 14:41	07/01/2025 14:42	AD
Certifications:										

Total Organic Nitrogen(TON)

Log-in Notes:

Sample Notes:

Sample Prepared by Method: Analysis Prep for SAA

CAS No.	Parameter	Result	Flag	Units	Reported to LOQ	Dilution	Reference Method	Date/Time Prepared	Date/Time Analyzed	Analyst
TON * Total Organic Nitrogen		0.790		mg/L	0.100	1	SM 4500-N	07/01/2025 14:41	07/01/2025 14:42	AD
Certifications:										

Sample Information

Client Sample ID: Monitoring Well #DG 1.0

York Sample ID: 25F1603-07

<u>York Project (SDG) No.</u> 25F1603	<u>Client Project ID</u> 2506381	<u>Matrix</u> Water	<u>Collection Date/Time</u> June 24, 2025 11:48 am	<u>Date Received</u> 06/25/2025
--	-------------------------------------	------------------------	---	------------------------------------

Nitrate as N

Log-in Notes:

Sample Notes:

Sample Prepared by Method: EPA 300

CAS No.	Parameter	Result	Flag	Units	Reported to LOQ	Dilution	Reference Method	Date/Time Prepared	Date/Time Analyzed	Analyst
14797-55-8	Nitrate as N	3.38		mg/L	0.0500	1	EPA 300.0	06/26/2025 00:20	06/26/2025 00:20	DNP
Certifications: NELAC-NY10854,CTDOH-PH-0723,NJDEP-CT005,PADEP-68-04										

Nitrite as N

Log-in Notes:

Sample Notes:

Sample Prepared by Method: EPA 300

CAS No.	Parameter	Result	Flag	Units	Reported to LOQ	Dilution	Reference Method	Date/Time Prepared	Date/Time Analyzed	Analyst
14797-65-0	Nitrite as N	ND		mg/L	0.0500	1	EPA 300.0	06/26/2025 00:20	06/26/2025 00:20	DNP
Certifications: NELAC-NY10854,CTDOH-PH-0723,PADEP-68-04440										

Alkalinity, Total

Log-in Notes:

Sample Notes:

Sample Prepared by Method: Analysis Preparation

CAS No.	Parameter	Result	Flag	Units	Reported to LOQ	Dilution	Reference Method	Date/Time Prepared	Date/Time Analyzed	Analyst
14807-96-6	Alkalinity, total	120		mg/L	2.0	1	SM 2320B	06/26/2025 06:26	06/26/2025 15:07	BNF
Certifications: NELAC-NY10854,CTDOH-PH-0723,NJDEP-CT005,PADEP-68-04										

Ammonia Nitrogen as N

Log-in Notes:

Sample Notes:

Sample Prepared by Method: Analysis Preparation

CAS No.	Parameter	Result	Flag	Units	Reported to LOQ	Dilution	Reference Method	Date/Time Prepared	Date/Time Analyzed	Analyst
---------	-----------	--------	------	-------	-----------------	----------	------------------	--------------------	--------------------	---------



Sample Information

Client Sample ID: Monitoring Well #DG 1.0

York Sample ID: 25F1603-07

<u>York Project (SDG) No.</u> 25F1603	<u>Client Project ID</u> 2506381	<u>Matrix</u> Water	<u>Collection Date/Time</u> June 24, 2025 11:48 am	<u>Date Received</u> 06/25/2025
--	-------------------------------------	------------------------	---	------------------------------------

Ammonia Nitrogen as N

Log-in Notes:

Sample Notes:

Sample Prepared by Method: Analysis Preparation

CAS No.	Parameter	Result	Flag	Units	Reported to LOQ	Dilution	Reference Method	Date/Time Prepared	Date/Time Analyzed	Analyst
7664-41-7	Ammonia Nitrogen as N	0.0927		mg/L	0.0500	1	SM 4500-NH3 D	06/26/2025 08:06	06/26/2025 08:06	ted
Certifications: NELAC-NY10854,CTDOH-PH-0723,NJDEP-CT005,PADEP-68-04										

Total Kjeldahl Nitrogen

Log-in Notes:

Sample Notes:

Sample Prepared by Method: Analysis Prep for SAA

CAS No.	Parameter	Result	Flag	Units	Reported to LOQ	Dilution	Reference Method	Date/Time Prepared	Date/Time Analyzed	Analyst
	Total Kjeldahl Nitrogen	1.55		mg/L	0.400	5	SM 4500-N Org D	06/26/2025 15:10	06/27/2025 08:23	TCD
Certifications: NELAC-NY10854,CTDOH-PH-0723,NJDEP-CT005,PADEP-68-04										

Total Nitrogen (TN)

Log-in Notes:

Sample Notes:

Sample Prepared by Method: Analysis Prep for SAA

CAS No.	Parameter	Result	Flag	Units	Reported to LOQ	Dilution	Reference Method	Date/Time Prepared	Date/Time Analyzed	Analyst
	* Total Nitrogen	4.93		mg/L	0.0500	1	SM 4500-N B	07/01/2025 14:41	07/01/2025 14:42	AD
Certifications:										

Total Organic Nitrogen(TON)

Log-in Notes:

Sample Notes:

Sample Prepared by Method: Analysis Prep for SAA

CAS No.	Parameter	Result	Flag	Units	Reported to LOQ	Dilution	Reference Method	Date/Time Prepared	Date/Time Analyzed	Analyst
TON	* Total Organic Nitrogen	1.46		mg/L	0.100	1	SM 4500-N	07/01/2025 14:41	07/01/2025 14:42	AD
Certifications:										

Sample Information

Client Sample ID: Monitoring Well #DG 1.5

York Sample ID: 25F1603-08

<u>York Project (SDG) No.</u> 25F1603	<u>Client Project ID</u> 2506381	<u>Matrix</u> Water	<u>Collection Date/Time</u> June 24, 2025 12:00 pm	<u>Date Received</u> 06/25/2025
--	-------------------------------------	------------------------	---	------------------------------------

Nitrate as N

Log-in Notes:

Sample Notes:

Sample Prepared by Method: EPA 300

CAS No.	Parameter	Result	Flag	Units	Reported to LOQ	Dilution	Reference Method	Date/Time Prepared	Date/Time Analyzed	Analyst
14797-55-8	Nitrate as N	0.923		mg/L	0.0500	1	EPA 300.0	06/26/2025 01:04	06/26/2025 01:04	DNP
Certifications: NELAC-NY10854,CTDOH-PH-0723,NJDEP-CT005,PADEP-68-04										

Nitrite as N

Log-in Notes:

Sample Notes:

Sample Prepared by Method: EPA 300

CAS No.	Parameter	Result	Flag	Units	Reported to LOQ	Dilution	Reference Method	Date/Time Prepared	Date/Time Analyzed	Analyst
---------	-----------	--------	------	-------	-----------------	----------	------------------	--------------------	--------------------	---------



Sample Information

Client Sample ID: Monitoring Well #DG 1.5

York Sample ID: 25F1603-08

<u>York Project (SDG) No.</u> 25F1603	<u>Client Project ID</u> 2506381	<u>Matrix</u> Water	<u>Collection Date/Time</u> June 24, 2025 12:00 pm	<u>Date Received</u> 06/25/2025
--	-------------------------------------	------------------------	---	------------------------------------

Nitrite as N

Log-in Notes:

Sample Notes:

Sample Prepared by Method: EPA 300

CAS No.	Parameter	Result	Flag	Units	Reported to LOQ	Dilution	Reference Method	Date/Time Prepared	Date/Time Analyzed	Analyst
14797-65-0	Nitrite as N	ND		mg/L	0.0500	1	EPA 300.0 Certifications: NELAC-NY10854,CTDOH-PH-0723,PADEP-68-04440	06/26/2025 01:04	06/26/2025 01:04	DNP

Alkalinity, Total

Log-in Notes:

Sample Notes:

Sample Prepared by Method: Analysis Preparation

CAS No.	Parameter	Result	Flag	Units	Reported to LOQ	Dilution	Reference Method	Date/Time Prepared	Date/Time Analyzed	Analyst
14807-96-6	Alkalinity, total	280		mg/L	2.0	1	SM 2320B Certifications: NELAC-NY10854,CTDOH-PH-0723,NJDEP-CT005,PADEP-68-04	06/27/2025 06:22	06/27/2025 14:37	SMM

Ammonia Nitrogen as N

Log-in Notes:

Sample Notes:

Sample Prepared by Method: Analysis Preparation

CAS No.	Parameter	Result	Flag	Units	Reported to LOQ	Dilution	Reference Method	Date/Time Prepared	Date/Time Analyzed	Analyst
7664-41-7	Ammonia Nitrogen as N	5.18		mg/L	0.0500	1	SM 4500-NH3 D Certifications: NELAC-NY10854,CTDOH-PH-0723,NJDEP-CT005,PADEP-68-04	06/26/2025 08:06	06/26/2025 08:06	ted

Total Kjeldahl Nitrogen

Log-in Notes:

Sample Notes:

Sample Prepared by Method: Analysis Prep for SAA

CAS No.	Parameter	Result	Flag	Units	Reported to LOQ	Dilution	Reference Method	Date/Time Prepared	Date/Time Analyzed	Analyst
	Total Kjeldahl Nitrogen	5.65		mg/L	0.400	5	SM 4500-N Org D Certifications: NELAC-NY10854,CTDOH-PH-0723,NJDEP-CT005,PADEP-68-04	06/26/2025 15:10	06/27/2025 08:23	TCD

Total Nitrogen (TN)

Log-in Notes:

Sample Notes:

Sample Prepared by Method: Analysis Prep for SAA

CAS No.	Parameter	Result	Flag	Units	Reported to LOQ	Dilution	Reference Method	Date/Time Prepared	Date/Time Analyzed	Analyst
	* Total Nitrogen	6.57		mg/L	0.0500	1	SM 4500-N B Certifications:	07/01/2025 14:41	07/01/2025 14:42	AD

Total Organic Nitrogen(TON)

Log-in Notes:

Sample Notes:

Sample Prepared by Method: Analysis Prep for SAA

CAS No.	Parameter	Result	Flag	Units	Reported to LOQ	Dilution	Reference Method	Date/Time Prepared	Date/Time Analyzed	Analyst
TON	* Total Organic Nitrogen	0.470		mg/L	0.100	1	SM 4500-N Certifications:	07/01/2025 14:41	07/01/2025 14:42	AD



Sample Information

Client Sample ID: Monitoring Well #DG 2

York Sample ID: 25F1603-09

<u>York Project (SDG) No.</u> 25F1603	<u>Client Project ID</u> 2506381	<u>Matrix</u> Water	<u>Collection Date/Time</u> June 24, 2025 11:18 am	<u>Date Received</u> 06/25/2025
--	-------------------------------------	------------------------	---	------------------------------------

Nitrate as N

Log-in Notes:

Sample Notes:

Sample Prepared by Method: EPA 300

CAS No.	Parameter	Result	Flag	Units	Reported to LOQ	Dilution	Reference Method	Date/Time Prepared	Date/Time Analyzed	Analyst
14797-55-8	Nitrate as N	0.758		mg/L	0.0500	1	EPA 300.0	06/25/2025 23:38	06/25/2025 23:38	DNP
Certifications: NELAC-NY10854,CTDOH-PH-0723,NJDEP-CT005,PADEP-68-04										

Nitrite as N

Log-in Notes:

Sample Notes:

Sample Prepared by Method: EPA 300

CAS No.	Parameter	Result	Flag	Units	Reported to LOQ	Dilution	Reference Method	Date/Time Prepared	Date/Time Analyzed	Analyst
14797-65-0	Nitrite as N	ND		mg/L	0.0500	1	EPA 300.0	06/25/2025 23:38	06/25/2025 23:38	DNP
Certifications: NELAC-NY10854,CTDOH-PH-0723,PADEP-68-04440										

Alkalinity, Total

Log-in Notes:

Sample Notes:

Sample Prepared by Method: Analysis Preparation

CAS No.	Parameter	Result	Flag	Units	Reported to LOQ	Dilution	Reference Method	Date/Time Prepared	Date/Time Analyzed	Analyst
14807-96-6	Alkalinity, total	260		mg/L	2.0	1	SM 2320B	06/27/2025 06:22	06/27/2025 14:37	SMM
Certifications: NELAC-NY10854,CTDOH-PH-0723,NJDEP-CT005,PADEP-68-04										

Ammonia Nitrogen as N

Log-in Notes:

Sample Notes:

Sample Prepared by Method: Analysis Preparation

CAS No.	Parameter	Result	Flag	Units	Reported to LOQ	Dilution	Reference Method	Date/Time Prepared	Date/Time Analyzed	Analyst
7664-41-7	Ammonia Nitrogen as N	4.13		mg/L	0.0500	1	SM 4500-NH3 D	06/26/2025 08:06	06/26/2025 08:06	tcd
Certifications: NELAC-NY10854,CTDOH-PH-0723,NJDEP-CT005,PADEP-68-04										

Total Kjeldahl Nitrogen

Log-in Notes:

Sample Notes:

Sample Prepared by Method: Analysis Prep for SAA

CAS No.	Parameter	Result	Flag	Units	Reported to LOQ	Dilution	Reference Method	Date/Time Prepared	Date/Time Analyzed	Analyst
	Total Kjeldahl Nitrogen	4.54		mg/L	0.400	5	SM 4500-N Org D	06/26/2025 15:10	06/27/2025 08:23	TCD
Certifications: NELAC-NY10854,CTDOH-PH-0723,NJDEP-CT005,PADEP-68-04										

Total Nitrogen (TN)

Log-in Notes:

Sample Notes:

Sample Prepared by Method: Analysis Prep for SAA

CAS No.	Parameter	Result	Flag	Units	Reported to LOQ	Dilution	Reference Method	Date/Time Prepared	Date/Time Analyzed	Analyst
	* Total Nitrogen	5.30		mg/L	0.0500	1	SM 4500-N B	07/01/2025 14:41	07/01/2025 14:42	AD
Certifications:										

Total Organic Nitrogen(TON)

Log-in Notes:

Sample Notes:

Sample Prepared by Method: Analysis Prep for SAA

CAS No.	Parameter	Result	Flag	Units	Reported to LOQ	Dilution	Reference Method	Date/Time Prepared	Date/Time Analyzed	Analyst
TON	* Total Organic Nitrogen	0.410		mg/L	0.100	1	SM 4500-N	07/01/2025 14:41	07/01/2025 14:42	AD
Certifications:										



Sample Information

Client Sample ID: Monitoring Well #DG 2

York Sample ID: 25F1603-09

<u>York Project (SDG) No.</u> 25F1603	<u>Client Project ID</u> 2506381	<u>Matrix</u> Water	<u>Collection Date/Time</u> June 24, 2025 11:18 am	<u>Date Received</u> 06/25/2025
--	-------------------------------------	------------------------	---	------------------------------------

Sample Information

Client Sample ID: Monitoring Well #DG 3

York Sample ID: 25F1603-10

<u>York Project (SDG) No.</u> 25F1603	<u>Client Project ID</u> 2506381	<u>Matrix</u> Water	<u>Collection Date/Time</u> June 24, 2025 12:15 pm	<u>Date Received</u> 06/25/2025
--	-------------------------------------	------------------------	---	------------------------------------

Nitrate as N

Log-in Notes:

Sample Notes:

Sample Prepared by Method: EPA 300

CAS No.	Parameter	Result	Flag	Units	Reported to LOQ	Dilution	Reference Method	Date/Time Prepared	Date/Time Analyzed	Analyst
14797-55-8	Nitrate as N	0.242		mg/L	0.0500	1	EPA 300.0	06/26/2025 01:14	06/26/2025 01:14	DNP
Certifications: NELAC-NY10854,CTDOH-PH-0723,NJDEP-CT005,PADEP-68-04										

Nitrite as N

Log-in Notes:

Sample Notes:

Sample Prepared by Method: EPA 300

CAS No.	Parameter	Result	Flag	Units	Reported to LOQ	Dilution	Reference Method	Date/Time Prepared	Date/Time Analyzed	Analyst
14797-65-0	Nitrite as N	ND		mg/L	0.0500	1	EPA 300.0	06/26/2025 01:14	06/26/2025 01:14	DNP
Certifications: NELAC-NY10854,CTDOH-PH-0723,PADEP-68-04440										

Alkalinity, Total

Log-in Notes:

Sample Notes:

Sample Prepared by Method: Analysis Preparation

CAS No.	Parameter	Result	Flag	Units	Reported to LOQ	Dilution	Reference Method	Date/Time Prepared	Date/Time Analyzed	Analyst
14807-96-6	Alkalinity, total	230		mg/L	2.0	1	SM 2320B	06/27/2025 06:22	06/27/2025 14:37	SMM
Certifications: NELAC-NY10854,CTDOH-PH-0723,NJDEP-CT005,PADEP-68-04										

Ammonia Nitrogen as N

Log-in Notes:

Sample Notes:

Sample Prepared by Method: Analysis Preparation

CAS No.	Parameter	Result	Flag	Units	Reported to LOQ	Dilution	Reference Method	Date/Time Prepared	Date/Time Analyzed	Analyst
7664-41-7	Ammonia Nitrogen as N	1.41		mg/L	0.0500	1	SM 4500-NH3 D	06/26/2025 08:06	06/26/2025 08:06	ted
Certifications: NELAC-NY10854,CTDOH-PH-0723,NJDEP-CT005,PADEP-68-04										

Total Kjeldahl Nitrogen

Log-in Notes:

Sample Notes:

Sample Prepared by Method: Analysis Prep for SAA

CAS No.	Parameter	Result	Flag	Units	Reported to LOQ	Dilution	Reference Method	Date/Time Prepared	Date/Time Analyzed	Analyst
	Total Kjeldahl Nitrogen	2.28		mg/L	0.400	5	SM 4500-N Org D	06/26/2025 15:10	06/27/2025 08:23	TCD
Certifications: NELAC-NY10854,CTDOH-PH-0723,NJDEP-CT005,PADEP-68-04										

Total Nitrogen (TN)

Log-in Notes:

Sample Notes:

Sample Prepared by Method: Analysis Prep for SAA

CAS No.	Parameter	Result	Flag	Units	Reported to LOQ	Dilution	Reference Method	Date/Time Prepared	Date/Time Analyzed	Analyst
---------	-----------	--------	------	-------	-----------------	----------	------------------	--------------------	--------------------	---------



Sample Information

Client Sample ID: Monitoring Well #DG 3

York Sample ID: 25F1603-10

<u>York Project (SDG) No.</u> 25F1603	<u>Client Project ID</u> 2506381	<u>Matrix</u> Water	<u>Collection Date/Time</u> June 24, 2025 12:15 pm	<u>Date Received</u> 06/25/2025
--	-------------------------------------	------------------------	---	------------------------------------

Total Nitrogen (TN)

Log-in Notes:

Sample Notes:

Sample Prepared by Method: Analysis Prep for SAA

CAS No.	Parameter	Result	Flag	Units	Reported to LOQ	Dilution	Reference Method	Date/Time Prepared	Date/Time Analyzed	Analyst
* Total Nitrogen		2.52		mg/L	0.0500	1	SM 4500-N B	07/01/2025 14:41	07/01/2025 14:42	AD

Certifications:

Total Organic Nitrogen(TON)

Log-in Notes:

Sample Notes:

Sample Prepared by Method: Analysis Prep for SAA

CAS No.	Parameter	Result	Flag	Units	Reported to LOQ	Dilution	Reference Method	Date/Time Prepared	Date/Time Analyzed	Analyst
TON * Total Organic Nitrogen		0.870		mg/L	0.100	1	SM 4500-N	07/01/2025 14:41	07/01/2025 14:42	AD

Certifications:

Sample Information

Client Sample ID: Monitoring Well #DG 1.5 DPA

York Sample ID: 25F1603-11

<u>York Project (SDG) No.</u> 25F1603	<u>Client Project ID</u> 2506381	<u>Matrix</u> Water	<u>Collection Date/Time</u> June 24, 2025 11:32 am	<u>Date Received</u> 06/25/2025
--	-------------------------------------	------------------------	---	------------------------------------

Nitrate as N

Log-in Notes:

Sample Notes:

Sample Prepared by Method: EPA 300

CAS No.	Parameter	Result	Flag	Units	Reported to LOQ	Dilution	Reference Method	Date/Time Prepared	Date/Time Analyzed	Analyst
14797-55-8	Nitrate as N	20.1		mg/L	0.250	5	EPA 300.0	06/26/2025 09:33	06/26/2025 09:33	DNP

Certifications: NELAC-NY10854,CTDOH-PH-0723,NJDEP-CT005,PADEP-68-04

Nitrite as N

Log-in Notes:

Sample Notes:

Sample Prepared by Method: EPA 300

CAS No.	Parameter	Result	Flag	Units	Reported to LOQ	Dilution	Reference Method	Date/Time Prepared	Date/Time Analyzed	Analyst
14797-65-0	Nitrite as N	ND		mg/L	0.0500	1	EPA 300.0	06/25/2025 23:49	06/25/2025 23:49	DNP

Certifications: NELAC-NY10854,CTDOH-PH-0723,PADEP-68-04440

Alkalinity, Total

Log-in Notes:

Sample Notes:

Sample Prepared by Method: Analysis Preparation

CAS No.	Parameter	Result	Flag	Units	Reported to LOQ	Dilution	Reference Method	Date/Time Prepared	Date/Time Analyzed	Analyst
14807-96-6	Alkalinity, total	470		mg/L	2.0	1	SM 2320B	06/27/2025 06:22	06/27/2025 14:37	SMM

Certifications: NELAC-NY10854,CTDOH-PH-0723,NJDEP-CT005,PADEP-68-04

Ammonia Nitrogen as N

Log-in Notes:

Sample Notes:

Sample Prepared by Method: Analysis Preparation

CAS No.	Parameter	Result	Flag	Units	Reported to LOQ	Dilution	Reference Method	Date/Time Prepared	Date/Time Analyzed	Analyst
---------	-----------	--------	------	-------	-----------------	----------	------------------	--------------------	--------------------	---------



Sample Information

Client Sample ID: Monitoring Well #DG 1.5 DPA

York Sample ID: 25F1603-11

<u>York Project (SDG) No.</u> 25F1603	<u>Client Project ID</u> 2506381	<u>Matrix</u> Water	<u>Collection Date/Time</u> June 24, 2025 11:32 am	<u>Date Received</u> 06/25/2025
--	-------------------------------------	------------------------	---	------------------------------------

Ammonia Nitrogen as N

Log-in Notes:

Sample Notes:

Sample Prepared by Method: Analysis Preparation

CAS No.	Parameter	Result	Flag	Units	Reported to LOQ	Dilution	Reference Method	Date/Time Prepared	Date/Time Analyzed	Analyst
7664-41-7	Ammonia Nitrogen as N	13.3		mg/L	0.0500	1	SM 4500-NH3 D	06/26/2025 08:06	06/26/2025 08:06	ted
Certifications: NELAC-NY10854,CTDOH-PH-0723,NJDEP-CT005,PADEP-68-04										

Total Kjeldahl Nitrogen

Log-in Notes:

Sample Notes:

Sample Prepared by Method: Analysis Prep for SAA

CAS No.	Parameter	Result	Flag	Units	Reported to LOQ	Dilution	Reference Method	Date/Time Prepared	Date/Time Analyzed	Analyst
	Total Kjeldahl Nitrogen	15.4		mg/L	0.400	5	SM 4500-N Org D	06/26/2025 15:10	06/27/2025 08:23	TCD
Certifications: NELAC-NY10854,CTDOH-PH-0723,NJDEP-CT005,PADEP-68-04										

Total Nitrogen (TN)

Log-in Notes:

Sample Notes:

Sample Prepared by Method: Analysis Prep for SAA

CAS No.	Parameter	Result	Flag	Units	Reported to LOQ	Dilution	Reference Method	Date/Time Prepared	Date/Time Analyzed	Analyst
	* Total Nitrogen	35.5		mg/L	0.0500	1	SM 4500-N B	07/01/2025 14:41	07/01/2025 14:42	AD
Certifications:										

Total Organic Nitrogen(TON)

Log-in Notes:

Sample Notes:

Sample Prepared by Method: Analysis Prep for SAA

CAS No.	Parameter	Result	Flag	Units	Reported to LOQ	Dilution	Reference Method	Date/Time Prepared	Date/Time Analyzed	Analyst
TON	* Total Organic Nitrogen	2.10		mg/L	0.100	1	SM 4500-N	07/01/2025 14:41	07/01/2025 14:42	AD
Certifications:										

Sample Information

Client Sample ID: Monitoring Well #DG 1.5 SDPB

York Sample ID: 25F1603-12

<u>York Project (SDG) No.</u> 25F1603	<u>Client Project ID</u> 2506381	<u>Matrix</u> Water	<u>Collection Date/Time</u> June 24, 2025 11:40 am	<u>Date Received</u> 06/25/2025
--	-------------------------------------	------------------------	---	------------------------------------

Nitrate as N

Log-in Notes:

Sample Notes:

Sample Prepared by Method: EPA 300

CAS No.	Parameter	Result	Flag	Units	Reported to LOQ	Dilution	Reference Method	Date/Time Prepared	Date/Time Analyzed	Analyst
14797-55-8	Nitrate as N	20.0		mg/L	0.250	5	EPA 300.0	06/26/2025 09:43	06/26/2025 09:43	DNP
Certifications: NELAC-NY10854,CTDOH-PH-0723,NJDEP-CT005,PADEP-68-04										

Nitrite as N

Log-in Notes:

Sample Notes:

Sample Prepared by Method: EPA 300

CAS No.	Parameter	Result	Flag	Units	Reported to LOQ	Dilution	Reference Method	Date/Time Prepared	Date/Time Analyzed	Analyst
---------	-----------	--------	------	-------	-----------------	----------	------------------	--------------------	--------------------	---------



Sample Information

Client Sample ID: Monitoring Well #DG 1.5 SDPB

York Sample ID: 25F1603-12

<u>York Project (SDG) No.</u> 25F1603	<u>Client Project ID</u> 2506381	<u>Matrix</u> Water	<u>Collection Date/Time</u> June 24, 2025 11:40 am	<u>Date Received</u> 06/25/2025
--	-------------------------------------	------------------------	---	------------------------------------

Nitrite as N

Log-in Notes:

Sample Notes:

Sample Prepared by Method: EPA 300

CAS No.	Parameter	Result	Flag	Units	Reported to LOQ	Dilution	Reference Method	Date/Time Prepared	Date/Time Analyzed	Analyst
14797-65-0	Nitrite as N	ND		mg/L	0.0500	1	EPA 300.0 Certifications: NELAC-NY10854,CTDOH-PH-0723,PADEP-68-04440	06/25/2025 23:59	06/25/2025 23:59	DNP

Alkalinity, Total

Log-in Notes:

Sample Notes:

Sample Prepared by Method: Analysis Preparation

CAS No.	Parameter	Result	Flag	Units	Reported to LOQ	Dilution	Reference Method	Date/Time Prepared	Date/Time Analyzed	Analyst
14807-96-6	Alkalinity, total	320		mg/L	2.0	1	SM 2320B Certifications: NELAC-NY10854,CTDOH-PH-0723,NJDEP-CT005,PADEP-68-04	06/27/2025 06:22	06/27/2025 14:37	SMM

Ammonia Nitrogen as N

Log-in Notes:

Sample Notes:

Sample Prepared by Method: Analysis Preparation

CAS No.	Parameter	Result	Flag	Units	Reported to LOQ	Dilution	Reference Method	Date/Time Prepared	Date/Time Analyzed	Analyst
7664-41-7	Ammonia Nitrogen as N	9.27		mg/L	0.0500	1	SM 4500-NH3 D Certifications: NELAC-NY10854,CTDOH-PH-0723,NJDEP-CT005,PADEP-68-04	06/26/2025 08:06	06/26/2025 08:06	ted

Total Kjeldahl Nitrogen

Log-in Notes:

Sample Notes:

Sample Prepared by Method: Analysis Prep for SAA

CAS No.	Parameter	Result	Flag	Units	Reported to LOQ	Dilution	Reference Method	Date/Time Prepared	Date/Time Analyzed	Analyst
	Total Kjeldahl Nitrogen	11.0		mg/L	0.400	5	SM 4500-N Org D Certifications: NELAC-NY10854,CTDOH-PH-0723,NJDEP-CT005,PADEP-68-04	06/26/2025 15:10	06/27/2025 08:23	TCD

Total Nitrogen (TN)

Log-in Notes:

Sample Notes:

Sample Prepared by Method: Analysis Prep for SAA

CAS No.	Parameter	Result	Flag	Units	Reported to LOQ	Dilution	Reference Method	Date/Time Prepared	Date/Time Analyzed	Analyst
	* Total Nitrogen	31.0		mg/L	0.0500	1	SM 4500-N B Certifications:	07/01/2025 14:41	07/01/2025 14:42	AD

Total Organic Nitrogen(TON)

Log-in Notes:

Sample Notes:

Sample Prepared by Method: Analysis Prep for SAA

CAS No.	Parameter	Result	Flag	Units	Reported to LOQ	Dilution	Reference Method	Date/Time Prepared	Date/Time Analyzed	Analyst
TON	* Total Organic Nitrogen	1.73		mg/L	0.100	1	SM 4500-N Certifications:	07/01/2025 14:41	07/01/2025 14:42	AD



Sample Information

Client Sample ID: Monitoring Well #DG 1.5 DPC

York Sample ID: 25F1603-13

<u>York Project (SDG) No.</u> 25F1603	<u>Client Project ID</u> 2506381	<u>Matrix</u> Water	<u>Collection Date/Time</u> June 24, 2025 11:52 am	<u>Date Received</u> 06/25/2025
--	-------------------------------------	------------------------	---	------------------------------------

Nitrate as N

Log-in Notes:

Sample Notes:

Sample Prepared by Method: EPA 300

CAS No.	Parameter	Result	Flag	Units	Reported to LOQ	Dilution	Reference Method	Date/Time Prepared	Date/Time Analyzed	Analyst
14797-55-8	Nitrate as N	13.4		mg/L	0.0500	1	EPA 300.0	06/26/2025 00:53	06/26/2025 00:53	DNP
Certifications: NELAC-NY10854,CTDOH-PH-0723,NJDEP-CT005,PADEP-68-04										

Nitrite as N

Log-in Notes:

Sample Notes:

Sample Prepared by Method: EPA 300

CAS No.	Parameter	Result	Flag	Units	Reported to LOQ	Dilution	Reference Method	Date/Time Prepared	Date/Time Analyzed	Analyst
14797-65-0	Nitrite as N	ND		mg/L	0.0500	1	EPA 300.0	06/26/2025 00:53	06/26/2025 00:53	DNP
Certifications: NELAC-NY10854,CTDOH-PH-0723,PADEP-68-04440										

Alkalinity, Total

Log-in Notes:

Sample Notes:

Sample Prepared by Method: Analysis Preparation

CAS No.	Parameter	Result	Flag	Units	Reported to LOQ	Dilution	Reference Method	Date/Time Prepared	Date/Time Analyzed	Analyst
14807-96-6	Alkalinity, total	28		mg/L	2.0	1	SM 2320B	06/27/2025 06:22	06/27/2025 14:37	SMM
Certifications: NELAC-NY10854,CTDOH-PH-0723,NJDEP-CT005,PADEP-68-04										

Ammonia Nitrogen as N

Log-in Notes:

Sample Notes:

Sample Prepared by Method: Analysis Preparation

CAS No.	Parameter	Result	Flag	Units	Reported to LOQ	Dilution	Reference Method	Date/Time Prepared	Date/Time Analyzed	Analyst
7664-41-7	Ammonia Nitrogen as N	0.147		mg/L	0.0500	1	SM 4500-NH3 D	06/26/2025 08:06	06/26/2025 08:06	tcd
Certifications: NELAC-NY10854,CTDOH-PH-0723,NJDEP-CT005,PADEP-68-04										

Total Kjeldahl Nitrogen

Log-in Notes:

Sample Notes:

Sample Prepared by Method: Analysis Prep for SAA

CAS No.	Parameter	Result	Flag	Units	Reported to LOQ	Dilution	Reference Method	Date/Time Prepared	Date/Time Analyzed	Analyst
	Total Kjeldahl Nitrogen	1.94		mg/L	0.400	5	SM 4500-N Org D	06/26/2025 15:10	06/27/2025 08:23	TCD
Certifications: NELAC-NY10854,CTDOH-PH-0723,NJDEP-CT005,PADEP-68-04										

Total Nitrogen (TN)

Log-in Notes:

Sample Notes:

Sample Prepared by Method: Analysis Prep for SAA

CAS No.	Parameter	Result	Flag	Units	Reported to LOQ	Dilution	Reference Method	Date/Time Prepared	Date/Time Analyzed	Analyst
	* Total Nitrogen	15.3		mg/L	0.0500	1	SM 4500-N B	07/01/2025 14:41	07/01/2025 14:42	AD
Certifications:										

Total Organic Nitrogen(TON)

Log-in Notes:

Sample Notes:

Sample Prepared by Method: Analysis Prep for SAA

CAS No.	Parameter	Result	Flag	Units	Reported to LOQ	Dilution	Reference Method	Date/Time Prepared	Date/Time Analyzed	Analyst
TON	* Total Organic Nitrogen	1.79		mg/L	0.100	1	SM 4500-N	07/01/2025 14:41	07/01/2025 14:42	AD
Certifications:										



Sample Information

Client Sample ID: Monitoring Well #DG 1.5 DPC

York Sample ID: 25F1603-13

<u>York Project (SDG) No.</u> 25F1603	<u>Client Project ID</u> 2506381	<u>Matrix</u> Water	<u>Collection Date/Time</u> June 24, 2025 11:52 am	<u>Date Received</u> 06/25/2025
--	-------------------------------------	------------------------	---	------------------------------------

Sample Information

Client Sample ID: Monitoring Well # Waste Water (WW Pump Station)

York Sample ID: 25F1603-14

<u>York Project (SDG) No.</u> 25F1603	<u>Client Project ID</u> 2506381	<u>Matrix</u> Water	<u>Collection Date/Time</u> June 24, 2025 10:54 am	<u>Date Received</u> 06/25/2025
--	-------------------------------------	------------------------	---	------------------------------------

Nitrate as N

Log-in Notes:

Sample Notes:

Sample Prepared by Method: EPA 300

CAS No.	Parameter	Result	Flag	Units	Reported to LOQ	Dilution	Reference Method	Date/Time Prepared	Date/Time Analyzed	Analyst
14797-55-8	Nitrate as N	ND		mg/L	0.0500	1	EPA 300.0 Certifications: NELAC-NY10854,CTDOH-PH-0723,NJDEP-CT005,PADEP-68-044	06/25/2025 23:07	06/25/2025 23:07	DNP

Nitrite as N

Log-in Notes:

Sample Notes:

Sample Prepared by Method: EPA 300

CAS No.	Parameter	Result	Flag	Units	Reported to LOQ	Dilution	Reference Method	Date/Time Prepared	Date/Time Analyzed	Analyst
14797-65-0	Nitrite as N	ND		mg/L	0.0500	1	EPA 300.0 Certifications: NELAC-NY10854,CTDOH-PH-0723,PADEP-68-04440	06/25/2025 23:07	06/25/2025 23:07	DNP

Alkalinity, Total

Log-in Notes:

Sample Notes:

Sample Prepared by Method: Analysis Preparation

CAS No.	Parameter	Result	Flag	Units	Reported to LOQ	Dilution	Reference Method	Date/Time Prepared	Date/Time Analyzed	Analyst
14807-96-6	Alkalinity, total	600		mg/L	2.0	1	SM 2320B Certifications: NELAC-NY10854,CTDOH-PH-0723,NJDEP-CT005,PADEP-68-04	06/27/2025 06:22	06/27/2025 14:37	SMM

Ammonia Nitrogen as N

Log-in Notes:

Sample Notes:

Sample Prepared by Method: Analysis Preparation

CAS No.	Parameter	Result	Flag	Units	Reported to LOQ	Dilution	Reference Method	Date/Time Prepared	Date/Time Analyzed	Analyst
7664-41-7	Ammonia Nitrogen as N	28.9		mg/L	0.0500	1	SM 4500-NH3 D Certifications: NELAC-NY10854,CTDOH-PH-0723,NJDEP-CT005,PADEP-68-04	06/26/2025 09:50	06/26/2025 09:50	ted

Total Kjeldahl Nitrogen

Log-in Notes:

Sample Notes:

Sample Prepared by Method: Analysis Prep for SAA

CAS No.	Parameter	Result	Flag	Units	Reported to LOQ	Dilution	Reference Method	Date/Time Prepared	Date/Time Analyzed	Analyst
	Total Kjeldahl Nitrogen	40.0		mg/L	0.400	5	SM 4500-N Org D Certifications: NELAC-NY10854,CTDOH-PH-0723,NJDEP-CT005,PADEP-68-04	06/26/2025 15:10	06/27/2025 08:23	TCD

Total Nitrogen (TN)

Log-in Notes:

Sample Notes:

Sample Prepared by Method: Analysis Prep for SAA

CAS No.	Parameter	Result	Flag	Units	Reported to LOQ	Dilution	Reference Method	Date/Time Prepared	Date/Time Analyzed	Analyst
---------	-----------	--------	------	-------	-----------------	----------	------------------	--------------------	--------------------	---------



Sample Information

Client Sample ID: Monitoring Well # Waste Water (WW Pump Station)

York Sample ID: 25F1603-14

York Project (SDG) No.
25F1603

Client Project ID
2506381

Matrix
Water

Collection Date/Time
June 24, 2025 10:54 am

Date Received
06/25/2025

Total Nitrogen (TN)

Log-in Notes:

Sample Notes:

Sample Prepared by Method: Analysis Prep for SAA

CAS No.	Parameter	Result	Flag	Units	Reported to LOQ	Dilution	Reference Method	Date/Time Prepared	Date/Time Analyzed	Analyst
	* Total Nitrogen	40.0		mg/L	0.0500	1	SM 4500-N B	07/01/2025 14:41	07/01/2025 14:42	AD

Certifications:

Total Organic Nitrogen(TON)

Log-in Notes:

Sample Notes:

Sample Prepared by Method: Analysis Prep for SAA

CAS No.	Parameter	Result	Flag	Units	Reported to LOQ	Dilution	Reference Method	Date/Time Prepared	Date/Time Analyzed	Analyst
TON	* Total Organic Nitrogen	11.1		mg/L	0.100	1	SM 4500-N	07/01/2025 14:41	07/01/2025 14:42	AD

Certifications:



Analytical Batch Summary

Batch ID: BF51865 **Preparation Method:** Analysis Preparation **Prepared By:** SMM

YORK Sample ID	Client Sample ID	Preparation Date
25F1603-01	Monitoring Well #BG 1	06/26/25
25F1603-02	Monitoring Well #BG 2	06/26/25
25F1603-03	Monitoring Well #DF 3	06/26/25
25F1603-04	Monitoring Well #DF 2	06/26/25
25F1603-05	Monitoring Well #DF 1	06/26/25
25F1603-06	Monitoring Well #DG 0.5	06/26/25
25F1603-07	Monitoring Well #DG 1.0	06/26/25
BF51865-DUP1	Duplicate	06/26/25
BF51865-SRM1	Reference	06/26/25

Batch ID: BF51868 **Preparation Method:** Analysis Preparation **Prepared By:** TCD

YORK Sample ID	Client Sample ID	Preparation Date
25F1603-01	Monitoring Well #BG 1	06/26/25
25F1603-02	Monitoring Well #BG 2	06/26/25
25F1603-03	Monitoring Well #DF 3	06/26/25
25F1603-04	Monitoring Well #DF 2	06/26/25
25F1603-05	Monitoring Well #DF 1	06/26/25
25F1603-06	Monitoring Well #DG 0.5	06/26/25
25F1603-07	Monitoring Well #DG 1.0	06/26/25
25F1603-08	Monitoring Well #DG 1.5	06/26/25
25F1603-09	Monitoring Well #DG 2	06/26/25
25F1603-10	Monitoring Well #DG 3	06/26/25
25F1603-11	Monitoring Well #DG 1.5 DPA	06/26/25
25F1603-12	Monitoring Well #DG 1.5 SDPI	06/26/25
25F1603-13	Monitoring Well #DG 1.5 DPC	06/26/25
BF51868-BLK1	Blank	06/26/25
BF51868-BS1	LCS	06/26/25

Batch ID: BF51871 **Preparation Method:** Analysis Preparation **Prepared By:** TCD

YORK Sample ID	Client Sample ID	Preparation Date
25F1603-14	Monitoring Well # Waste Water	06/26/25
BF51871-BLK1	Blank	06/26/25
BF51871-BS1	LCS	06/26/25

Batch ID: BF51903 **Preparation Method:** Analysis Prep for SAA **Prepared By:** TCD

YORK Sample ID	Client Sample ID	Preparation Date
25F1603-01	Monitoring Well #BG 1	06/26/25
25F1603-02	Monitoring Well #BG 2	06/26/25
25F1603-03	Monitoring Well #DF 3	06/26/25
25F1603-04	Monitoring Well #DF 2	06/26/25
25F1603-05	Monitoring Well #DF 1	06/26/25



25F1603-06	Monitoring Well #DG 0.5	06/26/25
25F1603-07	Monitoring Well #DG 1.0	06/26/25
25F1603-08	Monitoring Well #DG 1.5	06/26/25
25F1603-09	Monitoring Well #DG 2	06/26/25
25F1603-10	Monitoring Well #DG 3	06/26/25
25F1603-11	Monitoring Well #DG 1.5 DPA	06/26/25
25F1603-12	Monitoring Well #DG 1.5 SDPI	06/26/25
25F1603-13	Monitoring Well #DG 1.5 DPC	06/26/25
25F1603-14	Monitoring Well # Waste Water	06/26/25
BF51903-BLK1	Blank	06/26/25
BF51903-BS1	LCS	06/26/25

Batch ID: BF51930 **Preparation Method:** EPA 300 **Prepared By:** DNP

YORK Sample ID	Client Sample ID	Preparation Date
25F1603-01	Monitoring Well #BG 1	06/25/25
25F1603-02	Monitoring Well #BG 2	06/25/25
25F1603-03	Monitoring Well #DF 3	06/25/25
25F1603-04	Monitoring Well #DF 2	06/25/25
25F1603-05	Monitoring Well #DF 1	06/25/25
25F1603-06	Monitoring Well #DG 0.5	06/26/25
25F1603-07	Monitoring Well #DG 1.0	06/26/25
25F1603-08	Monitoring Well #DG 1.5	06/26/25
25F1603-09	Monitoring Well #DG 2	06/25/25
25F1603-10	Monitoring Well #DG 3	06/26/25
25F1603-11	Monitoring Well #DG 1.5 DPA	06/25/25
25F1603-12	Monitoring Well #DG 1.5 SDPI	06/25/25
25F1603-13	Monitoring Well #DG 1.5 DPC	06/26/25
25F1603-14	Monitoring Well # Waste Water	06/25/25
BF51930-BLK1	Blank	06/25/25
BF51930-BS1	LCS	06/25/25

Batch ID: BF51931 **Preparation Method:** EPA 300 **Prepared By:** DNP

YORK Sample ID	Client Sample ID	Preparation Date
25F1603-01	Monitoring Well #BG 1	06/26/25
25F1603-03	Monitoring Well #DF 3	06/26/25
25F1603-04	Monitoring Well #DF 2	06/26/25
25F1603-05	Monitoring Well #DF 1	06/26/25
25F1603-11	Monitoring Well #DG 1.5 DPA	06/26/25
25F1603-12	Monitoring Well #DG 1.5 SDPI	06/26/25
BF51931-BLK1	Blank	06/26/25
BF51931-BS1	LCS	06/26/25

Batch ID: BF51954 **Preparation Method:** Analysis Preparation **Prepared By:** SMM

YORK Sample ID	Client Sample ID	Preparation Date
25F1603-08	Monitoring Well #DG 1.5	06/27/25
25F1603-09	Monitoring Well #DG 2	06/27/25
25F1603-10	Monitoring Well #DG 3	06/27/25



25F1603-11	Monitoring Well #DG 1.5 DPA	06/27/25
25F1603-12	Monitoring Well #DG 1.5 SDPI	06/27/25
25F1603-13	Monitoring Well #DG 1.5 DPC	06/27/25
25F1603-14	Monitoring Well # Waste Water	06/27/25
BF51954-DUP1	Duplicate	06/27/25
BF51954-SRM1	Reference	06/27/25

Batch ID: BG50065 **Preparation Method:** Analysis Prep for SAA **Prepared By:** AD

YORK Sample ID	Client Sample ID	Preparation Date
25F1603-01	Monitoring Well #BG 1	07/01/25
25F1603-02	Monitoring Well #BG 2	07/01/25
25F1603-03	Monitoring Well #DF 3	07/01/25
25F1603-04	Monitoring Well #DF 2	07/01/25
25F1603-05	Monitoring Well #DF 1	07/01/25
25F1603-06	Monitoring Well #DG 0.5	07/01/25
25F1603-07	Monitoring Well #DG 1.0	07/01/25
25F1603-08	Monitoring Well #DG 1.5	07/01/25
25F1603-09	Monitoring Well #DG 2	07/01/25
25F1603-10	Monitoring Well #DG 3	07/01/25
25F1603-11	Monitoring Well #DG 1.5 DPA	07/01/25
25F1603-12	Monitoring Well #DG 1.5 SDPI	07/01/25
25F1603-13	Monitoring Well #DG 1.5 DPC	07/01/25
25F1603-14	Monitoring Well # Waste Water	07/01/25



Anions by Ion Chromatography - Quality Control Data
York Analytical Laboratories, Inc.

Analyte	Result	Reporting Limit	Units	Spike Level	Source* Result	%REC	%REC Limits	Flag	RPD	RPD Limit	Flag
Batch BF51930 - EPA 300											
Blank (BF51930-BLK1)											Prepared & Analyzed: 06/25/2025
Nitrate as N	ND	0.0500	mg/L								
Nitrite as N	ND	0.0500	"								
LCS (BF51930-BS1)											Prepared & Analyzed: 06/25/2025
Nitrate as N	10.9	0.0500	mg/L	10.0		109	90-110				
Nitrite as N	10.9	0.0500	"	10.0		109	90-110				
Batch BF51931 - EPA 300											
Blank (BF51931-BLK1)											Prepared & Analyzed: 06/26/2025
Nitrate as N	ND	0.0500	mg/L								
LCS (BF51931-BS1)											Prepared & Analyzed: 06/26/2025
Nitrate as N	10.9	0.0500	mg/L	10.0		109	90-110				



Wet Chemistry Parameters - Quality Control Data
York Analytical Laboratories, Inc.

Analyte	Result	Reporting Limit	Units	Spike Level	Source* Result	%REC	%REC Limits	Flag	RPD	RPD Limit	Flag
Batch BF51865 - Analysis Preparation											
Duplicate (BF51865-DUP1)	*Source sample: 25F1603-07 (Monitoring Well #DG 1.0)						Prepared & Analyzed: 06/26/2025				
Alkalinity, total	120	2.0	mg/L		120				0.00	15	
Reference (BF51865-SRM1)							Prepared & Analyzed: 06/26/2025				
Alkalinity, total	140		mg/L	135		101	91.1-105.9				
Batch BF51868 - Analysis Preparation											
Blank (BF51868-BLK1)							Prepared & Analyzed: 06/26/2025				
Ammonia Nitrogen as N	ND	0.0500	mg/L								
LCS (BF51868-BS1)							Prepared & Analyzed: 06/26/2025				
Ammonia Nitrogen as N	0.937	0.0500	mg/L	1.00		93.7	85-125				
Batch BF51871 - Analysis Preparation											
Blank (BF51871-BLK1)							Prepared & Analyzed: 06/26/2025				
Ammonia Nitrogen as N	ND	0.0500	mg/L								
LCS (BF51871-BS1)							Prepared & Analyzed: 06/26/2025				
Ammonia Nitrogen as N	1.06	0.0500	mg/L	1.00		106	85-125				
Batch BF51903 - Analysis Prep for SAA											
Blank (BF51903-BLK1)							Prepared: 06/26/2025 Analyzed: 06/27/2025				
Total Kjeldahl Nitrogen	ND	0.400	mg/L								



Wet Chemistry Parameters - Quality Control Data
York Analytical Laboratories, Inc.

Analyte	Result	Reporting Limit	Units	Spike Level	Source* Result	%REC	%REC Limits	Flag	RPD	RPD Limit	Flag
Batch BF51903 - Analysis Prep for SAA											
LCS (BF51903-BS1)											
						Prepared: 06/26/2025 Analyzed: 06/27/2025					
Total Kjeldahl Nitrogen	5.05		mg/L	5.00		101	70-130				
Batch BF51954 - Analysis Preparation											
Duplicate (BF51954-DUP1)											
						*Source sample: 25F1603-08 (Monitoring Well #DG 1.5)					
						Prepared & Analyzed: 06/27/2025					
Alkalinity, total	280	2.0	mg/L		280				0.00	15	
Reference (BF51954-SRM1)											
						Prepared & Analyzed: 06/27/2025					
Alkalinity, total	140		mg/L	135		101	91.1-105.9				



Sample and Data Qualifiers Relating to This Work Order

Definitions and Other Explanations

*	Analyte is not certified or the state of the samples origination does not offer certification for the Analyte.
ND	NOT DETECTED - the analyte is not detected at the Reported to level (LOQ/RL or LOD/MDL)
RL	REPORTING LIMIT - the minimum reportable value based upon the lowest point in the analyte calibration curve.
LOQ	LIMIT OF QUANTITATION - the minimum concentration of a target analyte that can be reported within a specified degree of confidence. This is the lowest point in an analyte calibration curve that has been subjected to all steps of the processing/analysis and verified to meet defined criteria. This is based upon NELAC 2009 Standards and applies to all analyses.
LOD	LIMIT OF DETECTION - a verified estimate of the minimum concentration of a substance in a given matrix that an analytical process can reliably detect. This is based upon NELAC 2009 Standards and applies to all analyses conducted under the auspices of EPA SW-846.
MDL	METHOD DETECTION LIMIT - a statistically derived estimate of the minimum amount of a substance an analytical system can reliably detect with a 99% confidence that the concentration of the substance is greater than zero. This is based upon 40 CFR Part 136 Appendix B and applies only to EPA 600 and 200 series methods.
Reported to	This indicates that the data for a particular analysis is reported to either the LOD/MDL, or the LOQ/RL. In cases where the "Reported to" is located above the LOD/MDL, any value between this and the LOQ represents an estimated value which is "J" flagged accordingly. This applies to volatile and semi-volatile target compounds only.
NR	Not reported
RPD	Relative Percent Difference
Wet	The data has been reported on an as-received (wet weight) basis
Low Bias	Low Bias flag indicates that the recovery of the flagged analyte is below the laboratory or regulatory lower control limit. The data user should take note that this analyte may be biased low but should evaluate multiple lines of evidence including the LCS and site-specific MS/MSD data to draw bias conclusions. In cases where no site-specific MS/MSD was requested, only the LCS data can be used to evaluate such bias.
High Bias	High Bias flag indicates that the recovery of the flagged analyte is above the laboratory or regulatory upper control limit. The data user should take note that this analyte may be biased high but should evaluate multiple lines of evidence including the LCS and site-specific MS/MSD data to draw bias conclusions. In cases where no site-specific MS/MSD was requested, only the LCS data can be used to evaluate such bias.
Non-Dir.	Non-dir. flag (Non-Directional Bias) indicates that the Relative Percent Difference (RPD) (a measure of precision) among the MS and MSD data is outside the laboratory or regulatory control limit. This alerts the data user where the MS and MSD are from site-specific samples that the RPD is high due to either non-homogeneous distribution of target analyte between the MS/MSD or indicates poor reproducibility for other reasons.

If EPA SW-846 method 8270 is included herein it is noted that the target compound N-nitrosodiphenylamine (NDPA) decomposes in the gas chromatographic inlet and cannot be separated from diphenylamine (DPA). These results could actually represent 100% DPA, 100% NDPA or some combination of the two. For this reason, York reports the combined result for n-nitrosodiphenylamine and diphenylamine for either of these compounds as a combined concentration as Diphenylamine.

If Total PCBs are detected and the target aroclors reported are "Not detected", the Total PCB value is reported due to the presence of either or both Aroclors 1262 and 1268 which are non-target aroclors for some regulatory lists.

2-chloroethylvinyl ether readily breaks down under acidic conditions. Samples that are acid preserved, including standards will exhibit breakdown. The data user should take note.

Certification for pH is no longer offered by NYDOH ELAP.

Semi-Volatile and Volatile analyses are reported down to the LOD/MDL, with values between the LOD/MDL and the LOQ being "J" flagged as estimated results.

For analyses by EPA SW-846-8270D, the Limit of Quantitation (LOQ) reported for benzidine is based upon the lowest standard used for calibration and is not a verified LOQ due to this compound's propensity for oxidative losses during extraction/concentration procedures and non-reproducible chromatographic performance.

Field Chain-of-Custody Record

25F1603

Company Name MAXIMUM ENVIRONMENTAL 1170 LINCOLN AVENUE, SUITE 4 HOLBROOK, NY 11741		Report to: SAME		Invoice to: ATTN ACCOUNTS PAYABLE		Project ID/No. 2506381 Canoe Place Inn Monitoring Well Samples		Samples Collected by (signature) CLIENT Name (printed)	
Sample No.	Location/ID	Date Sampled	Time Sampled	Sample Matrix			Analyses Requested	Container Desc.	
				Water	Soil	Air			Other
011	Monitoring Well # DG 1.5 DPA	06/24/25	11:32 AM	X				1-500 mL, 1-500 mL H2SO4, 1-250 mL	
012	Monitoring Well # DG 1.5 SDPB	06/24/25	11:40 AM	X				1-500 mL, 1-500 mL H2SO4, 1-250 mL	
013	Monitoring Well # DG 1.5 DPC	06/24/25	11:52 AM	X				1-500 mL, 1-500 mL H2SO4, 1-250 mL	
014	Monitoring Well # Waste water (WW Pump Station)	06/24/25	10:54 AM	X				1-500 mL, 1-500 mL H2SO4, 1-250 mL	
015									
016									
017									
018									
019									
020									

Chain-of-Custody Record

Bottles Relinquished from Lab by _____ Date/Time _____
 Bottles received in field by _____ Date/Time _____

2/1 0/25/25 Date/Time
 K. Dubyork 6-25-25 2:14 Date/Time
 Samples Relinquished by
 K. Dubyork 6/25/25 17:05 Date/Time

Comments/Special Instructions **USE LOCATION ID AS SAMPLE ID**
Please prepare a QA Summary Report

Total # of Bottles for this PROJECT (COC This Page):

12

Bottles

Turn-Around Time Requested- Specify Date Expected if RUSH Requested- DATE DUE FOR RUSH: **2.3c**
 STANDARD RUSH(Define) _____



Maximum Environmental Management, Inc.

1170 Lincoln Avenue – Suite 4

Holbrook, NY 11741

Phone: (631) 589-1225 * Fax: (631) 589-1157

August 7th, 2025

Pio Lombardo, P.E.
Lombardo Associates, Inc.
53 Hill Street
Southampton, NY 11968

Re: Canoe Place Inn Monitoring Wells ~ Groundwater Sampling Program
Maximum Project: 2507476
Date Collected: July 30th, 2025

Mr. Lombardo:

In response to your request, Maximum Environmental Management, Inc. is pleased to present the following with respect to Canoe Place Inn Monitoring Wells for the Groundwater Sampling Program. The purpose of this project was to collect the Monitoring Well Samples in accordance with the project outline (provided by Lombardo Associates, Inc.) and analyze the samples as requested.

Samples were collected at groundwater monitoring locations under the direction of Lombardo Associates, Inc. Field Parameters were inclusive of pH, Temperature, Conductivity, Dissolved Oxygen, Depth to Water and Depth to Bottom. The technician followed the New York State Department of Environmental Conservation's Protocol for sampling Groundwater Monitoring Wells. Please note that this protocol required well purging/evacuation of the water column in the monitoring well prior to sample collection, three (3) to five (5) times the amount of standing water in the monitoring well casing was purged.

All readings were recorded at the time of collection. Samples were collected and the parameters analyzed for the following: Ammonia, Nitrate, Nitrite, Total Kjeldahl Nitrogen, Organic Nitrogen and Total Nitrogen and BOD₅.

The complete report is enclosed. If you have any questions or concerns, please feel free to contact us at (631) 589-1225.

Sincerely,

Michelle Lamberson
Operations Manager

Canoe Place Inn - PRB N Removal Data				Groundwater Monitoring Wells															
Sampling Date : 07/30/2025				Field Measurements -Max								Laboratory Measurements							
Location #	Location Label	Latitude	Longitude	Depth ToC to GW (ft)	Depth ToC to Bottom of MW (ft)	Ground water elev. (ft)	pH	Temp (°C)	Temp (°F)	Specific Conductivity	Dissolved Oxygen (mg/L)	BOD ₅ (mg/L)	TKN (mg/L)	Organic-N (mg/L)	Ammonia-N (mg/L)	Nitrite-N (mg/L)	Nitrate-N (mg/L)	Total N (mg/L)	
Lab Level of Quantification (LOQ)				*															
1	DG 1.5A			9.0	28.5		6.91	27.0	80.60	1286	3.25	<2.3	1.10	0.935	0.165	<0.0500	9.86	11.0	DG 1.5A
2	DG 1.5B			9.0	34.0		7.02	25.0	77.00	1277	3.12	4.5	3.27	0.950	2.32	0.0645	13.9	17.2	DG 1.5B
3	DG 1.5C			9.4	38.6		6.87	24.0	75.20	1300	2.97	<2.3	6.30	0.380	5.92	<0.0500	22.2	28.5	DG 1.5C
4	WASTE WATER			N/A	N/A		8.35	31.0	87.80	1510	0.32	400	25.8	2.10	23.7	<0.0500	<0.0500	25.8	WASTE WATER
5	DF 1			3.3	17.6		7.05	29.0	84.20	1389	1.20	52	25.3	2.50	22.8	0.0642	<0.0500	25.4	DF 1
6	DF 2			14.6	18.2		6.74	26.0	78.80	1237	1.45	4.0	1.82	1.72	0.103	<0.0500	8.59	10.4	DF 2
7	DF 3			18.5	32.9		6.84	27.0	80.60	1266	4.95	<3.4	3.10	2.16	0.935	<0.0500	28.3	31.4	DF 3
8	BG 1			16.5	31.9		6.62	26.8	80.24	889	3.38	<2.3	1.61	1.49	0.122	<0.0500	27.5	29.1	BG 1
9	BG 2			28.0	41.6		5.96	24.3	75.74	401	6.46	4.0	1.60	1.18	0.422	<0.0500	6.92	8.52	BG 2
10	DG 0.5			9.7	20.0		6.40	23.4	74.12	336	3.60	<6.8	0.885	0.885	<0.0500	<0.0500	3.22	4.10	DG 0.5
11	DG 1			9.7	19.2		6.45	24.1	75.38	571	1.81	<11	1.38	1.28	0.103	<0.0500	2.00	3.38	DG 1
12	DG 1.5			9.3	20.9		6.66	24.9	76.82	867	2.63	<11	2.52	0.240	2.28	<0.0500	0.746	3.27	DG 1.5
13	DG 2			8.5	24.6		6.49	26.5	79.70	844	1.10	12	4.62	0.270	4.35	<0.0500	<0.0500	4.62	DG 2
14	DG 3			8.8	19.2		6.37	25.3	77.54	675	2.31	43	2.31	1.03	1.28	<0.0500	0.209	2.52	DG 3

Key
ToC= Top of the PVC Monitoring Well
GW = Ground Water
MW = Monitoring Well
* = Client provided data

** mS - milliSiemen/cm
mS/cm

SAMPLE COLLECTION/ CHAIN OF CUSTODY

The collection and proper submission of this Chain of Custody is the responsibility of the person(s) who are submitting. Chain operators will ensure an understanding of this C.O.C. & that they accept its terms and conditions.

<p>Name: Lombardo Associates, Inc. Address: 53 Hill Street City: Southampton State: NY Zip: 11968 Phone: (631) 379-2662 Fax:</p>	<p>TAT Requested: Plays: PO #: Job#:</p>
--	---

PROJECT NAME AND/OR LOCATION
 Indicate only ONE Project per Chain of Custody

Canoe Place Inn - Monitoring Wells

PROJECT NUMBER: 2507476

#	Date	Time	SAMPLE			Field pH	Field Temp	Specific Conductivity	Dissolved Oxygen	DTW	DTB	Sample Containers	ANALYSIS
			COMP/GRAB	S	NPW								
001	7/30	1100				6.91	27	1886	3.25	9	28.5	2-500ml, 1-250ml, 1-500 ml H2SO4	Ammonia, Nitrite, Nitrate, Total Kjeldahl Nitrogen, Total Nitrogen, Total Organic Nitrogen, BOD(5)
002	7/30	1212				7.02	25	1277	3.12	9	34	2-500ml, 1-250ml, 1-500 ml H2SO4	Ammonia, Nitrite, Nitrate, Total Kjeldahl Nitrogen, Total Nitrogen, Total Organic Nitrogen, BOD(5)
003	7/30	1524				6.87	24	1500	2.97	9.4	38.6	2-500ml, 1-250ml, 1-500 ml H2SO4	Ammonia, Nitrite, Nitrate, Total Kjeldahl Nitrogen, Total Nitrogen, Total Organic Nitrogen, BOD(5)
004	7/30	1255				8.55	31	1510	0.32	N/A	N/A	2-500ml, 1-250ml, 1-500 ml H2SO4	Ammonia, Nitrite, Nitrate, Total Kjeldahl Nitrogen, Total Nitrogen, Total Organic Nitrogen, BOD(5)
005	7/30	1252				7.05	29	1589	1.20	3.3	17.6	2-500ml, 1-250ml, 1-500 ml H2SO4	Ammonia, Nitrite, Nitrate, Total Kjeldahl Nitrogen, Total Nitrogen, Total Organic Nitrogen, BOD(5)
006	7/30	1201				6.74	26	1237	1.45	14.6	18.2	2-500ml, 1-250ml, 1-500 ml H2SO4	Ammonia, Nitrite, Nitrate, Total Kjeldahl Nitrogen, Total Nitrogen, Total Organic Nitrogen, BOD(5)
007	7/30	1159				6.84	27	1266	4.95	18.5	32.9	2-500ml, 1-250ml, 1-500 ml H2SO4	Ammonia, Nitrite, Nitrate, Total Kjeldahl Nitrogen, Total Nitrogen, Total Organic Nitrogen, BOD(5)
008	7/30	1118				6.62	26.8	889	3.38	16.5	31.9	2-500ml, 1-250ml, 1-500 ml H2SO4	Ammonia, Nitrite, Nitrate, Total Kjeldahl Nitrogen, Total Nitrogen, Total Organic Nitrogen, BOD(5)
009	7/30	1125				5.96	24.5	401	6.46	28	41.6	2-500ml, 1-250ml, 1-500 ml H2SO4	Ammonia, Nitrite, Nitrate, Total Kjeldahl Nitrogen, Total Nitrogen, Total Organic Nitrogen, BOD(5)
010	7/30	1247				6.40	23.4	336	3.60	9.7	20	2-500ml, 1-250ml, 1-500 ml H2SO4	Ammonia, Nitrite, Nitrate, Total Kjeldahl Nitrogen, Total Nitrogen, Total Organic Nitrogen, BOD(5)

FIELD NOTES:

Are the samples treated? Yes No
 H₂SO₄

Maximum Custody/By: Daniel Lano 7/30/25

Container Shipping Condition: GOOD FAIR POOR

Packed in Ice? YES NO

In Case of NO yes: Yes No Client Notified?

Sample Transport in Cooler requires 2500 Btu. Client seal with taping before transport of samples.

Sampler/Tech PRINT NAME: Daniel Lano
 Date & Time: 7/30/25

CLIENT/TRANSPORT TECH SIGNATURE for Release (Ink/Quik): Daniel Lano 7/30/25

Container Shipping Condition @ Release: GOOD FAIR POOR

QA/QC Notes: 1250 ml - is pretreated with sulfuric acid

pdf
 2 copies of the report

SAMPLE COLLECTION/CHAIN OF CUSTODY

The completion and proper information on this Chain of Custody is the responsibility of the person collecting the samples. Chain operators will serve as confirmation of the CCO's. All data they enter on the form will be final.

All Samples must be received on ice @ 5° C or Less
MAXIMUM ENVIRONMENTAL MANAGEMENT INC.
 1170 LINCOLN AVENUE, SUITE 4 HOLBROOK, NY 11741
 Phone: (831) 389-1225 Fax: (831) 389-1137

Name: Lombardo Associates, Inc.
 Address: 53 Hill Street
 City: Southampton State: NY Zip: 11968
 Phone: (631) 379-2662 Fax:

TAT Requested:
 Page: of
 PO #: _____
 Job#: _____

PROJECT NUMBER:
2507476

Canoe Place Inn - Monitoring Wells

PROJECT NAME AND/OR LOCATION
 Indicate only ONE Project per Chain of Custody

#	Date	SAMPLE			MATRIX			Field pH	Field Temp	Specific Conductivity	Dissolved Oxygen	DTW	DTB	Sample Containers	ANALYSIS
		COMFGRAB	S	NPW	PW	O									
011	7/30/19	X					6.45	24.1	571	1.81	9.7	19.2	2-500ml, 1-250ml, 1-500 ml H2SO4	Ammonia, Nitrite, Nitrate, Total Kjeldahl Nitrogen, Total Nitrogen, Total Organic Nitrogen, BOD(5)	
012	7/30/20	X					6.66	24.9	467	2.63	9.3	20.9	2-500ml, 1-250ml, 1-500 ml H2SO4	Ammonia, Nitrite, Nitrate, Total Kjeldahl Nitrogen, Total Nitrogen, Total Organic Nitrogen, BOD(5)	
013	7/30/20	X					6.19	26.5	844	1.10	8.5	24.6	2-500ml, 1-250ml, 1-500 ml H2SO4	Ammonia, Nitrite, Nitrate, Total Kjeldahl Nitrogen, Total Nitrogen, Total Organic Nitrogen, BOD(5)	
014	7/30/19	X					6.57	25.3	675	2.31	8.8	19.2	2-500ml, 1-250ml, 1-500 ml H2SO4	Ammonia, Nitrite, Nitrate, Total Kjeldahl Nitrogen, Total Nitrogen, Total Organic Nitrogen, BOD(5)	
015		X											2-500ml, 1-250ml, 1-500 ml H2SO4	Ammonia, Nitrite, Nitrate, Total Kjeldahl Nitrogen, Total Nitrogen, Total Organic Nitrogen, BOD(5)	
016		X											2-500ml, 1-250ml, 1-500 ml H2SO4	Ammonia, Nitrite, Nitrate, Total Kjeldahl Nitrogen, Total Nitrogen, Total Organic Nitrogen, BOD(5)	
017		X											2-500ml, 1-250ml, 1-500 ml H2SO4	Ammonia, Nitrite, Nitrate, Total Kjeldahl Nitrogen, Total Nitrogen, Total Organic Nitrogen, BOD(5)	
018		X											2-500ml, 1-250ml, 1-500 ml H2SO4	Ammonia, Nitrite, Nitrate, Total Kjeldahl Nitrogen, Total Nitrogen, Total Organic Nitrogen, BOD(5)	
019		X											2-500ml, 1-250ml, 1-500 ml H2SO4	Ammonia, Nitrite, Nitrate, Total Kjeldahl Nitrogen, Total Nitrogen, Total Organic Nitrogen, BOD(5)	
020		X											2-500ml, 1-250ml, 1-500 ml H2SO4	Ammonia, Nitrite, Nitrate, Total Kjeldahl Nitrogen, Total Nitrogen, Total Organic Nitrogen, BOD(5)	

FIELD NOTES:

Are the samples treated?
 Yes No H₂SO₄

Sampler Signature: *[Signature]* Date & Time: 7/30/20

CLIENT/TRANSPORTER Signature for Release (Relinquish): *[Signature]* Date & Time: 7/30/20

Container Shipping Condition @ relinquish: GOOD FAIR POOR

QA/QC Notes: pdf 1 250 ml - is pretreated with sulfuric acid 2 copies of the report

Maximum Custody by: *[Signature]* Date & Time: 7/30/20

Sample Transported to Client requires IEP Book, Check out and tracking before transport of samples.

Container Shipping Condition: GOOD FAIR POOR

Packed in Ice? YES NO

Meets Sample Criteria in case of NO was Yes No Client notified? _____

Maximum Environmental Management, Inc.
 1170 Lincoln Avenue - Suite 4
 Holbrook, NY 11741
 Phone : (631) 589-1225 * Fax: (631) 589-1157
 www.maximumentv.com

Groundwater Monitoring Well Data Sheet

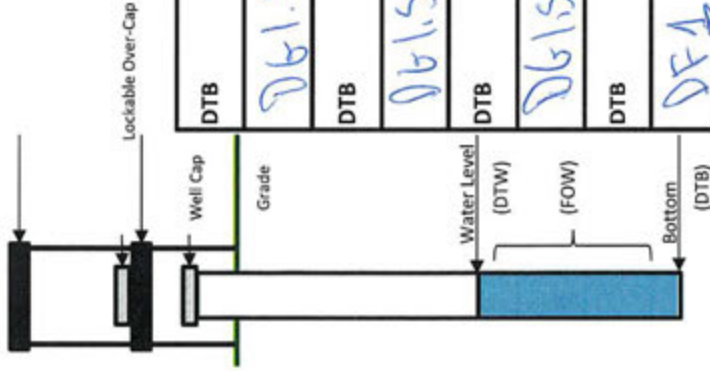
Project ID #: 2507474 Location: Canoe Place Inn - 293 Montauk Hwy E, Hampton Bays, NY Date: 7/30/25

Note - Standard Protocol states that the amount of water purged from a well is between 3 and 5 times the volume of liquid inside the well casing. We use 4 times the volume.

***** ALL Monitoring Wells are to Measured within a Hour of Each Other. First Thing *****

- 0.5 Well - 0.010 gallons per foot
- 1 1/2" Well = 0.091 gallons of water per foot
- 2" Well = 0.163 gallons of water per foot
- 4" Well = 0.653 gallons of water per foot

Measurements must always start at the top of the well casing not the protective cover or from the grade level



DTB	(minus)	DTW	(equals)	FOW	X (multiply)	AGW (per ft)	(equals)	AOW	multiply by 3, 4, or 5	(equals)	AOWP	Time Collected
D61.5A	-	9	=	28.5	X	0.091	=	1.729	multiply by 3, 4, or 5	=	5.187	
D61.5B	-	9	=	34	X	0.091	=	2.875	multiply by 3, 4, or 5	=	6.825	
D61.5C	-	9.4	=	38.6	X	0.091	=	2.6572	multiply by 3, 4, or 5	=	7.9716	
DFA	-	3.3	=	17.6	X	0.163	=	2.3209	multiply by 3, 4, or 5	=	6.9927	
DFA	-	14.6	=	75.2	X	0.163	=	0.5864	multiply by 3, 4, or 5	=	17.604	

* DTW = Depth to Water; DTB = Depth to Bottom; FOW = Feet of Water; AGW = Amount of Gallons of Water per foot; AOW = Amount of Water in Well Case; AOWP = Amount of Water Purged *

** Amount of Water Purged is the amount required to turn the well over for sampling. Please note if the amount you purged is different then the amount required **

The DTW is the Depth to Top of the PVC Well. GW = Ground Water, MW = Monitoring Well.

Maximum Environmental Management, Inc.
 1170 Lincoln Avenue - Suite 4
 Holbrook, NY 11741
 Phone : (631) 589-1225 * Fax: (631) 589-1157
 www.maximumentv.com

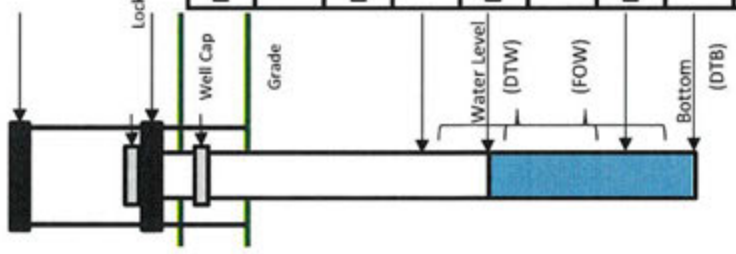
Groundwater Monitoring Well Data Sheet

Project ID #: 2507470 Location: Canoe Place Inn - 293 Montauk Hwy E, Hampton Bays, NY Date: 7/30/05
 Note - Standard Protocol states that the amount of water purged from a well is between 3 and 5 times the volume of liquid inside the well casing. We use 4 times the volume.

***** ALL Monitoring Wells are to Measured within a Hour of Each Other. First Thing *****

- 0.5 Well - 0.010 gallons per foot
- 1 1/2" Well = 0.091 gallons of water per foot
- 2" Well = 0.163 gallons of water per foot
- 4" Well = 0.653 gallons of water per foot

Measurements must always start at the top of the well casing not the protective cover or from the grade level



DTB	(minus)	DTW	(equals)	FOW	X (multiply)	AGW (per ft)	(equals)	AOW	multiply by 3, 4, or 5	(equals)	AOWP	Time Collected
DF3	-	18.5	=	13.5	X	0.091	=	1.2285	multiply by 3, 4, or 5	=	3.6555	
BG1	-	DTW	=	FOW	X	AGW (per ft)	=	AOW	multiply by 3, 4, or 5	=	AOWP	Time Collected
31.9	-	16.5	=	15.4	X	0.163	=	0.159	multiply by 3, 4, or 5	=	0.462	
BG2	-	DTW	=	FOW	X	AGW (per ft)	=	AOW	multiply by 3, 4, or 5	=	AOWP	Time Collected
41.6	-	2.8	=	13.6	X	0.163	=	2.2168	multiply by 3, 4, or 5	=	6.6204	
DG05	-	DTW	=	FOW	X	AGW (per ft)	=	AOW	multiply by 3, 4, or 5	=	AOWP	Time Collected
20.0	-	9.7	=	10.3	X	0.163	=	1.6789	multiply by 3, 4, or 5	=	5.0367	
DG1	-	DTW	=	FOW	X	AGW (per ft)	=	AOW	multiply by 3, 4, or 5	=	AOWP	Time Collected
19.2	-	9.7	=	9.5	X	0.163	=	1.5485	multiply by 3, 4, or 5	=	4.6455	

* DTW = Depth to Water; DTB = Depth to Bottom; FOW = Feet of Water in Well Case; AOW = Amount of Gallons of Water per foot; AOWP = Amount of Water Purged *
 Amount of Water Purged is the amount required to turn the well over for sampling. Please note if the amount you purged is different then the amount required
 The DTW is the Depth to Top of the PVC Well. GW = Ground Water, MW = Monitoring Well.

Maximum Environmental Management, Inc.
 1170 Lincoln Avenue – Suite 4
 Holbrook, NY 11741
 Phone : (631) 589-1225 * Fax: (631) 589-1157
 www.maximumentv.com

Groundwater Monitoring Well Data Sheet

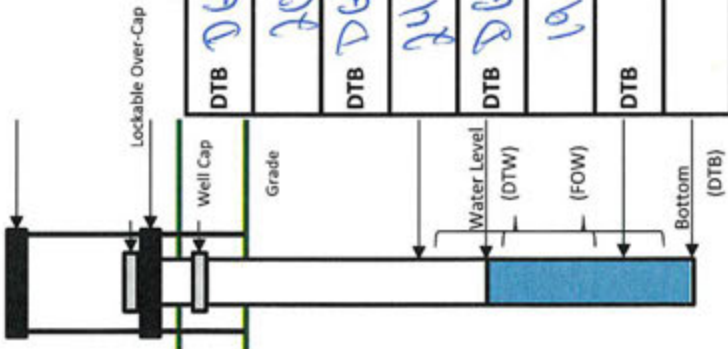
Project ID #: 25074710

Location: Canoe Place Inn - 293 Montauk Hwy E, Hampton Bays, NY

Date: 7/30/25

Note - Standard Protocol states that the amount of water purged from a well is between 3 and 5 times the volume of liquid inside the well casing. We use 4 times the volume.

***** ALL Monitoring Wells are to Measured within a Hour of Each Other. First Thing *****



- 0.5 Well - 0.010 gallons per foot
- 1 1/2" Well = 0.091 gallons of water per foot
- 2" Well = 0.163 gallons of water per foot
- 4" Well = 0.653 gallons of water per foot

Measurements must always start at the top of the well casing not the protective cover or from the grade level

DTB	- (minus)	DTW	= (equals)	FOW	X (multiply)	AGW (per ft)	= (equals)	AOW	multiply by 3, 4, or 5	= (equals)	AOWP	Time Collected
DTB 261.5	-	9.3	=	11.6	X	0.163	=	1.8908	multiply by 3, 4, or 5	=	5.6724	
DTB 209	-		=		X		=		multiply by 3, 4, or 5	=		
DTB 262	-		=		X		=		multiply by 3, 4, or 5	=		
DTB 24.6	-	8.5	=	13.1	X	0.1010	=	0.131	multiply by 3, 4, or 5	=	0.393	
DTB 263	-		=		X		=		multiply by 3, 4, or 5	=		
DTB 19.2	-	8.8	=	10.4	X	0.163	=	1.6952	multiply by 3, 4, or 5	=	5.0856	
DTB	-		=		X		=		multiply by 3, 4, or 5	=		
DTB	-		=		X		=		multiply by 3, 4, or 5	=		
DTB	-		=		X		=		multiply by 3, 4, or 5	=		
DTB	-		=		X		=		multiply by 3, 4, or 5	=		

* DTW = Depth to Water; DTB = Depth to Bottom; FOW = Feet of Water; AGW = Amount of Gallons of Water per foot; AOW = Amount of Water in Well Case; AOWP = Amount of Water Purged *

Amount of Water Purged is the amount required to turn the well over for sampling. Please note if the amount you purged is different then the amount required

The DTW is the Depth to Top of the PVC Well. GW = Ground Water, MW = Monitoring Well.



Technical Report

prepared for:

Maximum Environmental Management, Inc.

1170 Lincoln Avenue., Suite 4

Holbrook NY, 11741

Attention: Brian Leshinger

Report Date: 08/06/2025

Client Project ID: 2507476

York Project (SDG) No.: 25G2068

Stratford, CT Laboratory IDs:
NY:10854, NJ: CT005, PA: 68-0440, CT: PH-0723



Richmond Hill, NY Laboratory IDs:
NY:12058, NJ: NY037, CT: PH-0721, NH: 2097,
EPA: NY01600

120 RESEARCH DRIVE
www.YORKLAB.com

STRATFORD, CT 06615
(203) 325-1371



132-02 89th AVENUE
FAX (203) 357-0166

RICHMOND HILL, NY 11418
ClientServices@yorklab.com

Report Date: 08/06/2025
Client Project ID: 2507476
York Project (SDG) No.: 25G2068

Maximum Environmental Management, Inc.
1170 Lincoln Avenue., Suite 4
Holbrook NY, 11741
Attention: Brian Leshinger

Purpose and Results

This report contains the analytical data for the sample(s) identified on the attached chain-of-custody received in our laboratory on July 31, 2025 and listed below. The project was identified as your project: **2507476**.

The analyses were conducted utilizing appropriate EPA, Standard Methods, and ASTM methods as detailed in the data summary tables.

All samples were received in proper condition meeting the customary acceptance requirements for environmental samples except those indicated under the Sample and Analysis Qualifiers section of this report.

All analyses met the method and laboratory standard operating procedure requirements except as indicated by any data flags, the meaning of which are explained in the Sample and Data Qualifiers Relating to This Work Order section of this report and case narrative if applicable.

The results of the analyses, which are all reported on dry weight basis (soils) unless otherwise noted, are detailed in the following pages.

Please contact Client Services at 203.325.1371 with any questions regarding this report.

<u>York Sample ID</u>	<u>Client Sample ID</u>	<u>Matrix</u>	<u>Date Collected</u>	<u>Date Received</u>
25G2068-01	Monitoring Well #DG 1.5 A	Water	07/30/2025	07/31/2025
25G2068-02	Monitoring Well #DG 1.5 B	Water	07/30/2025	07/31/2025
25G2068-03	Monitoring Well #DG 1.5 C	Water	07/30/2025	07/31/2025
25G2068-04	Monitoring Well #Waste Water	Water	07/30/2025	07/31/2025
25G2068-05	Monitoring Well #DF 1	Water	07/30/2025	07/31/2025
25G2068-06	Monitoring Well #DF 2	Water	07/30/2025	07/31/2025
25G2068-07	Monitoring Well #DF 3	Water	07/30/2025	07/31/2025
25G2068-08	Monitoring Well #BG 1	Water	07/30/2025	07/31/2025
25G2068-09	Monitoring Well #BG 2	Water	07/30/2025	07/31/2025
25G2068-10	Monitoring Well #DG 0.5	Water	07/30/2025	07/31/2025
25G2068-11	Monitoring Well #DG 1	Water	07/30/2025	07/31/2025
25G2068-12	Monitoring Well #DG 1.5	Water	07/30/2025	07/31/2025
25G2068-13	Monitoring Well #DG 2	Water	07/30/2025	07/31/2025
25G2068-14	Monitoring Well #DG 3	Water	07/30/2025	07/31/2025

General Notes for York Project (SDG) No.: 25G2068

1. The RLs and MDLs (Reporting Limit and Method Detection Limit respectively) reported are adjusted for any dilution necessary due to the levels of target and/or non-target analytes and matrix interference. The RL(REPORTING LIMIT) is based upon the lowest standard utilized for the calibration where applicable.
2. Samples are retained for a period of thirty days after submittal of report, unless other arrangements are made.
3. York's liability for the above data is limited to the dollar value paid to York for the referenced project.
4. This report shall not be reproduced without the written approval of York Analytical Laboratories, Inc.
5. All analyses conducted met method or Laboratory SOP requirements. See the Sample and Data Qualifiers Section for further information.
6. It is noted that no analyses reported herein were subcontracted to another laboratory, unless noted in the report.
7. This report reflects results that relate only to the samples submitted on the attached chain-of-custody form(s) received by York.
8. Analyses conducted at York Analytical Laboratories, Inc. Stratford, CT are indicated by NY Cert. No. 10854, NJ Cert No. CT005, PA Cert No. 68-04440, CT Cert No. PH-0723; those conducted at York Analytical Laboratories, Inc., Richmond Hill, NY are indicated by NY Cert. No. 12058, NJ Cert No. NY037, CT Cert No. PH-0721, NH Cert No. 2097, EPA Cert No. NY01600.

Approved By:



Cassie L. Mosher
Laboratory Manager

Date: 08/06/2025





Sample Information

Client Sample ID: Monitoring Well #DG 1.5 A

York Sample ID: 25G2068-01

<u>York Project (SDG) No.</u>	<u>Client Project ID</u>	<u>Matrix</u>	<u>Collection Date/Time</u>	<u>Date Received</u>
25G2068	2507476	Water	July 30, 2025 12:00 pm	07/31/2025

Nitrate as N

Log-in Notes:

Sample Notes:

Sample Prepared by Method: EPA 300

CAS No.	Parameter	Result	Flag	Units	Reported to LOQ	Dilution	Reference Method	Date/Time Prepared	Date/Time Analyzed	Analyst
14797-55-8	Nitrate as N	9.86		mg/L	0.0500	1	EPA 300.0	07/31/2025 21:04	07/31/2025 21:04	DNP
							Certifications:	NELAC-NY10854,CTDOH-PH-0723,NJDEP-CT005,PADEP-68-04		

Nitrite as N

Log-in Notes:

Sample Notes:

Sample Prepared by Method: EPA 300

CAS No.	Parameter	Result	Flag	Units	Reported to LOQ	Dilution	Reference Method	Date/Time Prepared	Date/Time Analyzed	Analyst
14797-65-0	Nitrite as N	ND		mg/L	0.0500	1	EPA 300.0	07/31/2025 21:04	07/31/2025 21:04	DNP
							Certifications:	NELAC-NY10854,CTDOH-PH-0723,PADEP-68-04440		

Ammonia Nitrogen as N

Log-in Notes:

Sample Notes:

Sample Prepared by Method: Analysis Preparation

CAS No.	Parameter	Result	Flag	Units	Reported to LOQ	Dilution	Reference Method	Date/Time Prepared	Date/Time Analyzed	Analyst
7664-41-7	Ammonia Nitrogen as N	0.165		mg/L	0.0500	1	SM 4500-NH3 D	08/01/2025 10:51	08/01/2025 10:51	TCD
							Certifications:	NELAC-NY10854,CTDOH-PH-0723,NJDEP-CT005,PADEP-68-04		

Biochemical Oxygen Demand (BOD) 5-Day

Log-in Notes:

Sample Notes:

Sample Prepared by Method: Analysis Preparation

CAS No.	Parameter	Result	Flag	Units	Reported to LOQ	Dilution	Reference Method	Date/Time Prepared	Date/Time Analyzed	Analyst
BOD	Biochemical Oxygen Demand (BOD) (5-Day)	ND		mg/L	2.3	2.26	SM 5210 B-2016	08/01/2025 08:20	08/06/2025 12:58	STW
							Certifications:	CTDOH-PH-0723,NELAC-NY10854,NJDEP-CT005,PADEP-68-04		

Total Kjeldahl Nitrogen

Log-in Notes:

Sample Notes:

Sample Prepared by Method: Analysis Prep for SAA

CAS No.	Parameter	Result	Flag	Units	Reported to LOQ	Dilution	Reference Method	Date/Time Prepared	Date/Time Analyzed	Analyst
	Total Kjeldahl Nitrogen	1.10		mg/L	0.400	5	SM 4500-N Org D	08/04/2025 15:32	08/05/2025 08:15	TCD
							Certifications:	NELAC-NY10854,CTDOH-PH-0723,NJDEP-CT005,PADEP-68-04		

Total Nitrogen (TN)

Log-in Notes:

Sample Notes:

Sample Prepared by Method: Analysis Prep for SAA

CAS No.	Parameter	Result	Flag	Units	Reported to LOQ	Dilution	Reference Method	Date/Time Prepared	Date/Time Analyzed	Analyst
	* Total Nitrogen	11.0		mg/L	0.0500	1	SM 4500-N B	08/06/2025 16:26	08/06/2025 16:28	AD
							Certifications:			

Total Organic Nitrogen(TON)

Log-in Notes:

Sample Notes:

Sample Prepared by Method: Analysis Prep for SAA

CAS No.	Parameter	Result	Flag	Units	Reported to LOQ	Dilution	Reference Method	Date/Time Prepared	Date/Time Analyzed	Analyst



Sample Information

Client Sample ID: Monitoring Well #DG 1.5 A

York Sample ID: 25G2068-01

<u>York Project (SDG) No.</u> 25G2068	<u>Client Project ID</u> 2507476	<u>Matrix</u> Water	<u>Collection Date/Time</u> July 30, 2025 12:00 pm	<u>Date Received</u> 07/31/2025
--	-------------------------------------	------------------------	---	------------------------------------

Total Organic Nitrogen(TON)

Log-in Notes:

Sample Notes:

Sample Prepared by Method: Analysis Prep for SAA

CAS No.	Parameter	Result	Flag	Units	Reported to LOQ	Dilution	Reference Method	Date/Time Prepared	Date/Time Analyzed	Analyst
TON	* Total Organic Nitrogen	0.935		mg/L	0.100	1	SM 4500-N	08/06/2025 16:26	08/06/2025 16:28	AD

Certifications:

Sample Information

Client Sample ID: Monitoring Well #DG 1.5 B

York Sample ID: 25G2068-02

<u>York Project (SDG) No.</u> 25G2068	<u>Client Project ID</u> 2507476	<u>Matrix</u> Water	<u>Collection Date/Time</u> July 30, 2025 12:15 pm	<u>Date Received</u> 07/31/2025
--	-------------------------------------	------------------------	---	------------------------------------

Nitrate as N

Log-in Notes:

Sample Notes:

Sample Prepared by Method: EPA 300

CAS No.	Parameter	Result	Flag	Units	Reported to LOQ	Dilution	Reference Method	Date/Time Prepared	Date/Time Analyzed	Analyst
14797-55-8	Nitrate as N	13.9		mg/L	0.250	5	EPA 300.0	08/01/2025 09:18	08/01/2025 09:18	DNP

Certifications: NELAC-NY10854,CTDOH-PH-0723,NJDEP-CT005,PADEP-68-04

Nitrite as N

Log-in Notes:

Sample Notes:

Sample Prepared by Method: EPA 300

CAS No.	Parameter	Result	Flag	Units	Reported to LOQ	Dilution	Reference Method	Date/Time Prepared	Date/Time Analyzed	Analyst
14797-65-0	Nitrite as N	0.0645		mg/L	0.0500	1	EPA 300.0	07/31/2025 22:15	07/31/2025 22:15	DNP

Certifications: NELAC-NY10854,CTDOH-PH-0723,PADEP-68-04440

Ammonia Nitrogen as N

Log-in Notes:

Sample Notes:

Sample Prepared by Method: Analysis Preparation

CAS No.	Parameter	Result	Flag	Units	Reported to LOQ	Dilution	Reference Method	Date/Time Prepared	Date/Time Analyzed	Analyst
7664-41-7	Ammonia Nitrogen as N	2.32		mg/L	0.0500	1	SM 4500-NH3 D	08/01/2025 10:51	08/01/2025 10:51	TCD

Certifications: NELAC-NY10854,CTDOH-PH-0723,NJDEP-CT005,PADEP-68-04

Biochemical Oxygen Demand (BOD) 5-Day

Log-in Notes:

Sample Notes:

Sample Prepared by Method: Analysis Preparation

CAS No.	Parameter	Result	Flag	Units	Reported to LOQ	Dilution	Reference Method	Date/Time Prepared	Date/Time Analyzed	Analyst
BOD	Biochemical Oxygen Demand (BOD) (5-Day)	4.5		mg/L	2.3	2.26	SM 5210 B-2016	08/01/2025 08:20	08/06/2025 12:58	STW

Certifications: CTDOH-PH-0723,NELAC-NY10854,NJDEP-CT005,PADEP-68-04

Total Kjeldahl Nitrogen

Log-in Notes:

Sample Notes:

Sample Prepared by Method: Analysis Prep for SAA

CAS No.	Parameter	Result	Flag	Units	Reported to LOQ	Dilution	Reference Method	Date/Time Prepared	Date/Time Analyzed	Analyst
---------	-----------	--------	------	-------	-----------------	----------	------------------	--------------------	--------------------	---------



Sample Information

Client Sample ID: Monitoring Well #DG 1.5 B

York Sample ID: 25G2068-02

<u>York Project (SDG) No.</u> 25G2068	<u>Client Project ID</u> 2507476	<u>Matrix</u> Water	<u>Collection Date/Time</u> July 30, 2025 12:15 pm	<u>Date Received</u> 07/31/2025
--	-------------------------------------	------------------------	---	------------------------------------

Total Kjeldahl Nitrogen

Log-in Notes:

Sample Notes:

Sample Prepared by Method: Analysis Prep for SAA

CAS No.	Parameter	Result	Flag	Units	Reported to LOQ	Dilution	Reference Method	Date/Time Prepared	Date/Time Analyzed	Analyst
	Total Kjeldahl Nitrogen	3.27		mg/L	0.400	5	SM 4500-N Org D	08/04/2025 15:32	08/05/2025 08:15	TCD
Certifications: NELAC-NY10854,CTDOH-PH-0723,NJDEP-CT005,PADEP-68-04										

Total Nitrogen (TN)

Log-in Notes:

Sample Notes:

Sample Prepared by Method: Analysis Prep for SAA

CAS No.	Parameter	Result	Flag	Units	Reported to LOQ	Dilution	Reference Method	Date/Time Prepared	Date/Time Analyzed	Analyst
	* Total Nitrogen	17.2		mg/L	0.0500	1	SM 4500-N B	08/06/2025 16:26	08/06/2025 16:28	AD
Certifications:										

Total Organic Nitrogen(TON)

Log-in Notes:

Sample Notes:

Sample Prepared by Method: Analysis Prep for SAA

CAS No.	Parameter	Result	Flag	Units	Reported to LOQ	Dilution	Reference Method	Date/Time Prepared	Date/Time Analyzed	Analyst
TON	* Total Organic Nitrogen	0.950		mg/L	0.100	1	SM 4500-N	08/06/2025 16:26	08/06/2025 16:28	AD
Certifications:										

Sample Information

Client Sample ID: Monitoring Well #DG 1.5 C

York Sample ID: 25G2068-03

<u>York Project (SDG) No.</u> 25G2068	<u>Client Project ID</u> 2507476	<u>Matrix</u> Water	<u>Collection Date/Time</u> July 30, 2025 12:37 pm	<u>Date Received</u> 07/31/2025
--	-------------------------------------	------------------------	---	------------------------------------

Nitrate as N

Log-in Notes:

Sample Notes:

Sample Prepared by Method: EPA 300

CAS No.	Parameter	Result	Flag	Units	Reported to LOQ	Dilution	Reference Method	Date/Time Prepared	Date/Time Analyzed	Analyst
14797-55-8	Nitrate as N	22.2		mg/L	0.250	5	EPA 300.0	08/01/2025 09:28	08/01/2025 09:28	DNP
Certifications: NELAC-NY10854,CTDOH-PH-0723,NJDEP-CT005,PADEP-68-04										

Nitrite as N

Log-in Notes:

Sample Notes:

Sample Prepared by Method: EPA 300

CAS No.	Parameter	Result	Flag	Units	Reported to LOQ	Dilution	Reference Method	Date/Time Prepared	Date/Time Analyzed	Analyst
14797-65-0	Nitrite as N	ND		mg/L	0.0500	1	EPA 300.0	07/31/2025 22:36	07/31/2025 22:36	DNP
Certifications: NELAC-NY10854,CTDOH-PH-0723,PADEP-68-04440										

Ammonia Nitrogen as N

Log-in Notes:

Sample Notes:

Sample Prepared by Method: Analysis Preparation

CAS No.	Parameter	Result	Flag	Units	Reported to LOQ	Dilution	Reference Method	Date/Time Prepared	Date/Time Analyzed	Analyst
---------	-----------	--------	------	-------	-----------------	----------	------------------	--------------------	--------------------	---------



Sample Information

Client Sample ID: Monitoring Well #DG 1.5 C

York Sample ID: 25G2068-03

<u>York Project (SDG) No.</u> 25G2068	<u>Client Project ID</u> 2507476	<u>Matrix</u> Water	<u>Collection Date/Time</u> July 30, 2025 12:37 pm	<u>Date Received</u> 07/31/2025
--	-------------------------------------	------------------------	---	------------------------------------

Ammonia Nitrogen as N

Log-in Notes:

Sample Notes:

Sample Prepared by Method: Analysis Preparation

CAS No.	Parameter	Result	Flag	Units	Reported to LOQ	Dilution	Reference Method	Date/Time Prepared	Date/Time Analyzed	Analyst
7664-41-7	Ammonia Nitrogen as N	5.92		mg/L	0.0500	1	SM 4500-NH3 D	08/01/2025 10:51	08/01/2025 10:51	TCD
Certifications: NELAC-NY10854,CTDOH-PH-0723,NJDEP-CT005,PADEP-68-04										

Biochemical Oxygen Demand (BOD) 5-Day

Log-in Notes:

Sample Notes:

Sample Prepared by Method: Analysis Preparation

CAS No.	Parameter	Result	Flag	Units	Reported to LOQ	Dilution	Reference Method	Date/Time Prepared	Date/Time Analyzed	Analyst
BOD	Biochemical Oxygen Demand (BOD) (5-Day)	ND		mg/L	2.3	2.26	SM 5210 B-2016	08/01/2025 08:20	08/06/2025 12:58	STW
Certifications: CTDOH-PH-0723,NELAC-NY10854,NJDEP-CT005,PADEP-68-04										

Total Kjeldahl Nitrogen

Log-in Notes:

Sample Notes:

Sample Prepared by Method: Analysis Prep for SAA

CAS No.	Parameter	Result	Flag	Units	Reported to LOQ	Dilution	Reference Method	Date/Time Prepared	Date/Time Analyzed	Analyst
	Total Kjeldahl Nitrogen	6.30		mg/L	0.400	5	SM 4500-N Org D	08/04/2025 15:32	08/05/2025 08:15	TCD
Certifications: NELAC-NY10854,CTDOH-PH-0723,NJDEP-CT005,PADEP-68-04										

Total Nitrogen (TN)

Log-in Notes:

Sample Notes:

Sample Prepared by Method: Analysis Prep for SAA

CAS No.	Parameter	Result	Flag	Units	Reported to LOQ	Dilution	Reference Method	Date/Time Prepared	Date/Time Analyzed	Analyst
	* Total Nitrogen	28.5		mg/L	0.0500	1	SM 4500-N B	08/06/2025 16:26	08/06/2025 16:28	AD
Certifications:										

Total Organic Nitrogen(TON)

Log-in Notes:

Sample Notes:

Sample Prepared by Method: Analysis Prep for SAA

CAS No.	Parameter	Result	Flag	Units	Reported to LOQ	Dilution	Reference Method	Date/Time Prepared	Date/Time Analyzed	Analyst
TON	* Total Organic Nitrogen	0.380		mg/L	0.100	1	SM 4500-N	08/06/2025 16:26	08/06/2025 16:28	AD
Certifications:										

Sample Information

Client Sample ID: Monitoring Well #Waste Water

York Sample ID: 25G2068-04

<u>York Project (SDG) No.</u> 25G2068	<u>Client Project ID</u> 2507476	<u>Matrix</u> Water	<u>Collection Date/Time</u> July 30, 2025 12:55 pm	<u>Date Received</u> 07/31/2025
--	-------------------------------------	------------------------	---	------------------------------------

Nitrate as N

Log-in Notes:

Sample Notes:

Sample Prepared by Method: EPA 300

CAS No.	Parameter	Result	Flag	Units	Reported to LOQ	Dilution	Reference Method	Date/Time Prepared	Date/Time Analyzed	Analyst
---------	-----------	--------	------	-------	-----------------	----------	------------------	--------------------	--------------------	---------



Sample Information

Client Sample ID: Monitoring Well #Waste Water

York Sample ID: 25G2068-04

<u>York Project (SDG) No.</u> 25G2068	<u>Client Project ID</u> 2507476	<u>Matrix</u> Water	<u>Collection Date/Time</u> July 30, 2025 12:55 pm	<u>Date Received</u> 07/31/2025
--	-------------------------------------	------------------------	---	------------------------------------

Nitrate as N

Log-in Notes:

Sample Notes:

Sample Prepared by Method: EPA 300

CAS No.	Parameter	Result	Flag	Units	Reported to LOQ	Dilution	Reference Method	Date/Time Prepared	Date/Time Analyzed	Analyst
14797-55-8	Nitrate as N	ND		mg/L	0.0500	1	EPA 300.0 Certifications: NELAC-NY10854,CTDOH-PH-0723,NJDEP-CT005,PADEP-68-044	07/31/2025 22:57	07/31/2025 22:57	DNP

Nitrite as N

Log-in Notes:

Sample Notes:

Sample Prepared by Method: EPA 300

CAS No.	Parameter	Result	Flag	Units	Reported to LOQ	Dilution	Reference Method	Date/Time Prepared	Date/Time Analyzed	Analyst
14797-65-0	Nitrite as N	ND		mg/L	0.0500	1	EPA 300.0 Certifications: NELAC-NY10854,CTDOH-PH-0723,PADEP-68-04440	07/31/2025 22:57	07/31/2025 22:57	DNP

Ammonia Nitrogen as N

Log-in Notes:

Sample Notes:

Sample Prepared by Method: Analysis Preparation

CAS No.	Parameter	Result	Flag	Units	Reported to LOQ	Dilution	Reference Method	Date/Time Prepared	Date/Time Analyzed	Analyst
7664-41-7	Ammonia Nitrogen as N	23.7		mg/L	0.0500	1	SM 4500-NH3 D Certifications: NELAC-NY10854,CTDOH-PH-0723,NJDEP-CT005,PADEP-68-044	08/01/2025 10:51	08/01/2025 10:51	TCD

Biochemical Oxygen Demand (BOD) 5-Day

Log-in Notes:

Sample Notes:

Sample Prepared by Method: Analysis Preparation

CAS No.	Parameter	Result	Flag	Units	Reported to LOQ	Dilution	Reference Method	Date/Time Prepared	Date/Time Analyzed	Analyst
BOD	Biochemical Oxygen Demand (BOD) (5-Day)	400		mg/L	110	113	SM 5210 B-2016 Certifications: CTDOH-PH-0723,NELAC-NY10854,NJDEP-CT005,PADEP-68-044	08/01/2025 08:20	08/06/2025 12:58	STW

Total Kjeldahl Nitrogen

Log-in Notes:

Sample Notes:

Sample Prepared by Method: Analysis Prep for SAA

CAS No.	Parameter	Result	Flag	Units	Reported to LOQ	Dilution	Reference Method	Date/Time Prepared	Date/Time Analyzed	Analyst
	Total Kjeldahl Nitrogen	25.8		mg/L	0.400	5	SM 4500-N Org D Certifications: NELAC-NY10854,CTDOH-PH-0723,NJDEP-CT005,PADEP-68-044	08/04/2025 15:32	08/05/2025 08:15	TCD

Total Nitrogen (TN)

Log-in Notes:

Sample Notes:

Sample Prepared by Method: Analysis Prep for SAA

CAS No.	Parameter	Result	Flag	Units	Reported to LOQ	Dilution	Reference Method	Date/Time Prepared	Date/Time Analyzed	Analyst
	* Total Nitrogen	25.8		mg/L	0.0500	1	SM 4500-N B Certifications:	08/06/2025 16:26	08/06/2025 16:28	AD

Total Organic Nitrogen(TON)

Log-in Notes:

Sample Notes:

Sample Prepared by Method: Analysis Prep for SAA

CAS No.	Parameter	Result	Flag	Units	Reported to LOQ	Dilution	Reference Method	Date/Time Prepared	Date/Time Analyzed	Analyst
TON	* Total Organic Nitrogen	2.10		mg/L	0.100	1	SM 4500-N Certifications:	08/06/2025 16:26	08/06/2025 16:28	AD



Sample Information

Client Sample ID: Monitoring Well #Waste Water

York Sample ID: 25G2068-04

<u>York Project (SDG) No.</u> 25G2068	<u>Client Project ID</u> 2507476	<u>Matrix</u> Water	<u>Collection Date/Time</u> July 30, 2025 12:55 pm	<u>Date Received</u> 07/31/2025
--	-------------------------------------	------------------------	---	------------------------------------

Sample Information

Client Sample ID: Monitoring Well #DF 1

York Sample ID: 25G2068-05

<u>York Project (SDG) No.</u> 25G2068	<u>Client Project ID</u> 2507476	<u>Matrix</u> Water	<u>Collection Date/Time</u> July 30, 2025 1:25 pm	<u>Date Received</u> 07/31/2025
--	-------------------------------------	------------------------	--	------------------------------------

Nitrate as N

Log-in Notes:

Sample Notes:

Sample Prepared by Method: EPA 300

CAS No.	Parameter	Result	Flag	Units	Reported to LOQ	Dilution	Reference Method	Date/Time Prepared	Date/Time Analyzed	Analyst
14797-55-8	Nitrate as N	ND		mg/L	0.0500	1	EPA 300.0 Certifications: NELAC-NY10854,CTDOH-PH-0723,NJDEP-CT005,PADEP-68-044	07/31/2025 23:39	07/31/2025 23:39	DNP

Nitrite as N

Log-in Notes:

Sample Notes:

Sample Prepared by Method: EPA 300

CAS No.	Parameter	Result	Flag	Units	Reported to LOQ	Dilution	Reference Method	Date/Time Prepared	Date/Time Analyzed	Analyst
14797-65-0	Nitrite as N	0.0642		mg/L	0.0500	1	EPA 300.0 Certifications: NELAC-NY10854,CTDOH-PH-0723,PADEP-68-04440	07/31/2025 23:39	07/31/2025 23:39	DNP

Ammonia Nitrogen as N

Log-in Notes:

Sample Notes:

Sample Prepared by Method: Analysis Preparation

CAS No.	Parameter	Result	Flag	Units	Reported to LOQ	Dilution	Reference Method	Date/Time Prepared	Date/Time Analyzed	Analyst
7664-41-7	Ammonia Nitrogen as N	22.8		mg/L	0.0500	1	SM 4500-NH3 D Certifications: NELAC-NY10854,CTDOH-PH-0723,NJDEP-CT005,PADEP-68-04	08/01/2025 10:51	08/01/2025 10:51	TCD

Biochemical Oxygen Demand (BOD) 5-Day

Log-in Notes:

Sample Notes:

Sample Prepared by Method: Analysis Preparation

CAS No.	Parameter	Result	Flag	Units	Reported to LOQ	Dilution	Reference Method	Date/Time Prepared	Date/Time Analyzed	Analyst
BOD	Biochemical Oxygen Demand (BOD) (5-Day)	52		mg/L	34	33.9	SM 5210 B-2016 Certifications: CTDOH-PH-0723,NELAC-NY10854,NJDEP-CT005,PADEP-68-04	08/01/2025 08:20	08/06/2025 12:58	STW

Total Kjeldahl Nitrogen

Log-in Notes:

Sample Notes:

Sample Prepared by Method: Analysis Prep for SAA

CAS No.	Parameter	Result	Flag	Units	Reported to LOQ	Dilution	Reference Method	Date/Time Prepared	Date/Time Analyzed	Analyst
	Total Kjeldahl Nitrogen	25.3		mg/L	0.400	5	SM 4500-N Org D Certifications: NELAC-NY10854,CTDOH-PH-0723,NJDEP-CT005,PADEP-68-04	08/04/2025 15:32	08/05/2025 08:15	TCD

Total Nitrogen (TN)

Log-in Notes:

Sample Notes:

Sample Prepared by Method: Analysis Prep for SAA

CAS No.	Parameter	Result	Flag	Units	Reported to LOQ	Dilution	Reference Method	Date/Time Prepared	Date/Time Analyzed	Analyst
---------	-----------	--------	------	-------	-----------------	----------	------------------	--------------------	--------------------	---------



Sample Information

Client Sample ID: Monitoring Well #DF 1

York Sample ID: 25G2068-05

<u>York Project (SDG) No.</u> 25G2068	<u>Client Project ID</u> 2507476	<u>Matrix</u> Water	<u>Collection Date/Time</u> July 30, 2025 1:25 pm	<u>Date Received</u> 07/31/2025
--	-------------------------------------	------------------------	--	------------------------------------

Total Nitrogen (TN)

Log-in Notes:

Sample Notes:

Sample Prepared by Method: Analysis Prep for SAA

CAS No.	Parameter	Result	Flag	Units	Reported to LOQ	Dilution	Reference Method	Date/Time Prepared	Date/Time Analyzed	Analyst
* Total Nitrogen		25.4		mg/L	0.0500	1	SM 4500-N B	08/06/2025 16:26	08/06/2025 16:28	AD

Certifications:

Total Organic Nitrogen(TON)

Log-in Notes:

Sample Notes:

Sample Prepared by Method: Analysis Prep for SAA

CAS No.	Parameter	Result	Flag	Units	Reported to LOQ	Dilution	Reference Method	Date/Time Prepared	Date/Time Analyzed	Analyst
TON * Total Organic Nitrogen		2.50		mg/L	0.100	1	SM 4500-N	08/06/2025 16:26	08/06/2025 16:28	AD

Certifications:

Sample Information

Client Sample ID: Monitoring Well #DF 2

York Sample ID: 25G2068-06

<u>York Project (SDG) No.</u> 25G2068	<u>Client Project ID</u> 2507476	<u>Matrix</u> Water	<u>Collection Date/Time</u> July 30, 2025 2:09 pm	<u>Date Received</u> 07/31/2025
--	-------------------------------------	------------------------	--	------------------------------------

Nitrate as N

Log-in Notes:

Sample Notes:

Sample Prepared by Method: EPA 300

CAS No.	Parameter	Result	Flag	Units	Reported to LOQ	Dilution	Reference Method	Date/Time Prepared	Date/Time Analyzed	Analyst
14797-55-8	Nitrate as N	8.59		mg/L	0.250	5	EPA 300.0	08/01/2025 09:37	08/01/2025 09:37	DNP

Certifications: NELAC-NY10854,CTDOH-PH-0723,NJDEP-CT005,PADEP-68-04

Nitrite as N

Log-in Notes:

Sample Notes:

Sample Prepared by Method: EPA 300

CAS No.	Parameter	Result	Flag	Units	Reported to LOQ	Dilution	Reference Method	Date/Time Prepared	Date/Time Analyzed	Analyst
14797-65-0	Nitrite as N	ND		mg/L	0.0500	1	EPA 300.0	07/31/2025 23:49	07/31/2025 23:49	DNP

Certifications: NELAC-NY10854,CTDOH-PH-0723,PADEP-68-04440

Ammonia Nitrogen as N

Log-in Notes:

Sample Notes:

Sample Prepared by Method: Analysis Preparation

CAS No.	Parameter	Result	Flag	Units	Reported to LOQ	Dilution	Reference Method	Date/Time Prepared	Date/Time Analyzed	Analyst
7664-41-7	Ammonia Nitrogen as N	0.103		mg/L	0.0500	1	SM 4500-NH3 D	08/01/2025 10:51	08/01/2025 10:51	TCD

Certifications: NELAC-NY10854,CTDOH-PH-0723,NJDEP-CT005,PADEP-68-04

Biochemical Oxygen Demand (BOD) 5-Day

Log-in Notes:

Sample Notes:

Sample Prepared by Method: Analysis Preparation

CAS No.	Parameter	Result	Flag	Units	Reported to LOQ	Dilution	Reference Method	Date/Time Prepared	Date/Time Analyzed	Analyst
---------	-----------	--------	------	-------	-----------------	----------	------------------	--------------------	--------------------	---------



Sample Information

Client Sample ID: Monitoring Well #DF 2

York Sample ID: 25G2068-06

<u>York Project (SDG) No.</u> 25G2068	<u>Client Project ID</u> 2507476	<u>Matrix</u> Water	<u>Collection Date/Time</u> July 30, 2025 2:09 pm	<u>Date Received</u> 07/31/2025
--	-------------------------------------	------------------------	--	------------------------------------

Biochemical Oxygen Demand (BOD) 5-Day

Log-in Notes:

Sample Notes:

Sample Prepared by Method: Analysis Preparation

CAS No.	Parameter	Result	Flag	Units	Reported to LOQ	Dilution	Reference Method	Date/Time Prepared	Date/Time Analyzed	Analyst
BOD	Biochemical Oxygen Demand (BOD) (5-Day)	4.0		mg/L	3.4	3.39	SM 5210 B-2016	08/01/2025 08:20	08/06/2025 12:58	STW
							Certifications:	CTDOH-PH-0723,NELAC-NY10854,NJDEP-CT005,PADEP-68-04		

Total Kjeldahl Nitrogen

Log-in Notes:

Sample Notes:

Sample Prepared by Method: Analysis Prep for SAA

CAS No.	Parameter	Result	Flag	Units	Reported to LOQ	Dilution	Reference Method	Date/Time Prepared	Date/Time Analyzed	Analyst
	Total Kjeldahl Nitrogen	1.82		mg/L	0.400	5	SM 4500-N Org D	08/04/2025 15:32	08/05/2025 08:15	TCD
							Certifications:	NELAC-NY10854,CTDOH-PH-0723,NJDEP-CT005,PADEP-68-04		

Total Nitrogen (TN)

Log-in Notes:

Sample Notes:

Sample Prepared by Method: Analysis Prep for SAA

CAS No.	Parameter	Result	Flag	Units	Reported to LOQ	Dilution	Reference Method	Date/Time Prepared	Date/Time Analyzed	Analyst
	* Total Nitrogen	10.4		mg/L	0.0500	1	SM 4500-N B	08/06/2025 16:26	08/06/2025 16:28	AD
							Certifications:			

Total Organic Nitrogen(TON)

Log-in Notes:

Sample Notes:

Sample Prepared by Method: Analysis Prep for SAA

CAS No.	Parameter	Result	Flag	Units	Reported to LOQ	Dilution	Reference Method	Date/Time Prepared	Date/Time Analyzed	Analyst
TON	* Total Organic Nitrogen	1.72		mg/L	0.100	1	SM 4500-N	08/06/2025 16:26	08/06/2025 16:28	AD
							Certifications:			

Sample Information

Client Sample ID: Monitoring Well #DF 3

York Sample ID: 25G2068-07

<u>York Project (SDG) No.</u> 25G2068	<u>Client Project ID</u> 2507476	<u>Matrix</u> Water	<u>Collection Date/Time</u> July 30, 2025 2:30 pm	<u>Date Received</u> 07/31/2025
--	-------------------------------------	------------------------	--	------------------------------------

Nitrate as N

Log-in Notes:

Sample Notes:

Sample Prepared by Method: EPA 300

CAS No.	Parameter	Result	Flag	Units	Reported to LOQ	Dilution	Reference Method	Date/Time Prepared	Date/Time Analyzed	Analyst
14797-55-8	Nitrate as N	28.3		mg/L	0.250	5	EPA 300.0	08/01/2025 09:46	08/01/2025 09:46	DNP
							Certifications:	NELAC-NY10854,CTDOH-PH-0723,NJDEP-CT005,PADEP-68-04		

Nitrite as N

Log-in Notes:

Sample Notes:

Sample Prepared by Method: EPA 300

CAS No.	Parameter	Result	Flag	Units	Reported to LOQ	Dilution	Reference Method	Date/Time Prepared	Date/Time Analyzed	Analyst
---------	-----------	--------	------	-------	-----------------	----------	------------------	--------------------	--------------------	---------



Sample Information

Client Sample ID: Monitoring Well #DF 3

York Sample ID: 25G2068-07

York Project (SDG) No.

Client Project ID

Matrix

Collection Date/Time

Date Received

25G2068

2507476

Water

July 30, 2025 2:30 pm

07/31/2025

Nitrite as N

Log-in Notes:

Sample Notes:

Sample Prepared by Method: EPA 300

CAS No.	Parameter	Result	Flag	Units	Reported to LOQ	Dilution	Reference Method	Date/Time Prepared	Date/Time Analyzed	Analyst
14797-65-0	Nitrite as N	ND		mg/L	0.0500	1	EPA 300.0 Certifications: NELAC-NY10854,CTDOH-PH-0723,PADEP-68-04440	08/01/2025 00:33	08/01/2025 00:33	DNP

Ammonia Nitrogen as N

Log-in Notes:

Sample Notes:

Sample Prepared by Method: Analysis Preparation

CAS No.	Parameter	Result	Flag	Units	Reported to LOQ	Dilution	Reference Method	Date/Time Prepared	Date/Time Analyzed	Analyst
7664-41-7	Ammonia Nitrogen as N	0.935		mg/L	0.0500	1	SM 4500-NH3 D Certifications: NELAC-NY10854,CTDOH-PH-0723,NJDEP-CT005,PADEP-68-04	08/01/2025 10:51	08/01/2025 10:51	TCD

Biochemical Oxygen Demand (BOD) 5-Day

Log-in Notes:

Sample Notes:

Sample Prepared by Method: Analysis Preparation

CAS No.	Parameter	Result	Flag	Units	Reported to LOQ	Dilution	Reference Method	Date/Time Prepared	Date/Time Analyzed	Analyst
BOD	Biochemical Oxygen Demand (BOD) (5-Day)	ND		mg/L	3.4	3.39	SM 5210 B-2016 Certifications: CTDOH-PH-0723,NELAC-NY10854,NJDEP-CT005,PADEP-68-04	08/01/2025 08:20	08/06/2025 12:58	STW

Total Kjeldahl Nitrogen

Log-in Notes:

Sample Notes:

Sample Prepared by Method: Analysis Prep for SAA

CAS No.	Parameter	Result	Flag	Units	Reported to LOQ	Dilution	Reference Method	Date/Time Prepared	Date/Time Analyzed	Analyst
	Total Kjeldahl Nitrogen	3.10		mg/L	0.400	5	SM 4500-N Org D Certifications: NELAC-NY10854,CTDOH-PH-0723,NJDEP-CT005,PADEP-68-04	08/04/2025 15:32	08/05/2025 08:15	TCD

Total Nitrogen (TN)

Log-in Notes:

Sample Notes:

Sample Prepared by Method: Analysis Prep for SAA

CAS No.	Parameter	Result	Flag	Units	Reported to LOQ	Dilution	Reference Method	Date/Time Prepared	Date/Time Analyzed	Analyst
	* Total Nitrogen	31.4		mg/L	0.0500	1	SM 4500-N B Certifications:	08/06/2025 16:26	08/06/2025 16:28	AD

Total Organic Nitrogen(TON)

Log-in Notes:

Sample Notes:

Sample Prepared by Method: Analysis Prep for SAA

CAS No.	Parameter	Result	Flag	Units	Reported to LOQ	Dilution	Reference Method	Date/Time Prepared	Date/Time Analyzed	Analyst
TON	* Total Organic Nitrogen	2.16		mg/L	0.100	1	SM 4500-N Certifications:	08/06/2025 16:26	08/06/2025 16:28	AD



Sample Information

Client Sample ID: Monitoring Well #BG 1

York Sample ID: 25G2068-08

<u>York Project (SDG) No.</u> 25G2068	<u>Client Project ID</u> 2507476	<u>Matrix</u> Water	<u>Collection Date/Time</u> July 30, 2025 12:10 pm	<u>Date Received</u> 07/31/2025
--	-------------------------------------	------------------------	---	------------------------------------

Nitrate as N

Log-in Notes:

Sample Notes:

Sample Prepared by Method: EPA 300

CAS No.	Parameter	Result	Flag	Units	Reported to LOQ	Dilution	Reference Method	Date/Time Prepared	Date/Time Analyzed	Analyst
14797-55-8	Nitrate as N	27.5		mg/L	0.250	5	EPA 300.0	08/01/2025 01:16	08/01/2025 01:16	DNP
Certifications: NELAC-NY10854,CTDOH-PH-0723,NJDEP-CT005,PADEP-68-04										

Nitrite as N

Log-in Notes:

Sample Notes:

Sample Prepared by Method: EPA 300

CAS No.	Parameter	Result	Flag	Units	Reported to LOQ	Dilution	Reference Method	Date/Time Prepared	Date/Time Analyzed	Analyst
14797-65-0	Nitrite as N	ND		mg/L	0.0500	1	EPA 300.0	07/31/2025 21:43	07/31/2025 21:43	DNP
Certifications: NELAC-NY10854,CTDOH-PH-0723,PADEP-68-04440										

Ammonia Nitrogen as N

Log-in Notes:

Sample Notes:

Sample Prepared by Method: Analysis Preparation

CAS No.	Parameter	Result	Flag	Units	Reported to LOQ	Dilution	Reference Method	Date/Time Prepared	Date/Time Analyzed	Analyst
7664-41-7	Ammonia Nitrogen as N	0.122		mg/L	0.0500	1	SM 4500-NH3 D	08/01/2025 10:51	08/01/2025 10:51	TCD
Certifications: NELAC-NY10854,CTDOH-PH-0723,NJDEP-CT005,PADEP-68-04										

Biochemical Oxygen Demand (BOD) 5-Day

Log-in Notes:

Sample Notes:

Sample Prepared by Method: Analysis Preparation

CAS No.	Parameter	Result	Flag	Units	Reported to LOQ	Dilution	Reference Method	Date/Time Prepared	Date/Time Analyzed	Analyst
BOD	Biochemical Oxygen Demand (BOD) (5-Day)	ND		mg/L	2.3	2.26	SM 5210 B-2016	08/01/2025 08:20	08/06/2025 12:58	STW
Certifications: CTDOH-PH-0723,NELAC-NY10854,NJDEP-CT005,PADEP-68-044										

Total Kjeldahl Nitrogen

Log-in Notes:

Sample Notes:

Sample Prepared by Method: Analysis Prep for SAA

CAS No.	Parameter	Result	Flag	Units	Reported to LOQ	Dilution	Reference Method	Date/Time Prepared	Date/Time Analyzed	Analyst
	Total Kjeldahl Nitrogen	1.61		mg/L	0.400	5	SM 4500-N Org D	08/04/2025 15:32	08/05/2025 08:15	TCD
Certifications: NELAC-NY10854,CTDOH-PH-0723,NJDEP-CT005,PADEP-68-04										

Total Nitrogen (TN)

Log-in Notes:

Sample Notes:

Sample Prepared by Method: Analysis Prep for SAA

CAS No.	Parameter	Result	Flag	Units	Reported to LOQ	Dilution	Reference Method	Date/Time Prepared	Date/Time Analyzed	Analyst
	* Total Nitrogen	29.1		mg/L	0.0500	1	SM 4500-N B	08/06/2025 16:26	08/06/2025 16:28	AD
Certifications:										

Total Organic Nitrogen(TON)

Log-in Notes:

Sample Notes:

Sample Prepared by Method: Analysis Prep for SAA

CAS No.	Parameter	Result	Flag	Units	Reported to LOQ	Dilution	Reference Method	Date/Time Prepared	Date/Time Analyzed	Analyst
TON	* Total Organic Nitrogen	1.49		mg/L	0.100	1	SM 4500-N	08/06/2025 16:26	08/06/2025 16:28	AD
Certifications:										



Sample Information

Client Sample ID: Monitoring Well #BG 1

York Sample ID: 25G2068-08

<u>York Project (SDG) No.</u> 25G2068	<u>Client Project ID</u> 2507476	<u>Matrix</u> Water	<u>Collection Date/Time</u> July 30, 2025 12:10 pm	<u>Date Received</u> 07/31/2025
--	-------------------------------------	------------------------	---	------------------------------------

Sample Information

Client Sample ID: Monitoring Well #BG 2

York Sample ID: 25G2068-09

<u>York Project (SDG) No.</u> 25G2068	<u>Client Project ID</u> 2507476	<u>Matrix</u> Water	<u>Collection Date/Time</u> July 30, 2025 12:30 pm	<u>Date Received</u> 07/31/2025
--	-------------------------------------	------------------------	---	------------------------------------

Nitrate as N

Log-in Notes:

Sample Notes:

Sample Prepared by Method: EPA 300

CAS No.	Parameter	Result	Flag	Units	Reported to LOQ	Dilution	Reference Method	Date/Time Prepared	Date/Time Analyzed	Analyst
14797-55-8	Nitrate as N	6.92		mg/L	0.0500	1	EPA 300.0	07/31/2025 22:26	07/31/2025 22:26	DNP
							Certifications:	NELAC-NY10854,CTDOH-PH-0723,NJDEP-CT005,PADEP-68-04		

Nitrite as N

Log-in Notes:

Sample Notes:

Sample Prepared by Method: EPA 300

CAS No.	Parameter	Result	Flag	Units	Reported to LOQ	Dilution	Reference Method	Date/Time Prepared	Date/Time Analyzed	Analyst
14797-65-0	Nitrite as N	ND		mg/L	0.0500	1	EPA 300.0	07/31/2025 22:26	07/31/2025 22:26	DNP
							Certifications:	NELAC-NY10854,CTDOH-PH-0723,PADEP-68-04440		

Ammonia Nitrogen as N

Log-in Notes:

Sample Notes:

Sample Prepared by Method: Analysis Preparation

CAS No.	Parameter	Result	Flag	Units	Reported to LOQ	Dilution	Reference Method	Date/Time Prepared	Date/Time Analyzed	Analyst
7664-41-7	Ammonia Nitrogen as N	0.422		mg/L	0.0500	1	SM 4500-NH3 D	08/01/2025 10:51	08/01/2025 10:51	TCD
							Certifications:	NELAC-NY10854,CTDOH-PH-0723,NJDEP-CT005,PADEP-68-04		

Biochemical Oxygen Demand (BOD) 5-Day

Log-in Notes:

Sample Notes:

Sample Prepared by Method: Analysis Preparation

CAS No.	Parameter	Result	Flag	Units	Reported to LOQ	Dilution	Reference Method	Date/Time Prepared	Date/Time Analyzed	Analyst
BOD	Biochemical Oxygen Demand (BOD) (5-Day)	4.0		mg/L	3.4	3.39	SM 5210 B-2016	08/01/2025 08:20	08/06/2025 12:58	STW
							Certifications:	CTDOH-PH-0723,NELAC-NY10854,NJDEP-CT005,PADEP-68-04		

Total Kjeldahl Nitrogen

Log-in Notes:

Sample Notes:

Sample Prepared by Method: Analysis Prep for SAA

CAS No.	Parameter	Result	Flag	Units	Reported to LOQ	Dilution	Reference Method	Date/Time Prepared	Date/Time Analyzed	Analyst
	Total Kjeldahl Nitrogen	1.60		mg/L	0.400	5	SM 4500-N Org D	08/04/2025 15:32	08/05/2025 08:15	TCD
							Certifications:	NELAC-NY10854,CTDOH-PH-0723,NJDEP-CT005,PADEP-68-04		

Total Nitrogen (TN)

Log-in Notes:

Sample Notes:

Sample Prepared by Method: Analysis Prep for SAA

CAS No.	Parameter	Result	Flag	Units	Reported to LOQ	Dilution	Reference Method	Date/Time Prepared	Date/Time Analyzed	Analyst
---------	-----------	--------	------	-------	-----------------	----------	------------------	--------------------	--------------------	---------



Sample Information

Client Sample ID: Monitoring Well #BG 2

York Sample ID: 25G2068-09

<u>York Project (SDG) No.</u> 25G2068	<u>Client Project ID</u> 2507476	<u>Matrix</u> Water	<u>Collection Date/Time</u> July 30, 2025 12:30 pm	<u>Date Received</u> 07/31/2025
--	-------------------------------------	------------------------	---	------------------------------------

Total Nitrogen (TN)

Log-in Notes:

Sample Notes:

Sample Prepared by Method: Analysis Prep for SAA

CAS No.	Parameter	Result	Flag	Units	Reported to LOQ	Dilution	Reference Method	Date/Time Prepared	Date/Time Analyzed	Analyst
* Total Nitrogen		8.52		mg/L	0.0500	1	SM 4500-N B	08/06/2025 16:26	08/06/2025 16:28	AD

Certifications:

Total Organic Nitrogen(TON)

Log-in Notes:

Sample Notes:

Sample Prepared by Method: Analysis Prep for SAA

CAS No.	Parameter	Result	Flag	Units	Reported to LOQ	Dilution	Reference Method	Date/Time Prepared	Date/Time Analyzed	Analyst
TON * Total Organic Nitrogen		1.18		mg/L	0.100	1	SM 4500-N	08/06/2025 16:26	08/06/2025 16:28	AD

Certifications:

Sample Information

Client Sample ID: Monitoring Well #DG 0.5

York Sample ID: 25G2068-10

<u>York Project (SDG) No.</u> 25G2068	<u>Client Project ID</u> 2507476	<u>Matrix</u> Water	<u>Collection Date/Time</u> July 30, 2025 12:47 pm	<u>Date Received</u> 07/31/2025
--	-------------------------------------	------------------------	---	------------------------------------

Nitrate as N

Log-in Notes:

Sample Notes:

Sample Prepared by Method: EPA 300

CAS No.	Parameter	Result	Flag	Units	Reported to LOQ	Dilution	Reference Method	Date/Time Prepared	Date/Time Analyzed	Analyst
14797-55-8	Nitrate as N	3.22		mg/L	0.0500	1	EPA 300.0	07/31/2025 22:47	07/31/2025 22:47	DNP

Certifications: NELAC-NY10854,CTDOH-PH-0723,NJDEP-CT005,PADEP-68-04

Nitrite as N

Log-in Notes:

Sample Notes:

Sample Prepared by Method: EPA 300

CAS No.	Parameter	Result	Flag	Units	Reported to LOQ	Dilution	Reference Method	Date/Time Prepared	Date/Time Analyzed	Analyst
14797-65-0	Nitrite as N	ND		mg/L	0.0500	1	EPA 300.0	07/31/2025 22:47	07/31/2025 22:47	DNP

Certifications: NELAC-NY10854,CTDOH-PH-0723,PADEP-68-04440

Ammonia Nitrogen as N

Log-in Notes:

Sample Notes:

Sample Prepared by Method: Analysis Preparation

CAS No.	Parameter	Result	Flag	Units	Reported to LOQ	Dilution	Reference Method	Date/Time Prepared	Date/Time Analyzed	Analyst
7664-41-7	Ammonia Nitrogen as N	ND		mg/L	0.0500	1	SM 4500-NH3 D	08/04/2025 10:19	08/04/2025 10:19	TCD

Certifications: NELAC-NY10854,CTDOH-PH-0723,NJDEP-CT005,PADEP-68-044

Biochemical Oxygen Demand (BOD) 5-Day

Log-in Notes:

Sample Notes:

Sample Prepared by Method: Analysis Preparation

CAS No.	Parameter	Result	Flag	Units	Reported to LOQ	Dilution	Reference Method	Date/Time Prepared	Date/Time Analyzed	Analyst
---------	-----------	--------	------	-------	-----------------	----------	------------------	--------------------	--------------------	---------



Sample Information

Client Sample ID: Monitoring Well #DG 0.5

York Sample ID: 25G2068-10

York Project (SDG) No. 25G2068	Client Project ID 2507476	Matrix Water	Collection Date/Time July 30, 2025 12:47 pm	Date Received 07/31/2025
-----------------------------------	------------------------------	-----------------	--	-----------------------------

Biochemical Oxygen Demand (BOD) 5-Day

Log-in Notes:

Sample Notes:

Sample Prepared by Method: Analysis Preparation

CAS No.	Parameter	Result	Flag	Units	Reported to LOQ	Dilution	Reference Method	Date/Time Prepared	Date/Time Analyzed	Analyst
BOD	Biochemical Oxygen Demand (BOD) (5-Day)	ND		mg/L	6.8	6.78	SM 5210 B-2016 Certifications: CTDOH-PH-0723,NELAC-NY10854,NJDEP-CT005,PADEP-68-04	08/01/2025 08:20	08/06/2025 12:58	STW

Total Kjeldahl Nitrogen

Log-in Notes:

Sample Notes:

Sample Prepared by Method: Analysis Prep for SAA

CAS No.	Parameter	Result	Flag	Units	Reported to LOQ	Dilution	Reference Method	Date/Time Prepared	Date/Time Analyzed	Analyst
	Total Kjeldahl Nitrogen	0.885		mg/L	0.400	5	SM 4500-N Org D Certifications: NELAC-NY10854,CTDOH-PH-0723,NJDEP-CT005,PADEP-68-04	08/04/2025 15:32	08/05/2025 08:15	TCD

Total Nitrogen (TN)

Log-in Notes:

Sample Notes:

Sample Prepared by Method: Analysis Prep for SAA

CAS No.	Parameter	Result	Flag	Units	Reported to LOQ	Dilution	Reference Method	Date/Time Prepared	Date/Time Analyzed	Analyst
	* Total Nitrogen	4.10		mg/L	0.0500	1	SM 4500-N B Certifications:	08/06/2025 16:26	08/06/2025 16:28	AD

Total Organic Nitrogen(TON)

Log-in Notes:

Sample Notes:

Sample Prepared by Method: Analysis Prep for SAA

CAS No.	Parameter	Result	Flag	Units	Reported to LOQ	Dilution	Reference Method	Date/Time Prepared	Date/Time Analyzed	Analyst
TON	* Total Organic Nitrogen	0.885		mg/L	0.100	1	SM 4500-N Certifications:	08/06/2025 16:26	08/06/2025 16:28	AD

Sample Information

Client Sample ID: Monitoring Well #DG 1

York Sample ID: 25G2068-11

York Project (SDG) No. 25G2068	Client Project ID 2507476	Matrix Water	Collection Date/Time July 30, 2025 1:19 pm	Date Received 07/31/2025
-----------------------------------	------------------------------	-----------------	---	-----------------------------

Nitrate as N

Log-in Notes:

Sample Notes:

Sample Prepared by Method: EPA 300

CAS No.	Parameter	Result	Flag	Units	Reported to LOQ	Dilution	Reference Method	Date/Time Prepared	Date/Time Analyzed	Analyst
14797-55-8	Nitrate as N	2.00		mg/L	0.0500	1	EPA 300.0 Certifications: NELAC-NY10854,CTDOH-PH-0723,NJDEP-CT005,PADEP-68-04	07/31/2025 23:28	07/31/2025 23:28	DNP

Nitrite as N

Log-in Notes:

Sample Notes:

Sample Prepared by Method: EPA 300

CAS No.	Parameter	Result	Flag	Units	Reported to LOQ	Dilution	Reference Method	Date/Time Prepared	Date/Time Analyzed	Analyst
---------	-----------	--------	------	-------	-----------------	----------	------------------	--------------------	--------------------	---------



Sample Information

Client Sample ID: Monitoring Well #DG 1

York Sample ID: 25G2068-11

<u>York Project (SDG) No.</u> 25G2068	<u>Client Project ID</u> 2507476	<u>Matrix</u> Water	<u>Collection Date/Time</u> July 30, 2025 1:19 pm	<u>Date Received</u> 07/31/2025
--	-------------------------------------	------------------------	--	------------------------------------

Nitrite as N

Log-in Notes:

Sample Notes:

Sample Prepared by Method: EPA 300

CAS No.	Parameter	Result	Flag	Units	Reported to LOQ	Dilution	Reference Method	Date/Time Prepared	Date/Time Analyzed	Analyst
14797-65-0	Nitrite as N	ND		mg/L	0.0500	1	EPA 300.0 Certifications: NELAC-NY10854,CTDOH-PH-0723,PADEP-68-04440	07/31/2025 23:28	07/31/2025 23:28	DNP

Ammonia Nitrogen as N

Log-in Notes:

Sample Notes:

Sample Prepared by Method: Analysis Preparation

CAS No.	Parameter	Result	Flag	Units	Reported to LOQ	Dilution	Reference Method	Date/Time Prepared	Date/Time Analyzed	Analyst
7664-41-7	Ammonia Nitrogen as N	0.103		mg/L	0.0500	1	SM 4500-NH3 D Certifications: NELAC-NY10854,CTDOH-PH-0723,NJDEP-CT005,PADEP-68-04	08/04/2025 10:19	08/04/2025 10:19	TCD

Biochemical Oxygen Demand (BOD) 5-Day

Log-in Notes:

Sample Notes:

Sample Prepared by Method: Analysis Preparation

CAS No.	Parameter	Result	Flag	Units	Reported to LOQ	Dilution	Reference Method	Date/Time Prepared	Date/Time Analyzed	Analyst
BOD	Biochemical Oxygen Demand (BOD) (5-Day)	ND		mg/L	11	11.3	SM 5210 B-2016 Certifications: CTDOH-PH-0723,NELAC-NY10854,NJDEP-CT005,PADEP-68-04	08/01/2025 08:20	08/06/2025 12:58	STW

Total Kjeldahl Nitrogen

Log-in Notes:

Sample Notes:

Sample Prepared by Method: Analysis Prep for SAA

CAS No.	Parameter	Result	Flag	Units	Reported to LOQ	Dilution	Reference Method	Date/Time Prepared	Date/Time Analyzed	Analyst
	Total Kjeldahl Nitrogen	1.38		mg/L	0.400	5	SM 4500-N Org D Certifications: NELAC-NY10854,CTDOH-PH-0723,NJDEP-CT005,PADEP-68-04	08/04/2025 15:32	08/05/2025 08:15	TCD

Total Nitrogen (TN)

Log-in Notes:

Sample Notes:

Sample Prepared by Method: Analysis Prep for SAA

CAS No.	Parameter	Result	Flag	Units	Reported to LOQ	Dilution	Reference Method	Date/Time Prepared	Date/Time Analyzed	Analyst
	* Total Nitrogen	3.38		mg/L	0.0500	1	SM 4500-N B Certifications:	08/06/2025 16:26	08/06/2025 16:28	AD

Total Organic Nitrogen(TON)

Log-in Notes:

Sample Notes:

Sample Prepared by Method: Analysis Prep for SAA

CAS No.	Parameter	Result	Flag	Units	Reported to LOQ	Dilution	Reference Method	Date/Time Prepared	Date/Time Analyzed	Analyst
TON	* Total Organic Nitrogen	1.28		mg/L	0.100	1	SM 4500-N Certifications:	08/06/2025 16:26	08/06/2025 16:28	AD



Sample Information

Client Sample ID: Monitoring Well #DG 1.5

York Sample ID: 25G2068-12

<u>York Project (SDG) No.</u> 25G2068	<u>Client Project ID</u> 2507476	<u>Matrix</u> Water	<u>Collection Date/Time</u> July 30, 2025 2:20 pm	<u>Date Received</u> 07/31/2025
--	-------------------------------------	------------------------	--	------------------------------------

Nitrate as N

Log-in Notes:

Sample Notes:

Sample Prepared by Method: EPA 300

CAS No.	Parameter	Result	Flag	Units	Reported to LOQ	Dilution	Reference Method	Date/Time Prepared	Date/Time Analyzed	Analyst
14797-55-8	Nitrate as N	0.746		mg/L	0.0500	1	EPA 300.0	08/01/2025 00:22	08/01/2025 00:22	DNP
							Certifications:	NELAC-NY10854,CTDOH-PH-0723,NJDEP-CT005,PADEP-68-04		

Nitrite as N

Log-in Notes:

Sample Notes:

Sample Prepared by Method: EPA 300

CAS No.	Parameter	Result	Flag	Units	Reported to LOQ	Dilution	Reference Method	Date/Time Prepared	Date/Time Analyzed	Analyst
14797-65-0	Nitrite as N	ND		mg/L	0.0500	1	EPA 300.0	08/01/2025 00:22	08/01/2025 00:22	DNP
							Certifications:	NELAC-NY10854,CTDOH-PH-0723,PADEP-68-04440		

Ammonia Nitrogen as N

Log-in Notes:

Sample Notes:

Sample Prepared by Method: Analysis Preparation

CAS No.	Parameter	Result	Flag	Units	Reported to LOQ	Dilution	Reference Method	Date/Time Prepared	Date/Time Analyzed	Analyst
7664-41-7	Ammonia Nitrogen as N	2.28		mg/L	0.0500	1	SM 4500-NH3 D	08/04/2025 10:19	08/04/2025 10:19	TCD
							Certifications:	NELAC-NY10854,CTDOH-PH-0723,NJDEP-CT005,PADEP-68-04		

Biochemical Oxygen Demand (BOD) 5-Day

Log-in Notes:

Sample Notes:

Sample Prepared by Method: Analysis Preparation

CAS No.	Parameter	Result	Flag	Units	Reported to LOQ	Dilution	Reference Method	Date/Time Prepared	Date/Time Analyzed	Analyst
BOD	Biochemical Oxygen Demand (BOD) (5-Day)	ND		mg/L	11	11.3	SM 5210 B-2016	08/01/2025 08:20	08/06/2025 12:58	STW
							Certifications:	CTDOH-PH-0723,NELAC-NY10854,NJDEP-CT005,PADEP-68-044		

Total Kjeldahl Nitrogen

Log-in Notes:

Sample Notes:

Sample Prepared by Method: Analysis Prep for SAA

CAS No.	Parameter	Result	Flag	Units	Reported to LOQ	Dilution	Reference Method	Date/Time Prepared	Date/Time Analyzed	Analyst
	Total Kjeldahl Nitrogen	2.52		mg/L	0.400	5	SM 4500-N Org D	08/04/2025 15:32	08/05/2025 08:15	TCD
							Certifications:	NELAC-NY10854,CTDOH-PH-0723,NJDEP-CT005,PADEP-68-04		

Total Nitrogen (TN)

Log-in Notes:

Sample Notes:

Sample Prepared by Method: Analysis Prep for SAA

CAS No.	Parameter	Result	Flag	Units	Reported to LOQ	Dilution	Reference Method	Date/Time Prepared	Date/Time Analyzed	Analyst
	* Total Nitrogen	3.27		mg/L	0.0500	1	SM 4500-N B	08/06/2025 16:26	08/06/2025 16:28	AD
							Certifications:			

Total Organic Nitrogen(TON)

Log-in Notes:

Sample Notes:

Sample Prepared by Method: Analysis Prep for SAA

CAS No.	Parameter	Result	Flag	Units	Reported to LOQ	Dilution	Reference Method	Date/Time Prepared	Date/Time Analyzed	Analyst
TON	* Total Organic Nitrogen	0.240		mg/L	0.100	1	SM 4500-N	08/06/2025 16:26	08/06/2025 16:28	AD
							Certifications:			



Sample Information

Client Sample ID: Monitoring Well #DG 1.5

York Sample ID: 25G2068-12

<u>York Project (SDG) No.</u> 25G2068	<u>Client Project ID</u> 2507476	<u>Matrix</u> Water	<u>Collection Date/Time</u> July 30, 2025 2:20 pm	<u>Date Received</u> 07/31/2025
--	-------------------------------------	------------------------	--	------------------------------------

Sample Information

Client Sample ID: Monitoring Well #DG 2

York Sample ID: 25G2068-13

<u>York Project (SDG) No.</u> 25G2068	<u>Client Project ID</u> 2507476	<u>Matrix</u> Water	<u>Collection Date/Time</u> July 30, 2025 2:40 pm	<u>Date Received</u> 07/31/2025
--	-------------------------------------	------------------------	--	------------------------------------

Nitrate as N

Log-in Notes:

Sample Notes:

Sample Prepared by Method: EPA 300

CAS No.	Parameter	Result	Flag	Units	Reported to LOQ	Dilution	Reference Method	Date/Time Prepared	Date/Time Analyzed	Analyst
14797-55-8	Nitrate as N	ND		mg/L	0.0500	1	EPA 300.0 Certifications: NELAC-NY10854,CTDOH-PH-0723,NJDEP-CT005,PADEP-68-044	08/01/2025 00:43	08/01/2025 00:43	DNP

Nitrite as N

Log-in Notes:

Sample Notes:

Sample Prepared by Method: EPA 300

CAS No.	Parameter	Result	Flag	Units	Reported to LOQ	Dilution	Reference Method	Date/Time Prepared	Date/Time Analyzed	Analyst
14797-65-0	Nitrite as N	ND		mg/L	0.0500	1	EPA 300.0 Certifications: NELAC-NY10854,CTDOH-PH-0723,PADEP-68-04440	08/01/2025 00:43	08/01/2025 00:43	DNP

Ammonia Nitrogen as N

Log-in Notes:

Sample Notes:

Sample Prepared by Method: Analysis Preparation

CAS No.	Parameter	Result	Flag	Units	Reported to LOQ	Dilution	Reference Method	Date/Time Prepared	Date/Time Analyzed	Analyst
7664-41-7	Ammonia Nitrogen as N	4.35		mg/L	0.0500	1	SM 4500-NH3 D Certifications: NELAC-NY10854,CTDOH-PH-0723,NJDEP-CT005,PADEP-68-04	08/04/2025 10:19	08/04/2025 10:19	TCD

Biochemical Oxygen Demand (BOD) 5-Day

Log-in Notes:

Sample Notes:

Sample Prepared by Method: Analysis Preparation

CAS No.	Parameter	Result	Flag	Units	Reported to LOQ	Dilution	Reference Method	Date/Time Prepared	Date/Time Analyzed	Analyst
BOD	Biochemical Oxygen Demand (BOD) (5-Day)	12		mg/L	11	11.3	SM 5210 B-2016 Certifications: CTDOH-PH-0723,NELAC-NY10854,NJDEP-CT005,PADEP-68-04	08/01/2025 08:20	08/06/2025 12:58	STW

Total Kjeldahl Nitrogen

Log-in Notes:

Sample Notes:

Sample Prepared by Method: Analysis Prep for SAA

CAS No.	Parameter	Result	Flag	Units	Reported to LOQ	Dilution	Reference Method	Date/Time Prepared	Date/Time Analyzed	Analyst
	Total Kjeldahl Nitrogen	4.62		mg/L	0.400	5	SM 4500-N Org D Certifications: NELAC-NY10854,CTDOH-PH-0723,NJDEP-CT005,PADEP-68-04	08/04/2025 15:32	08/05/2025 08:15	TCD

Total Nitrogen (TN)

Log-in Notes:

Sample Notes:

Sample Prepared by Method: Analysis Prep for SAA

CAS No.	Parameter	Result	Flag	Units	Reported to LOQ	Dilution	Reference Method	Date/Time Prepared	Date/Time Analyzed	Analyst
---------	-----------	--------	------	-------	-----------------	----------	------------------	--------------------	--------------------	---------



Sample Information

Client Sample ID: Monitoring Well #DG 2

York Sample ID: 25G2068-13

<u>York Project (SDG) No.</u> 25G2068	<u>Client Project ID</u> 2507476	<u>Matrix</u> Water	<u>Collection Date/Time</u> July 30, 2025 2:40 pm	<u>Date Received</u> 07/31/2025
--	-------------------------------------	------------------------	--	------------------------------------

Total Nitrogen (TN)

Log-in Notes:

Sample Notes:

Sample Prepared by Method: Analysis Prep for SAA

CAS No.	Parameter	Result	Flag	Units	Reported to LOQ	Dilution	Reference Method	Date/Time Prepared	Date/Time Analyzed	Analyst
* Total Nitrogen		4.62		mg/L	0.0500	1	SM 4500-N B	08/06/2025 16:26	08/06/2025 16:28	AD
Certifications:										

Total Organic Nitrogen(TON)

Log-in Notes:

Sample Notes:

Sample Prepared by Method: Analysis Prep for SAA

CAS No.	Parameter	Result	Flag	Units	Reported to LOQ	Dilution	Reference Method	Date/Time Prepared	Date/Time Analyzed	Analyst
TON * Total Organic Nitrogen		0.270		mg/L	0.100	1	SM 4500-N	08/06/2025 16:26	08/06/2025 16:28	AD
Certifications:										

Sample Information

Client Sample ID: Monitoring Well #DG 3

York Sample ID: 25G2068-14

<u>York Project (SDG) No.</u> 25G2068	<u>Client Project ID</u> 2507476	<u>Matrix</u> Water	<u>Collection Date/Time</u> July 30, 2025 3:10 pm	<u>Date Received</u> 07/31/2025
--	-------------------------------------	------------------------	--	------------------------------------

Nitrate as N

Log-in Notes:

Sample Notes:

Sample Prepared by Method: EPA 300

CAS No.	Parameter	Result	Flag	Units	Reported to LOQ	Dilution	Reference Method	Date/Time Prepared	Date/Time Analyzed	Analyst
14797-55-8	Nitrate as N	0.209		mg/L	0.0500	1	EPA 300.0	08/01/2025 00:54	08/01/2025 00:54	DNP
Certifications: NELAC-NY10854,CTDOH-PH-0723,NJDEP-CT005,PADEP-68-04										

Nitrite as N

Log-in Notes:

Sample Notes:

Sample Prepared by Method: EPA 300

CAS No.	Parameter	Result	Flag	Units	Reported to LOQ	Dilution	Reference Method	Date/Time Prepared	Date/Time Analyzed	Analyst
14797-65-0	Nitrite as N	ND		mg/L	0.0500	1	EPA 300.0	08/01/2025 00:54	08/01/2025 00:54	DNP
Certifications: NELAC-NY10854,CTDOH-PH-0723,PADEP-68-04440										

Ammonia Nitrogen as N

Log-in Notes:

Sample Notes:

Sample Prepared by Method: Analysis Preparation

CAS No.	Parameter	Result	Flag	Units	Reported to LOQ	Dilution	Reference Method	Date/Time Prepared	Date/Time Analyzed	Analyst
7664-41-7	Ammonia Nitrogen as N	1.28		mg/L	0.0500	1	SM 4500-NH3 D	08/04/2025 10:19	08/04/2025 10:19	TCD
Certifications: NELAC-NY10854,CTDOH-PH-0723,NJDEP-CT005,PADEP-68-04										

Biochemical Oxygen Demand (BOD) 5-Day

Log-in Notes:

Sample Notes:

Sample Prepared by Method: Analysis Preparation

CAS No.	Parameter	Result	Flag	Units	Reported to LOQ	Dilution	Reference Method	Date/Time Prepared	Date/Time Analyzed	Analyst
---------	-----------	--------	------	-------	-----------------	----------	------------------	--------------------	--------------------	---------



Sample Information

Client Sample ID: Monitoring Well #DG 3

York Sample ID: 25G2068-14

<u>York Project (SDG) No.</u> 25G2068	<u>Client Project ID</u> 2507476	<u>Matrix</u> Water	<u>Collection Date/Time</u> July 30, 2025 3:10 pm	<u>Date Received</u> 07/31/2025
--	-------------------------------------	------------------------	--	------------------------------------

Biochemical Oxygen Demand (BOD) 5-Day

Log-in Notes:

Sample Notes:

Sample Prepared by Method: Analysis Preparation

CAS No.	Parameter	Result	Flag	Units	Reported to LOQ	Dilution	Reference Method	Date/Time Prepared	Date/Time Analyzed	Analyst
BOD	Biochemical Oxygen Demand (BOD) (5-Day)	43		mg/L	11	11.3	SM 5210 B-2016	08/01/2025 08:22	08/06/2025 13:02	STW
							Certifications:	CTDOH-PH-0723,NELAC-NY10854,NJDEP-CT005,PADEP-68-04		

Total Kjeldahl Nitrogen

Log-in Notes:

Sample Notes:

Sample Prepared by Method: Analysis Prep for SAA

CAS No.	Parameter	Result	Flag	Units	Reported to LOQ	Dilution	Reference Method	Date/Time Prepared	Date/Time Analyzed	Analyst
	Total Kjeldahl Nitrogen	2.31		mg/L	0.400	5	SM 4500-N Org D	08/04/2025 15:32	08/05/2025 08:15	TCD
							Certifications:	NELAC-NY10854,CTDOH-PH-0723,NJDEP-CT005,PADEP-68-04		

Total Nitrogen (TN)

Log-in Notes:

Sample Notes:

Sample Prepared by Method: Analysis Prep for SAA

CAS No.	Parameter	Result	Flag	Units	Reported to LOQ	Dilution	Reference Method	Date/Time Prepared	Date/Time Analyzed	Analyst
	* Total Nitrogen	2.52		mg/L	0.0500	1	SM 4500-N B	08/06/2025 16:26	08/06/2025 16:28	AD
							Certifications:			

Total Organic Nitrogen(TON)

Log-in Notes:

Sample Notes:

Sample Prepared by Method: Analysis Prep for SAA

CAS No.	Parameter	Result	Flag	Units	Reported to LOQ	Dilution	Reference Method	Date/Time Prepared	Date/Time Analyzed	Analyst
TON	* Total Organic Nitrogen	1.03		mg/L	0.100	1	SM 4500-N	08/06/2025 16:26	08/06/2025 16:28	AD
							Certifications:			



Analytical Batch Summary

Batch ID: BH50005 **Preparation Method:** Analysis Preparation **Prepared By:** TCD

YORK Sample ID	Client Sample ID	Preparation Date
25G2068-01	Monitoring Well #DG 1.5 A	08/01/25
25G2068-02	Monitoring Well #DG 1.5 B	08/01/25
25G2068-03	Monitoring Well #DG 1.5 C	08/01/25
25G2068-04	Monitoring Well #Waste Water	08/01/25
25G2068-05	Monitoring Well #DF 1	08/01/25
25G2068-06	Monitoring Well #DF 2	08/01/25
25G2068-07	Monitoring Well #DF 3	08/01/25
25G2068-08	Monitoring Well #BG 1	08/01/25
25G2068-09	Monitoring Well #BG 2	08/01/25
BH50005-BLK1	Blank	08/01/25
BH50005-BS1	LCS	08/01/25

Batch ID: BH50006 **Preparation Method:** Analysis Preparation **Prepared By:** TCD

YORK Sample ID	Client Sample ID	Preparation Date
25G2068-10	Monitoring Well #DG 0.5	08/04/25
25G2068-11	Monitoring Well #DG 1	08/04/25
25G2068-12	Monitoring Well #DG 1.5	08/04/25
25G2068-13	Monitoring Well #DG 2	08/04/25
25G2068-14	Monitoring Well #DG 3	08/04/25
BH50006-BLK1	Blank	08/04/25
BH50006-BS1	LCS	08/04/25
BH50006-DUP1	Duplicate	08/04/25
BH50006-MS1	Matrix Spike	08/04/25
BH50006-MSD1	Matrix Spike Dup	08/04/25

Batch ID: BH50013 **Preparation Method:** Analysis Preparation **Prepared By:** STW

YORK Sample ID	Client Sample ID	Preparation Date
25G2068-01	Monitoring Well #DG 1.5 A	08/01/25
25G2068-02	Monitoring Well #DG 1.5 B	08/01/25
25G2068-03	Monitoring Well #DG 1.5 C	08/01/25
25G2068-04	Monitoring Well #Waste Water	08/01/25
25G2068-05	Monitoring Well #DF 1	08/01/25
25G2068-06	Monitoring Well #DF 2	08/01/25
25G2068-07	Monitoring Well #DF 3	08/01/25
25G2068-08	Monitoring Well #BG 1	08/01/25
25G2068-09	Monitoring Well #BG 2	08/01/25
25G2068-10	Monitoring Well #DG 0.5	08/01/25
25G2068-11	Monitoring Well #DG 1	08/01/25
25G2068-12	Monitoring Well #DG 1.5	08/01/25
25G2068-13	Monitoring Well #DG 2	08/01/25
BH50013-BLK1	Blank	08/01/25



Batch ID: BH50016 **Preparation Method:** Analysis Preparation **Prepared By:** STW

YORK Sample ID	Client Sample ID	Preparation Date
25G2068-14	Monitoring Well #DG 3	08/01/25
BH50016-BLK1	Blank	08/01/25

Batch ID: BH50077 **Preparation Method:** EPA 300 **Prepared By:** DNP

YORK Sample ID	Client Sample ID	Preparation Date
25G2068-08	Monitoring Well #BG 1	08/01/25
BH50077-BLK1	Blank	07/31/25
BH50077-BS1	LCS	07/31/25

Batch ID: BH50080 **Preparation Method:** EPA 300 **Prepared By:** DNP

YORK Sample ID	Client Sample ID	Preparation Date
25G2068-01	Monitoring Well #DG 1.5 A	07/31/25
25G2068-02	Monitoring Well #DG 1.5 B	07/31/25
25G2068-03	Monitoring Well #DG 1.5 C	07/31/25
25G2068-04	Monitoring Well #Waste Water	07/31/25
25G2068-05	Monitoring Well #DF 1	07/31/25
25G2068-06	Monitoring Well #DF 2	07/31/25
25G2068-07	Monitoring Well #DF 3	08/01/25
25G2068-08	Monitoring Well #BG 1	07/31/25
25G2068-09	Monitoring Well #BG 2	07/31/25
25G2068-10	Monitoring Well #DG 0.5	07/31/25
25G2068-11	Monitoring Well #DG 1	07/31/25
25G2068-12	Monitoring Well #DG 1.5	08/01/25
25G2068-13	Monitoring Well #DG 2	08/01/25
25G2068-14	Monitoring Well #DG 3	08/01/25
BH50080-BLK1	Blank	07/31/25
BH50080-BS1	LCS	07/31/25
BH50080-DUP2	Duplicate	07/31/25
BH50080-MS2	Matrix Spike	07/31/25
BH50080-MSD2	Matrix Spike Dup	07/31/25

Batch ID: BH50086 **Preparation Method:** EPA 300 **Prepared By:** DNP

YORK Sample ID	Client Sample ID	Preparation Date
25G2068-06	Monitoring Well #DF 2	08/01/25
25G2068-07	Monitoring Well #DF 3	08/01/25
BH50086-BLK1	Blank	08/01/25
BH50086-BS1	LCS	08/01/25

Batch ID: BH50177 **Preparation Method:** Analysis Prep for SAA **Prepared By:** TCD

YORK Sample ID	Client Sample ID	Preparation Date
25G2068-01	Monitoring Well #DG 1.5 A	08/04/25
25G2068-02	Monitoring Well #DG 1.5 B	08/04/25



25G2068-03	Monitoring Well #DG 1.5 C	08/04/25
25G2068-04	Monitoring Well #Waste Water	08/04/25
25G2068-05	Monitoring Well #DF 1	08/04/25
25G2068-06	Monitoring Well #DF 2	08/04/25
25G2068-07	Monitoring Well #DF 3	08/04/25
25G2068-08	Monitoring Well #BG 1	08/04/25
25G2068-09	Monitoring Well #BG 2	08/04/25
25G2068-10	Monitoring Well #DG 0.5	08/04/25
25G2068-11	Monitoring Well #DG 1	08/04/25
25G2068-12	Monitoring Well #DG 1.5	08/04/25
25G2068-13	Monitoring Well #DG 2	08/04/25
25G2068-14	Monitoring Well #DG 3	08/04/25
BH50177-BLK1	Blank	08/04/25
BH50177-BS1	LCS	08/04/25

Batch ID: BH50217 **Preparation Method:** EPA 300 **Prepared By:** DNP

YORK Sample ID	Client Sample ID	Preparation Date
25G2068-02	Monitoring Well #DG 1.5 B	08/01/25
25G2068-03	Monitoring Well #DG 1.5 C	08/01/25
BH50217-BLK1	Blank	08/01/25
BH50217-BS1	LCS	08/01/25

Batch ID: BH50451 **Preparation Method:** Analysis Prep for SAA **Prepared By:** AD

YORK Sample ID	Client Sample ID	Preparation Date
25G2068-01	Monitoring Well #DG 1.5 A	08/06/25
25G2068-02	Monitoring Well #DG 1.5 B	08/06/25
25G2068-03	Monitoring Well #DG 1.5 C	08/06/25
25G2068-04	Monitoring Well #Waste Water	08/06/25
25G2068-05	Monitoring Well #DF 1	08/06/25
25G2068-06	Monitoring Well #DF 2	08/06/25
25G2068-07	Monitoring Well #DF 3	08/06/25
25G2068-08	Monitoring Well #BG 1	08/06/25
25G2068-09	Monitoring Well #BG 2	08/06/25
25G2068-10	Monitoring Well #DG 0.5	08/06/25
25G2068-11	Monitoring Well #DG 1	08/06/25
25G2068-12	Monitoring Well #DG 1.5	08/06/25
25G2068-13	Monitoring Well #DG 2	08/06/25
25G2068-14	Monitoring Well #DG 3	08/06/25



Anions by Ion Chromatography - Quality Control Data
York Analytical Laboratories, Inc.

Analyte	Result	Reporting Limit	Units	Spike Level	Source* Result	%REC	%REC Limits	Flag	RPD	RPD Limit	Flag
Batch BH50077 - EPA 300											
Blank (BH50077-BLK1) Prepared & Analyzed: 07/31/2025											
Nitrate as N	ND	0.0500	mg/L								
LCS (BH50077-BS1) Prepared & Analyzed: 07/31/2025											
Nitrate as N	10.3	0.0500	mg/L	10.0		103	90-110				
Batch BH50080 - EPA 300											
Blank (BH50080-BLK1) Prepared & Analyzed: 07/31/2025											
Nitrate as N	ND	0.0500	mg/L								
Nitrite as N	ND	0.0500	"								
LCS (BH50080-BS1) Prepared & Analyzed: 07/31/2025											
Nitrate as N	10.4	0.0500	mg/L	10.0		104	90-110				
Nitrite as N	10.2	0.0500	"	10.0		102	90-110				
Duplicate (BH50080-DUP2) Prepared & Analyzed: 07/31/2025											
*Source sample: 25G2068-01 (Monitoring Well #DG 1.5 A)											
Nitrate as N	9.91	0.0500	mg/L		9.86				0.570		15
Nitrite as N	ND	0.0500	"		ND						15
Matrix Spike (BH50080-MS2) Prepared & Analyzed: 07/31/2025											
*Source sample: 25G2068-01 (Monitoring Well #DG 1.5 A)											
Nitrate as N	21.0	0.0500	mg/L	10.0	9.86	111	90-110	High Bias			
Nitrite as N	10.0	0.0500	"	10.0	ND	100	90-110				
Matrix Spike Dup (BH50080-MSD2) Prepared & Analyzed: 07/31/2025											
*Source sample: 25G2068-01 (Monitoring Well #DG 1.5 A)											
Nitrate as N	21.1	0.0500	mg/L	10.0	9.86	113	90-110	High Bias	0.503		200
Nitrite as N	10.1	0.0500	"	10.0	ND	101	90-110		0.528		200



Anions by Ion Chromatography - Quality Control Data
York Analytical Laboratories, Inc.

Analyte	Result	Reporting Limit	Units	Spike Level	Source* Result	%REC	%REC Limits	Flag	RPD	RPD Limit	Flag
Batch BH50086 - EPA 300											
Blank (BH50086-BLK1)											Prepared & Analyzed: 08/01/2025
Nitrate as N	ND	0.0500	mg/L								
LCS (BH50086-BS1)											Prepared & Analyzed: 08/01/2025
Nitrate as N	10.3	0.0500	mg/L	10.0		103	90-110				
Batch BH50217 - EPA 300											
Blank (BH50217-BLK1)											Prepared & Analyzed: 08/01/2025
Nitrate as N	ND	0.0500	mg/L								
LCS (BH50217-BS1)											Prepared & Analyzed: 08/01/2025
Nitrate as N	10.3	0.0500	mg/L	10.0		103	90-110				



Wet Chemistry Parameters - Quality Control Data
York Analytical Laboratories, Inc.

Analyte	Result	Reporting Limit	Units	Spike Level	Source* Result	%REC	%REC Limits	Flag	RPD	RPD Limit	Flag
Batch BH50005 - Analysis Preparation											
Blank (BH50005-BLK1) Prepared & Analyzed: 08/01/2025											
Ammonia Nitrogen as N	ND	0.0500	mg/L								
LCS (BH50005-BS1) Prepared & Analyzed: 08/01/2025											
Ammonia Nitrogen as N	0.939	0.0500	mg/L	1.00		93.9	85-125				
Batch BH50006 - Analysis Preparation											
Blank (BH50006-BLK1) Prepared & Analyzed: 08/04/2025											
Ammonia Nitrogen as N	ND	0.0500	mg/L								
LCS (BH50006-BS1) Prepared & Analyzed: 08/04/2025											
Ammonia Nitrogen as N	1.04	0.0500	mg/L	1.00		104	85-125				
Duplicate (BH50006-DUP1) *Source sample: 25G2068-10 (Monitoring Well #DG 0.5) Prepared & Analyzed: 08/04/2025											
Ammonia Nitrogen as N	ND	0.0500	mg/L		ND					15	
Matrix Spike (BH50006-MS1) *Source sample: 25G2068-10 (Monitoring Well #DG 0.5) Prepared & Analyzed: 08/04/2025											
Ammonia Nitrogen as N	10.0	0.0500	mg/L	10.0	ND	100	80-120				
Matrix Spike Dup (BH50006-MSD1) *Source sample: 25G2068-10 (Monitoring Well #DG 0.5) Prepared & Analyzed: 08/04/2025											
Ammonia Nitrogen as N	9.67	0.0500	mg/L	10.0	ND	96.7	80-120		3.36	200	
Batch BH50013 - Analysis Preparation											
Blank (BH50013-BLK1) Prepared: 08/01/2025 Analyzed: 08/06/2025											
Biochemical Oxygen Demand (BOD) (5-Day)	ND	1.0	mg/L								



Wet Chemistry Parameters - Quality Control Data
York Analytical Laboratories, Inc.

Analyte	Result	Reporting	Units	Spike	Source*	%REC	%REC	Limits	Flag	RPD	RPD	Limit	Flag
		Limit		Level	Result					Limit			
Batch BH50016 - Analysis Preparation													
Blank (BH50016-BLK1) Prepared: 08/01/2025 Analyzed: 08/06/2025													
Biochemical Oxygen Demand (BOD) (5-Day)	ND	1.0	mg/L										
Batch BH50177 - Analysis Prep for SAA													
Blank (BH50177-BLK1) Prepared: 08/04/2025 Analyzed: 08/05/2025													
Total Kjeldahl Nitrogen	ND	0.400	mg/L										
LCS (BH50177-BS1) Prepared: 08/04/2025 Analyzed: 08/05/2025													
Total Kjeldahl Nitrogen	5.00		mg/L	5.00		100		70-130					





Sample and Data Qualifiers Relating to This Work Order

- QM-07 The spike recovery was outside acceptance limits for the MS and/or MSD. The batch was accepted based on acceptable LCS recovery.
- BOD-DIFF The sample exhibited computed BOD results >30% difference between different dilutions which may indicate the presence of a toxic substance or analysis issues. The data user should take note.

Definitions and Other Explanations

- * Analyte is not certified or the state of the samples origination does not offer certification for the Analyte.
- ND NOT DETECTED - the analyte is not detected at the Reported to level (LOQ/RL or LOD/MDL)
- RL REPORTING LIMIT - the minimum reportable value based upon the lowest point in the analyte calibration curve.
- LOQ LIMIT OF QUANTITATION - the minimum concentration of a target analyte that can be reported within a specified degree of confidence. This is the lowest point in an analyte calibration curve that has been subjected to all steps of the processing/analysis and verified to meet defined criteria. This is based upon NELAC 2009 Standards and applies to all analyses.
- LOD LIMIT OF DETECTION - a verified estimate of the minimum concentration of a substance in a given matrix that an analytical process can reliably detect. This is based upon NELAC 2009 Standards and applies to all analyses conducted under the auspices of EPA SW-846.
- MDL METHOD DETECTION LIMIT - a statistically derived estimate of the minimum amount of a substance an analytical system can reliably detect with a 99% confidence that the concentration of the substance is greater than zero. This is based upon 40 CFR Part 136 Appendix B and applies only to EPA 600 and 200 series methods.
- Reported to This indicates that the data for a particular analysis is reported to either the LOD/MDL, or the LOQ/RL. In cases where the "Reported to" is located above the LOD/MDL, any value between this and the LOQ represents an estimated value which is "J" flagged accordingly. This applies to volatile and semi-volatile target compounds only.
- NR Not reported
- RPD Relative Percent Difference
- Wet The data has been reported on an as-received (wet weight) basis
- Low Bias Low Bias flag indicates that the recovery of the flagged analyte is below the laboratory or regulatory lower control limit. The data user should take note that this analyte may be biased low but should evaluate multiple lines of evidence including the LCS and site-specific MS/MSD data to draw bias conclusions. In cases where no site-specific MS/MSD was requested, only the LCS data can be used to evaluate such bias.
- High Bias High Bias flag indicates that the recovery of the flagged analyte is above the laboratory or regulatory upper control limit. The data user should take note that this analyte may be biased high but should evaluate multiple lines of evidence including the LCS and site-specific MS/MSD data to draw bias conclusions. In cases where no site-specific MS/MSD was requested, only the LCS data can be used to evaluate such bias.
- Non-Dir. Non-dir. flag (Non-Directional Bias) indicates that the Relative Percent Difference (RPD) (a measure of precision) among the MS and MSD data is outside the laboratory or regulatory control limit. This alerts the data user where the MS and MSD are from site-specific samples that the RPD is high due to either non-homogeneous distribution of target analyte between the MS/MSD or indicates poor reproducibility for other reasons.

If EPA SW-846 method 8270 is included herein it is noted that the target compound N-nitrosodiphenylamine (NDPA) decomposes in the gas chromatographic inlet and cannot be separated from diphenylamine (DPA). These results could actually represent 100% DPA, 100% NDPA or some combination of the two. For this reason, York reports the combined result for n-nitrosodiphenylamine and diphenylamine for either of these compounds as a combined concentration as Diphenylamine.

If Total PCBs are detected and the target aroclors reported are "Not detected", the Total PCB value is reported due to the presence of either or both Aroclors 1262 and 1268 which are non-target aroclors for some regulatory lists.

2-chloroethylvinyl ether readily breaks down under acidic conditions. Samples that are acid preserved, including standards will exhibit breakdown. The data user should take note.

Certification for pH is no longer offered by NYDOH ELAP.

Semi-Volatile and Volatile analyses are reported down to the LOD/MDL, with values between the LOD/MDL and the LOQ being "J" flagged as estimated results.



For analyses by EPA SW-846-8270D, the Limit of Quantitation (LOQ) reported for benzidine is based upon the lowest standard used for calibration and is not a verified LOQ due to this compound's propensity for oxidative losses during extraction/concentration procedures and non-reproducible chromatographic performance.



YORK

ANALYTICAL LABORATORIES, INC.
 120 RESEARCH DRIVE
 STRATFORD, CT 06615
 203.325.1371 FAX 203.357-0166

Field Chain-of-Custody Record 2562068

Sample No.	Company Name MAXIMUM ENVIRONMENTAL 1170 LINCOLN AVENUE, SUITE 4 HOLBROOK, NY 11741	Report to: SAME	Invoice to: ATTN ACCOUNTS PAYABLE	Project ID/No. 2507476 Canoe Place Inn Monitoring Well Samples	Client			Container Desc.	
					Samples Collected by (signature)		Analyses Requested		
					CLIENT				
Location/ID	Date Sampled	Time Sampled	Water	Soil	Air	Other			
001	Monitoring Well # DG 1.5A	07/30/25	12:00 PM	X				Ammonia, Nitrate, Nitrite, Total Kjeldahl Nitrogen, Total Nitrogen, Total Organic Nitrogen, BOD(S)	2-500 mL, 1-250 mL, 1-500 mL H2SO4
002	Monitoring Well # DG 1.5B	07/30/25	12:15 PM	X				Ammonia, Nitrate, Nitrite, Total Kjeldahl Nitrogen, Total Nitrogen, Total Organic Nitrogen, BOD(S)	2-500 mL, 1-250 mL, 1-500 mL H2SO4
003	Monitoring Well # DG 1.5C	07/30/25	12:37 PM	X				Ammonia, Nitrate, Nitrite, Total Kjeldahl Nitrogen, Total Nitrogen, Total Organic Nitrogen, BOD(S)	2-500 mL, 1-250 mL, 1-500 mL H2SO4
004	Monitoring Well # Waste Water	07/30/25	12:55 PM	X				Ammonia, Nitrate, Nitrite, Total Kjeldahl Nitrogen, Total Nitrogen, Total Organic Nitrogen, BOD(S)	2-500 mL, 1-250 mL, 1-500 mL H2SO4
005	Monitoring Well # DF 1	07/30/25	1:25 PM	X				Ammonia, Nitrate, Nitrite, Total Kjeldahl Nitrogen, Total Nitrogen, Total Organic Nitrogen, BOD(S)	2-500 mL, 1-250 mL, 1-500 mL H2SO4
006	Monitoring Well # DF 2	07/30/25	2:09 PM	X				Ammonia, Nitrate, Nitrite, Total Kjeldahl Nitrogen, Total Nitrogen, Total Organic Nitrogen, BOD(S)	2-500 mL, 1-250 mL, 1-500 mL H2SO4
007	Monitoring Well # DF 3	07/30/25	2:30 PM	X				Ammonia, Nitrate, Nitrite, Total Kjeldahl Nitrogen, Total Nitrogen, Total Organic Nitrogen, BOD(S)	2-500 mL, 1-250 mL, 1-500 mL H2SO4
008	Monitoring Well # BG 1	07/30/25	12:10 PM	X				Ammonia, Nitrate, Nitrite, Total Kjeldahl Nitrogen, Total Nitrogen, Total Organic Nitrogen, BOD(S)	2-500 mL, 1-250 mL, 1-500 mL H2SO4
009	Monitoring Well # BG 2	07/30/25	12:30 PM	X				Ammonia, Nitrate, Nitrite, Total Kjeldahl Nitrogen, Total Nitrogen, Total Organic Nitrogen, BOD(S)	2-500 mL, 1-250 mL, 1-500 mL H2SO4
010	Monitoring Well # DG 0.5	07/30/25	12:47 PM	X				Ammonia, Nitrate, Nitrite, Total Kjeldahl Nitrogen, Total Nitrogen, Total Organic Nitrogen, BOD(S)	2-500 mL, 1-250 mL, 1-500 mL H2SO4

Chain-of-Custody Record

Bottles Requisitioned from Lab by: MBungoro Date/Time: 7/31/25

Bottles Requisitioned in field by: MBungoro Date/Time: 7/31/25

Samples received by: MBungoro Date/Time: 7/31/25

Samples received in LAB by: MBungoro Date/Time: 7/31/25

Total # of Bottles for this PROJECT (COC This Page): 40 Bottles

Standard: 1.3°C RUSH(Define):

Turn-Around Time Requested: DATE DUE FOR RUSH:

Please prepare a QA Summary Report

ANALYTICAL LABORATORIES, INC.
 120 RESEARCH DRIVE
 STRATFORD, CT 06615
 203.325.1371 FAX 203.357-0166

Field Chain-of-Custody Record 2562068

Sample No.	Monitoring Well #	Location/ID	Report to:			Invoice to:			Project ID/No.	CLIENT	
			Date Sampled	Time Sampled	Sample Matrix	Water	Soil	Air		Other	Analyses Requested
011	Monitoring Well #	DG 1	07/30/25	1:10 PM	X				2507476	Canoe Place Inn	Samples Collected by (signature) CLIENT
										Monitoring Well Samples	
012	Monitoring Well #	DG 1.5	07/30/25	2:20 PM	X					Ammonia, Nitrate, Nitrite, Total Kjeldahl Nitrogen, Total Nitrogen, Total Organic Nitrogen, DOO(5)	2-500 mL, 1-250 mL, 1-500 mL H2SO4
013	Monitoring Well #	DG 2	07/30/25	2:40 PM	X					Ammonia, Nitrate, Nitrite, Total Kjeldahl Nitrogen, Total Nitrogen, Total Organic Nitrogen, BOD(5)	2-500 mL, 1-250 mL, 1-500 mL H2SO4
014	Monitoring Well #	DG 3	07/30/25	3:10 PM	X					Ammonia, Nitrate, Nitrite, Total Kjeldahl Nitrogen, Total Nitrogen, Total Organic Nitrogen, BOD(5)	2-500 mL, 1-250 mL, 1-500 mL H2SO4
015											
016											
017											
018											
019											
020											

Chain-of-Custody Record

Bottles Relinquished from Lab by Embergen Date/Time 7/31/25
 Samples Relinquished by K. Babcock Date/Time 7/31/25
 Bottles received in field by K. Babcock Date/Time 7/31/25
 Samples received in LAB by K. Babcock Date/Time 7/31/25

Turn-Around Time Requested- Specify Date Expected if RUSH Requested: DATE DUE FOR RUSH: 1.3c

Total # of Bottles for this PROJECT (COC This Page) : 16 Bottles

Please prepare a QA Summary Report

STANDARD 1.3c RUSH(Define) _____



Maximum Environmental Management, Inc.

1170 Lincoln Avenue – Suite 4

Holbrook, NY 11741

Phone: (631) 589-1225 * Fax: (631) 589-1157

August 22nd, 2025

Pio Lombardo, P.E.
Lombardo Associates, Inc.
53 Hill Street
Southampton, NY 11968

Re: Canoe Place Inn Monitoring Wells ~ Groundwater Sampling Program
Maximum Project #: 2508283
Date Collected: August 14th, 2025

Mr. Lombardo:

In response to your request, Maximum Environmental Management, Inc. is pleased to present the following with respect to Canoe Place Inn Monitoring Wells for the Groundwater Sampling Program. The purpose of this project was to collect the Monitoring Well Samples in accordance with the project outline (provided by Lombardo Associates, Inc.) and analyze the samples as requested.

Samples were collected at groundwater monitoring locations under the direction of Lombardo Associates, Inc. Field Parameters were inclusive of pH, Temperature, Conductivity, Dissolved Oxygen, Depth to Water and Depth to Bottom. The technician followed the New York State Department of Environmental Conservation's Protocol for sampling Groundwater Monitoring Wells. Please note that this protocol required well purging/evacuation of the water column in the monitoring well prior to sample collection, three (3) to five (5) times the amount of standing water in the monitoring well casing was purged.

All readings were recorded at the time of collection. Samples were collected and the parameters analyzed for the following: BOD₅, Ammonia, Nitrate, Nitrite, Total Kjeldahl Nitrogen, Organic Nitrogen and Total Nitrogen.

The complete report is enclosed. If you have any questions or concerns, please feel free to contact us at (631) 589-1225.

Sincerely,

Maria Burgos
Project Coordinator

Canoe Place Inn - PRB N Removal Data				Groundwater Monitoring Wells																
Sampling Date : 08/14/2025				Field Measurements -Max						Laboratory Measurements										
Location #	Location Label	Latitude	Longitude	Depth ToC to GW (ft)	Depth ToC to Bottom of MW (ft)	Ground water elev. (ft)	pH	Temp (°C)	Temp (°F)	Specific Conductivity	Dissolved Oxygen (mg/L)	BOD (mg/L)	TKN (mg/L)	Organic-N (mg/L)	Ammonia-N (mg/L)	Nitrite-N (mg/L)	Nitrate-N (mg/L)	Total N (mg/L)		
Lab Level of Quantification (LOQ)						*							0.400	0.100	0.0500	0.0500	0.0500	0.0500		
1	BG 2			28.0	44.5		6.08	22.6	72.68	401	6.70	4.00	2.52	2.32	0.202	<0.0500	6.63	9.15	BG 2	
2	BG 1			11.7	31.8		6.75	22.9	73.22	1020	2.57	<2.4	2.76	2.76	<0.0500	<0.0500	28.1	30.9	BG 1	
3	DG 0.5			9.8	20.0		6.48	23.8	74.84	366	3.37	<50	1.09	1.09	<0.0500	<0.0500	3.45	4.54	DG 0.5	
4	DG 1			9.1	19.2		6.50	25.3	77.54	415	2.12	<50	1.42	1.35	0.0701	<0.0500	2.49	3.91	DG 1	
5	DG 1.5			9.5	21.1		6.70	24.2	75.56	611	2.31	50	2.12	0.790	1.33	<0.0500	0.856	2.98	DG 1.5	
6	DG 2			9.1	24.5		6.54	25.6	78.08	865	0.60	<50	7.65	0.210	7.44	<0.0500	<0.0500	7.65	DG 2	
7	DG 3			8.8	19.4		6.30	24.3	75.74	431	1.63	<50	1.89	0.550	1.34	<0.0500	0.159	2.05	DG 3	
8	DG 1.5A			9.5	29.7		6.89	23.2	73.76	1147	1.68	<2.4	3.47	0.690	2.78	<0.0500	12.5	16.0	DG 1.5A	
9	DG 1.5B			9.3	24.2		6.87	23.7	74.66	9044	2.78	<2.4	6.30	1.79	4.51	<0.0500	10.1	16.4	DG 1.5B	
10	DG 1.5C			9.1	39.7		6.13	23.5	74.30	450	7.28	<2.4	1.35	1.35	<0.0500	<0.0500	8.92	10.3	DG 1.5C	
11	DF 1			8.2	17.5		6.98	22.1	71.78	1390	2.61	25	19.6	2.40	17.2	<0.0500	4.16	23.8	DF 1	
12	DF 2			11.3	18.1		6.72	23.0	73.40	1120	1.63	<2.9	1.20	0.927	0.273	<0.0500	5.27	6.47	DF 2	
13	DF 3			18.5	31.6		6.59	24.1	75.38	1129	2.00	<50	10.1	2.31	7.79	<0.0500	2.57	12.7	DF 3	
14	Waste Water			N/A	N/A		8.66	27.9	82.22	1646	0.28	380	31.7	0.100	31.6	<0.0500	<0.0500	31.7	Waste Water	

Key
ToC= Top of the PVC Monitoring Well
GW = Ground Water
MW = Monitoring Well
* = Client provided data

** mS - milliSiemen/cm
mS/cm

SAMPLE COLLECTION/CHAIN OF CUSTODY

The maximum and proper information on the Chain of Custody is the responsibility of the person(s) completing the sampling. Other signatures and dates are endorsements of the COT & do not exempt the owner and consultant.

Name: **Lombardo Associates, Inc.** Address: **53 Hill Street** City: **Southampton** State: **NY** Zip: **11968**

Phone: **(631) 379-2662** Fax: **(631) 379-2662**

PROJECT NUMBER: **2508283**

Canoe Place Inn - Monitoring Wells

S	Date	Time	SAMPLE			Field pH	Field Temp	Specific Conductivity	Dissolved Oxygen	DTW	DTB	Sample Containers	ANALYSIS
			COMP	GRAB	S								
001	8/14	1045		X		6.08	22.6	401	6.70	28	44.5	1-500ml, 1-250ml, 1-500 ml H2SO4	Ammonia, Nitrite, Nitrate, Total Kjeldahl Nitrogen, Total Nitrogen, Total Organic Nitrogen
002	8/14	1100		X		6.75	22.9	1020	2.57	11.7	31.8	1-500ml, 1-250ml, 1-500 ml H2SO4	Ammonia, Nitrite, Nitrate, Total Kjeldahl Nitrogen, Total Nitrogen, Total Organic Nitrogen
003	8/14	1115		X		6.48	23.8	566	3.37	9.8	20	1-500ml, 1-250ml, 1-500 ml H2SO4	Ammonia, Nitrite, Nitrate, Total Kjeldahl Nitrogen, Total Nitrogen, Total Organic Nitrogen
004	8/14	1130		X		6.50	25.3	415	2.12	9.1	19.2	1-500ml, 1-250ml, 1-500 ml H2SO4	Ammonia, Nitrite, Nitrate, Total Kjeldahl Nitrogen, Total Nitrogen, Total Organic Nitrogen
005	8/14	1145		X		6.70	24.2	611	2.31	9.5	21.1	1-500ml, 1-250ml, 1-500 ml H2SO4	Ammonia, Nitrite, Nitrate, Total Kjeldahl Nitrogen, Total Nitrogen, Total Organic Nitrogen
006	8/14	1200		X		6.54	25.6	865	0.60	9.1	24.5	1-500ml, 1-250ml, 1-500 ml H2SO4	Ammonia, Nitrite, Nitrate, Total Kjeldahl Nitrogen, Total Nitrogen, Total Organic Nitrogen
007	8/14	1215		X		6.30	24.3	431	1.63	8.8	19.4	1-500ml, 1-250ml, 1-500 ml H2SO4	Ammonia, Nitrite, Nitrate, Total Kjeldahl Nitrogen, Total Nitrogen, Total Organic Nitrogen
008	8/14	1230		X		6.89	23.2	1147	1.68	9.5	29.7	1-500ml, 1-250ml, 1-500 ml H2SO4	Ammonia, Nitrite, Nitrate, Total Kjeldahl Nitrogen, Total Nitrogen, Total Organic Nitrogen
009	8/14	1245		X		6.87	23.7	9044	2.78	9.3	24.2	1-500ml, 1-250ml, 1-500 ml H2SO4	Ammonia, Nitrite, Nitrate, Total Kjeldahl Nitrogen, Total Nitrogen, Total Organic Nitrogen
010	8/14	1300		X		6.13	23.5	4150	7.28	9.1	39.7	1-500ml, 1-250ml, 1-500 ml H2SO4	Ammonia, Nitrite, Nitrate, Total Kjeldahl Nitrogen, Total Nitrogen, Total Organic Nitrogen

FIELD NOTES: Are the samples treated? Yes No H₂SO₄

Sample/Tech PRINT NAME: *David Lombardo* Date & Time: *8/14/25*

CLIENT/TRANSPORT TECH Signature/Release (Required): *David Lombardo* Date & Time: *8/14/25*

Container Shipping Condition @ relinquish: *GOOD* FAIR POOR

Packed in Ice? *YES* NO

Meets Sample Order In Case of NO was Yes No Client Notified?

Maximum Custody by: *David Lombardo* Date & Time: *8/14/25*

Container Shipping Condition: *GOOD* FAIR POOR

QA/QC Notes: *1-250 ml - is pre-treated with nitric acid*

2 copies of the report

SAMPLE COLLECTION/CHAIN OF CUSTODY

The completeness and proper information on this Chain of Custody is the responsibility of the person(s) completing it. It is the responsibility of the client to ensure that the samples are properly collected and preserved.

All Samples must be received on ice @ 4° C or Less
MAXIMUM ENVIRONMENTAL MANAGEMENT INC.
 1170 LINCOLN AVENUE, SUITE 4-HOLBROOK, NY 11741
 Phone: (831) 389-1225 Fax: (831) 389-1157

Name: **Lombardo Associates, Inc.**
 Address: 53 Hill Street
 City: Southampton State: NY Zip: 11968
 Phone: (831) 379-2652 Fax:

TAT Requested: _____ of _____
 Page: _____ of _____
 PO #: _____
 Job#: _____

PROJECT NAME AND/OR LOCATION

Indicate only ONE Project per Chain of Custody

Canoe Place Inn - Monitoring Wells

PROJECT NUMBER:
2508283

#	Date	Time	SAMPLE			MATRIX	FIELD DATA				Sample Containers	ANALYSIS		
			COMP	GRAB	S		NPW	PW	O	Field pH			Field Temp	Specific Conductivity
							SAMPLE ORIGIN							
011	8/14	1:15	X										1-500ml, 1-250ml, 1-500 ml H2SO4	Ammonia, Nitrite, Nitrate, Total Kjeldahl Nitrogen, Total Nitrogen, Total Organic Nitrogen
							DF 1	6.98	22.1	2.6	1390	8.2	17.5	
012	8/14	1:30	X										1-500ml, 1-250ml, 1-500 ml H2SO4	Ammonia, Nitrite, Nitrate, Total Kjeldahl Nitrogen, Total Nitrogen, Total Organic Nitrogen
							DF 2	6.77	23.0	1.63	1120	11.3	18.1	
013	8/14	1:45	X										1-500ml, 1-250ml, 1-500 ml H2SO4	Ammonia, Nitrite, Nitrate, Total Kjeldahl Nitrogen, Total Nitrogen, Total Organic Nitrogen
							DF 3	6.59	24.1	2.00	1129	18.5	31.6	
014	8/14	2:00	X										1-500ml, 1-250ml, 1-500 ml H2SO4	Ammonia, Nitrite, Nitrate, Total Kjeldahl Nitrogen, Total Nitrogen, Total Organic Nitrogen
							wastewater	8.66	27.9	1646	0.28	N/A	N/A	
015	8/14	2:15	X										1-500ml, 1-250ml, 1-500 ml H2SO4	Ammonia, Nitrite, Nitrate, Total Kjeldahl Nitrogen, Total Nitrogen, Total Organic Nitrogen
016	8/14	2:30	X										1-500ml, 1-250ml, 1-500 ml H2SO4	Ammonia, Nitrite, Nitrate, Total Kjeldahl Nitrogen, Total Nitrogen, Total Organic Nitrogen
017	8/14	2:45	X										1-500ml, 1-250ml, 1-500 ml H2SO4	Ammonia, Nitrite, Nitrate, Total Kjeldahl Nitrogen, Total Nitrogen, Total Organic Nitrogen
018	8/14	3:00	X										1-500ml, 1-250ml, 1-500 ml H2SO4	Ammonia, Nitrite, Nitrate, Total Kjeldahl Nitrogen, Total Nitrogen, Total Organic Nitrogen
019	8/14	3:15	X										1-500ml, 1-250ml, 1-500 ml H2SO4	Ammonia, Nitrite, Nitrate, Total Kjeldahl Nitrogen, Total Nitrogen, Total Organic Nitrogen
020	8/14	3:30	X										1-500ml, 1-250ml, 1-500 ml H2SO4	Ammonia, Nitrite, Nitrate, Total Kjeldahl Nitrogen, Total Nitrogen, Total Organic Nitrogen

FIELD NOTES: Are the samples treated? Yes No H₂SO₄
 Sample Transport in Cooler requires 120° Back Check only with cooling packs (except for samples in white acid box)

Sampler's Signature: *Daniel Lombardo* Date & Time: 8/14/05
Client/Transport Tech Signature for Release (Inequivalent): *Daniel Lombardo* Date & Time: 8/14/05
 Container Shipping Condition @ min/max: GOOD FAIR POOR
 Packed in ice? YES NO
 Meets Sample Criteria: YES NO
 In Case of NO was Client Notified? Yes No

Maximum Custody by: *Daniel Lombardo* 8/14/05 2:15
 Container Shipping Condition: GOOD FAIR POOR
 Packed in ice? YES NO
 Meets Sample Criteria: YES NO
 In Case of NO was Client Notified? Yes No

Maximum Environmental Management, Inc.
 1170 Lincoln Avenue - Suite 4
 Holbrook, NY 11741
 Phone : (631) 589-1225 * Fax: (631) 589-1157
 www.maximumentv.com

Groundwater Monitoring Well Data Sheet

Project ID #: 2508283

Location: Canoe Place Inn - 293 Montauk Hwy E, Hampton Bays, NY

Date: 8/14/25

Note - Standard Protocol states that the amount of water purged from a well is between 3 and 5 times the volume of liquid inside the well casing. We use 4 times the volume.

***** ALL Monitoring Wells are to Measured within a Hour of Each Other. First Thing *****



0.5 Well - 0.010 gallons per foot

1 1/2" Well = 0.091 gallons of water per foot

2" Well = 0.163 gallons of water per foot

4" Well = 0.653 gallons of water per foot

Measurements must always start at the top of the well casing not the protective cover or from the grade level

DTB	(minus)	DTW	(equals)	FOW	X (multiply)	AGW (per ft)	(equals)	AOW	(multiply by 3, 4, or 5)	(equals)	AOWP	Time Collected
B62	-	28	=	16.5	X	0.163	=	2.6895	multiply by 4	=	10.758	9:50 AM
B61	-	DTW	=	FOW	X	AGW (per ft)	=	AOW	multiply by 3, 4, or 5	=	AOWP	Time Collected
31.8	-	11.7	=	20.1	X	0.010	=	0.201	multiply by 4	=	0.804	9:53 AM
D605	-	DTW	=	FOW	X	AGW (per ft)	=	AOW	multiply by 3, 4, or 5	=	AOWP	Time Collected
20	-	9.8	=	10.2	X	0.163	=	1.6626	multiply by 4	=	6.6504	9:57 AM
D61	-	DTW	=	FOW	X	AGW (per ft)	=	AOW	multiply by 3, 4, or 5	=	AOWP	Time Collected
19.2	-	9.1	=	10.1	X	0.163	=	1.6463	multiply by 4	=	6.5852	9:59 AM
D61.5	-	DTW	=	FOW	X	AGW (per ft)	=	AOW	multiply by 3, 4, or 5	=	AOWP	Time Collected
21.1	-	9.5	=	11.6	X	0.163	=	1.8908	multiply by 4	=	7.5632	10:02 AM

* DTW = Depth to Water; DTB = Depth to Bottom; FOW = Feet of Water; AGW = Amount of Gallons of Water per foot; AOW = Amount of Water in Well Case; AOWP = Amount of Water Purged *

Amount of Water Purged is the amount required to turn the well over for sampling. Please note if the amount you purged is different then the amount required

The DTW is the Depth to Top of the PVC Well. GW = Ground Water, MW = Monitoring Well.

Maximum Environmental Management, Inc.
 1170 Lincoln Avenue - Suite 4
 Holbrook, NY 11741
 Phone: (631) 589-1225 * Fax: (631) 589-1157
 www.maximumentv.com

Groundwater Monitoring Well Data Sheet

Project ID #: 2508283 Location: Canoe Place Inn - 293 Montauk Hwy E, Hampton Bays, NY Date: 8/14/27

Note - Standard Protocol states that the amount of water purged from a well is between 3 and 5 times the volume of liquid inside the well casing. We use 4 times the volume.

***** ALL Monitoring Wells are to Measured within a Hour of Each Other. First Thing *****



0.5 Well - 0.010 gallons per foot

1 1/2" Well = 0.091 gallons of water per foot

2" Well = 0.163 gallons of water per foot

4" Well = 0.653 gallons of water per foot

Measurements must always start at the top of the well casing not the protective cover or from the grade level

DTB	(minus)	DTW	(equals)	FOW	X (multiply)	AGW (per ft)	(equals)	AOW	multiply by 3, 4, or 5	(equals)	AOWP	Time Collected
DG3	19.4	8.8	=	10.6	X	0.163	=	1.7278	multiply by 3, 4, or 5	=	5.1834	10:20 AM
DTB DG15A	29.7	9.5	=	20.2	X	0.010	=	0.202	multiply by 3, 4, or 5	=	0.606	10:04 AM
DTB DG15B	24.2	9.3	=	14.9	X	0.010	=	0.149	multiply by 3, 4, or 5	=	0.447	10:06 AM
DTB DG15C	39.7	9.1	=	30.6	X	0.010	=	0.306	multiply by 3, 4, or 5	=	0.918	10:09 AM
DTB DF1	17.5	8.2	=	9.3	X	0.163	=	1.5159	multiply by 3, 4, or 5	=	4.5477	10:17 AM

* DTW = Depth to Water; DTB = Depth to Bottom; FOW = Feet of Water; AGW = Amount of Gallons of Water per foot; AOW = Amount of Water in Well Case; AOWP = Amount of Water Purged *

Amount of Water Purged is the amount required to turn the well over for sampling. Please note if the amount you purged is different then the amount required

The DTW is the Depth to Top of the PVC Well. GW = Ground Water, MW = Monitoring Well.

Maximum Environmental Management, Inc.
 1170 Lincoln Avenue - Suite 4
 Holbrook, NY 11741
 Phone : (631) 589-1225 * Fax: (631) 589-1157
 www.maximumenv.com

Groundwater Monitoring Well Data Sheet

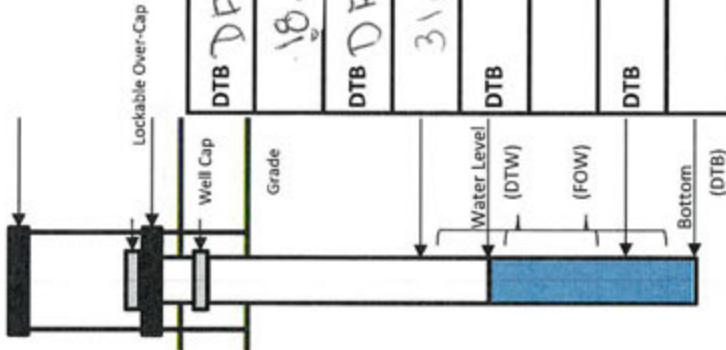
Project ID #: 2508283 Location: Canoe Place Inn - 293 Montauk Hwy E, Hampton Bays, NY Date: 8/14/25

Note - Standard Protocol states that the amount of water purged from a well is between 3 and 5 times the volume of liquid inside the well casing. We use 4 times the volume.

***** ALL Monitoring Wells are to Measured within a Hour of Each Other. First Thing *****

- 0.5 Well - 0.010 gallons per foot
- 1 1/2" Well = 0.091 gallons of water per foot
- 2" Well = 0.163 gallons of water per foot
- 4" Well = 0.653 gallons of water per foot

Measurements must always start at the top of the well casing not the protective cover or from the grade level



DTB	(minus)	DTW	(equals)	FOW	X (multiply)	AGW (per ft)	(equals)	AOW	multiply by (3, 4, or 5)	(equals)	AOWP	Time Collected
DF2	-	113	=	6.8	X	1.63	=	1.1084	multiply by 3, 4, or 5	=	3.3252	1020 am
DF3	-	DTW	=	FOW	X	AGW (per ft)	=	AOW	multiply by 3, 4, or 5	=	AOWP	Time Collected
31.6	-	185	=	13.1	X	1.63	=	2.1353	multiply by 3, 4, or 5	=	6.4059	1025 am
DTB	-	DTW	=	FOW	X	AGW (per ft)	=	AOW	multiply by 3, 4, or 5	=	AOWP	Time Collected
	-		=		X		=		multiply by 3, 4, or 5	=		
DTB	-	DTW	=	FOW	X	AGW (per ft)	=	AOW	multiply by 3, 4, or 5	=	AOWP	Time Collected
	-		=		X		=		multiply by 3, 4, or 5	=		
DTB	-	DTW	=	FOW	X	AGW (per ft)	=	AOW	multiply by 3, 4, or 5	=	AOWP	Time Collected
	-		=		X		=		multiply by 3, 4, or 5	=		

* DTW = Depth to Water; DTB = Depth to Bottom; FOW = Feet of Water; AGW = Amount of Gallons of Water per foot; AOW = Amount of Water in Well Case; AOWP = Amount of Water Purged *
 Amount of Water Purged is the amount required to turn the well over for sampling. Please note if the amount you purged is different then the amount required
 The DTW is the Depth to Top of the PVC Well. GW = Ground Water, MW = Monitoring Well.



Technical Report

prepared for:

Maximum Environmental Management, Inc.

1170 Lincoln Avenue., Suite 4

Holbrook NY, 11741

Attention: Brian Leshinger

Report Date: 08/21/2025

Client Project ID: 2508283

York Project (SDG) No.: 25H1149

Stratford, CT Laboratory IDs:
NY:10854, NJ: CT005, PA: 68-0440, CT: PH-0723



Richmond Hill, NY Laboratory IDs:
NY:12058, NJ: NY037, CT: PH-0721, NH: 2097,
EPA: NY01600

120 RESEARCH DRIVE
www.YORKLAB.com

STRATFORD, CT 06615
(203) 325-1371



132-02 89th AVENUE
FAX (203) 357-0166

RICHMOND HILL, NY 11418
ClientServices@yorklab.com

Report Date: 08/21/2025
Client Project ID: 2508283
York Project (SDG) No.: 25H1149

Maximum Environmental Management, Inc.
1170 Lincoln Avenue., Suite 4
Holbrook NY, 11741
Attention: Brian Leshinger

Purpose and Results

This report contains the analytical data for the sample(s) identified on the attached chain-of-custody received in our laboratory on August 15, 2025 and listed below. The project was identified as your project: **2508283**.

The analyses were conducted utilizing appropriate EPA, Standard Methods, and ASTM methods as detailed in the data summary tables.

All samples were received in proper condition meeting the customary acceptance requirements for environmental samples except those indicated under the Sample and Analysis Qualifiers section of this report.

All analyses met the method and laboratory standard operating procedure requirements except as indicated by any data flags, the meaning of which are explained in the Sample and Data Qualifiers Relating to This Work Order section of this report and case narrative if applicable.

The results of the analyses, which are all reported on dry weight basis (soils) unless otherwise noted, are detailed in the following pages.

Please contact Client Services at 203.325.1371 with any questions regarding this report.

<u>York Sample ID</u>	<u>Client Sample ID</u>	<u>Matrix</u>	<u>Date Collected</u>	<u>Date Received</u>
25H1149-01	Monitoring Well #BG 2	Water	08/14/2025	08/15/2025
25H1149-02	Monitoring Well #BG 1	Water	08/14/2025	08/15/2025
25H1149-03	Monitoring Well #DG 0.5	Water	08/14/2025	08/15/2025
25H1149-04	Monitoring Well #DG 1	Water	08/14/2025	08/15/2025
25H1149-05	Monitoring Well #DG 1.5	Water	08/14/2025	08/15/2025
25H1149-06	Monitoring Well #DG 2	Water	08/14/2025	08/15/2025
25H1149-07	Monitoring Well #DG 3	Water	08/14/2025	08/15/2025
25H1149-08	Monitoring Well #DG 1.5 A	Water	08/14/2025	08/15/2025
25H1149-09	Monitoring Well #DG 1.5 B	Water	08/14/2025	08/15/2025
25H1149-10	Monitoring Well #DG 1.5 C	Water	08/14/2025	08/15/2025
25H1149-11	Monitoring Well #DF 1	Water	08/14/2025	08/15/2025
25H1149-12	Monitoring Well #DF 2	Water	08/14/2025	08/15/2025
25H1149-13	Monitoring Well #DF 3	Water	08/14/2025	08/15/2025
25H1149-14	Monitoring Well #Waste Water	Waste Water	08/14/2025	08/15/2025

General Notes for York Project (SDG) No.: 25H1149

1. The RLs and MDLs (Reporting Limit and Method Detection Limit respectively) reported are adjusted for any dilution necessary due to the levels of target and/or non-target analytes and matrix interference. The RL(REPORTING LIMIT) is based upon the lowest standard utilized for the calibration where applicable.
2. Samples are retained for a period of thirty days after submittal of report, unless other arrangements are made.
3. York's liability for the above data is limited to the dollar value paid to York for the referenced project.
4. This report shall not be reproduced without the written approval of York Analytical Laboratories, Inc.
5. All analyses conducted met method or Laboratory SOP requirements. See the Sample and Data Qualifiers Section for further information.
6. It is noted that no analyses reported herein were subcontracted to another laboratory, unless noted in the report.
7. This report reflects results that relate only to the samples submitted on the attached chain-of-custody form(s) received by York.
8. Analyses conducted at York Analytical Laboratories, Inc. Stratford, CT are indicated by NY Cert. No. 10854, NJ Cert No. CT005, PA Cert No. 68-04440, CT Cert No. PH-0723; those conducted at York Analytical Laboratories, Inc., Richmond Hill, NY are indicated by NY Cert. No. 12058, NJ Cert No. NY037, CT Cert No. PH-0721, NH Cert No. 2097, EPA Cert No. NY01600.

Approved By:



Cassie L. Mosher
Laboratory Manager

Date: 08/21/2025





Sample Information

Client Sample ID: Monitoring Well #BG 2

York Sample ID: 25H1149-01

<u>York Project (SDG) No.</u> 25H1149	<u>Client Project ID</u> 2508283	<u>Matrix</u> Water	<u>Collection Date/Time</u> August 14, 2025 10:45 am	<u>Date Received</u> 08/15/2025
--	-------------------------------------	------------------------	---	------------------------------------

Nitrate as N

Log-in Notes:

Sample Notes:

Sample Prepared by Method: EPA 300

CAS No.	Parameter	Result	Flag	Units	Reported to LOQ	Dilution	Reference Method	Date/Time Prepared	Date/Time Analyzed	Analyst
14797-55-8	Nitrate as N	6.63		mg/L	0.0500	1	EPA 300.0	08/15/2025 23:16	08/15/2025 23:16	DNP
							Certifications:	NYSDOH-NY10854,CTDPH-PH-0840,NJDEP-CT005,PADEP-68-C		

Nitrite as N

Log-in Notes:

Sample Notes:

Sample Prepared by Method: EPA 300

CAS No.	Parameter	Result	Flag	Units	Reported to LOQ	Dilution	Reference Method	Date/Time Prepared	Date/Time Analyzed	Analyst
14797-65-0	Nitrite as N	ND		mg/L	0.0500	1	EPA 300.0	08/15/2025 23:16	08/15/2025 23:16	DNP
							Certifications:	NYSDOH-NY10854,CTDPH-PH-0840,PADEP-68-04440		

Ammonia Nitrogen as N

Log-in Notes:

Sample Notes:

Sample Prepared by Method: Analysis Preparation

CAS No.	Parameter	Result	Flag	Units	Reported to LOQ	Dilution	Reference Method	Date/Time Prepared	Date/Time Analyzed	Analyst
7664-41-7	Ammonia Nitrogen as N	0.202		mg/L	0.0500	1	SM 4500-NH3 D	08/19/2025 10:21	08/19/2025 10:21	TCD
							Certifications:	NYSDOH-NY10854,CTDPH-PH-0840,NJDEP-CT005,PADEP-68-C		

Biochemical Oxygen Demand (BOD) 5-Day

Log-in Notes:

Sample Notes:

Sample Prepared by Method: Analysis Preparation

CAS No.	Parameter	Result	Flag	Units	Reported to LOQ	Dilution	Reference Method	Date/Time Prepared	Date/Time Analyzed	Analyst
BOD	Biochemical Oxygen Demand (BOD) (5-Day)	4.0		mg/L	2.4	2.35	SM 5210 B-2016	08/15/2025 21:17	08/20/2025 12:16	STW
							Certifications:	CTDPH-PH-0840,NYSDOH-NY10854,NJDEP-CT005,PADEP-68-C		

Total Kjeldahl Nitrogen

Log-in Notes:

Sample Notes:

Sample Prepared by Method: Analysis Prep for SAA

CAS No.	Parameter	Result	Flag	Units	Reported to LOQ	Dilution	Reference Method	Date/Time Prepared	Date/Time Analyzed	Analyst
	Total Kjeldahl Nitrogen	2.52		mg/L	0.400	5	SM 4500-N Org D	08/18/2025 15:34	08/19/2025 12:38	TCD
							Certifications:	NYSDOH-NY10854,CTDPH-PH-0840,NJDEP-CT005,PADEP-68-C		

Total Nitrogen (TN)

Log-in Notes:

Sample Notes:

Sample Prepared by Method: Analysis Prep for SAA

CAS No.	Parameter	Result	Flag	Units	Reported to LOQ	Dilution	Reference Method	Date/Time Prepared	Date/Time Analyzed	Analyst
	* Total Nitrogen	9.15		mg/L	0.0500	1	SM 4500-N B	08/21/2025 16:56	08/21/2025 17:01	AD
							Certifications:			

Total Organic Nitrogen(TON)

Log-in Notes:

Sample Notes:

Sample Prepared by Method: Analysis Prep for SAA

CAS No.	Parameter	Result	Flag	Units	Reported to LOQ	Dilution	Reference Method	Date/Time Prepared	Date/Time Analyzed	Analyst



Sample Information

Client Sample ID: Monitoring Well #BG 2

York Sample ID: 25H1149-01

Table with 5 columns: York Project (SDG) No., Client Project ID, Matrix, Collection Date/Time, Date Received. Values: 25H1149, 2508283, Water, August 14, 2025 10:45 am, 08/15/2025

Total Organic Nitrogen(TON)

Log-in Notes:

Sample Notes:

Sample Prepared by Method: Analysis Prep for SAA

Table with 11 columns: CAS No., Parameter, Result, Flag, Units, Reported to LOQ, Dilution, Reference Method, Date/Time Prepared, Date/Time Analyzed, Analyst. Row 1: * Total Organic Nitrogen, 2.32, mg/L, 0.100, 1, SM 4500-N, 08/21/2025 16:56, 08/21/2025 17:01, AD

Sample Information

Client Sample ID: Monitoring Well #BG 1

York Sample ID: 25H1149-02

Table with 5 columns: York Project (SDG) No., Client Project ID, Matrix, Collection Date/Time, Date Received. Values: 25H1149, 2508283, Water, August 14, 2025 11:00 am, 08/15/2025

Nitrate as N

Log-in Notes:

Sample Notes:

Sample Prepared by Method: EPA 300

Table with 11 columns: CAS No., Parameter, Result, Flag, Units, Reported to LOQ, Dilution, Reference Method, Date/Time Prepared, Date/Time Analyzed, Analyst. Row 1: Nitrate as N, 28.1, mg/L, 0.100, 2, EPA 300.0, 08/16/2025 10:11, 08/16/2025 10:11, DNP

Nitrite as N

Log-in Notes:

Sample Notes:

Sample Prepared by Method: EPA 300

Table with 11 columns: CAS No., Parameter, Result, Flag, Units, Reported to LOQ, Dilution, Reference Method, Date/Time Prepared, Date/Time Analyzed, Analyst. Row 1: Nitrite as N, ND, mg/L, 0.0500, 1, EPA 300.0, 08/15/2025 23:37, 08/15/2025 23:37, DNP

Ammonia Nitrogen as N

Log-in Notes:

Sample Notes:

Sample Prepared by Method: Analysis Preparation

Table with 11 columns: CAS No., Parameter, Result, Flag, Units, Reported to LOQ, Dilution, Reference Method, Date/Time Prepared, Date/Time Analyzed, Analyst. Row 1: Ammonia Nitrogen as N, ND, mg/L, 0.0500, 1, SM 4500-NH3 D, 08/19/2025 10:21, 08/19/2025 10:21, TCD

Biochemical Oxygen Demand (BOD) 5-Day

Log-in Notes:

Sample Notes:

Sample Prepared by Method: Analysis Preparation

Table with 11 columns: CAS No., Parameter, Result, Flag, Units, Reported to LOQ, Dilution, Reference Method, Date/Time Prepared, Date/Time Analyzed, Analyst. Row 1: Biochemical Oxygen Demand (BOD) (5-Day), ND, mg/L, 2.4, 2.35, SM 5210 B-2016, 08/15/2025 21:17, 08/20/2025 12:16, STW

Total Kjeldahl Nitrogen

Log-in Notes:

Sample Notes:

Sample Prepared by Method: Analysis Prep for SAA

Table with 11 columns: CAS No., Parameter, Result, Flag, Units, Reported to LOQ, Dilution, Reference Method, Date/Time Prepared, Date/Time Analyzed, Analyst



Sample Information

Client Sample ID: Monitoring Well #BG 1

York Sample ID: 25H1149-02

<u>York Project (SDG) No.</u> 25H1149	<u>Client Project ID</u> 2508283	<u>Matrix</u> Water	<u>Collection Date/Time</u> August 14, 2025 11:00 am	<u>Date Received</u> 08/15/2025
--	-------------------------------------	------------------------	---	------------------------------------

Total Kjeldahl Nitrogen

Log-in Notes:

Sample Notes:

Sample Prepared by Method: Analysis Prep for SAA

CAS No.	Parameter	Result	Flag	Units	Reported to LOQ	Dilution	Reference Method	Date/Time Prepared	Date/Time Analyzed	Analyst
	Total Kjeldahl Nitrogen	2.76		mg/L	0.400	5	SM 4500-N Org D	08/18/2025 15:34	08/19/2025 12:38	TCD
Certifications: NYSDOH-NY10854,CTDPH-PH-0840,NJDEP-CT005,PADEP-68-C										

Total Nitrogen (TN)

Log-in Notes:

Sample Notes:

Sample Prepared by Method: Analysis Prep for SAA

CAS No.	Parameter	Result	Flag	Units	Reported to LOQ	Dilution	Reference Method	Date/Time Prepared	Date/Time Analyzed	Analyst
	* Total Nitrogen	30.9		mg/L	0.0500	1	SM 4500-N B	08/21/2025 16:56	08/21/2025 17:01	AD
Certifications:										

Total Organic Nitrogen(TON)

Log-in Notes:

Sample Notes:

Sample Prepared by Method: Analysis Prep for SAA

CAS No.	Parameter	Result	Flag	Units	Reported to LOQ	Dilution	Reference Method	Date/Time Prepared	Date/Time Analyzed	Analyst
TON	* Total Organic Nitrogen	2.76		mg/L	0.100	1	SM 4500-N	08/21/2025 16:56	08/21/2025 17:01	AD
Certifications:										

Sample Information

Client Sample ID: Monitoring Well #DG 0.5

York Sample ID: 25H1149-03

<u>York Project (SDG) No.</u> 25H1149	<u>Client Project ID</u> 2508283	<u>Matrix</u> Water	<u>Collection Date/Time</u> August 14, 2025 11:15 am	<u>Date Received</u> 08/15/2025
--	-------------------------------------	------------------------	---	------------------------------------

Nitrate as N

Log-in Notes:

Sample Notes:

Sample Prepared by Method: EPA 300

CAS No.	Parameter	Result	Flag	Units	Reported to LOQ	Dilution	Reference Method	Date/Time Prepared	Date/Time Analyzed	Analyst
14797-55-8	Nitrate as N	3.45		mg/L	0.0500	1	EPA 300.0	08/15/2025 23:47	08/15/2025 23:47	DNP
Certifications: NYSDOH-NY10854,CTDPH-PH-0840,NJDEP-CT005,PADEP-68-C										

Nitrite as N

Log-in Notes:

Sample Notes:

Sample Prepared by Method: EPA 300

CAS No.	Parameter	Result	Flag	Units	Reported to LOQ	Dilution	Reference Method	Date/Time Prepared	Date/Time Analyzed	Analyst
14797-65-0	Nitrite as N	ND		mg/L	0.0500	1	EPA 300.0	08/15/2025 23:47	08/15/2025 23:47	DNP
Certifications: NYSDOH-NY10854,CTDPH-PH-0840,PADEP-68-04440										

Ammonia Nitrogen as N

Log-in Notes:

Sample Notes:

Sample Prepared by Method: Analysis Preparation

CAS No.	Parameter	Result	Flag	Units	Reported to LOQ	Dilution	Reference Method	Date/Time Prepared	Date/Time Analyzed	Analyst
---------	-----------	--------	------	-------	-----------------	----------	------------------	--------------------	--------------------	---------



Sample Information

Client Sample ID: Monitoring Well #DG 0.5

York Sample ID: 25H1149-03

<u>York Project (SDG) No.</u> 25H1149	<u>Client Project ID</u> 2508283	<u>Matrix</u> Water	<u>Collection Date/Time</u> August 14, 2025 11:15 am	<u>Date Received</u> 08/15/2025
--	-------------------------------------	------------------------	---	------------------------------------

Ammonia Nitrogen as N

Log-in Notes:

Sample Notes:

Sample Prepared by Method: Analysis Preparation

CAS No.	Parameter	Result	Flag	Units	Reported to LOQ	Dilution	Reference Method	Date/Time Prepared	Date/Time Analyzed	Analyst
7664-41-7	Ammonia Nitrogen as N	ND		mg/L	0.0500	1	SM 4500-NH3 D Certifications: NYSDOH-NY10854,CTDPH-PH-0840,NJDEP-CT005,PADEP-68-0	08/19/2025 10:21	08/19/2025 10:21	TCD

Biochemical Oxygen Demand (BOD) 5-Day

Log-in Notes:

Sample Notes:

Sample Prepared by Method: Analysis Preparation

CAS No.	Parameter	Result	Flag	Units	Reported to LOQ	Dilution	Reference Method	Date/Time Prepared	Date/Time Analyzed	Analyst
BOD	Biochemical Oxygen Demand (BOD) (5-Day)	ND		mg/L	50	50.35714	SM 5210 B-2016 Certifications: CTDPH-PH-0840,NYSDOH-NY10854,NJDEP-CT005,PADEP-68-0	08/15/2025 21:17	08/20/2025 12:16	STW

Total Kjeldahl Nitrogen

Log-in Notes:

Sample Notes:

Sample Prepared by Method: Analysis Prep for SAA

CAS No.	Parameter	Result	Flag	Units	Reported to LOQ	Dilution	Reference Method	Date/Time Prepared	Date/Time Analyzed	Analyst
	Total Kjeldahl Nitrogen	1.09		mg/L	0.400	5	SM 4500-N Org D Certifications: NYSDOH-NY10854,CTDPH-PH-0840,NJDEP-CT005,PADEP-68-0	08/18/2025 15:34	08/19/2025 12:38	TCD

Total Nitrogen (TN)

Log-in Notes:

Sample Notes:

Sample Prepared by Method: Analysis Prep for SAA

CAS No.	Parameter	Result	Flag	Units	Reported to LOQ	Dilution	Reference Method	Date/Time Prepared	Date/Time Analyzed	Analyst
	* Total Nitrogen	4.54		mg/L	0.0500	1	SM 4500-N B Certifications:	08/21/2025 17:07	08/21/2025 17:09	AD

Total Organic Nitrogen(TON)

Log-in Notes:

Sample Notes:

Sample Prepared by Method: Analysis Prep for SAA

CAS No.	Parameter	Result	Flag	Units	Reported to LOQ	Dilution	Reference Method	Date/Time Prepared	Date/Time Analyzed	Analyst
TON	* Total Organic Nitrogen	1.09		mg/L	0.100	1	SM 4500-N Certifications:	08/21/2025 17:07	08/21/2025 17:09	AD

Sample Information

Client Sample ID: Monitoring Well #DG 1

York Sample ID: 25H1149-04

<u>York Project (SDG) No.</u> 25H1149	<u>Client Project ID</u> 2508283	<u>Matrix</u> Water	<u>Collection Date/Time</u> August 14, 2025 11:30 am	<u>Date Received</u> 08/15/2025
--	-------------------------------------	------------------------	---	------------------------------------

Nitrate as N

Log-in Notes:

Sample Notes:

Sample Prepared by Method: EPA 300

CAS No.	Parameter	Result	Flag	Units	Reported to LOQ	Dilution	Reference Method	Date/Time Prepared	Date/Time Analyzed	Analyst
---------	-----------	--------	------	-------	-----------------	----------	------------------	--------------------	--------------------	---------



Sample Information

Client Sample ID: Monitoring Well #DG 1

York Sample ID: 25H1149-04

<u>York Project (SDG) No.</u> 25H1149	<u>Client Project ID</u> 2508283	<u>Matrix</u> Water	<u>Collection Date/Time</u> August 14, 2025 11:30 am	<u>Date Received</u> 08/15/2025
--	-------------------------------------	------------------------	---	------------------------------------

Nitrate as N

Log-in Notes:

Sample Notes:

Sample Prepared by Method: EPA 300

CAS No.	Parameter	Result	Flag	Units	Reported to LOQ	Dilution	Reference Method	Date/Time Prepared	Date/Time Analyzed	Analyst
14797-55-8	Nitrate as N	2.49		mg/L	0.0500	1	EPA 300.0	08/16/2025 00:31	08/16/2025 00:31	DNP
Certifications: NYSDOH-NY10854,CTDPH-PH-0840,NJDEP-CT005,PADEP-68-C										

Nitrite as N

Log-in Notes:

Sample Notes:

Sample Prepared by Method: EPA 300

CAS No.	Parameter	Result	Flag	Units	Reported to LOQ	Dilution	Reference Method	Date/Time Prepared	Date/Time Analyzed	Analyst
14797-65-0	Nitrite as N	ND		mg/L	0.0500	1	EPA 300.0	08/16/2025 00:31	08/16/2025 00:31	DNP
Certifications: NYSDOH-NY10854,CTDPH-PH-0840,PADEP-68-04440										

Ammonia Nitrogen as N

Log-in Notes:

Sample Notes:

Sample Prepared by Method: Analysis Preparation

CAS No.	Parameter	Result	Flag	Units	Reported to LOQ	Dilution	Reference Method	Date/Time Prepared	Date/Time Analyzed	Analyst
7664-41-7	Ammonia Nitrogen as N	0.0701		mg/L	0.0500	1	SM 4500-NH3 D	08/19/2025 10:21	08/19/2025 10:21	TCD
Certifications: NYSDOH-NY10854,CTDPH-PH-0840,NJDEP-CT005,PADEP-68-C										

Biochemical Oxygen Demand (BOD) 5-Day

Log-in Notes:

Sample Notes:

Sample Prepared by Method: Analysis Preparation

CAS No.	Parameter	Result	Flag	Units	Reported to LOQ	Dilution	Reference Method	Date/Time Prepared	Date/Time Analyzed	Analyst
BOD	Biochemical Oxygen Demand (BOD) (5-Day)	ND		mg/L	50	50.35714	SM 5210 B-2016	08/15/2025 21:17	08/20/2025 12:16	STW
Certifications: CTDPH-PH-0840,NYSDOH-NY10854,NJDEP-CT005,PADEP-68-0										

Total Kjeldahl Nitrogen

Log-in Notes:

Sample Notes:

Sample Prepared by Method: Analysis Prep for SAA

CAS No.	Parameter	Result	Flag	Units	Reported to LOQ	Dilution	Reference Method	Date/Time Prepared	Date/Time Analyzed	Analyst
	Total Kjeldahl Nitrogen	1.42		mg/L	0.400	5	SM 4500-N Org D	08/18/2025 15:34	08/19/2025 12:38	TCD
Certifications: NYSDOH-NY10854,CTDPH-PH-0840,NJDEP-CT005,PADEP-68-C										

Total Nitrogen (TN)

Log-in Notes:

Sample Notes:

Sample Prepared by Method: Analysis Prep for SAA

CAS No.	Parameter	Result	Flag	Units	Reported to LOQ	Dilution	Reference Method	Date/Time Prepared	Date/Time Analyzed	Analyst
	* Total Nitrogen	3.91		mg/L	0.0500	1	SM 4500-N B	08/21/2025 17:07	08/21/2025 17:09	AD
Certifications:										

Total Organic Nitrogen(TON)

Log-in Notes:

Sample Notes:

Sample Prepared by Method: Analysis Prep for SAA

CAS No.	Parameter	Result	Flag	Units	Reported to LOQ	Dilution	Reference Method	Date/Time Prepared	Date/Time Analyzed	Analyst
TON	* Total Organic Nitrogen	1.35		mg/L	0.100	1	SM 4500-N	08/21/2025 17:07	08/21/2025 17:09	AD
Certifications:										



Sample Information

Client Sample ID: Monitoring Well #DG 1

York Sample ID: 25H1149-04

<u>York Project (SDG) No.</u> 25H1149	<u>Client Project ID</u> 2508283	<u>Matrix</u> Water	<u>Collection Date/Time</u> August 14, 2025 11:30 am	<u>Date Received</u> 08/15/2025
--	-------------------------------------	------------------------	---	------------------------------------

Sample Information

Client Sample ID: Monitoring Well #DG 1.5

York Sample ID: 25H1149-05

<u>York Project (SDG) No.</u> 25H1149	<u>Client Project ID</u> 2508283	<u>Matrix</u> Water	<u>Collection Date/Time</u> August 14, 2025 11:45 am	<u>Date Received</u> 08/15/2025
--	-------------------------------------	------------------------	---	------------------------------------

Nitrate as N

Log-in Notes:

Sample Notes:

Sample Prepared by Method: EPA 300

CAS No.	Parameter	Result	Flag	Units	Reported to LOQ	Dilution	Reference Method	Date/Time Prepared	Date/Time Analyzed	Analyst
14797-55-8	Nitrate as N	0.856		mg/L	0.0500	1	EPA 300.0	08/16/2025 00:52	08/16/2025 00:52	DNP
Certifications: NYSDOH-NY10854,CTDPH-PH-0840,NJDEP-CT005,PADEP-68-C										

Nitrite as N

Log-in Notes:

Sample Notes:

Sample Prepared by Method: EPA 300

CAS No.	Parameter	Result	Flag	Units	Reported to LOQ	Dilution	Reference Method	Date/Time Prepared	Date/Time Analyzed	Analyst
14797-65-0	Nitrite as N	ND		mg/L	0.0500	1	EPA 300.0	08/16/2025 00:52	08/16/2025 00:52	DNP
Certifications: NYSDOH-NY10854,CTDPH-PH-0840,PADEP-68-04440										

Ammonia Nitrogen as N

Log-in Notes:

Sample Notes:

Sample Prepared by Method: Analysis Preparation

CAS No.	Parameter	Result	Flag	Units	Reported to LOQ	Dilution	Reference Method	Date/Time Prepared	Date/Time Analyzed	Analyst
7664-41-7	Ammonia Nitrogen as N	1.33		mg/L	0.0500	1	SM 4500-NH3 D	08/19/2025 10:21	08/19/2025 10:21	TCD
Certifications: NYSDOH-NY10854,CTDPH-PH-0840,NJDEP-CT005,PADEP-68-C										

Biochemical Oxygen Demand (BOD) 5-Day

Log-in Notes:

Sample Notes:

Sample Prepared by Method: Analysis Preparation

CAS No.	Parameter	Result	Flag	Units	Reported to LOQ	Dilution	Reference Method	Date/Time Prepared	Date/Time Analyzed	Analyst
BOD	Biochemical Oxygen Demand (BOD) (5-Day)	50		mg/L	50	50.35714	SM 5210 B-2016	08/15/2025 21:17	08/20/2025 12:16	STW
Certifications: CTDPH-PH-0840,NYSDOH-NY10854,NJDEP-CT005,PADEP-68-C										

Total Kjeldahl Nitrogen

Log-in Notes:

Sample Notes:

Sample Prepared by Method: Analysis Prep for SAA

CAS No.	Parameter	Result	Flag	Units	Reported to LOQ	Dilution	Reference Method	Date/Time Prepared	Date/Time Analyzed	Analyst
	Total Kjeldahl Nitrogen	2.12		mg/L	0.400	5	SM 4500-N Org D	08/18/2025 15:34	08/19/2025 12:38	TCD
Certifications: NYSDOH-NY10854,CTDPH-PH-0840,NJDEP-CT005,PADEP-68-C										

Total Nitrogen (TN)

Log-in Notes:

Sample Notes:

Sample Prepared by Method: Analysis Prep for SAA

CAS No.	Parameter	Result	Flag	Units	Reported to LOQ	Dilution	Reference Method	Date/Time Prepared	Date/Time Analyzed	Analyst
---------	-----------	--------	------	-------	-----------------	----------	------------------	--------------------	--------------------	---------



Sample Information

Client Sample ID: Monitoring Well #DG 1.5

York Sample ID: 25H1149-05

<u>York Project (SDG) No.</u> 25H1149	<u>Client Project ID</u> 2508283	<u>Matrix</u> Water	<u>Collection Date/Time</u> August 14, 2025 11:45 am	<u>Date Received</u> 08/15/2025
--	-------------------------------------	------------------------	---	------------------------------------

Total Nitrogen (TN)

Log-in Notes:

Sample Notes:

Sample Prepared by Method: Analysis Prep for SAA

CAS No.	Parameter	Result	Flag	Units	Reported to LOQ	Dilution	Reference Method	Date/Time Prepared	Date/Time Analyzed	Analyst
* Total Nitrogen		2.98		mg/L	0.0500	1	SM 4500-N B	08/21/2025 17:07	08/21/2025 17:09	AD

Certifications:

Total Organic Nitrogen(TON)

Log-in Notes:

Sample Notes:

Sample Prepared by Method: Analysis Prep for SAA

CAS No.	Parameter	Result	Flag	Units	Reported to LOQ	Dilution	Reference Method	Date/Time Prepared	Date/Time Analyzed	Analyst
TON * Total Organic Nitrogen		0.790		mg/L	0.100	1	SM 4500-N	08/21/2025 17:07	08/21/2025 17:09	AD

Certifications:

Sample Information

Client Sample ID: Monitoring Well #DG 2

York Sample ID: 25H1149-06

<u>York Project (SDG) No.</u> 25H1149	<u>Client Project ID</u> 2508283	<u>Matrix</u> Water	<u>Collection Date/Time</u> August 14, 2025 12:00 pm	<u>Date Received</u> 08/15/2025
--	-------------------------------------	------------------------	---	------------------------------------

Nitrate as N

Log-in Notes:

Sample Notes:

Sample Prepared by Method: EPA 300

CAS No.	Parameter	Result	Flag	Units	Reported to LOQ	Dilution	Reference Method	Date/Time Prepared	Date/Time Analyzed	Analyst
14797-55-8	Nitrate as N	ND		mg/L	0.0500	1	EPA 300.0	08/16/2025 01:02	08/16/2025 01:02	DNP

Certifications: NYSDOH-NY10854,CTDPH-PH-0840,NJDEP-CT005,PADEP-68-0

Nitrite as N

Log-in Notes:

Sample Notes:

Sample Prepared by Method: EPA 300

CAS No.	Parameter	Result	Flag	Units	Reported to LOQ	Dilution	Reference Method	Date/Time Prepared	Date/Time Analyzed	Analyst
14797-65-0	Nitrite as N	ND		mg/L	0.0500	1	EPA 300.0	08/16/2025 01:02	08/16/2025 01:02	DNP

Certifications: NYSDOH-NY10854,CTDPH-PH-0840,PADEP-68-04440

Ammonia Nitrogen as N

Log-in Notes:

Sample Notes:

Sample Prepared by Method: Analysis Preparation

CAS No.	Parameter	Result	Flag	Units	Reported to LOQ	Dilution	Reference Method	Date/Time Prepared	Date/Time Analyzed	Analyst
7664-41-7	Ammonia Nitrogen as N	7.44		mg/L	0.0500	1	SM 4500-NH3 D	08/19/2025 10:21	08/19/2025 10:21	TCD

Certifications: NYSDOH-NY10854,CTDPH-PH-0840,NJDEP-CT005,PADEP-68-0

Biochemical Oxygen Demand (BOD) 5-Day

Log-in Notes:

Sample Notes:

Sample Prepared by Method: Analysis Preparation

CAS No.	Parameter	Result	Flag	Units	Reported to LOQ	Dilution	Reference Method	Date/Time Prepared	Date/Time Analyzed	Analyst
---------	-----------	--------	------	-------	-----------------	----------	------------------	--------------------	--------------------	---------



Sample Information

Client Sample ID: Monitoring Well #DG 2

York Sample ID: 25H1149-06

<u>York Project (SDG) No.</u> 25H1149	<u>Client Project ID</u> 2508283	<u>Matrix</u> Water	<u>Collection Date/Time</u> August 14, 2025 12:00 pm	<u>Date Received</u> 08/15/2025
--	-------------------------------------	------------------------	---	------------------------------------

Biochemical Oxygen Demand (BOD) 5-Day

Log-in Notes:

Sample Notes:

Sample Prepared by Method: Analysis Preparation

CAS No.	Parameter	Result	Flag	Units	Reported to LOQ	Dilution	Reference Method	Date/Time Prepared	Date/Time Analyzed	Analyst
BOD	Biochemical Oxygen Demand (BOD) (5-Day)	ND		mg/L	50	50.35714	SM 5210 B-2016 Certifications: CTDPH-PH-0840,NYSDOH-NY10854,NJDEP-CT005,PADEP-68-0	08/15/2025 21:17	08/20/2025 12:16	STW

Total Kjeldahl Nitrogen

Log-in Notes:

Sample Notes:

Sample Prepared by Method: Analysis Prep for SAA

CAS No.	Parameter	Result	Flag	Units	Reported to LOQ	Dilution	Reference Method	Date/Time Prepared	Date/Time Analyzed	Analyst
	Total Kjeldahl Nitrogen	7.65		mg/L	0.400	5	SM 4500-N Org D Certifications: NYSDOH-NY10854,CTDPH-PH-0840,NJDEP-CT005,PADEP-68-0	08/18/2025 15:34	08/19/2025 12:38	TCD

Total Nitrogen (TN)

Log-in Notes:

Sample Notes:

Sample Prepared by Method: Analysis Prep for SAA

CAS No.	Parameter	Result	Flag	Units	Reported to LOQ	Dilution	Reference Method	Date/Time Prepared	Date/Time Analyzed	Analyst
	* Total Nitrogen	7.65		mg/L	0.0500	1	SM 4500-N B Certifications:	08/21/2025 17:07	08/21/2025 17:09	AD

Total Organic Nitrogen(TON)

Log-in Notes:

Sample Notes:

Sample Prepared by Method: Analysis Prep for SAA

CAS No.	Parameter	Result	Flag	Units	Reported to LOQ	Dilution	Reference Method	Date/Time Prepared	Date/Time Analyzed	Analyst
TON	* Total Organic Nitrogen	0.210		mg/L	0.100	1	SM 4500-N Certifications:	08/21/2025 17:07	08/21/2025 17:09	AD

Sample Information

Client Sample ID: Monitoring Well #DG 3

York Sample ID: 25H1149-07

<u>York Project (SDG) No.</u> 25H1149	<u>Client Project ID</u> 2508283	<u>Matrix</u> Water	<u>Collection Date/Time</u> August 14, 2025 12:12 pm	<u>Date Received</u> 08/15/2025
--	-------------------------------------	------------------------	---	------------------------------------

Nitrate as N

Log-in Notes:

Sample Notes:

Sample Prepared by Method: EPA 300

CAS No.	Parameter	Result	Flag	Units	Reported to LOQ	Dilution	Reference Method	Date/Time Prepared	Date/Time Analyzed	Analyst
14797-55-8	Nitrate as N	0.159		mg/L	0.0500	1	EPA 300.0 Certifications: NYSDOH-NY10854,CTDPH-PH-0840,NJDEP-CT005,PADEP-68-0	08/16/2025 01:12	08/16/2025 01:12	DNP

Nitrite as N

Log-in Notes:

Sample Notes:

Sample Prepared by Method: EPA 300

CAS No.	Parameter	Result	Flag	Units	Reported to LOQ	Dilution	Reference Method	Date/Time Prepared	Date/Time Analyzed	Analyst
---------	-----------	--------	------	-------	-----------------	----------	------------------	--------------------	--------------------	---------



Sample Information

Client Sample ID: Monitoring Well #DG 3

York Sample ID: 25H1149-07

<u>York Project (SDG) No.</u> 25H1149	<u>Client Project ID</u> 2508283	<u>Matrix</u> Water	<u>Collection Date/Time</u> August 14, 2025 12:12 pm	<u>Date Received</u> 08/15/2025
--	-------------------------------------	------------------------	---	------------------------------------

Nitrite as N

Log-in Notes:

Sample Notes:

Sample Prepared by Method: EPA 300

CAS No.	Parameter	Result	Flag	Units	Reported to LOQ	Dilution	Reference Method	Date/Time Prepared	Date/Time Analyzed	Analyst
14797-65-0	Nitrite as N	ND		mg/L	0.0500	1	EPA 300.0 Certifications: NYSDOH-NY10854,CTDPH-PH-0840,PADEP-68-04440	08/16/2025 01:12	08/16/2025 01:12	DNP

Ammonia Nitrogen as N

Log-in Notes:

Sample Notes:

Sample Prepared by Method: Analysis Preparation

CAS No.	Parameter	Result	Flag	Units	Reported to LOQ	Dilution	Reference Method	Date/Time Prepared	Date/Time Analyzed	Analyst
7664-41-7	Ammonia Nitrogen as N	1.34		mg/L	0.0500	1	SM 4500-NH3 D Certifications: NYSDOH-NY10854,CTDPH-PH-0840,NJDEP-CT005,PADEP-68-0	08/19/2025 10:21	08/19/2025 10:21	TCD

Biochemical Oxygen Demand (BOD) 5-Day

Log-in Notes:

Sample Notes:

Sample Prepared by Method: Analysis Preparation

CAS No.	Parameter	Result	Flag	Units	Reported to LOQ	Dilution	Reference Method	Date/Time Prepared	Date/Time Analyzed	Analyst
BOD	Biochemical Oxygen Demand (BOD) (5-Day)	ND		mg/L	50	50.35714	SM 5210 B-2016 Certifications: CTDPH-PH-0840,NYSDOH-NY10854,NJDEP-CT005,PADEP-68-0	08/15/2025 21:17	08/20/2025 12:16	STW

Total Kjeldahl Nitrogen

Log-in Notes:

Sample Notes:

Sample Prepared by Method: Analysis Prep for SAA

CAS No.	Parameter	Result	Flag	Units	Reported to LOQ	Dilution	Reference Method	Date/Time Prepared	Date/Time Analyzed	Analyst
	Total Kjeldahl Nitrogen	1.89		mg/L	0.400	5	SM 4500-N Org D Certifications: NYSDOH-NY10854,CTDPH-PH-0840,NJDEP-CT005,PADEP-68-0	08/18/2025 15:34	08/19/2025 12:38	TCD

Total Nitrogen (TN)

Log-in Notes:

Sample Notes:

Sample Prepared by Method: Analysis Prep for SAA

CAS No.	Parameter	Result	Flag	Units	Reported to LOQ	Dilution	Reference Method	Date/Time Prepared	Date/Time Analyzed	Analyst
	* Total Nitrogen	2.05		mg/L	0.0500	1	SM 4500-N B Certifications:	08/21/2025 17:07	08/21/2025 17:09	AD

Total Organic Nitrogen(TON)

Log-in Notes:

Sample Notes:

Sample Prepared by Method: Analysis Prep for SAA

CAS No.	Parameter	Result	Flag	Units	Reported to LOQ	Dilution	Reference Method	Date/Time Prepared	Date/Time Analyzed	Analyst
TON	* Total Organic Nitrogen	0.550		mg/L	0.100	1	SM 4500-N Certifications:	08/21/2025 17:07	08/21/2025 17:09	AD



Sample Information

Client Sample ID: Monitoring Well #DG 1.5 A

York Sample ID: 25H1149-08

<u>York Project (SDG) No.</u> 25H1149	<u>Client Project ID</u> 2508283	<u>Matrix</u> Water	<u>Collection Date/Time</u> August 14, 2025 12:30 pm	<u>Date Received</u> 08/15/2025
--	-------------------------------------	------------------------	---	------------------------------------

Nitrate as N

Log-in Notes:

Sample Notes:

Sample Prepared by Method: EPA 300

CAS No.	Parameter	Result	Flag	Units	Reported to LOQ	Dilution	Reference Method	Date/Time Prepared	Date/Time Analyzed	Analyst
14797-55-8	Nitrate as N	12.5		mg/L	0.100	2	EPA 300.0	08/16/2025 10:50	08/16/2025 10:50	DNP
Certifications: NYSDOH-NY10854,CTDPH-PH-0840,NJDEP-CT005,PADEP-68-C										

Nitrite as N

Log-in Notes:

Sample Notes:

Sample Prepared by Method: EPA 300

CAS No.	Parameter	Result	Flag	Units	Reported to LOQ	Dilution	Reference Method	Date/Time Prepared	Date/Time Analyzed	Analyst
14797-65-0	Nitrite as N	ND		mg/L	0.0500	1	EPA 300.0	08/16/2025 01:33	08/16/2025 01:33	DNP
Certifications: NYSDOH-NY10854,CTDPH-PH-0840,PADEP-68-04440										

Ammonia Nitrogen as N

Log-in Notes:

Sample Notes:

Sample Prepared by Method: Analysis Preparation

CAS No.	Parameter	Result	Flag	Units	Reported to LOQ	Dilution	Reference Method	Date/Time Prepared	Date/Time Analyzed	Analyst
7664-41-7	Ammonia Nitrogen as N	2.78		mg/L	0.0500	1	SM 4500-NH3 D	08/19/2025 10:21	08/19/2025 10:21	TCD
Certifications: NYSDOH-NY10854,CTDPH-PH-0840,NJDEP-CT005,PADEP-68-C										

Biochemical Oxygen Demand (BOD) 5-Day

Log-in Notes:

Sample Notes:

Sample Prepared by Method: Analysis Preparation

CAS No.	Parameter	Result	Flag	Units	Reported to LOQ	Dilution	Reference Method	Date/Time Prepared	Date/Time Analyzed	Analyst
BOD	Biochemical Oxygen Demand (BOD) (5-Day)	ND		mg/L	2.4	2.35	SM 5210 B-2016	08/15/2025 21:17	08/20/2025 12:16	STW
Certifications: CTDPH-PH-0840,NYSDOH-NY10854,NJDEP-CT005,PADEP-68-0										

Total Kjeldahl Nitrogen

Log-in Notes:

Sample Notes:

Sample Prepared by Method: Analysis Prep for SAA

CAS No.	Parameter	Result	Flag	Units	Reported to LOQ	Dilution	Reference Method	Date/Time Prepared	Date/Time Analyzed	Analyst
	Total Kjeldahl Nitrogen	3.47		mg/L	0.400	5	SM 4500-N Org D	08/19/2025 14:48	08/20/2025 08:05	TCD
Certifications: NYSDOH-NY10854,CTDPH-PH-0840,NJDEP-CT005,PADEP-68-C										

Total Nitrogen (TN)

Log-in Notes:

Sample Notes:

Sample Prepared by Method: Analysis Prep for SAA

CAS No.	Parameter	Result	Flag	Units	Reported to LOQ	Dilution	Reference Method	Date/Time Prepared	Date/Time Analyzed	Analyst
	* Total Nitrogen	16.0		mg/L	0.0500	1	SM 4500-N B	08/21/2025 17:07	08/21/2025 17:09	AD
Certifications:										

Total Organic Nitrogen(TON)

Log-in Notes:

Sample Notes:

Sample Prepared by Method: Analysis Prep for SAA

CAS No.	Parameter	Result	Flag	Units	Reported to LOQ	Dilution	Reference Method	Date/Time Prepared	Date/Time Analyzed	Analyst
TON	* Total Organic Nitrogen	0.690		mg/L	0.100	1	SM 4500-N	08/21/2025 17:07	08/21/2025 17:09	AD
Certifications:										



Sample Information

Client Sample ID: Monitoring Well #DG 1.5 A	York Sample ID: 25H1149-08			
<u>York Project (SDG) No.</u> 25H1149	<u>Client Project ID</u> 2508283	<u>Matrix</u> Water	<u>Collection Date/Time</u> August 14, 2025 12:30 pm	<u>Date Received</u> 08/15/2025

Sample Information

Client Sample ID: Monitoring Well #DG 1.5 B	York Sample ID: 25H1149-09			
<u>York Project (SDG) No.</u> 25H1149	<u>Client Project ID</u> 2508283	<u>Matrix</u> Water	<u>Collection Date/Time</u> August 14, 2025 12:45 pm	<u>Date Received</u> 08/15/2025

Nitrate as N

Log-in Notes:

Sample Notes:

Sample Prepared by Method: EPA 300

CAS No.	Parameter	Result	Flag	Units	Reported to LOQ	Dilution	Reference Method	Date/Time Prepared	Date/Time Analyzed	Analyst
14797-55-8	Nitrate as N	10.1		mg/L	0.0500	1	EPA 300.0	08/16/2025 02:15	08/16/2025 02:15	DNP
Certifications: NYSDOH-NY10854,CTDPH-PH-0840,NJDEP-CT005,PADEP-68-C										

Nitrite as N

Log-in Notes:

Sample Notes:

Sample Prepared by Method: EPA 300

CAS No.	Parameter	Result	Flag	Units	Reported to LOQ	Dilution	Reference Method	Date/Time Prepared	Date/Time Analyzed	Analyst
14797-65-0	Nitrite as N	ND		mg/L	0.0500	1	EPA 300.0	08/16/2025 02:15	08/16/2025 02:15	DNP
Certifications: NYSDOH-NY10854,CTDPH-PH-0840,PADEP-68-04440										

Ammonia Nitrogen as N

Log-in Notes:

Sample Notes:

Sample Prepared by Method: Analysis Preparation

CAS No.	Parameter	Result	Flag	Units	Reported to LOQ	Dilution	Reference Method	Date/Time Prepared	Date/Time Analyzed	Analyst
7664-41-7	Ammonia Nitrogen as N	4.51		mg/L	0.0500	1	SM 4500-NH3 D	08/19/2025 10:21	08/19/2025 10:21	TCD
Certifications: NYSDOH-NY10854,CTDPH-PH-0840,NJDEP-CT005,PADEP-68-C										

Biochemical Oxygen Demand (BOD) 5-Day

Log-in Notes:

Sample Notes:

Sample Prepared by Method: Analysis Preparation

CAS No.	Parameter	Result	Flag	Units	Reported to LOQ	Dilution	Reference Method	Date/Time Prepared	Date/Time Analyzed	Analyst
BOD	Biochemical Oxygen Demand (BOD) (5-Day)	ND		mg/L	2.4	2.35	SM 5210 B-2016	08/15/2025 21:17	08/20/2025 12:16	STW
Certifications: CTDPH-PH-0840,NYSDOH-NY10854,NJDEP-CT005,PADEP-68-0										

Total Kjeldahl Nitrogen

Log-in Notes:

Sample Notes:

Sample Prepared by Method: Analysis Prep for SAA

CAS No.	Parameter	Result	Flag	Units	Reported to LOQ	Dilution	Reference Method	Date/Time Prepared	Date/Time Analyzed	Analyst
	Total Kjeldahl Nitrogen	6.30		mg/L	0.400	5	SM 4500-N Org D	08/19/2025 14:48	08/20/2025 08:05	TCD
Certifications: NYSDOH-NY10854,CTDPH-PH-0840,NJDEP-CT005,PADEP-68-C										

Total Nitrogen (TN)

Log-in Notes:

Sample Notes:

Sample Prepared by Method: Analysis Prep for SAA

CAS No.	Parameter	Result	Flag	Units	Reported to LOQ	Dilution	Reference Method	Date/Time Prepared	Date/Time Analyzed	Analyst



Sample Information

Client Sample ID: Monitoring Well #DG 1.5 B

York Sample ID: 25H1149-09

<u>York Project (SDG) No.</u> 25H1149	<u>Client Project ID</u> 2508283	<u>Matrix</u> Water	<u>Collection Date/Time</u> August 14, 2025 12:45 pm	<u>Date Received</u> 08/15/2025
--	-------------------------------------	------------------------	---	------------------------------------

Total Nitrogen (TN)

Log-in Notes:

Sample Notes:

Sample Prepared by Method: Analysis Prep for SAA

CAS No.	Parameter	Result	Flag	Units	Reported to LOQ	Dilution	Reference Method	Date/Time Prepared	Date/Time Analyzed	Analyst
* Total Nitrogen		16.4		mg/L	0.0500	1	SM 4500-N B	08/21/2025 17:07	08/21/2025 17:09	AD

Certifications:

Total Organic Nitrogen(TON)

Log-in Notes:

Sample Notes:

Sample Prepared by Method: Analysis Prep for SAA

CAS No.	Parameter	Result	Flag	Units	Reported to LOQ	Dilution	Reference Method	Date/Time Prepared	Date/Time Analyzed	Analyst
TON * Total Organic Nitrogen		1.79		mg/L	0.100	1	SM 4500-N	08/21/2025 17:07	08/21/2025 17:09	AD

Certifications:

Sample Information

Client Sample ID: Monitoring Well #DG 1.5 C

York Sample ID: 25H1149-10

<u>York Project (SDG) No.</u> 25H1149	<u>Client Project ID</u> 2508283	<u>Matrix</u> Water	<u>Collection Date/Time</u> August 14, 2025 1:00 pm	<u>Date Received</u> 08/15/2025
--	-------------------------------------	------------------------	--	------------------------------------

Nitrate as N

Log-in Notes:

Sample Notes:

Sample Prepared by Method: EPA 300

CAS No.	Parameter	Result	Flag	Units	Reported to LOQ	Dilution	Reference Method	Date/Time Prepared	Date/Time Analyzed	Analyst
14797-55-8	Nitrate as N	8.92		mg/L	0.0500	1	EPA 300.0	08/16/2025 02:55	08/16/2025 02:55	DNP

Certifications: NYSDOH-NY10854,CTDPH-PH-0840,NJDEP-CT005,PADEP-68-0

Nitrite as N

Log-in Notes:

Sample Notes:

Sample Prepared by Method: EPA 300

CAS No.	Parameter	Result	Flag	Units	Reported to LOQ	Dilution	Reference Method	Date/Time Prepared	Date/Time Analyzed	Analyst
14797-65-0	Nitrite as N	ND		mg/L	0.0500	1	EPA 300.0	08/16/2025 02:55	08/16/2025 02:55	DNP

Certifications: NYSDOH-NY10854,CTDPH-PH-0840,PADEP-68-04440

Ammonia Nitrogen as N

Log-in Notes:

Sample Notes:

Sample Prepared by Method: Analysis Preparation

CAS No.	Parameter	Result	Flag	Units	Reported to LOQ	Dilution	Reference Method	Date/Time Prepared	Date/Time Analyzed	Analyst
7664-41-7	Ammonia Nitrogen as N	ND		mg/L	0.0500	1	SM 4500-NH3 D	08/19/2025 10:21	08/19/2025 10:21	TCD

Certifications: NYSDOH-NY10854,CTDPH-PH-0840,NJDEP-CT005,PADEP-68-0

Biochemical Oxygen Demand (BOD) 5-Day

Log-in Notes:

Sample Notes:

Sample Prepared by Method: Analysis Preparation

CAS No.	Parameter	Result	Flag	Units	Reported to LOQ	Dilution	Reference Method	Date/Time Prepared	Date/Time Analyzed	Analyst
---------	-----------	--------	------	-------	-----------------	----------	------------------	--------------------	--------------------	---------



Sample Information

Client Sample ID: Monitoring Well #DG 1.5 C

York Sample ID: 25H1149-10

<u>York Project (SDG) No.</u> 25H1149	<u>Client Project ID</u> 2508283	<u>Matrix</u> Water	<u>Collection Date/Time</u> August 14, 2025 1:00 pm	<u>Date Received</u> 08/15/2025
--	-------------------------------------	------------------------	--	------------------------------------

Biochemical Oxygen Demand (BOD) 5-Day

Log-in Notes:

Sample Notes:

Sample Prepared by Method: Analysis Preparation

CAS No.	Parameter	Result	Flag	Units	Reported to LOQ	Dilution	Reference Method	Date/Time Prepared	Date/Time Analyzed	Analyst
BOD	Biochemical Oxygen Demand (BOD) (5-Day)	ND		mg/L	2.4	2.35	SM 5210 B-2016 Certifications: CTDPH-PH-0840,NYSDOH-NY10854,NJDEP-CT005,PADEP-68-0	08/15/2025 21:17	08/20/2025 12:16	STW

Total Kjeldahl Nitrogen

Log-in Notes:

Sample Notes:

Sample Prepared by Method: Analysis Prep for SAA

CAS No.	Parameter	Result	Flag	Units	Reported to LOQ	Dilution	Reference Method	Date/Time Prepared	Date/Time Analyzed	Analyst
	Total Kjeldahl Nitrogen	1.35		mg/L	0.400	5	SM 4500-N Org D Certifications: NYSDOH-NY10854,CTDPH-PH-0840,NJDEP-CT005,PADEP-68-0	08/19/2025 14:48	08/20/2025 08:05	TCD

Total Nitrogen (TN)

Log-in Notes:

Sample Notes:

Sample Prepared by Method: Analysis Prep for SAA

CAS No.	Parameter	Result	Flag	Units	Reported to LOQ	Dilution	Reference Method	Date/Time Prepared	Date/Time Analyzed	Analyst
	* Total Nitrogen	10.3		mg/L	0.0500	1	SM 4500-N B Certifications:	08/21/2025 17:07	08/21/2025 17:09	AD

Total Organic Nitrogen(TON)

Log-in Notes:

Sample Notes:

Sample Prepared by Method: Analysis Prep for SAA

CAS No.	Parameter	Result	Flag	Units	Reported to LOQ	Dilution	Reference Method	Date/Time Prepared	Date/Time Analyzed	Analyst
TON	* Total Organic Nitrogen	1.35		mg/L	0.100	1	SM 4500-N Certifications:	08/21/2025 17:07	08/21/2025 17:09	AD

Sample Information

Client Sample ID: Monitoring Well #DF 1

York Sample ID: 25H1149-11

<u>York Project (SDG) No.</u> 25H1149	<u>Client Project ID</u> 2508283	<u>Matrix</u> Water	<u>Collection Date/Time</u> August 14, 2025 1:15 pm	<u>Date Received</u> 08/15/2025
--	-------------------------------------	------------------------	--	------------------------------------

Nitrate as N

Log-in Notes:

Sample Notes:

Sample Prepared by Method: EPA 300

CAS No.	Parameter	Result	Flag	Units	Reported to LOQ	Dilution	Reference Method	Date/Time Prepared	Date/Time Analyzed	Analyst
14797-55-8	Nitrate as N	4.16		mg/L	0.100	2	EPA 300.0 Certifications: NYSDOH-NY10854,CTDPH-PH-0840,NJDEP-CT005,PADEP-68-0	08/16/2025 12:02	08/16/2025 12:02	DNP

Nitrite as N

Log-in Notes:

Sample Notes:

Sample Prepared by Method: EPA 300

CAS No.	Parameter	Result	Flag	Units	Reported to LOQ	Dilution	Reference Method	Date/Time Prepared	Date/Time Analyzed	Analyst
---------	-----------	--------	------	-------	-----------------	----------	------------------	--------------------	--------------------	---------



Sample Information

Client Sample ID: Monitoring Well #DF 1

York Sample ID: 25H1149-11

<u>York Project (SDG) No.</u> 25H1149	<u>Client Project ID</u> 2508283	<u>Matrix</u> Water	<u>Collection Date/Time</u> August 14, 2025 1:15 pm	<u>Date Received</u> 08/15/2025
--	-------------------------------------	------------------------	--	------------------------------------

Nitrite as N

Log-in Notes:

Sample Notes:

Sample Prepared by Method: EPA 300

CAS No.	Parameter	Result	Flag	Units	Reported to LOQ	Dilution	Reference Method	Date/Time Prepared	Date/Time Analyzed	Analyst
14797-65-0	Nitrite as N	ND		mg/L	0.0500	1	EPA 300.0 Certifications: NYSDOH-NY10854,CTDPH-PH-0840,PADEP-68-04440	08/16/2025 03:34	08/16/2025 03:34	DNP

Ammonia Nitrogen as N

Log-in Notes:

Sample Notes:

Sample Prepared by Method: Analysis Preparation

CAS No.	Parameter	Result	Flag	Units	Reported to LOQ	Dilution	Reference Method	Date/Time Prepared	Date/Time Analyzed	Analyst
7664-41-7	Ammonia Nitrogen as N	17.2		mg/L	0.0500	1	SM 4500-NH3 D Certifications: NYSDOH-NY10854,CTDPH-PH-0840,NJDEP-CT005,PADEP-68-0	08/19/2025 10:21	08/19/2025 10:21	TCD

Biochemical Oxygen Demand (BOD) 5-Day

Log-in Notes:

Sample Notes:

Sample Prepared by Method: Analysis Preparation

CAS No.	Parameter	Result	Flag	Units	Reported to LOQ	Dilution	Reference Method	Date/Time Prepared	Date/Time Analyzed	Analyst
BOD	Biochemical Oxygen Demand (BOD) (5-Day)	25		mg/L	5.9	5.875	SM 5210 B-2016 Certifications: CTDPH-PH-0840,NYSDOH-NY10854,NJDEP-CT005,PADEP-68-0	08/15/2025 21:17	08/20/2025 12:16	STW

Total Kjeldahl Nitrogen

Log-in Notes:

Sample Notes:

Sample Prepared by Method: Analysis Prep for SAA

CAS No.	Parameter	Result	Flag	Units	Reported to LOQ	Dilution	Reference Method	Date/Time Prepared	Date/Time Analyzed	Analyst
	Total Kjeldahl Nitrogen	19.6		mg/L	0.400	5	SM 4500-N Org D Certifications: NYSDOH-NY10854,CTDPH-PH-0840,NJDEP-CT005,PADEP-68-0	08/19/2025 14:48	08/20/2025 08:05	TCD

Total Nitrogen (TN)

Log-in Notes:

Sample Notes:

Sample Prepared by Method: Analysis Prep for SAA

CAS No.	Parameter	Result	Flag	Units	Reported to LOQ	Dilution	Reference Method	Date/Time Prepared	Date/Time Analyzed	Analyst
	* Total Nitrogen	23.8		mg/L	0.0500	1	SM 4500-N B Certifications:	08/21/2025 17:07	08/21/2025 17:09	AD

Total Organic Nitrogen(TON)

Log-in Notes:

Sample Notes:

Sample Prepared by Method: Analysis Prep for SAA

CAS No.	Parameter	Result	Flag	Units	Reported to LOQ	Dilution	Reference Method	Date/Time Prepared	Date/Time Analyzed	Analyst
TON	* Total Organic Nitrogen	2.40		mg/L	0.100	1	SM 4500-N Certifications:	08/21/2025 17:07	08/21/2025 17:09	AD



Sample Information

Client Sample ID: Monitoring Well #DF 2

York Sample ID: 25H1149-12

<u>York Project (SDG) No.</u> 25H1149	<u>Client Project ID</u> 2508283	<u>Matrix</u> Water	<u>Collection Date/Time</u> August 14, 2025 1:30 pm	<u>Date Received</u> 08/15/2025
--	-------------------------------------	------------------------	--	------------------------------------

Nitrate as N

Log-in Notes:

Sample Notes:

Sample Prepared by Method: EPA 300

CAS No.	Parameter	Result	Flag	Units	Reported to LOQ	Dilution	Reference Method	Date/Time Prepared	Date/Time Analyzed	Analyst
14797-55-8	Nitrate as N	5.27		mg/L	0.100	2	EPA 300.0	08/16/2025 12:12	08/16/2025 12:12	DNP
Certifications: NYSDOH-NY10854,CTDPH-PH-0840,NJDEP-CT005,PADEP-68-C										

Nitrite as N

Log-in Notes:

Sample Notes:

Sample Prepared by Method: EPA 300

CAS No.	Parameter	Result	Flag	Units	Reported to LOQ	Dilution	Reference Method	Date/Time Prepared	Date/Time Analyzed	Analyst
14797-65-0	Nitrite as N	ND		mg/L	0.0500	1	EPA 300.0	08/16/2025 04:28	08/16/2025 04:28	DNP
Certifications: NYSDOH-NY10854,CTDPH-PH-0840,PADEP-68-04440										

Ammonia Nitrogen as N

Log-in Notes:

Sample Notes:

Sample Prepared by Method: Analysis Preparation

CAS No.	Parameter	Result	Flag	Units	Reported to LOQ	Dilution	Reference Method	Date/Time Prepared	Date/Time Analyzed	Analyst
7664-41-7	Ammonia Nitrogen as N	0.273		mg/L	0.0500	1	SM 4500-NH3 D	08/19/2025 10:21	08/19/2025 10:21	TCD
Certifications: NYSDOH-NY10854,CTDPH-PH-0840,NJDEP-CT005,PADEP-68-C										

Biochemical Oxygen Demand (BOD) 5-Day

Log-in Notes:

Sample Notes:

Sample Prepared by Method: Analysis Preparation

CAS No.	Parameter	Result	Flag	Units	Reported to LOQ	Dilution	Reference Method	Date/Time Prepared	Date/Time Analyzed	Analyst
BOD	Biochemical Oxygen Demand (BOD) (5-Day)	ND		mg/L	2.9	2.9375	SM 5210 B-2016	08/15/2025 21:17	08/20/2025 12:16	STW
Certifications: CTDPH-PH-0840,NYSDOH-NY10854,NJDEP-CT005,PADEP-68-0										

Total Kjeldahl Nitrogen

Log-in Notes:

Sample Notes:

Sample Prepared by Method: Analysis Prep for SAA

CAS No.	Parameter	Result	Flag	Units	Reported to LOQ	Dilution	Reference Method	Date/Time Prepared	Date/Time Analyzed	Analyst
	Total Kjeldahl Nitrogen	1.20		mg/L	0.400	5	SM 4500-N Org D	08/19/2025 14:48	08/20/2025 08:05	TCD
Certifications: NYSDOH-NY10854,CTDPH-PH-0840,NJDEP-CT005,PADEP-68-C										

Total Nitrogen (TN)

Log-in Notes:

Sample Notes:

Sample Prepared by Method: Analysis Prep for SAA

CAS No.	Parameter	Result	Flag	Units	Reported to LOQ	Dilution	Reference Method	Date/Time Prepared	Date/Time Analyzed	Analyst
	* Total Nitrogen	6.47		mg/L	0.0500	1	SM 4500-N B	08/21/2025 17:07	08/21/2025 17:09	AD
Certifications:										

Total Organic Nitrogen(TON)

Log-in Notes:

Sample Notes:

Sample Prepared by Method: Analysis Prep for SAA

CAS No.	Parameter	Result	Flag	Units	Reported to LOQ	Dilution	Reference Method	Date/Time Prepared	Date/Time Analyzed	Analyst
TON	* Total Organic Nitrogen	0.927		mg/L	0.100	1	SM 4500-N	08/21/2025 17:07	08/21/2025 17:09	AD
Certifications:										



Sample Information

Client Sample ID: Monitoring Well #DF 2

York Sample ID: 25H1149-12

<u>York Project (SDG) No.</u> 25H1149	<u>Client Project ID</u> 2508283	<u>Matrix</u> Water	<u>Collection Date/Time</u> August 14, 2025 1:30 pm	<u>Date Received</u> 08/15/2025
--	-------------------------------------	------------------------	--	------------------------------------

Sample Information

Client Sample ID: Monitoring Well #DF 3

York Sample ID: 25H1149-13

<u>York Project (SDG) No.</u> 25H1149	<u>Client Project ID</u> 2508283	<u>Matrix</u> Water	<u>Collection Date/Time</u> August 14, 2025 1:45 pm	<u>Date Received</u> 08/15/2025
--	-------------------------------------	------------------------	--	------------------------------------

Nitrate as N

Log-in Notes:

Sample Notes:

Sample Prepared by Method: EPA 300

CAS No.	Parameter	Result	Flag	Units	Reported to LOQ	Dilution	Reference Method	Date/Time Prepared	Date/Time Analyzed	Analyst
14797-55-8	Nitrate as N	2.57		mg/L	0.100	2	EPA 300.0	08/16/2025 12:23	08/16/2025 12:23	DNP
Certifications: NYSDOH-NY10854,CTDPH-PH-0840,NJDEP-CT005,PADEP-68-C										

Nitrite as N

Log-in Notes:

Sample Notes:

Sample Prepared by Method: EPA 300

CAS No.	Parameter	Result	Flag	Units	Reported to LOQ	Dilution	Reference Method	Date/Time Prepared	Date/Time Analyzed	Analyst
14797-65-0	Nitrite as N	ND		mg/L	0.0500	1	EPA 300.0	08/16/2025 04:49	08/16/2025 04:49	DNP
Certifications: NYSDOH-NY10854,CTDPH-PH-0840,PADEP-68-04440										

Ammonia Nitrogen as N

Log-in Notes:

Sample Notes:

Sample Prepared by Method: Analysis Preparation

CAS No.	Parameter	Result	Flag	Units	Reported to LOQ	Dilution	Reference Method	Date/Time Prepared	Date/Time Analyzed	Analyst
7664-41-7	Ammonia Nitrogen as N	7.79		mg/L	0.0500	1	SM 4500-NH3 D	08/19/2025 10:21	08/19/2025 10:21	TCD
Certifications: NYSDOH-NY10854,CTDPH-PH-0840,NJDEP-CT005,PADEP-68-C										

Biochemical Oxygen Demand (BOD) 5-Day

Log-in Notes:

Sample Notes:

Sample Prepared by Method: Analysis Preparation

CAS No.	Parameter	Result	Flag	Units	Reported to LOQ	Dilution	Reference Method	Date/Time Prepared	Date/Time Analyzed	Analyst
BOD	Biochemical Oxygen Demand (BOD) (5-Day)	ND		mg/L	50	50.35714	SM 5210 B-2016	08/15/2025 21:17	08/20/2025 12:16	STW
Certifications: CTDPH-PH-0840,NYSDOH-NY10854,NJDEP-CT005,PADEP-68-0										

Total Kjeldahl Nitrogen

Log-in Notes:

Sample Notes:

Sample Prepared by Method: Analysis Prep for SAA

CAS No.	Parameter	Result	Flag	Units	Reported to LOQ	Dilution	Reference Method	Date/Time Prepared	Date/Time Analyzed	Analyst
	Total Kjeldahl Nitrogen	10.1		mg/L	0.400	5	SM 4500-N Org D	08/19/2025 14:48	08/20/2025 08:05	TCD
Certifications: NYSDOH-NY10854,CTDPH-PH-0840,NJDEP-CT005,PADEP-68-C										

Total Nitrogen (TN)

Log-in Notes:

Sample Notes:

Sample Prepared by Method: Analysis Prep for SAA

CAS No.	Parameter	Result	Flag	Units	Reported to LOQ	Dilution	Reference Method	Date/Time Prepared	Date/Time Analyzed	Analyst
---------	-----------	--------	------	-------	-----------------	----------	------------------	--------------------	--------------------	---------



Sample Information

Client Sample ID: Monitoring Well #DF 3

York Sample ID: 25H1149-13

<u>York Project (SDG) No.</u> 25H1149	<u>Client Project ID</u> 2508283	<u>Matrix</u> Water	<u>Collection Date/Time</u> August 14, 2025 1:45 pm	<u>Date Received</u> 08/15/2025
--	-------------------------------------	------------------------	--	------------------------------------

Total Nitrogen (TN)

Log-in Notes:

Sample Notes:

Sample Prepared by Method: Analysis Prep for SAA

CAS No.	Parameter	Result	Flag	Units	Reported to LOQ	Dilution	Reference Method	Date/Time Prepared	Date/Time Analyzed	Analyst
* Total Nitrogen		12.7		mg/L	0.0500	1	SM 4500-N B	08/21/2025 17:07	08/21/2025 17:09	AD

Certifications:

Total Organic Nitrogen(TON)

Log-in Notes:

Sample Notes:

Sample Prepared by Method: Analysis Prep for SAA

CAS No.	Parameter	Result	Flag	Units	Reported to LOQ	Dilution	Reference Method	Date/Time Prepared	Date/Time Analyzed	Analyst
TON * Total Organic Nitrogen		2.31		mg/L	0.100	1	SM 4500-N	08/21/2025 17:07	08/21/2025 17:09	AD

Certifications:

Sample Information

Client Sample ID: Monitoring Well #Waste Water

York Sample ID: 25H1149-14

<u>York Project (SDG) No.</u> 25H1149	<u>Client Project ID</u> 2508283	<u>Matrix</u> Waste Water	<u>Collection Date/Time</u> August 14, 2025 2:00 pm	<u>Date Received</u> 08/15/2025
--	-------------------------------------	------------------------------	--	------------------------------------

Nitrate as N

Log-in Notes:

Sample Notes:

Sample Prepared by Method: EPA 300

CAS No.	Parameter	Result	Flag	Units	Reported to LOQ	Dilution	Reference Method	Date/Time Prepared	Date/Time Analyzed	Analyst
14797-55-8	Nitrate as N	ND		mg/L	0.0500	1	EPA 300.0	08/16/2025 04:59	08/16/2025 04:59	DNP

Certifications: NYSDOH-NY10854,CTDPH-PH-0840,NJDEP-CT005,PADEP-68-0

Nitrite as N

Log-in Notes:

Sample Notes:

Sample Prepared by Method: EPA 300

CAS No.	Parameter	Result	Flag	Units	Reported to LOQ	Dilution	Reference Method	Date/Time Prepared	Date/Time Analyzed	Analyst
14797-65-0	Nitrite as N	ND		mg/L	0.0500	1	EPA 300.0	08/16/2025 04:59	08/16/2025 04:59	DNP

Certifications: NYSDOH-NY10854,CTDPH-PH-0840,PADEP-68-04440

Ammonia Nitrogen as N

Log-in Notes:

Sample Notes:

Sample Prepared by Method: Analysis Preparation

CAS No.	Parameter	Result	Flag	Units	Reported to LOQ	Dilution	Reference Method	Date/Time Prepared	Date/Time Analyzed	Analyst
7664-41-7	Ammonia Nitrogen as N	31.6		mg/L	0.0500	1	SM 4500-NH3 D	08/19/2025 10:21	08/19/2025 10:21	TCD

Certifications: NYSDOH-NY10854,CTDPH-PH-0840,NJDEP-CT005,PADEP-68-0

Biochemical Oxygen Demand (BOD) 5-Day

Log-in Notes:

Sample Notes:

Sample Prepared by Method: Analysis Preparation

CAS No.	Parameter	Result	Flag	Units	Reported to LOQ	Dilution	Reference Method	Date/Time Prepared	Date/Time Analyzed	Analyst
---------	-----------	--------	------	-------	-----------------	----------	------------------	--------------------	--------------------	---------



Sample Information

Client Sample ID: Monitoring Well #Waste Water

York Sample ID: 25H1149-14

<u>York Project (SDG) No.</u> 25H1149	<u>Client Project ID</u> 2508283	<u>Matrix</u> Waste Water	<u>Collection Date/Time</u> August 14, 2025 2:00 pm	<u>Date Received</u> 08/15/2025
--	-------------------------------------	------------------------------	--	------------------------------------

Biochemical Oxygen Demand (BOD) 5-Day

Log-in Notes:

Sample Notes:

Sample Prepared by Method: Analysis Preparation

CAS No.	Parameter	Result	Flag	Units	Reported to LOQ	Dilution	Reference Method	Date/Time Prepared	Date/Time Analyzed	Analyst	
BOD	Biochemical Oxygen Demand (BOD) (5-Day)	380		mg/L	70	70.5	SM 5210 B-2016	08/15/2025 21:17	08/20/2025 12:16	STW	
							Certifications:	CTDPH-PH-0840,NYSDOH-NY10854,NJDEP-CT005,PADEP-68-C			

Total Kjeldahl Nitrogen

Log-in Notes:

Sample Notes:

Sample Prepared by Method: Analysis Prep for SAA

CAS No.	Parameter	Result	Flag	Units	Reported to LOQ	Dilution	Reference Method	Date/Time Prepared	Date/Time Analyzed	Analyst	
	Total Kjeldahl Nitrogen	31.7		mg/L	0.400	5	SM 4500-N Org D	08/19/2025 14:48	08/20/2025 08:05	TCD	
							Certifications:	NYSDOH-NY10854,CTDPH-PH-0840,NJDEP-CT005,PADEP-68-C			

Total Nitrogen (TN)

Log-in Notes:

Sample Notes:

Sample Prepared by Method: Analysis Prep for SAA

CAS No.	Parameter	Result	Flag	Units	Reported to LOQ	Dilution	Reference Method	Date/Time Prepared	Date/Time Analyzed	Analyst	
	* Total Nitrogen	31.7		mg/L	0.0500	1	SM 4500-N B	08/21/2025 17:07	08/21/2025 17:09	AD	
							Certifications:				

Total Organic Nitrogen(TON)

Log-in Notes:

Sample Notes:

Sample Prepared by Method: Analysis Prep for SAA

CAS No.	Parameter	Result	Flag	Units	Reported to LOQ	Dilution	Reference Method	Date/Time Prepared	Date/Time Analyzed	Analyst	
TON	* Total Organic Nitrogen	0.100		mg/L	0.100	1	SM 4500-N	08/21/2025 17:07	08/21/2025 17:09	AD	
							Certifications:				



Analytical Batch Summary

Batch ID: BH51271 **Preparation Method:** Analysis Preparation **Prepared By:** SL

YORK Sample ID	Client Sample ID	Preparation Date
25H1149-01	Monitoring Well #BG 2	08/15/25
25H1149-02	Monitoring Well #BG 1	08/15/25
25H1149-03	Monitoring Well #DG 0.5	08/15/25
25H1149-04	Monitoring Well #DG 1	08/15/25
25H1149-05	Monitoring Well #DG 1.5	08/15/25
25H1149-06	Monitoring Well #DG 2	08/15/25
25H1149-07	Monitoring Well #DG 3	08/15/25
25H1149-08	Monitoring Well #DG 1.5 A	08/15/25
25H1149-09	Monitoring Well #DG 1.5 B	08/15/25
25H1149-10	Monitoring Well #DG 1.5 C	08/15/25
25H1149-11	Monitoring Well #DF 1	08/15/25
25H1149-12	Monitoring Well #DF 2	08/15/25
25H1149-13	Monitoring Well #DF 3	08/15/25
25H1149-14	Monitoring Well #Waste Water	08/15/25
BH51271-BLK1	Blank	08/15/25

Batch ID: BH51320 **Preparation Method:** Analysis Prep for SAA **Prepared By:** TCD

YORK Sample ID	Client Sample ID	Preparation Date
25H1149-01	Monitoring Well #BG 2	08/18/25
25H1149-02	Monitoring Well #BG 1	08/18/25
25H1149-03	Monitoring Well #DG 0.5	08/18/25
25H1149-04	Monitoring Well #DG 1	08/18/25
25H1149-05	Monitoring Well #DG 1.5	08/18/25
25H1149-06	Monitoring Well #DG 2	08/18/25
25H1149-07	Monitoring Well #DG 3	08/18/25
BH51320-BLK1	Blank	08/18/25
BH51320-BS1	LCS	08/18/25

Batch ID: BH51406 **Preparation Method:** EPA 300 **Prepared By:** DNP

YORK Sample ID	Client Sample ID	Preparation Date
25H1149-01	Monitoring Well #BG 2	08/15/25
25H1149-02	Monitoring Well #BG 1	08/15/25
25H1149-03	Monitoring Well #DG 0.5	08/15/25
25H1149-04	Monitoring Well #DG 1	08/16/25
25H1149-05	Monitoring Well #DG 1.5	08/16/25
25H1149-06	Monitoring Well #DG 2	08/16/25
25H1149-07	Monitoring Well #DG 3	08/16/25
25H1149-08	Monitoring Well #DG 1.5 A	08/16/25
BH51406-BLK1	Blank	08/15/25
BH51406-BS1	LCS	08/15/25



Batch ID: BH51408

Preparation Method: EPA 300

Prepared By: DNP

YORK Sample ID	Client Sample ID	Preparation Date
25H1149-09	Monitoring Well #DG 1.5 B	08/16/25
25H1149-10	Monitoring Well #DG 1.5 C	08/16/25
25H1149-11	Monitoring Well #DF 1	08/16/25
25H1149-12	Monitoring Well #DF 2	08/16/25
25H1149-13	Monitoring Well #DF 3	08/16/25
25H1149-14	Monitoring Well #Waste Water	08/16/25
BH51408-BLK1	Blank	08/16/25
BH51408-BS1	LCS	08/16/25
BH51408-DUP1	Duplicate	08/16/25
BH51408-DUP2	Duplicate	08/16/25
BH51408-MS1	Matrix Spike	08/16/25
BH51408-MS2	Matrix Spike	08/16/25
BH51408-MSD1	Matrix Spike Dup	08/16/25
BH51408-MSD2	Matrix Spike Dup	08/16/25

Batch ID: BH51410

Preparation Method: EPA 300

Prepared By: DNP

YORK Sample ID	Client Sample ID	Preparation Date
25H1149-02	Monitoring Well #BG 1	08/16/25
25H1149-08	Monitoring Well #DG 1.5 A	08/16/25
25H1149-11	Monitoring Well #DF 1	08/16/25
25H1149-12	Monitoring Well #DF 2	08/16/25
25H1149-13	Monitoring Well #DF 3	08/16/25
BH51410-BLK1	Blank	08/16/25
BH51410-BS1	LCS	08/16/25
BH51410-DUP1	Duplicate	08/16/25
BH51410-MS1	Matrix Spike	08/16/25
BH51410-MSD1	Matrix Spike Dup	08/16/25

Batch ID: BH51437

Preparation Method: Analysis Preparation

Prepared By: TCD

YORK Sample ID	Client Sample ID	Preparation Date
25H1149-01	Monitoring Well #BG 2	08/19/25
25H1149-02	Monitoring Well #BG 1	08/19/25
25H1149-03	Monitoring Well #DG 0.5	08/19/25
25H1149-04	Monitoring Well #DG 1	08/19/25
25H1149-05	Monitoring Well #DG 1.5	08/19/25
25H1149-06	Monitoring Well #DG 2	08/19/25
25H1149-07	Monitoring Well #DG 3	08/19/25
25H1149-08	Monitoring Well #DG 1.5 A	08/19/25
25H1149-09	Monitoring Well #DG 1.5 B	08/19/25
25H1149-10	Monitoring Well #DG 1.5 C	08/19/25
25H1149-11	Monitoring Well #DF 1	08/19/25
25H1149-12	Monitoring Well #DF 2	08/19/25
25H1149-13	Monitoring Well #DF 3	08/19/25
25H1149-14	Monitoring Well #Waste Water	08/19/25
BH51437-BLK1	Blank	08/19/25
BH51437-BS1	LCS	08/19/25



BH51437-DUP1	Duplicate	08/19/25
BH51437-MS1	Matrix Spike	08/19/25
BH51437-MSD1	Matrix Spike Dup	08/19/25

Batch ID: BH51439 **Preparation Method:** Analysis Prep for SAA **Prepared By:** TCD

YORK Sample ID	Client Sample ID	Preparation Date
25H1149-08	Monitoring Well #DG 1.5 A	08/19/25
25H1149-09	Monitoring Well #DG 1.5 B	08/19/25
25H1149-10	Monitoring Well #DG 1.5 C	08/19/25
25H1149-11	Monitoring Well #DF 1	08/19/25
25H1149-12	Monitoring Well #DF 2	08/19/25
25H1149-13	Monitoring Well #DF 3	08/19/25
25H1149-14	Monitoring Well #Waste Water	08/19/25
BH51439-BLK1	Blank	08/19/25
BH51439-BS1	LCS	08/19/25
BH51439-DUP1	Duplicate	08/19/25
BH51439-MS1	Matrix Spike	08/19/25

Batch ID: BH51701 **Preparation Method:** Analysis Prep for SAA **Prepared By:** AD

YORK Sample ID	Client Sample ID	Preparation Date
25H1149-01	Monitoring Well #BG 2	08/21/25
25H1149-02	Monitoring Well #BG 1	08/21/25

Batch ID: BH51702 **Preparation Method:** Analysis Prep for SAA **Prepared By:** AD

YORK Sample ID	Client Sample ID	Preparation Date
25H1149-03	Monitoring Well #DG 0.5	08/21/25
25H1149-04	Monitoring Well #DG 1	08/21/25
25H1149-05	Monitoring Well #DG 1.5	08/21/25
25H1149-06	Monitoring Well #DG 2	08/21/25
25H1149-07	Monitoring Well #DG 3	08/21/25
25H1149-08	Monitoring Well #DG 1.5 A	08/21/25
25H1149-09	Monitoring Well #DG 1.5 B	08/21/25
25H1149-10	Monitoring Well #DG 1.5 C	08/21/25
25H1149-11	Monitoring Well #DF 1	08/21/25
25H1149-12	Monitoring Well #DF 2	08/21/25
25H1149-13	Monitoring Well #DF 3	08/21/25
25H1149-14	Monitoring Well #Waste Water	08/21/25



Anions by Ion Chromatography - Quality Control Data
York Analytical Laboratories, Inc.

Analyte	Result	Reporting Limit	Units	Spike Level	Source* Result	%REC	%REC Limits	Flag	RPD	RPD Limit	Flag
Batch BH51406 - EPA 300											
Blank (BH51406-BLK1)											Prepared & Analyzed: 08/15/2025
Nitrate as N	ND	0.0500	mg/L								
Nitrite as N	ND	0.0500	"								
LCS (BH51406-BS1)											Prepared & Analyzed: 08/15/2025
Nitrate as N	10.6	0.0500	mg/L	10.0		106	90-110				
Nitrite as N	10.3	0.0500	"	10.0		103	90-110				
Batch BH51408 - EPA 300											
Blank (BH51408-BLK1)											Prepared & Analyzed: 08/16/2025
Nitrate as N	ND	0.0500	mg/L								
Nitrite as N	ND	0.0500	"								
LCS (BH51408-BS1)											Prepared & Analyzed: 08/16/2025
Nitrate as N	10.5	0.0500	mg/L	10.0		105	90-110				
Nitrite as N	10.2	0.0500	"	10.0		102	90-110				
Duplicate (BH51408-DUP1)											*Source sample: 25H1149-09 (Monitoring Well #DG 1.5 B) Prepared & Analyzed: 08/16/2025
Nitrate as N	10.1	0.0500	mg/L		10.1				0.528	15	
Nitrite as N	ND	0.0500	"		ND					15	
Duplicate (BH51408-DUP2)											*Source sample: 25H1149-10 (Monitoring Well #DG 1.5 C) Prepared & Analyzed: 08/16/2025
Nitrate as N	8.73	0.0500	mg/L		8.92				2.21	15	
Nitrite as N	ND	0.0500	"		ND					15	
Matrix Spike (BH51408-MS1)											*Source sample: 25H1149-09 (Monitoring Well #DG 1.5 B) Prepared & Analyzed: 08/16/2025
Nitrate as N	20.1	0.0500	mg/L	10.0	10.1	100	90-110				
Nitrite as N	9.71	0.0500	"	10.0	ND	97.1	90-110				



Anions by Ion Chromatography - Quality Control Data
York Analytical Laboratories, Inc.

Analyte	Result	Reporting Limit	Units	Spike Level	Source* Result	%REC	%REC Limits	Flag	RPD	RPD Limit	Flag
Batch BH51408 - EPA 300											
Matrix Spike (BH51408-MS2)	*Source sample: 25H1149-10 (Monitoring Well #DG 1.5 C)						Prepared & Analyzed: 08/16/2025				
Nitrate as N	19.6	0.0500	mg/L	10.0	8.92	107	90-110				
Nitrite as N	10.1	0.0500	"	10.0	ND	101	90-110				
Matrix Spike Dup (BH51408-MSD1)	*Source sample: 25H1149-09 (Monitoring Well #DG 1.5 B)						Prepared & Analyzed: 08/16/2025				
Nitrate as N	20.3	0.0500	mg/L	10.0	10.1	102	90-110		1.12	200	
Nitrite as N	9.91	0.0500	"	10.0	ND	99.1	90-110		2.03	200	
Matrix Spike Dup (BH51408-MSD2)	*Source sample: 25H1149-10 (Monitoring Well #DG 1.5 C)						Prepared & Analyzed: 08/16/2025				
Nitrate as N	19.6	0.0500	mg/L	10.0	8.92	107	90-110		0.0499	200	
Nitrite as N	10.2	0.0500	"	10.0	ND	102	90-110		0.928	200	
Batch BH51410 - EPA 300											
Blank (BH51410-BLK1)							Prepared & Analyzed: 08/16/2025				
Nitrate as N	ND	0.0500	mg/L								
LCS (BH51410-BS1)							Prepared & Analyzed: 08/16/2025				
Nitrate as N	10.1	0.0500	mg/L	10.0		101	90-110				
Duplicate (BH51410-DUP1)	*Source sample: 25H1149-02 (Monitoring Well #BG 1)						Prepared & Analyzed: 08/16/2025				
Nitrate as N	28.0	0.100	mg/L		28.1				0.0938	15	
Matrix Spike (BH51410-MS1)	*Source sample: 25H1149-02 (Monitoring Well #BG 1)						Prepared & Analyzed: 08/16/2025				
Nitrate as N	37.6	0.100	mg/L	10.0	28.1	95.8	90-110				
Matrix Spike Dup (BH51410-MSD1)	*Source sample: 25H1149-02 (Monitoring Well #BG 1)						Prepared & Analyzed: 08/16/2025				
Nitrate as N	37.9	0.100	mg/L	10.0	28.1	98.3	90-110		0.663	200	



Wet Chemistry Parameters - Quality Control Data
York Analytical Laboratories, Inc.

Analyte	Result	Reporting	Units	Spike	Source*	%REC	%REC	Limits	Flag	RPD	
		Limit								RPD	Limit
Batch BH51271 - Analysis Preparation											
Blank (BH51271-BLK1) Prepared: 08/15/2025 Analyzed: 08/20/2025											
Biochemical Oxygen Demand (BOD) (5-Day)	ND	1.0	mg/L								
Batch BH51320 - Analysis Prep for SAA											
Blank (BH51320-BLK1) Prepared: 08/18/2025 Analyzed: 08/19/2025											
Total Kjeldahl Nitrogen	ND	0.400	mg/L								
LCS (BH51320-BS1) Prepared: 08/18/2025 Analyzed: 08/19/2025											
Total Kjeldahl Nitrogen	5.20		mg/L	5.00		104	70-130				
Batch BH51437 - Analysis Preparation											
Blank (BH51437-BLK1) Prepared & Analyzed: 08/19/2025											
Ammonia Nitrogen as N	ND	0.0500	mg/L								
LCS (BH51437-BS1) Prepared & Analyzed: 08/19/2025											
Ammonia Nitrogen as N	0.978	0.0500	mg/L	1.00		97.8	85-125				
Duplicate (BH51437-DUP1) Prepared & Analyzed: 08/19/2025											
		*Source sample: 25H1149-02 (Monitoring Well #BG 1)									
Ammonia Nitrogen as N	ND	0.0500	mg/L		ND						15
Matrix Spike (BH51437-MS1) Prepared & Analyzed: 08/19/2025											
		*Source sample: 25H1149-02 (Monitoring Well #BG 1)									
Ammonia Nitrogen as N	9.12	0.0500	mg/L	10.0	ND	91.2	80-120				
Matrix Spike Dup (BH51437-MSD1) Prepared & Analyzed: 08/19/2025											
		*Source sample: 25H1149-02 (Monitoring Well #BG 1)									
Ammonia Nitrogen as N	10.8	0.0500	mg/L	10.0	ND	108	80-120		16.9	200	



Wet Chemistry Parameters - Quality Control Data
York Analytical Laboratories, Inc.

Analyte	Result	Reporting	Units	Spike	Source*	%REC	%REC	Limits	Flag	RPD	RPD	Limit	Flag
		Limit		Level	Result	Limit							
Batch BH51439 - Analysis Prep for SAA													
Blank (BH51439-BLK1)													
											Prepared: 08/19/2025 Analyzed: 08/20/2025		
Total Kjeldahl Nitrogen	ND	0.400	mg/L										
LCS (BH51439-BS1)													
											Prepared: 08/19/2025 Analyzed: 08/20/2025		
Total Kjeldahl Nitrogen	4.52		mg/L	5.00		90.5		70-130					
Duplicate (BH51439-DUP1)													
											*Source sample: 25H1149-10 (Monitoring Well #DG 1.5 C)		
											Prepared: 08/19/2025 Analyzed: 08/20/2025		
Total Kjeldahl Nitrogen	1.48	0.400	mg/L		1.35					9.19		20	
Matrix Spike (BH51439-MS1)													
											*Source sample: 25H1149-10 (Monitoring Well #DG 1.5 C)		
											Prepared: 08/19/2025 Analyzed: 08/20/2025		
Total Kjeldahl Nitrogen	6.50	0.400	mg/L	5.00	1.35	103		70-130					



Sample and Data Qualifiers Relating to This Work Order

Definitions and Other Explanations

*	Analyte is not certified or the state of the samples origination does not offer certification for the Analyte.
ND	NOT DETECTED - the analyte is not detected at the Reported to level (LOQ/RL or LOD/MDL)
RL	REPORTING LIMIT - the minimum reportable value based upon the lowest point in the analyte calibration curve.
LOQ	LIMIT OF QUANTITATION - the minimum concentration of a target analyte that can be reported within a specified degree of confidence. This is the lowest point in an analyte calibration curve that has been subjected to all steps of the processing/analysis and verified to meet defined criteria. This is based upon NELAC 2009 Standards and applies to all analyses.
LOD	LIMIT OF DETECTION - a verified estimate of the minimum concentration of a substance in a given matrix that an analytical process can reliably detect. This is based upon NELAC 2009 Standards and applies to all analyses conducted under the auspices of EPA SW-846.
MDL	METHOD DETECTION LIMIT - a statistically derived estimate of the minimum amount of a substance an analytical system can reliably detect with a 99% confidence that the concentration of the substance is greater than zero. This is based upon 40 CFR Part 136 Appendix B and applies only to EPA 600 and 200 series methods.
Reported to	This indicates that the data for a particular analysis is reported to either the LOD/MDL, or the LOQ/RL. In cases where the "Reported to" is located above the LOD/MDL, any value between this and the LOQ represents an estimated value which is "J" flagged accordingly. This applies to volatile and semi-volatile target compounds only.
NR	Not reported
RPD	Relative Percent Difference
Wet	The data has been reported on an as-received (wet weight) basis
Low Bias	Low Bias flag indicates that the recovery of the flagged analyte is below the laboratory or regulatory lower control limit. The data user should take note that this analyte may be biased low but should evaluate multiple lines of evidence including the LCS and site-specific MS/MSD data to draw bias conclusions. In cases where no site-specific MS/MSD was requested, only the LCS data can be used to evaluate such bias.
High Bias	High Bias flag indicates that the recovery of the flagged analyte is above the laboratory or regulatory upper control limit. The data user should take note that this analyte may be biased high but should evaluate multiple lines of evidence including the LCS and site-specific MS/MSD data to draw bias conclusions. In cases where no site-specific MS/MSD was requested, only the LCS data can be used to evaluate such bias.
Non-Dir.	Non-dir. flag (Non-Directional Bias) indicates that the Relative Percent Difference (RPD) (a measure of precision) among the MS and MSD data is outside the laboratory or regulatory control limit. This alerts the data user where the MS and MSD are from site-specific samples that the RPD is high due to either non-homogeneous distribution of target analyte between the MS/MSD or indicates poor reproducibility for other reasons.

If EPA SW-846 method 8270 is included herein it is noted that the target compound N-nitrosodiphenylamine (NDPA) decomposes in the gas chromatographic inlet and cannot be separated from diphenylamine (DPA). These results could actually represent 100% DPA, 100% NDPA or some combination of the two. For this reason, York reports the combined result for n-nitrosodiphenylamine and diphenylamine for either of these compounds as a combined concentration as Diphenylamine.

If Total PCBs are detected and the target aroclors reported are "Not detected", the Total PCB value is reported due to the presence of either or both Aroclors 1262 and 1268 which are non-target aroclors for some regulatory lists.

2-chloroethylvinyl ether readily breaks down under acidic conditions. Samples that are acid preserved, including standards will exhibit breakdown. The data user should take note.

Certification for pH is no longer offered by NYDOH ELAP.

Semi-Volatile and Volatile analyses are reported down to the LOD/MDL, with values between the LOD/MDL and the LOQ being "J" flagged as estimated results.

For analyses by EPA SW-846-8270D, the Limit of Quantitation (LOQ) reported for benzidine is based upon the lowest standard used for calibration and is not a verified LOQ due to this compound's propensity for oxidative losses during extraction/concentration procedures and non-reproducible chromatographic performance.

YORK

ANALYTICAL LABORATORIES, INC.
 120 RESEARCH DRIVE
 STRATFORD, CT 06615
 203.325.1371 FAX 203.357-0166

Field Chain-of-Custody Record 25H1149

Sample No.	Company Name MAXIMUM ENVIRONMENTAL 1170 LINCOLN AVENUE, SUITE 4 HOLBROOK, NY 11741	Report to: SAME	Invoice to: ATTN ACCOUNTS PAYABLE	Project ID/No. 2508283 Canoe Place Inn Monitoring Well Samples	Client Samples Collected by (signature) CLIENT	Location/ID		Date Sampled	Time Sampled	Sample Matrix			Analyses Requested	Container Desc.
						Water	Soil			Air	Other			
001	Monitoring Well #	BG 2						08/14/25	10:45 AM	X			Ammonia, Nitrate, Nitrite, Total Kjeldahl Nitrogen, Total Nitrogen, Total Organic Nitrogen, BOD(5)	1-500 mL, 1-250 mL, 1-500 mL H2SO4
002	Monitoring Well #	BG 1						08/14/25	11:00 AM	X			Ammonia, Nitrate, Nitrite, Total Kjeldahl Nitrogen, Total Nitrogen, Total Organic Nitrogen, BOD(5)	1-500 mL, 1-250 mL, 1-500 mL H2SO4
003	Monitoring Well #	DG 0.5						08/14/25	11:15 AM	X			Ammonia, Nitrate, Nitrite, Total Kjeldahl Nitrogen, Total Nitrogen, Total Organic Nitrogen, BOD(5)	1-500 mL, 1-250 mL, 1-500 mL H2SO4
004	Monitoring Well #	DG 1						08/14/25	11:30 AM	X			Ammonia, Nitrate, Nitrite, Total Kjeldahl Nitrogen, Total Nitrogen, Total Organic Nitrogen, BOD(5)	1-500 mL, 1-250 mL, 1-500 mL H2SO4
005	Monitoring Well #	DG 1.5						08/14/25	11:45 AM	X			Ammonia, Nitrate, Nitrite, Total Kjeldahl Nitrogen, Total Nitrogen, Total Organic Nitrogen, BOD(5)	1-500 mL, 1-250 mL, 1-500 mL H2SO4
006	Monitoring Well #	DG 2						08/14/25	12:00 PM	X			Ammonia, Nitrate, Nitrite, Total Kjeldahl Nitrogen, Total Nitrogen, Total Organic Nitrogen, BOD(5)	1-500 mL, 1-250 mL, 1-500 mL H2SO4
007	Monitoring Well #	DG 3						08/14/25	12:12 PM	X			Ammonia, Nitrate, Nitrite, Total Kjeldahl Nitrogen, Total Nitrogen, Total Organic Nitrogen, BOD(5)	1-500 mL, 1-250 mL, 1-500 mL H2SO4
008	Monitoring Well #	DG 1.5A						08/14/25	12:30 PM	X			Ammonia, Nitrate, Nitrite, Total Kjeldahl Nitrogen, Total Nitrogen, Total Organic Nitrogen, BOD(5)	1-500 mL, 1-250 mL, 1-500 mL H2SO4
009	Monitoring Well #	DG 1.5B						08/14/25	12:45 PM	X			Ammonia, Nitrate, Nitrite, Total Kjeldahl Nitrogen, Total Nitrogen, Total Organic Nitrogen, BOD(5)	1-500 mL, 1-250 mL, 1-500 mL H2SO4
010	Monitoring Well #	DG 1.5C						08/14/25	1:00 PM	X			Ammonia, Nitrate, Nitrite, Total Kjeldahl Nitrogen, Total Nitrogen, Total Organic Nitrogen, BOD(5)	1-500 mL, 1-250 mL, 1-500 mL H2SO4

Chain-of-Custody Record

Bottles Requisitioned from Lab by: MBUM Date/Time: 8/15/25

Bottles received in field by: K. B. ... Date/Time: 8/15/25 7:00

Samples Requisitioned by: [Signature] Date/Time: 8/15/25

Samples received in Lab by: [Signature] Date/Time: 17:00

Comments/Special Instructions: **USE LOCATION ID AS SAMPLE ID**

Please prepare a QA Summary Report

Total # of Bottles for this PROJECT (COC This Page): **30** Bottles

STANDARD: 1.4 RUSH(Define): 1.4

Field Chain-of-Custody Record

25H1149

Company Name MAXIMUM ENVIRONMENTAL		Report to: SAME		Invoice to: ATTN ACCOUNTS PAYABLE		Project ID/No. 2508283		CLIENT	
1170 LINCOLN AVENUE, SUITE 4 HOXBROOK, NY 11741		Date Sampled		Sample Matrix Water Soil Air Other		Analyses Requested		Samples Collected by (signature) CLIENT	
011	Monitoring Well #	DF 1	08/14/25	1:15 PM	X	Ammonia, Nitrate, Nitrite, Total Kjeldahl Nitrogen, Total Nitrogen, Total Organic Nitrogen, BOD(5)	1-500 mL, 1-250 mL, 1-500 mL H2SO4		
012	Monitoring Well #	DF 2	08/14/25	1:30 PM	X	Ammonia, Nitrate, Nitrite, Total Kjeldahl Nitrogen, Total Nitrogen, Total Organic Nitrogen, BOD(5)	1-500 mL, 1-250 mL, 1-500 mL H2SO4		
013	Monitoring Well #	DF 3	08/14/25	1:45 PM	X	Ammonia, Nitrate, Nitrite, Total Kjeldahl Nitrogen, Total Nitrogen, Total Organic Nitrogen, BOD(5)	1-500 mL, 1-250 mL, 1-500 mL H2SO4		
014	Monitoring Well #	Waste Water	08/14/25	2:00 PM	X	Ammonia, Nitrate, Nitrite, Total Kjeldahl Nitrogen, Total Nitrogen, Total Organic Nitrogen, BOD(5)	1-500 mL, 1-250 mL, 1-500 mL H2SO4		
015									
016									
017									
018									
019									
020									

Chain-of-Custody Record	
Bottles Relinquished from Lab by <i>WMBURNING</i>	Date/Time <i>8/15/25</i>
Bottles Relinquished in field by <i>Khadbrook 8/15/25</i>	Date/Time <i>17:00</i>
Samples received by <i>Khadbrook 8/15/25</i>	
Samples received in LAB by <i>Khadbrook 8/15/25</i>	
Turn-Around Time Requested- Specify Date Expected if RUSH Requested: DATE DUE FOR RUSH.	
Total # of Bottles for this PROJECT (COC This Page) :	12
Total # of Bottles Relinquished by	
Total # of Bottles Relinquished by	
Turn-Around Time Requested- Specify Date Expected if RUSH Requested: DATE DUE FOR RUSH.	
1.4°C	