



# 2022 Code Enforcement Statistics Report

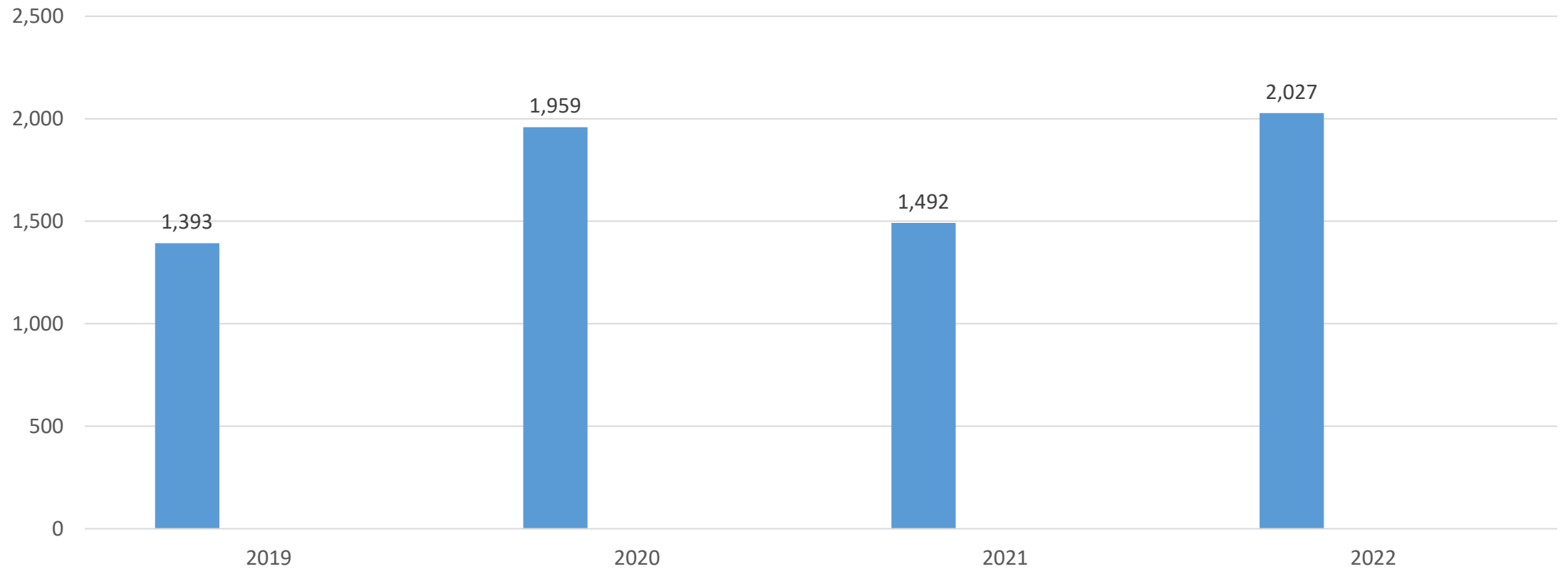
# Investigations and Enforcement Division

- Handles Rental Permits and Inspections.
- Handles S.O.S. complaints.
  - Environmental issues.
  - Highway issues.
  - Building without a permit issues.
  - Lighting issues.
- Routine patrols of assigned sectors.
- Enforces Noise Ordinance.
- Other assigned duties.

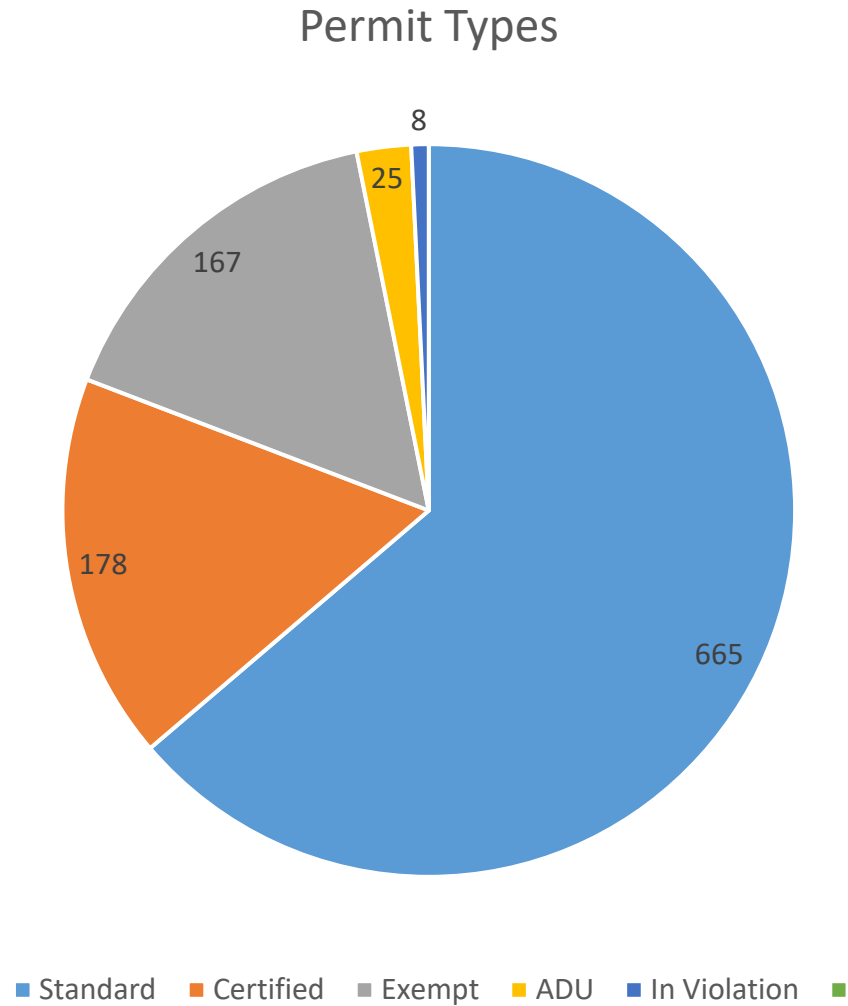


# Rental Permit Stats

2019-2022 Rental Permit Applications Processed

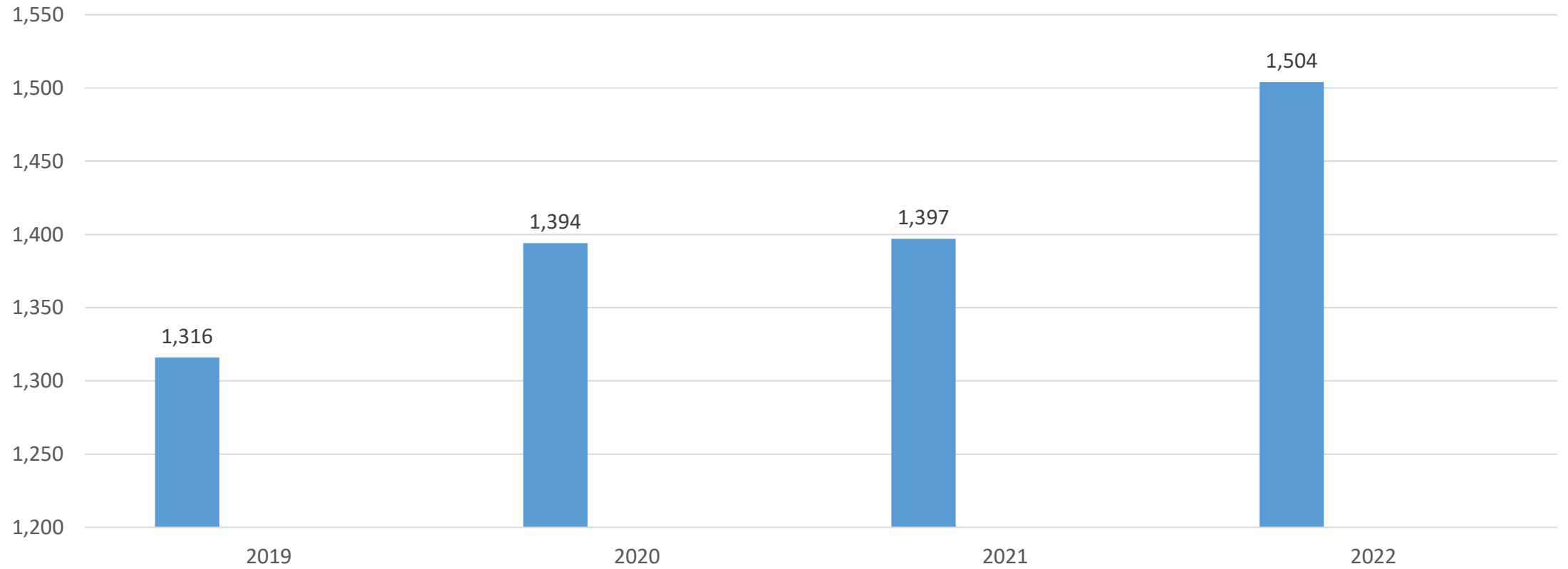


# New Rental Permits By Type



# S.O.S Stats

2019-2022 SOS Statistics



# Types of S.O.S. Complaints

94	Business Operating in a Residential Zone
156	Garbage - Debris/Dumping/Trash
173	Housing/Neighborhood Issues
159	Illegal Building - No Permit
165	Illegal Rental
180	Illegally Parked/ Excessive Vehicles
19	Improper Pool Enclosure
61	No Permit/License
249	Other
7	Outdoor Lighting
48	Overcrowding
220	Property Maintenance
7	Rodent/Insect Infestation
10	Sanitation Issues
52	Signage
21	Vacant Houses - Open/ Not Secured

## **2019 Complaint Types**

1	Building Setback Violations
99	Business Operating in a Residential Zone
1	Central Pine Barrens Violations
193	Debris/Dumping/Litter/Trash
1	Driveway Access Issue
166	Housing/Neighborhood Issues
230	Illegal Building - No Permit
205	Illegal Rental
202	Illegally Parked/ Excessive Vehicles
20	Improper Pool Enclosure
79	No Permit/License
234	Other
37	Outdoor Lighting
56	Overcrowding
145	Property Maintenance
7	Rodent/Insect Infestation
25	Sanitation Issues
16	Signage
14	Vacant Houses - Open/ Not Secured

## **2020 Complaint Types**

92	Business Operating in a Residential Zone
140	Debris/Dumping/Litter/Trash
125	Housing/Neighborhood Issues
161	Illegal Building - No Permit
161	Illegal Rental
195	Illegally Parked/ Excessive Vehicles
7	Improper Pool Enclosure
39	No Permit/License
191	Other
42	Outdoor Lighting
1	Over-Clearing related to building construction
35	Overcrowding
180	Property Maintenance
2	Rodent/Insect Infestation
32	Sanitation Issues
14	Signage
1	Town Wetland Violations
10	Vacant Houses - Open/ Not Secured

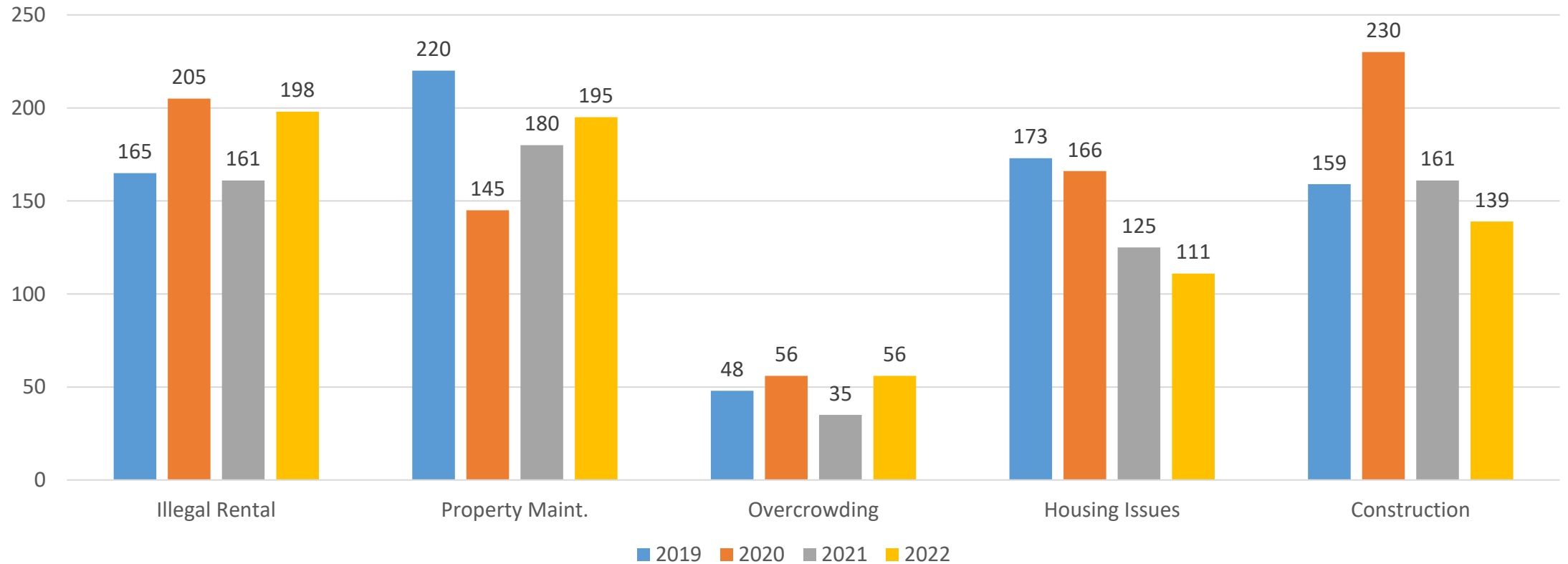
## **2021 Complaint Types**

139	Illegal Building - No Permit
28	Sanitation Issues
77	Outdoor Lighting
195	Property Maintenance
198	Illegal Rental
217	Other
56	Overcrowding
10	Improper Pool Enclosure
5	Rodent/Insect Infestation
141	Debris/Dumping/Litter
1	Leaf Blower Noise
16	Signage
4	Vacant Houses - Open/ Not Secured
70	Business Operating in a Residential Zone
167	Illegally Parked/ Excessive Vehicles
2	No Tent Permit
111	Housing/Neighborhood Issues
67	No Permit/License

## **2022 Complaint Types**

# Complaint Types

Chart Title



# Complaint Locations 2019-Present

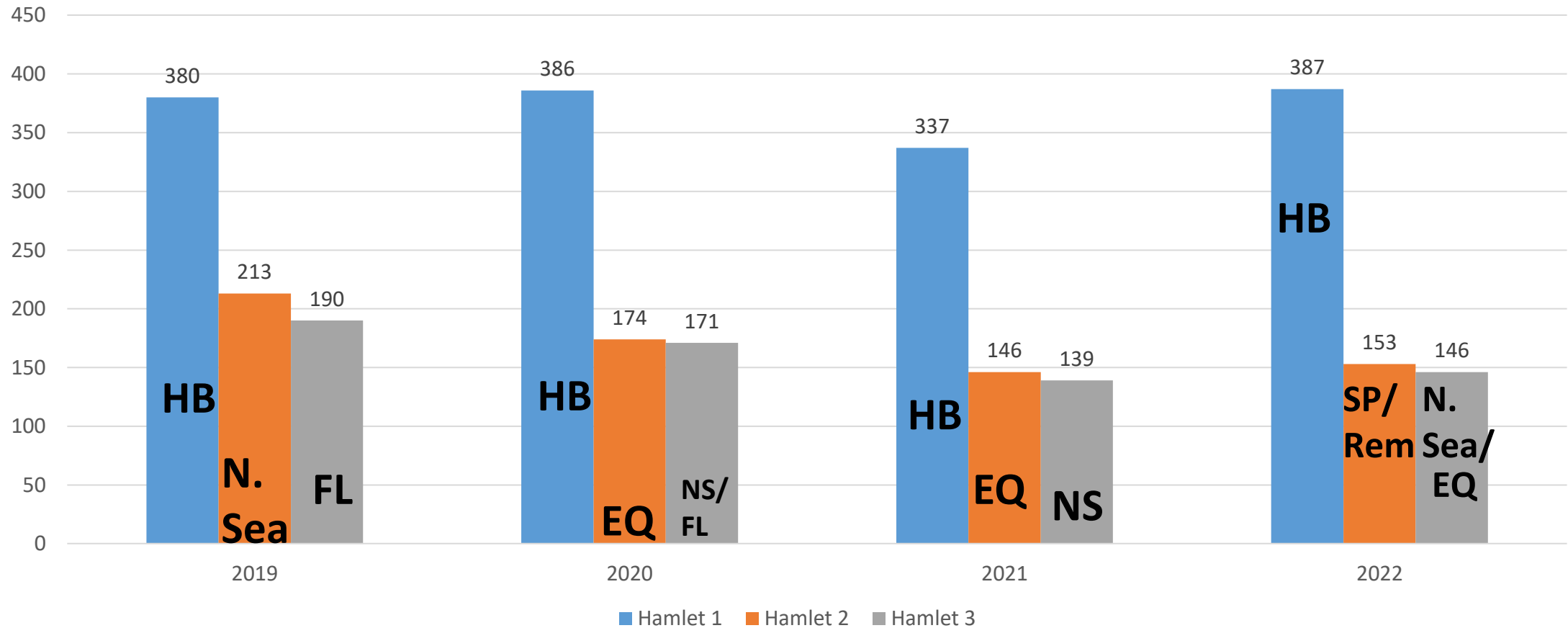
- 81 NULL
- 348 BRIDGEHAMPTON
- 587 EAST QUOGUE
- 81 EASTPORT
- 548 FLANDERS
- 1,490 HAMPTON BAYS
- 669 NORTH SEA
- 46 NORTHAMPTON
- 485 NOYAC
- 92 QUIOGUE
- 184 RIVERSIDE
- 61 SAG HARBOR
- 31 SAGAPONACK
- 294 SHINNECOCK HILLS
- 343 SPEONK-REMSENBURG
- 96 TUCKAHOE
- 82 VILLAGE OF NORTH HAVEN
- 11 VILLAGE OF QUOGUE
- 7 VILLAGE OF SAG HARBOR
- 13 VILLAGE OF SAGAPONACK
- 58 VILLAGE OF SOUTHAMPTON
- 18 VILLAGE OF WESTHAMPTON BEACH
- 303 WATER MILL
- 393 WESTHAMPTON



# Complaint Locations 2022

- 20 NULL
- 65 BRIDGEHAMPTON
- 143 EAST QUOGUE
- 10 EASTPORT
- 116 FLANDERS
- 387 HAMPTON BAYS
- 146 NORTH SEA
- 15 NORTHAMPTON
- 117 NOYAC
- 14 QUIOGUE
- 45 RIVERSIDE
- 11 SAG HARBOR
- 9 SAGAPONACK
- 57 SHINNECOCK HILLS
- 153 SPEONK-REMSENBURG
- 18 TUCKAHOE
- 5 VILLAGE OF NORTH HAVEN
- 2 VILLAGE OF QUOGUE
- 1 VILLAGE OF SAG HARBOR
- 2 VILLAGE OF SAGAPONACK
- 8 VILLAGE OF SOUTHAMPTON
- 1 VILLAGE OF WESTHAMPTON BEACH
- 66 WATER MILL
- 98 WESTHAMPTON

# S.O.S Top Locations By Year



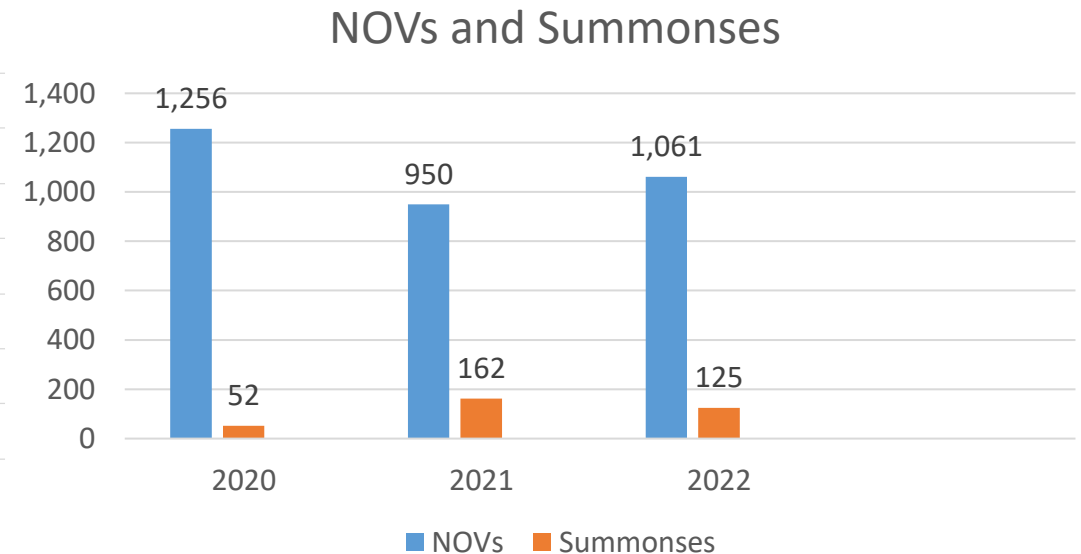
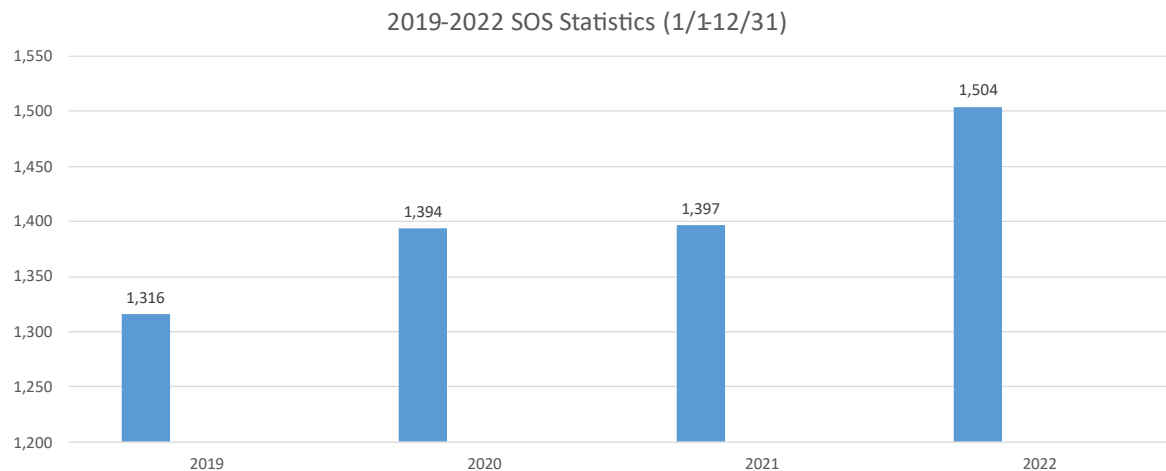
# S.O.S. Statistics

In 2021 from 1/1/22 to 12/31/22 a total of 1,994 S.O.S. complaints or requests for assistance have been received by the Town. Of that total number, 1,511 of those complaints have been directed towards Code Enforcement for investigation.

The majority of complaints that come in via the S.O.S. system are responded to by Code Enforcement throughout the year.

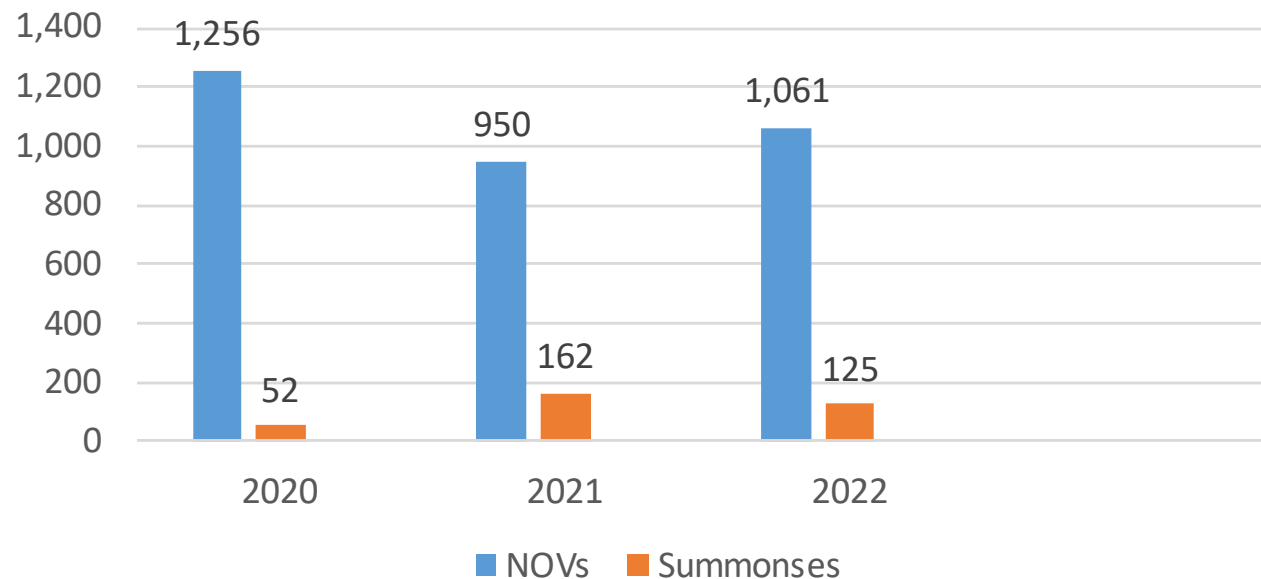
# Enforcement

- Voluntary Compliance is our number one goal.
- Code Enforcement prides itself on educating and informing the public of the requirements of the NYS and Town Code in an effort to gain voluntary compliance.



# Violations and Summonses

NOVs and Summonses



Of the S.O.S. complaints that come in, many result in at least a Notice of Violation being issued.

In 2022, about 12% of our violations have turned into summonses. This would mean that about 88% of the time we are able to gain voluntary compliance.

# 2022 Changes

- Continued shortened compliance periods on violations.
- Updated procedures for serving summonses is going well.
- Increased use of Cease and Desist orders continues.
- TLC Notices of Impending Violation worked well and the system has also been adopted by Highway.
- Updates to Rental Code adopted



\* A special thanks to James Gormley and GIS for assistance with SOS stats.