



Vanasse Hangen Brustilin Inc.

# Southampton Housing Study

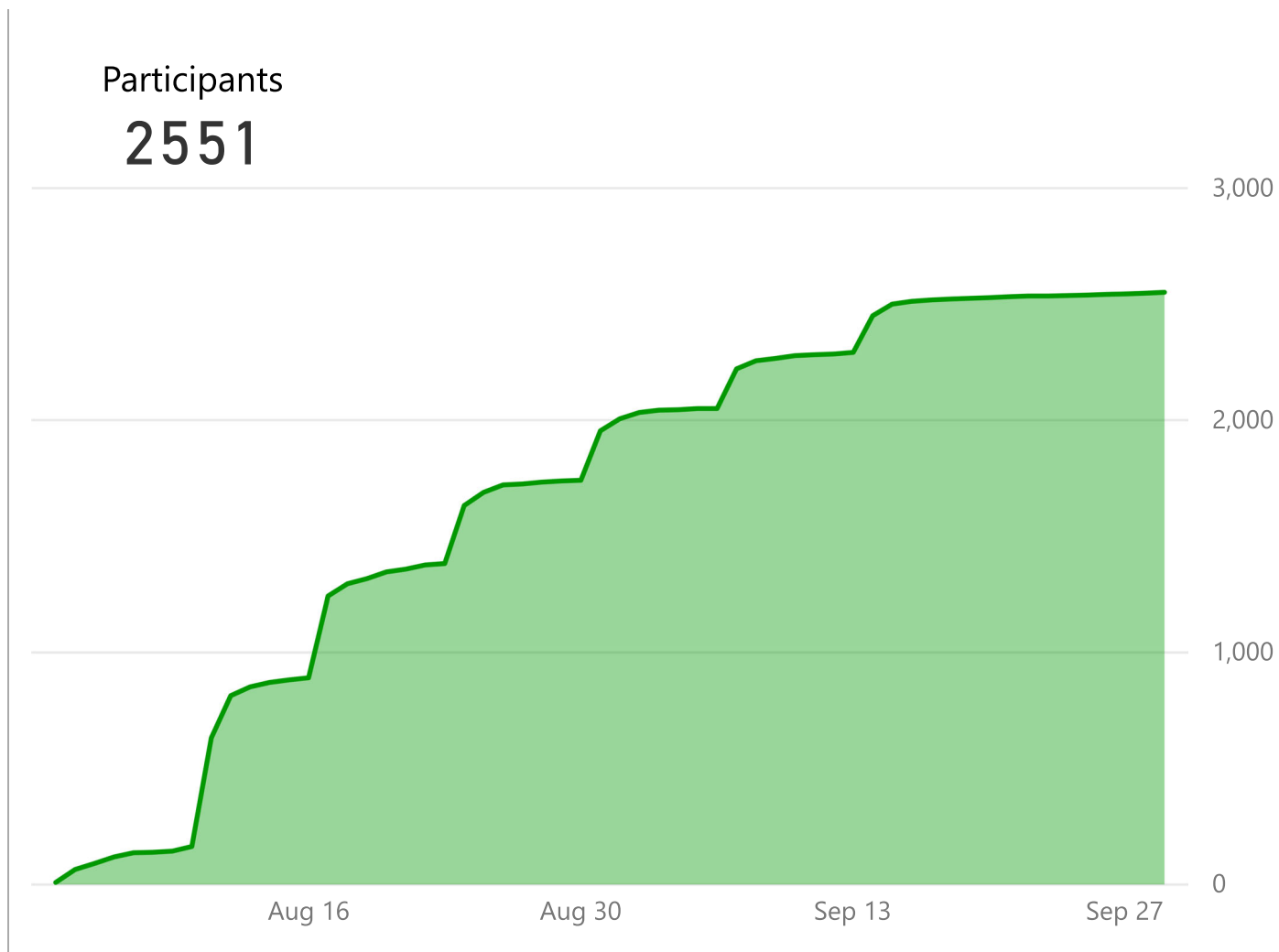
📅 Aug 03, 20 - Sep 30, 20

Screen 1 / Site Traffic



➔ PARTICIPANTS ➔ URLS ➔ PLATFORMS ➔ VISITS ➔ ALL

Total number of participants over time.



Data points for this Site:

Participants: **2551**

All data points: **72555**

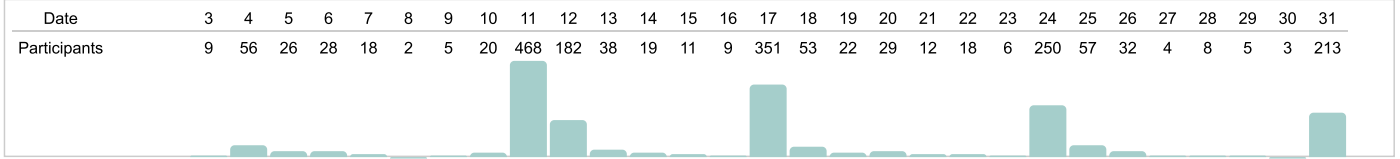
All comments: **2952**



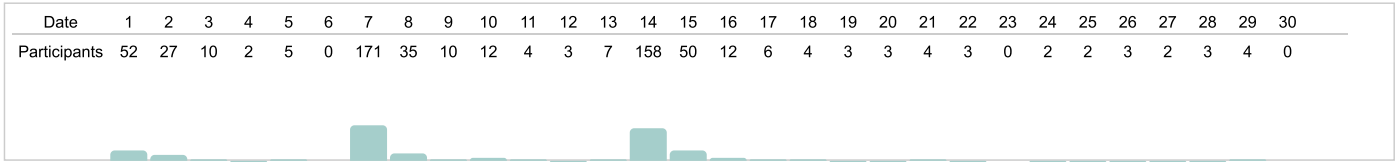
Vanasse Hangen Brustilin Inc. | Southampton Housing Study

Aug 03, 20 - Sep 30, 20 | Screen 1 / Site Traffic

August 2020



September 2020





Vanasse Hangen Brustlin Inc.

# Southampton Housing Study

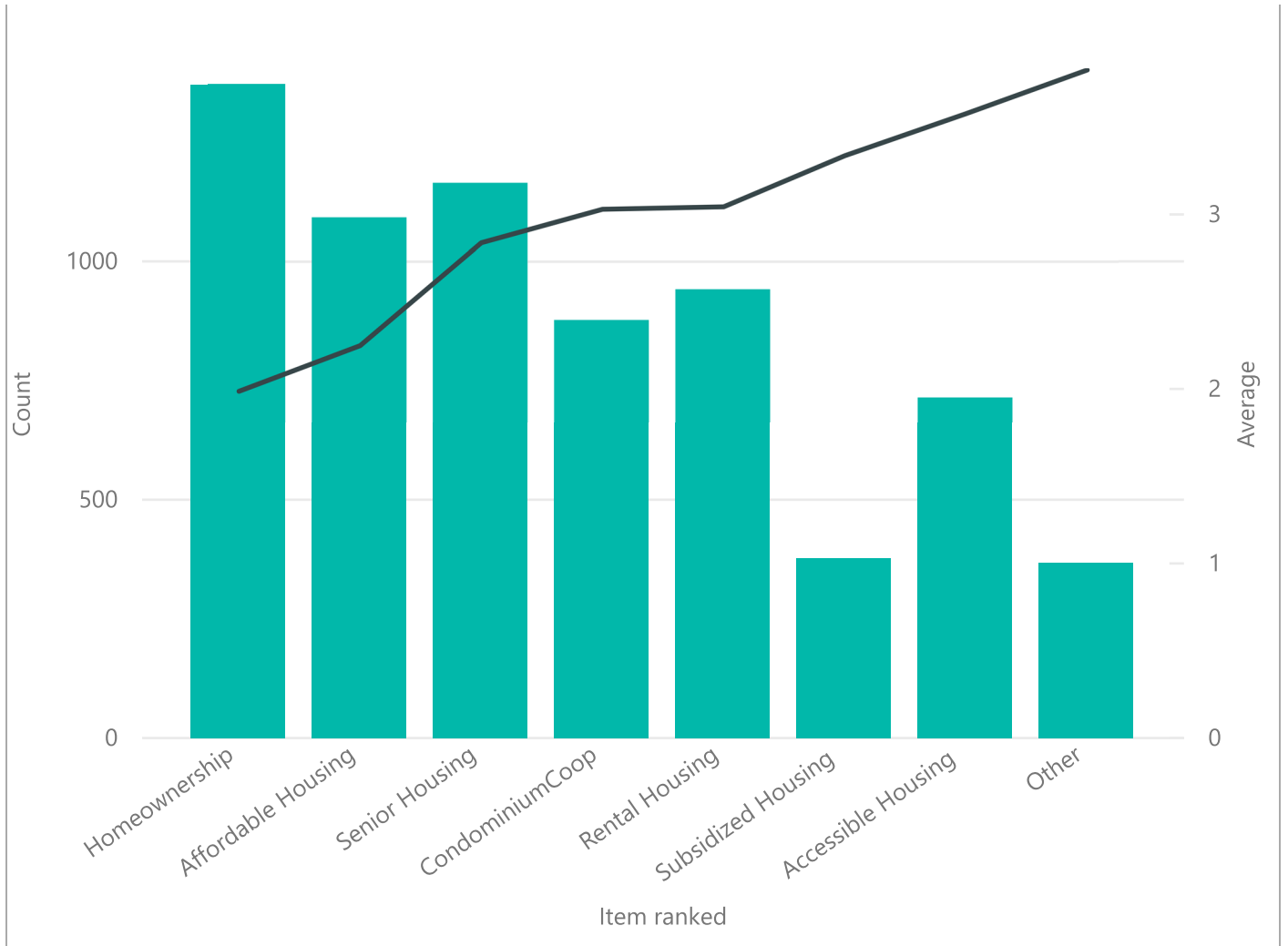
Aug 03, 20 - Sep 30, 20

Screen 2



→ DISTRIBUTIONS → AVERAGE RANK → POPULARITY → ALL

## Priorities by both responses and average rank.



Data points for this Screen:

Rankings: **6912**

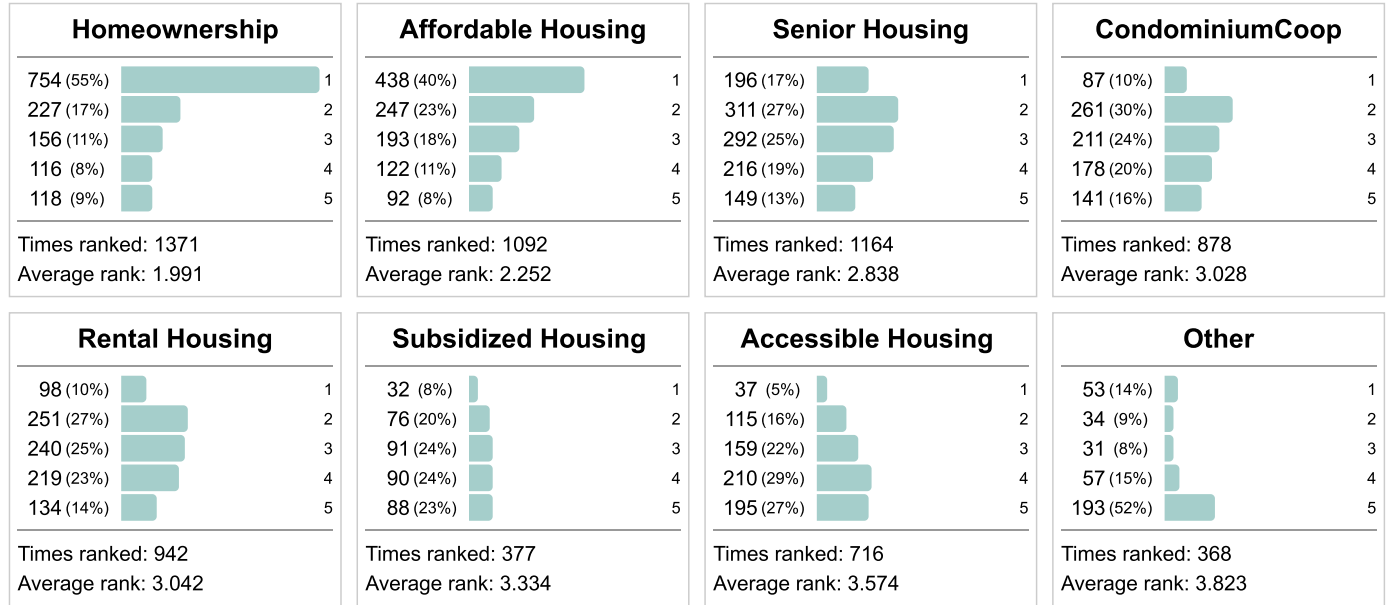
Comments: **444**



Vanasse Hangen Brustilin Inc. | Southampton Housing Study

Aug 03, 20 - Sep 30, 20 | Screen 2

↓ Below: Each ranking item, showing how often each item was ranked in each position, ordered by average. Note that 1 is the highest rank.





Vanasse Hangen Brustilin Inc.

# Southampton Housing Study

Aug 03, 20 - Sep 30, 20

Screen 3

**3 Tell Us About Yourself**

LIVING SITUATION  
 Current Living Situation  
 Housing Facts  
 Renting  
 Housing and Affordability  
 Goals and Improvements

**Current Living Situation**

Do you currently live in the Town of Southampton?

What is your housing situation?

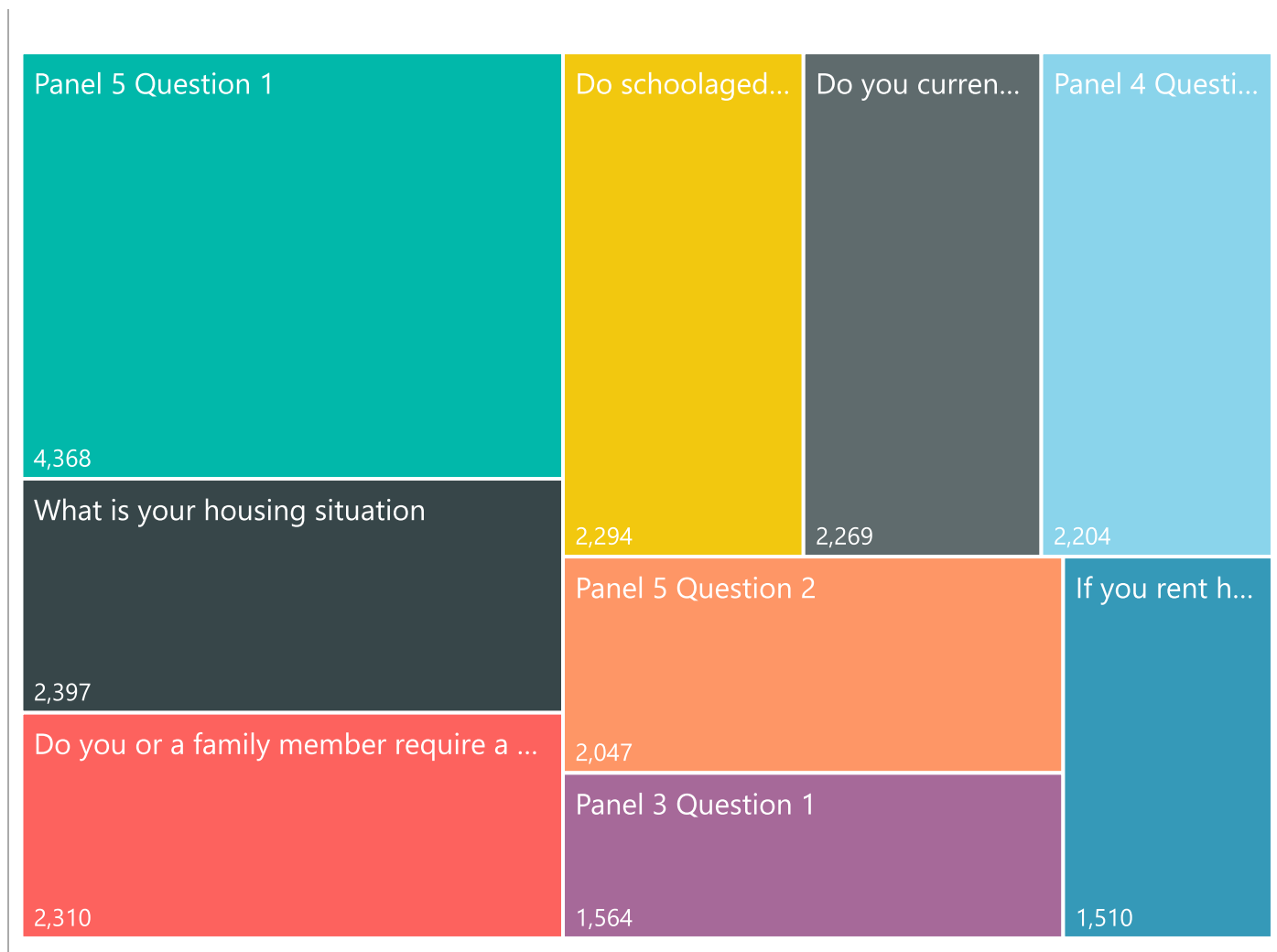
Rent
Own
Live with parents or others

Other

Next

→ QUESTIONS → ANSWERS → TABLE

The number of times each question was answered.



Data points for this Screen:

Responses: **20976**      Comments: **1312**



**Vanasse Hangen Brustilin Inc. | Southampton Housing Study**

Aug 03, 20 - Sep 30, 20 | Screen 3

SURVEY ▼ Below: Survey questions showing answer breakdowns. Note that comment data is found in the downloads.

<p><b>Do you pay more than 30 of your income on housing</b></p> <hr/> <p>1312 Comment</p> <hr/> <p>1312 Total</p>	<p><b>What is your housing situation</b></p> <hr/> <p>2029 Own 231 Rent 97 Live with parents or others 40 Other</p> <hr/> <p>2397 Total</p>	<p><b>Panel 5 Question 1</b></p> <hr/> <p>1220 O1 Traffic s 1193 O4 Economic 923 O5 Bicycle I 744 O3 Improved 288 O2 Improved</p> <hr/> <p>4368 Total</p>
<p><b>Panel 5 Question 2</b></p> <hr/> <p>1296 O2 Own 602 O3 NA 149 O1 Rent</p> <hr/> <p>2047 Total</p>	<p><b>Panel 4 Question 1</b></p> <hr/> <p>1748 O2 No 421 O3 NA 35 O1 Yes be</p> <hr/> <p>2204 Total</p>	<p><b>Do schooled children live in your household if</b></p> <hr/> <p>1645 N/A 591 1-3 48 3-5 10 More than five</p> <hr/> <p>2294 Total</p>
<p><b>Do you or a family member require a handicapaces</b></p> <hr/> <p>1928 N/A 258 Senior 100 Person with disability 24 Other</p> <hr/> <p>2310 Total</p>	<p><b>If you rent how many bedrooms do you have</b></p> <hr/> <p>1150 N/A 158 3+ bedrooms 105 2 bedrooms 97 1 bedroom</p> <hr/> <p>1510 Total</p>	<p><b>Panel 3 Question 1</b></p> <hr/> <p>1187 O6 NA 225 O1 Singlefamily dwelling wh 79 O5 Other 40 O2 Accessory Apartment in p 19 O3 CondoCoop 14 O4 Basement</p> <hr/> <p>1564 Total</p>
<p><b>Do you currently live in the Town of Southampton</b></p> <hr/> <p><i>Too many responses have been given for this view. See excel download for data.</i></p>		



Vanasse Hangen Brustilin Inc.

# Southampton Housing Study

Aug 03, 20 - Sep 30, 20

Screen 4

**Housing Issues and Priorities**

**Existing Barriers** Identify barriers to building or obtaining additional housing options in your community. (One Star = Strongly Disagree and Five Stars = Strongly Agree)

**Housing Needs**

**Housing Size**

**Employee Housing**

**Seasonal Employee Housing**

**Approval Process** Housing approval process (local regulations/zoning/environmental concerns) ★★★★★ [Comment](#)

**Cost** High cost of construction/high cost of land/high taxes ★★★★★ [Comment](#)

**Rehabilitation** Substandard/housing needing rehabilitation ★★★★★ [Comment](#)

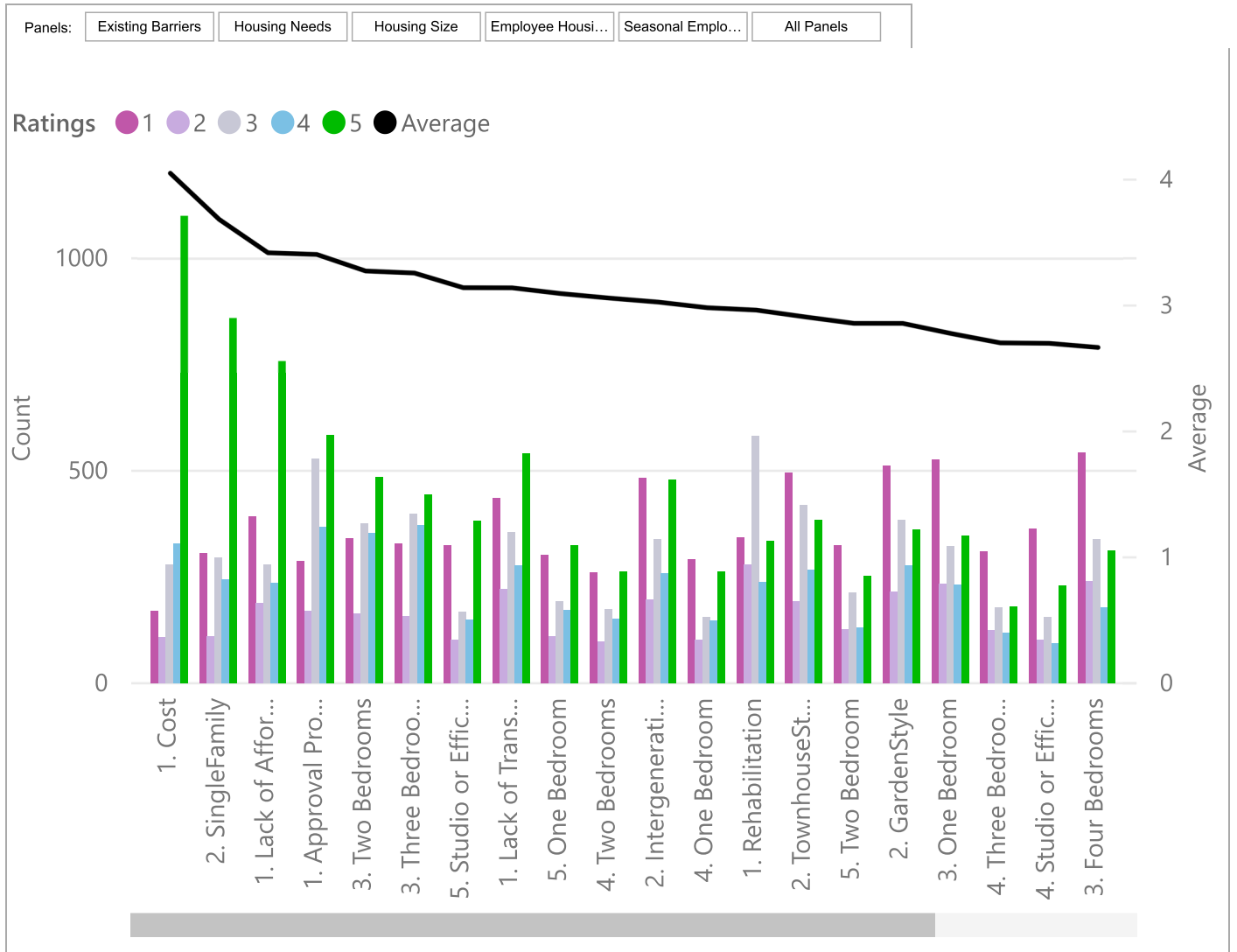
**Lack of Affordable Units** Insufficient affordable rental units ★★★★★ [Comment](#)

**Lack of Transportation** Lack of sufficient public transportation between potential housing and jobs ★★★★★ [Comment](#)

[Suggest another](#) [Next Category](#)

→ DISTRIBUTIONS → AVERAGE RATINGS → POPULARITY → TABLE

## Rating distributions and averages by panel.



Data points for this Screen:

Ratings: **36336**

Comments: **1196**

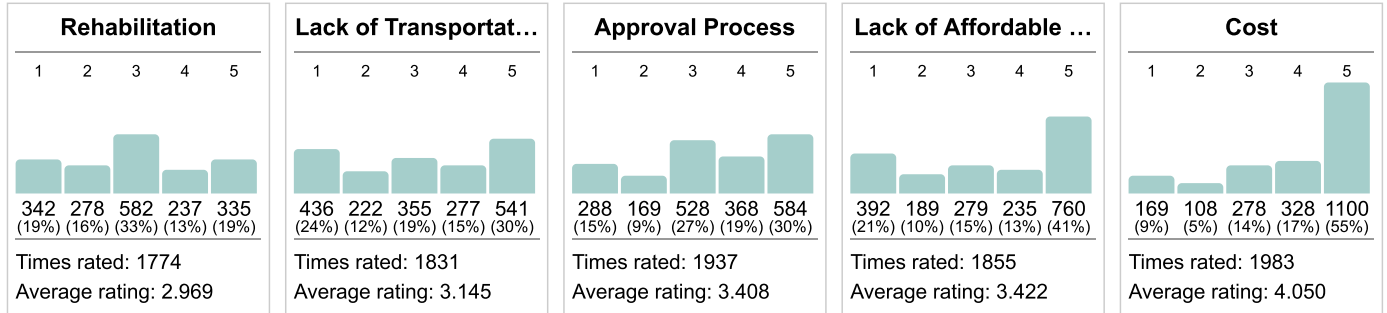


**Vanasse Hangen Brustlin Inc. | Southampton Housing Study**

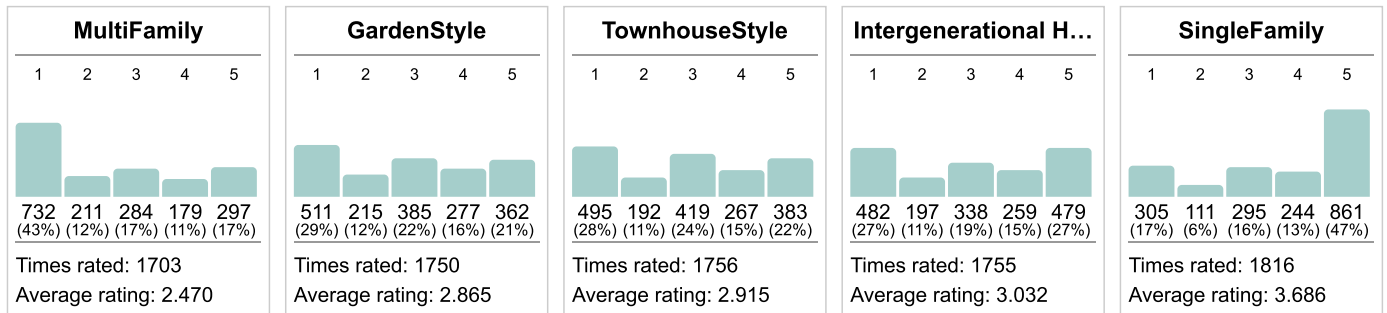
Aug 03, 20 - Sep 30, 20 | Screen 4

↓ Below: Each rating item, showing how many times each item was given each rating, sorted by average rating.

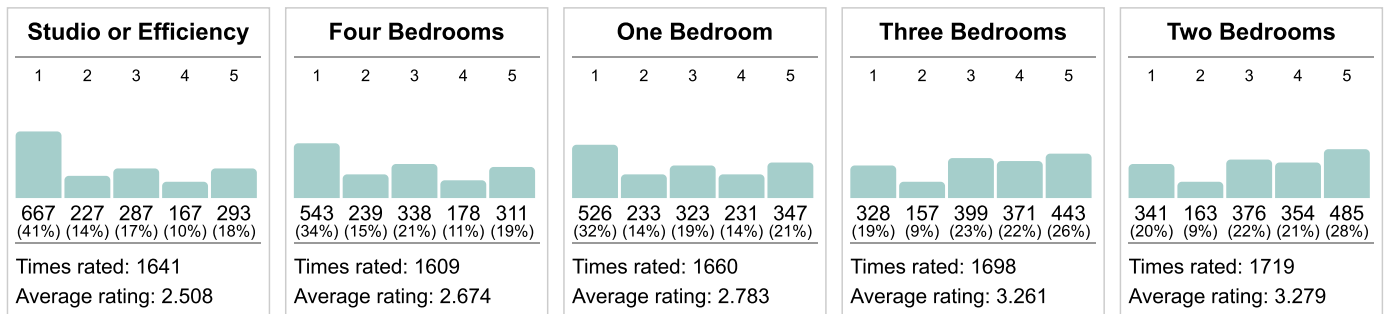
**Existing Barriers**



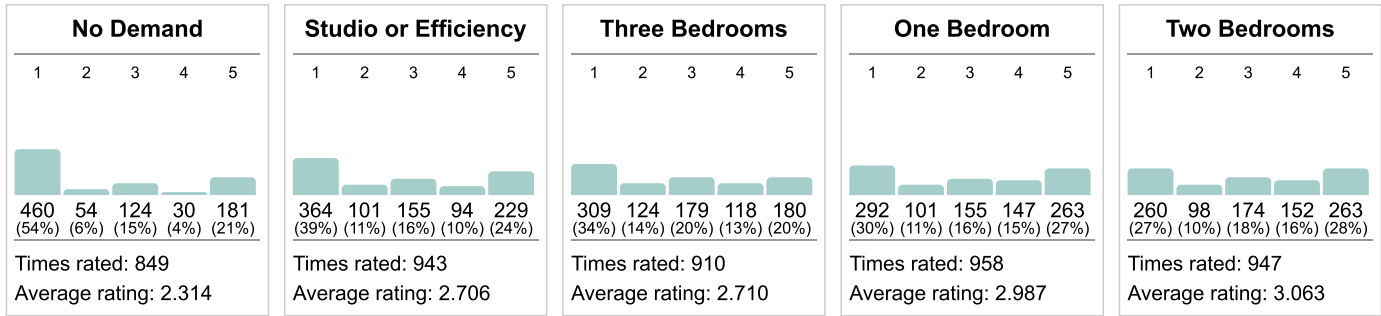
**Housing Needs**



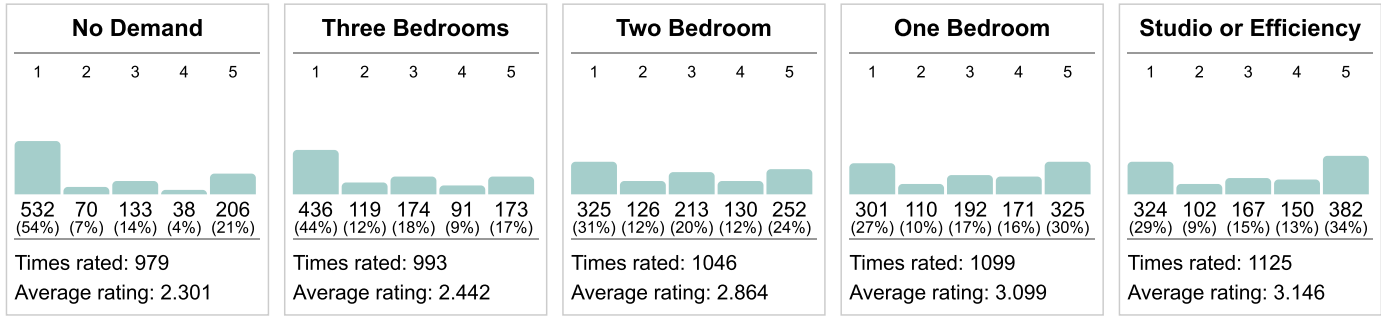
**Housing Size**



**Employee Housing**



### Seasonal Employee Housing





Vanasse Hangen Brustilin Inc.

# Southampton Housing Study

Aug 03, 20 - Sep 30, 20

Screen 5

5 Housing Survey

THANK YOU

Final Questions (Optional)

Age  
Select...

Income  
Select...

Is the Town of Southampton your:  
Select...

How do you get to work?  
Select...

On a waiting list for affordable housing?  
Select...

Enter email to be on the Town's email list  
Type...

Submit Final Questions Stop

THANK YOU

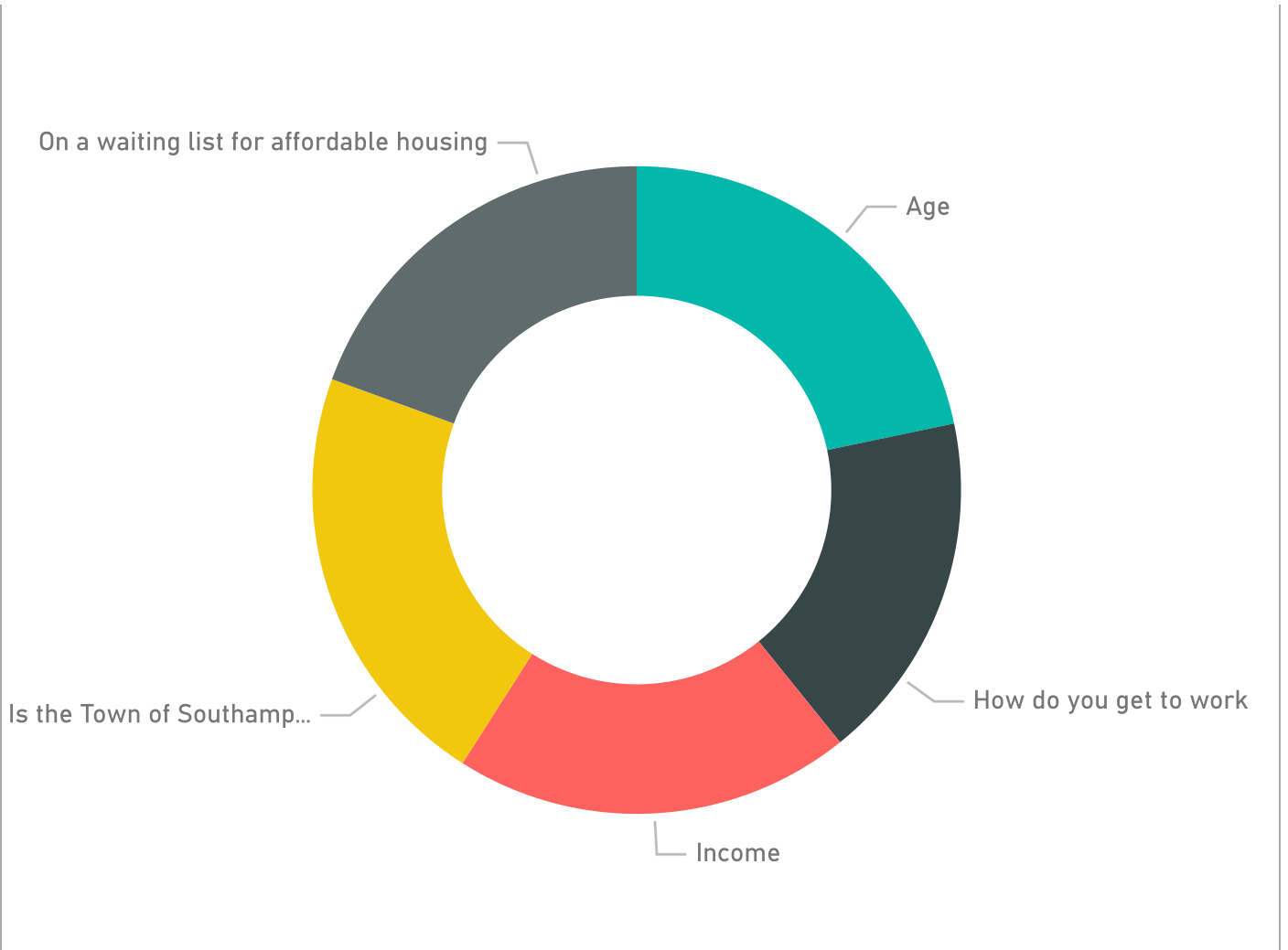
All of your feedback will help shape the Southampton housing plan.

Stay involved in the process. We will be hosting a series of virtual public forums to gather community input.

Please visit the Town's website for more information:  
<http://www.southamptonny.gov/>

→ QUESTIONS → ANSWERS → TREEMAP → TABLE

The number of times each question was answered.



Data points for this Screen:

Responses: **7814**

Private: **517**

© MetroQuest Studio



**Vanasse Hangen Brustilin Inc. | Southampton Housing Study**

📅 Aug 03, 20 - Sep 30, 20 | Screen 5

⬇ Below: Wrap Up questions showing answer breakdowns.

Age	
732	41 to 60
705	61 to 80
213	26 to 40
31	81 and over
15	25 and under
<hr/>	
1696	Total

How do you get to work	
1183	Drive
90	Walk
71	Mass Transit
20	Bicycle
4	Carpool
<hr/>	
1368	Total

Income	
536	More than 150000
466	50000 100000
325	100000 150000
221	Less than 50000
<hr/>	
1548	Total

Is the Town of Southampton your	
1226	Primary residence
397	Secondary residence
60	Workplace
<hr/>	
1683	Total

On a waiting list for affordable housing	
1419	Not on a list
57	Southampton Town Registry
24	Other
10	Sandy Hollow or Speonk Apart...
6	Housing Authority wait list sect 8
3	Woodbridge or Bishop Ryan
<hr/>	
1519	Total